


The effective technology

# Farmet®

ⒸZ KATALOG NÁHRADNÍCH DÍLŮ ⒸB CATALOGUE OF SPARE PARTS ⒸD ERSATZTEILLISTE  
ⒸRU КАТАЛОГ ЗАПАСНЫХ ЧАСТЕЙ ⒸF CATALOGUE DES PIÈCES DE RECHANGE ⒸPL KATALOG CZĘŚCI ZAMIENNYCH

## SOFTER 3 N



ⒸZ Platnost pro vrcholové | výrobní číslo stroje ⒸB Validity for the top | serial number of the machine  
ⒸD Gültigkeit für die Haupt- | Herstellungsnummer der Maschine ⒸRU Действительно для главного | заводского номера машины  
ⒸF Validité du numéro de référence | de série de la machine ⒸPL Obowiązuje dla numeru głównego | seryjnego maszyny

9316648 | 2022/0753

Farmet a. s.  
Jiřinková 276  
552 03 Česká Skalice, CZ

telefon: +420 491 450 111  
fax: +420 491 450 136  
GSM: +420 774 715 738

IČ: 46504931  
DIČ: CZ46504931

web: [www.farmet.cz](http://www.farmet.cz)  
e-mail: [farmet@farmet.cz](mailto:farmet@farmet.cz)

ⒸZ NAVIGACE STROJE

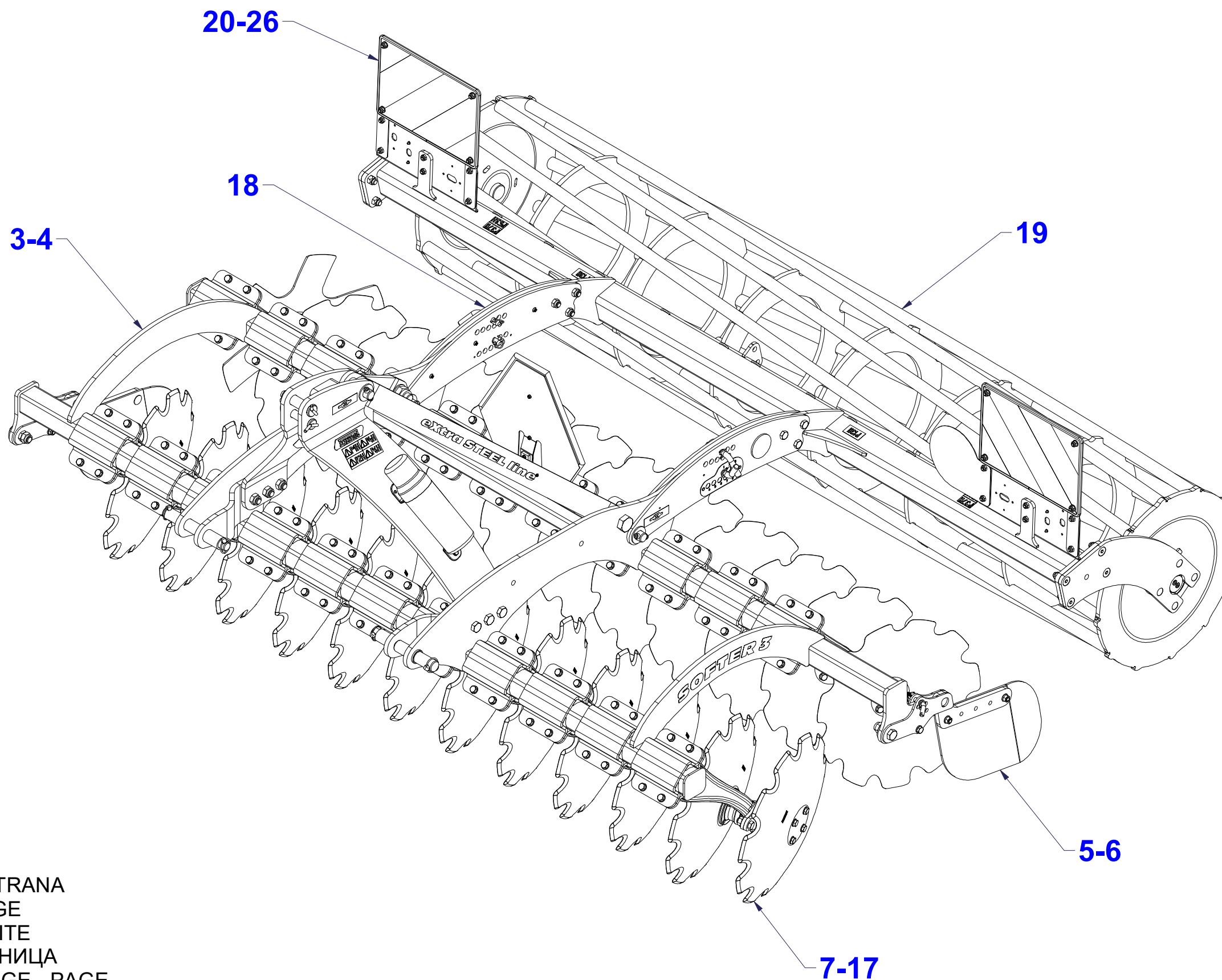
ⒸD NAVIGATION DER MASCHINE

ⒸF NAVIGATION DE LA MACHINE

ⒸGB NAVIGATION OF THE MACHINE

ⒸRU НАВИГАЦИЯ МАШИНЫ

ⒸPL NAWIGACJA MASZYN



ⒸCZ NÁHRADNÍ DÍL - STRANA

ⒸGB SPARE PART - PAGE

ⒸD ERSATZTEILE - SEITE

ⒸRU ЗАПЧАСТЬ - СТРАНИЦА

ⒸF PIÈCE DE RECHANGE - PAGE

ⒸPL CZĘŚCI ZAMIENNE - STRONA

Ⓒ ZÁKLAD STROJE

Ⓓ UNTERBAU DER MASCHINE

Ⓕ BÂTI DE LA MACHINE

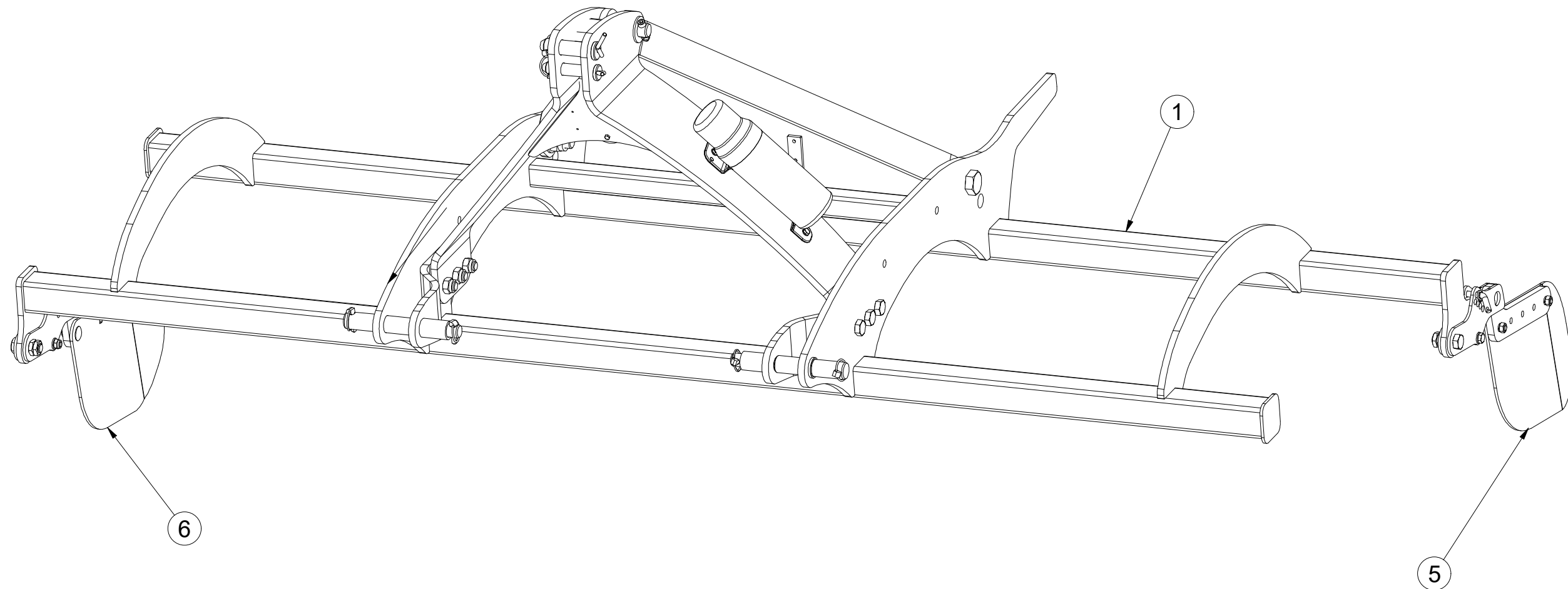
**3011490**

Ⓖ FOOTING OF THE MACHINE

Ⓡ ОСНОВАНИЕ МАШИНЫ

Ⓢ PODSTAWA MASZYNY

**Farmet**



| Pos. | Part Number | Pcs. |
|------|-------------|------|
| 1    | 2000743     | 1    |
| 5    | 3004585     | 1    |
| 6    | 3004586     | 1    |

☉ ZÁKLAD STROJE

☐ UNTERBAU DER MASCHINE

☐ BÂTI DE LA MACHINE

☉ FOOTING OF THE MACHINE

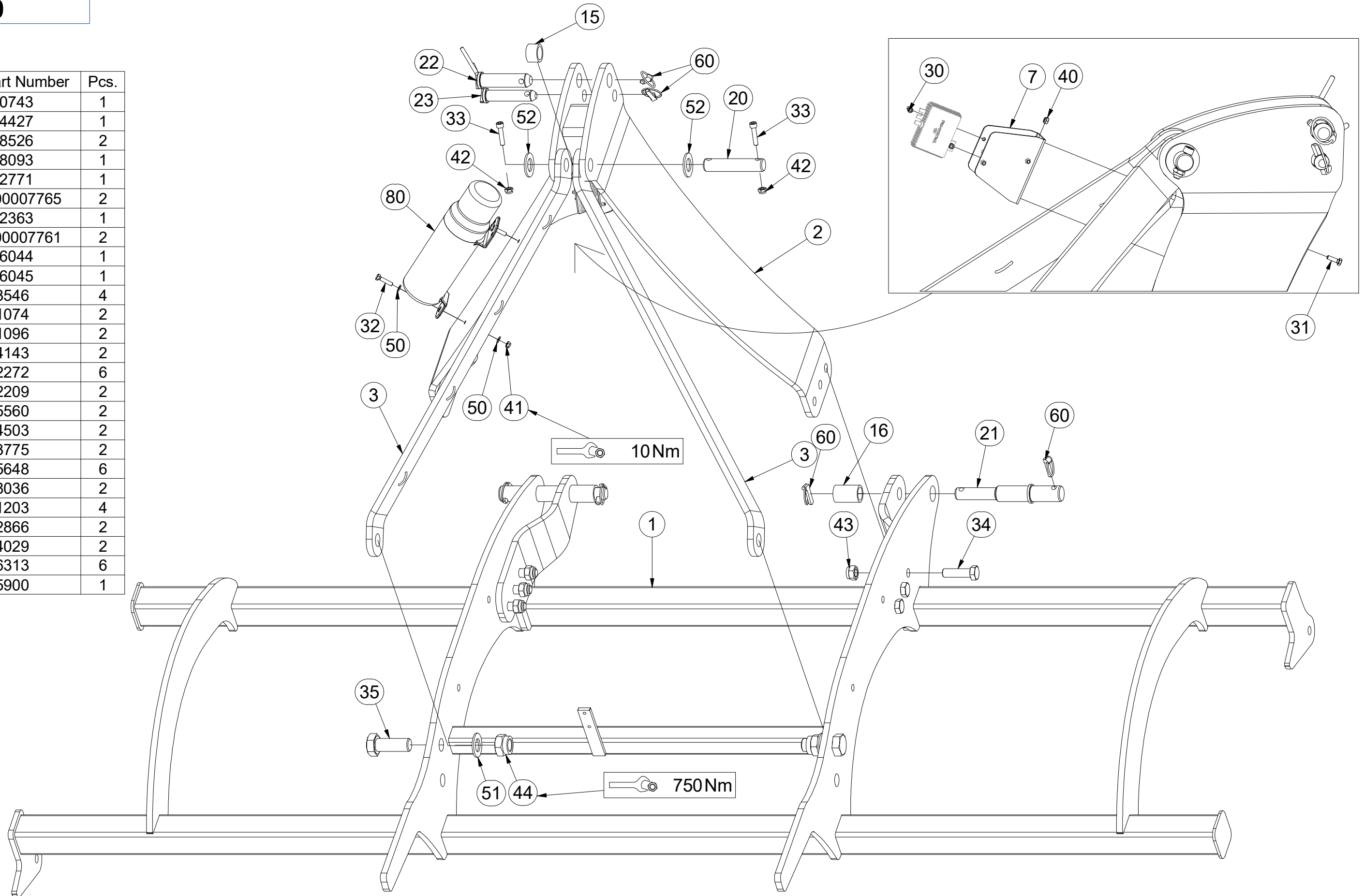
☐ ОСНОВАНИЕ МАШИНЫ

☐ PODSTAWA MASZYNY



**3011490**

| Pos. | Part Number | Pcs. |
|------|-------------|------|
| 1    | 2000743     | 1    |
| 2    | 3004427     | 1    |
| 3    | 4008526     | 2    |
| 7    | 4018093     | 1    |
| 15   | 9002771     | 1    |
| 16   | VZ00007765  | 2    |
| 20   | 4012363     | 1    |
| 21   | VZ00007761  | 2    |
| 22   | 4006044     | 1    |
| 23   | 4006045     | 1    |
| 30   | m13546      | 4    |
| 31   | m01074      | 2    |
| 32   | m01096      | 2    |
| 33   | m14143      | 2    |
| 34   | m12272      | 6    |
| 35   | m12209      | 2    |
| 40   | m05560      | 2    |
| 41   | m04503      | 2    |
| 42   | m03775      | 2    |
| 43   | m05648      | 6    |
| 44   | m08036      | 2    |
| 50   | m01203      | 4    |
| 51   | m02866      | 2    |
| 52   | m14029      | 2    |
| 60   | m16313      | 6    |
| 80   | m15900      | 1    |

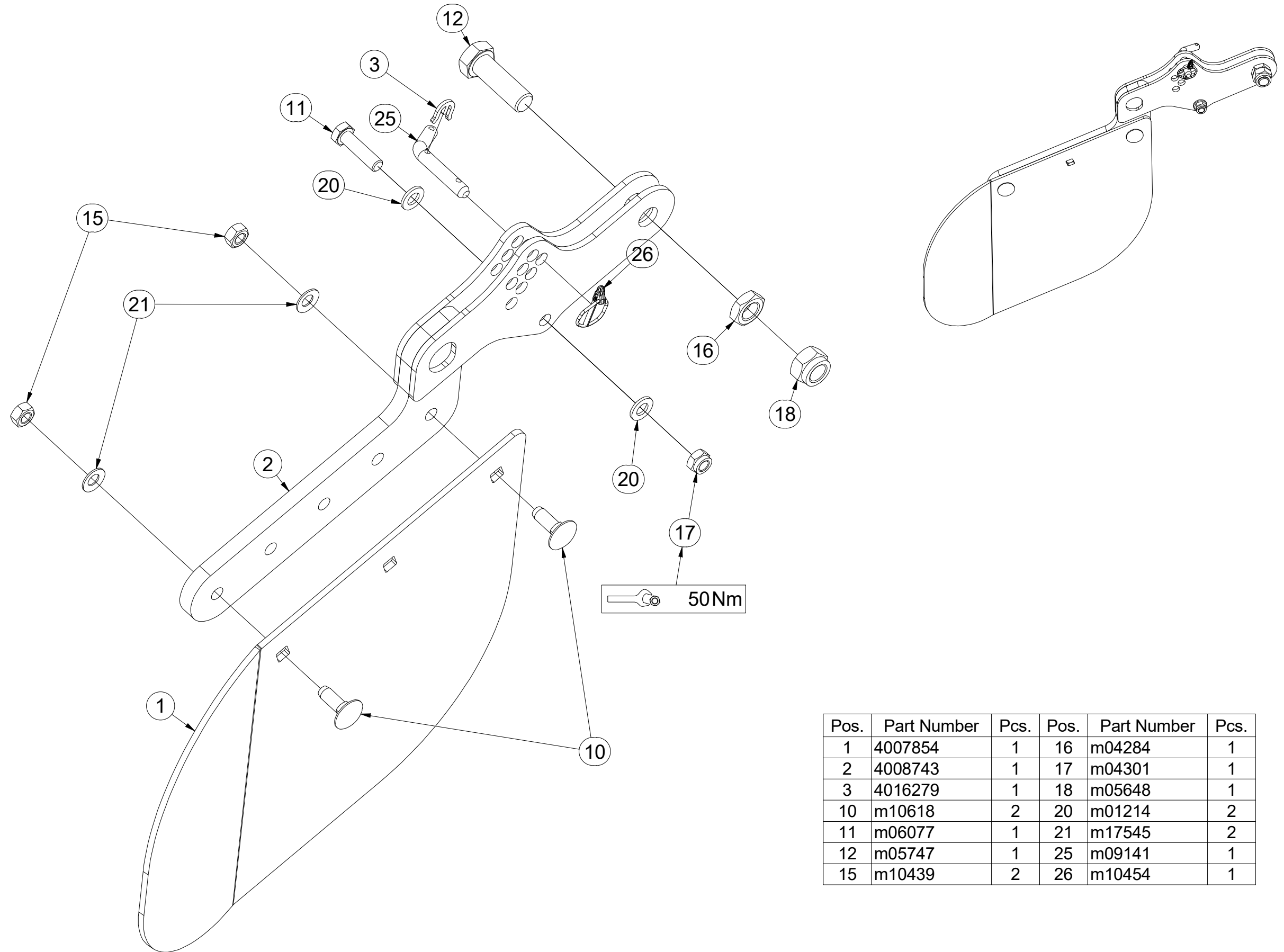


CZ DEFLEKTOR LEVÝ  
 D DEFLEKTOR, LINKER  
 F DÉFLECTEUR GAUCHE

GB DEFLECTOR LEFT  
 RU ДЕФЛЕКТОР ЛЕВЫЙ  
 PL DEFLEKTOR LEWY



**3004585**



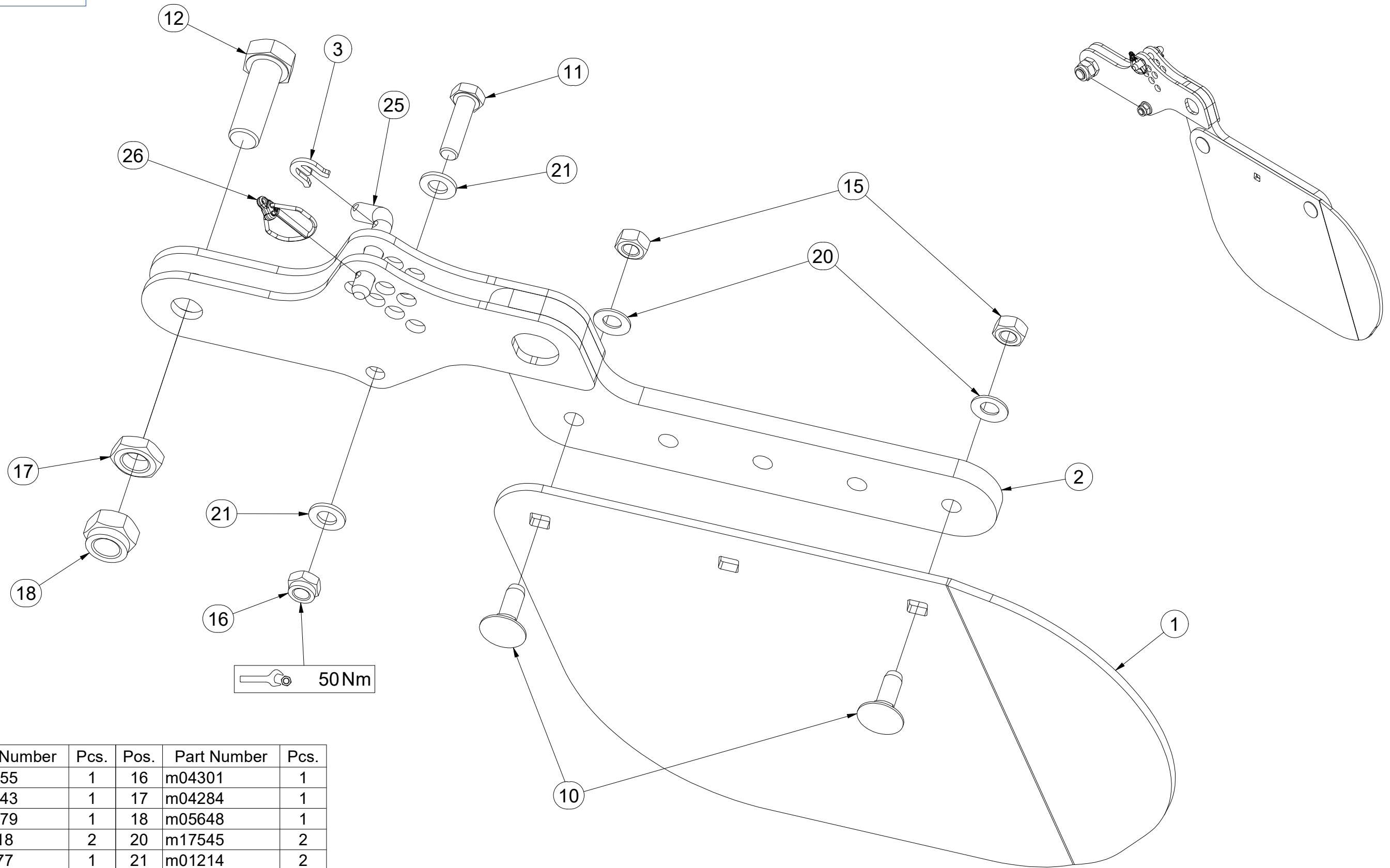
| Pos. | Part Number | Pcs. | Pos. | Part Number | Pcs. |
|------|-------------|------|------|-------------|------|
| 1    | 4007854     | 1    | 16   | m04284      | 1    |
| 2    | 4008743     | 1    | 17   | m04301      | 1    |
| 3    | 4016279     | 1    | 18   | m05648      | 1    |
| 10   | m10618      | 2    | 20   | m01214      | 2    |
| 11   | m06077      | 1    | 21   | m17545      | 2    |
| 12   | m05747      | 1    | 25   | m09141      | 1    |
| 15   | m10439      | 2    | 26   | m10454      | 1    |

(CZ) DEFLEKTOR PRAVÝ  
 (D) DEFLEKTOR, RECHTER  
 (F) DÉFLECTEUR DROIT

(GB) DEFLECTOR RIGHT  
 (RU) ДЕФЛЕКТОР ПРАВЫЙ  
 (PL) DEFLEKTOR PRAWY



**3004586**



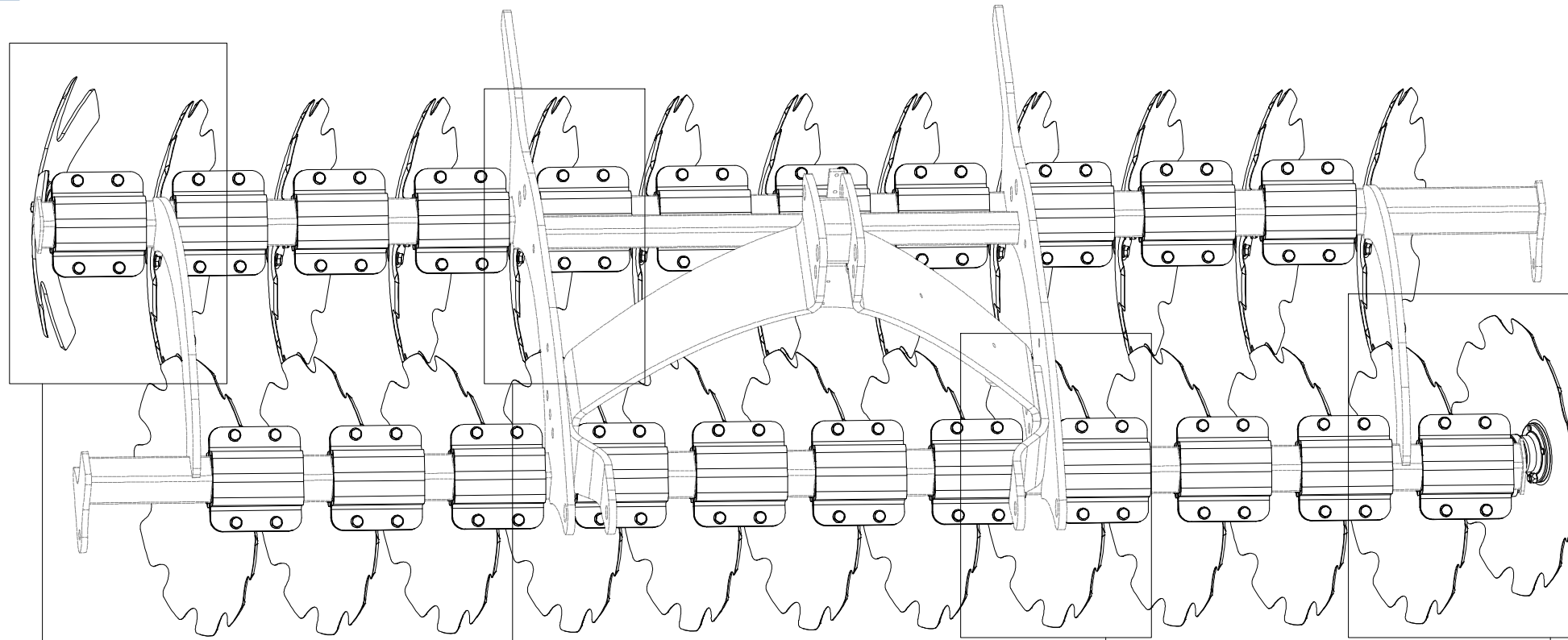
| Pos. | Part Number | Pcs. | Pos. | Part Number | Pcs. |
|------|-------------|------|------|-------------|------|
| 1    | 4008155     | 1    | 16   | m04301      | 1    |
| 2    | 4008743     | 1    | 17   | m04284      | 1    |
| 3    | 4016279     | 1    | 18   | m05648      | 1    |
| 10   | m10618      | 2    | 20   | m17545      | 2    |
| 11   | m06077      | 1    | 21   | m01214      | 2    |
| 12   | m05747      | 1    | 25   | m09141      | 1    |
| 15   | m10439      | 2    | 26   | m10454      | 1    |

CZ SADA DISKŮ  
 D SCHEIBENSATZ  
 F KIT DE DISQUES

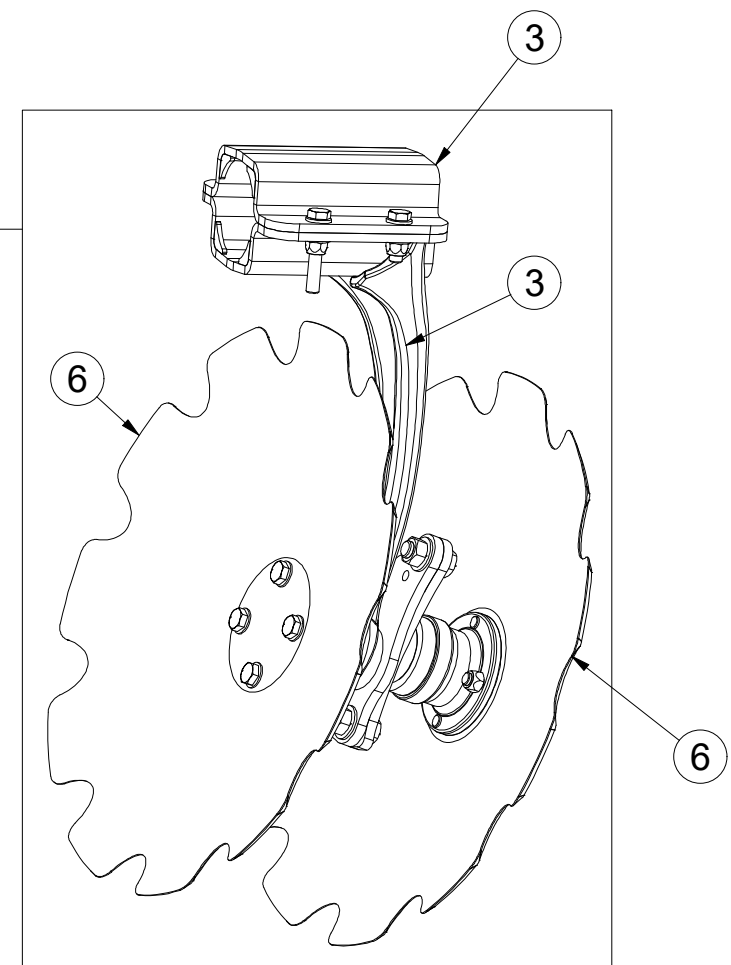
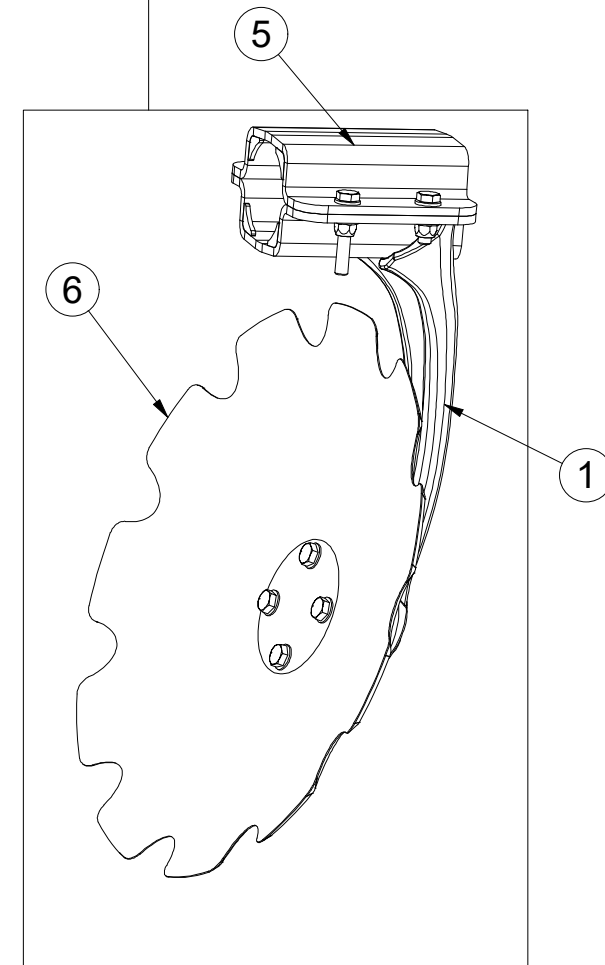
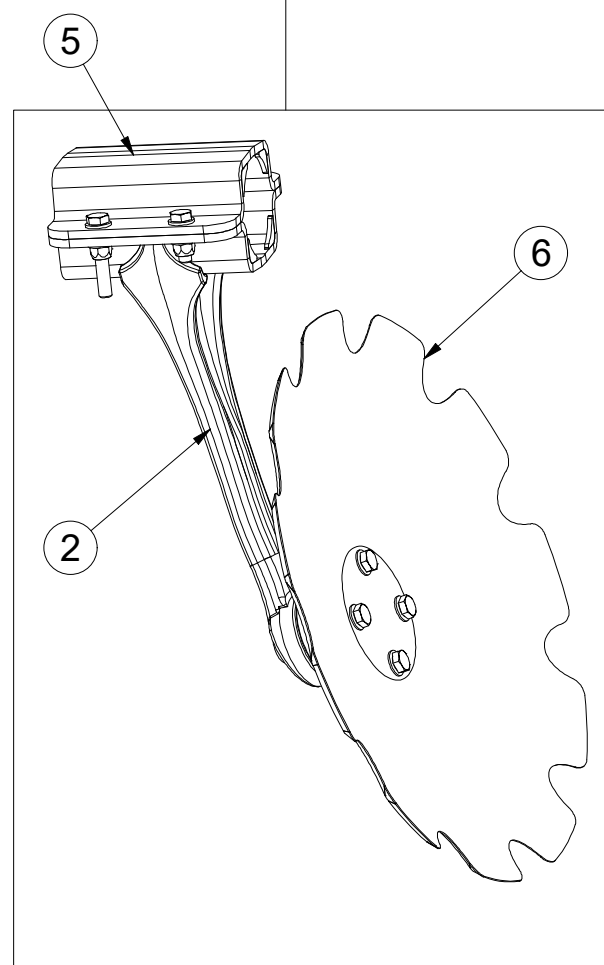
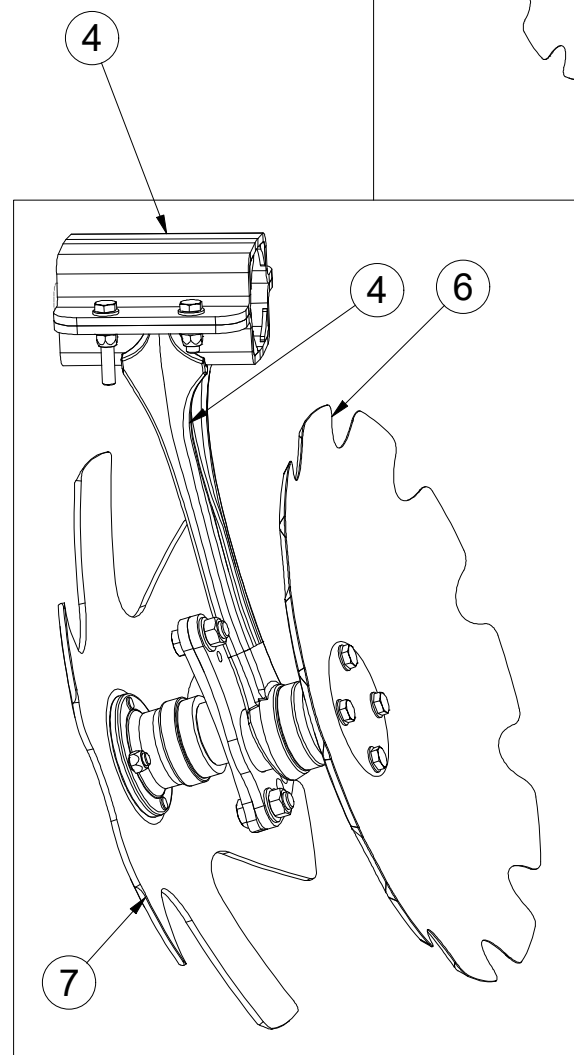
GB DISC SET  
 RU КОМПЛЕКТ ДИСКОВ  
 PL ZESTAW TALERZY



**VZ00019917**



| Pos. | Part Number | Pcs. |
|------|-------------|------|
| 1    | 3008374     | 10   |
| 2    | 3008375     | 10   |
| 3    | VZ00019676  | 1    |
| 4    | VZ00019560  | 1    |
| 5    | 9004269     | 20   |
| 6    | 3006559     | 23   |
| 7    | VZ00009533  | 1    |

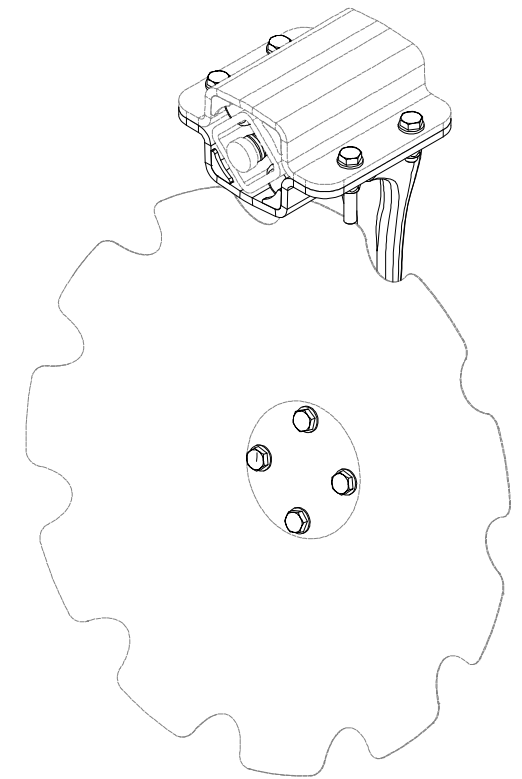
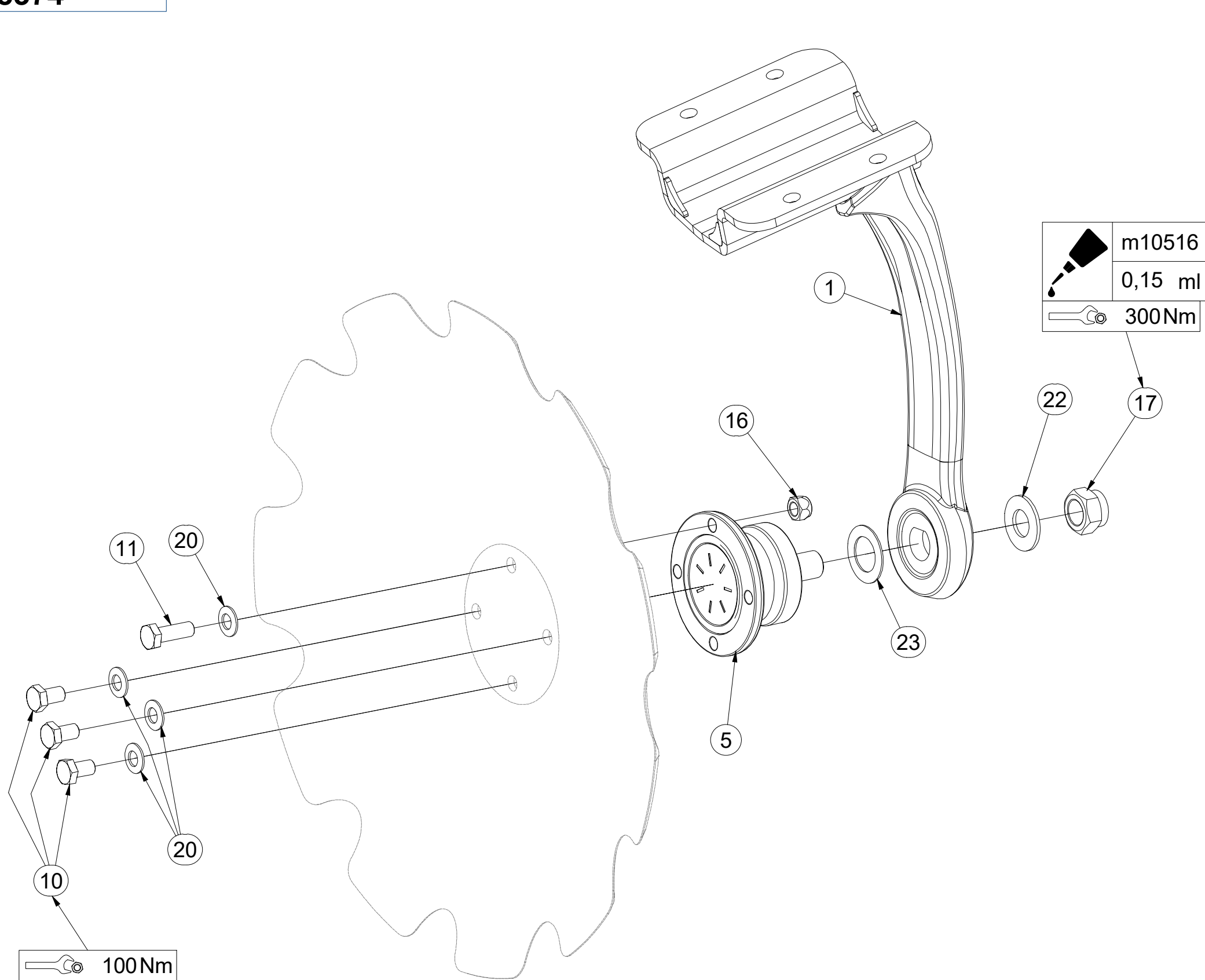


CZ PŘEDNÍ DISK  
 D SCHEIBE, VORDERE  
 F DISQUE AVANT

GB FRONT DISC  
 RU ДИСК ПЕРЕДНИЙ  
 PL TALERZ PRZEDNI



**3008374**



| Pos. | Part Number | Pcs. |
|------|-------------|------|
| 1    | 3008382     | 1    |
| 5    | m11308      | 1    |
| 10   | m11309      | 3    |
| 11   | m11559      | 1    |
| 16   | m11560      | 1    |
| 17   | m11313      | 1    |
| 20   | m17545      | 4    |
| 22   | VZ00011395  | 1    |
| 23   | VZ00022307  | 1    |

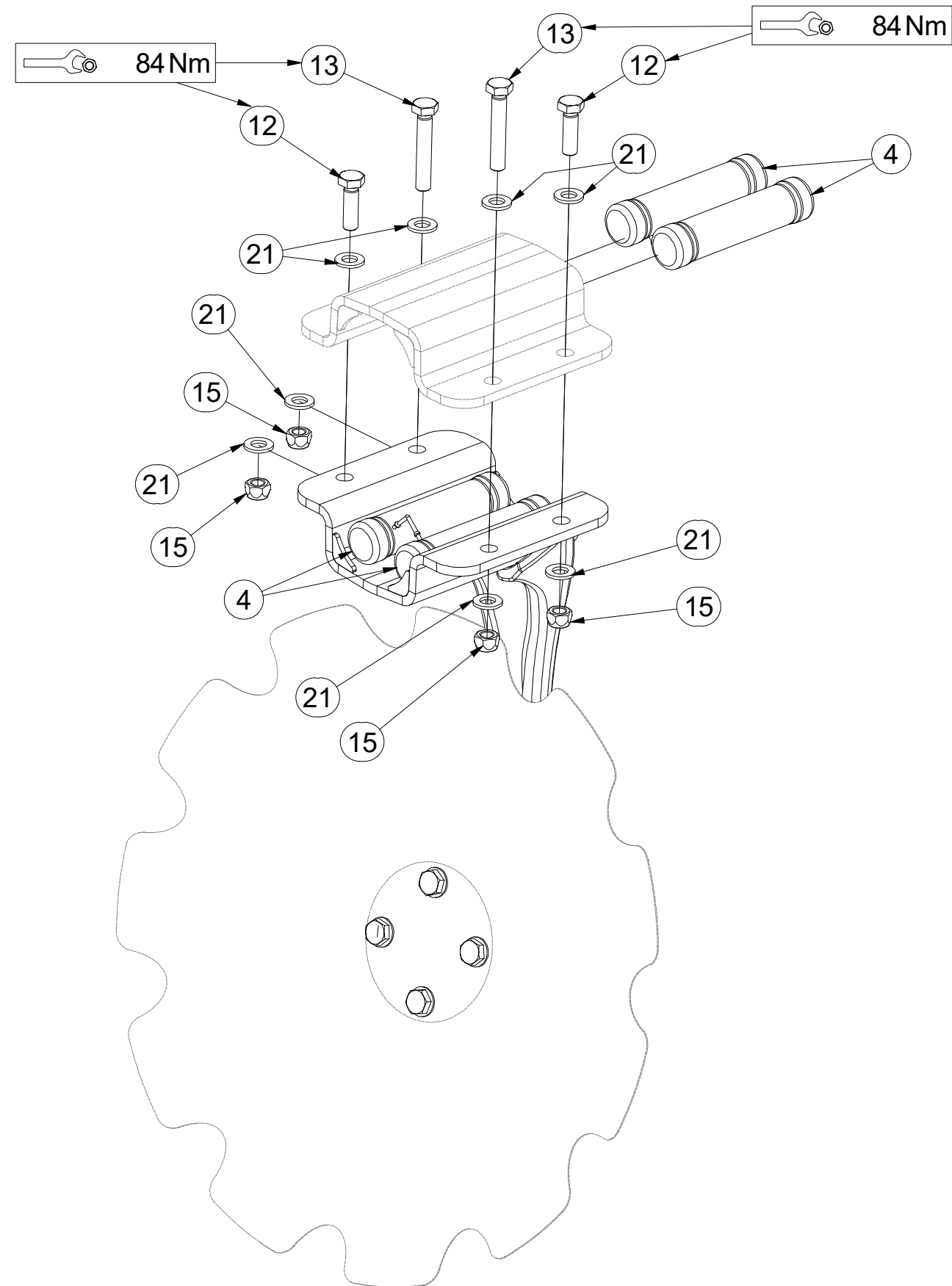


CZ PŘEDNÍ DISK  
 D SCHEIBE, VORDERE  
 F DISQUE AVANT

GB FRONT DISC  
 RU ДИСК ПЕРЕДНИЙ  
 PL TALERZ PRZEDNI



**3008374**



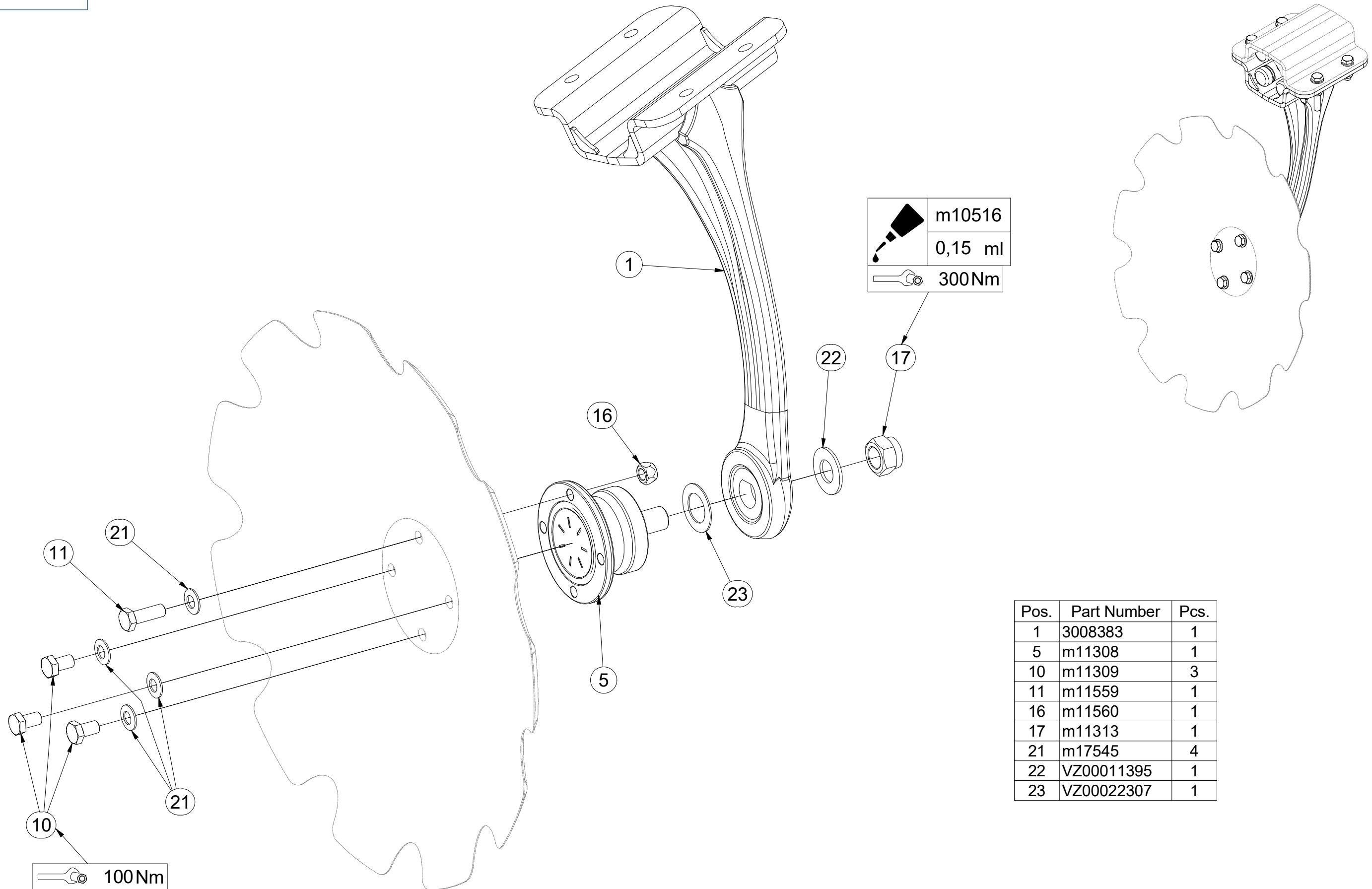
| Pos. | Part Number | Pcs. |
|------|-------------|------|
| 4    | VZ00003901  | 4    |
| 12   | m17657      | 2    |
| 13   | m17653      | 2    |
| 15   | m12134      | 4    |
| 21   | m17741      | 8    |

CZ ZADNÍ DISK  
 D SCHEIBE, HINTERE  
 F DISQUE ARRIÈRE

GB REAR DISC  
 RU ДИСК ЗАДНИЙ  
 PL TALERZ TYLNY



**3008375**



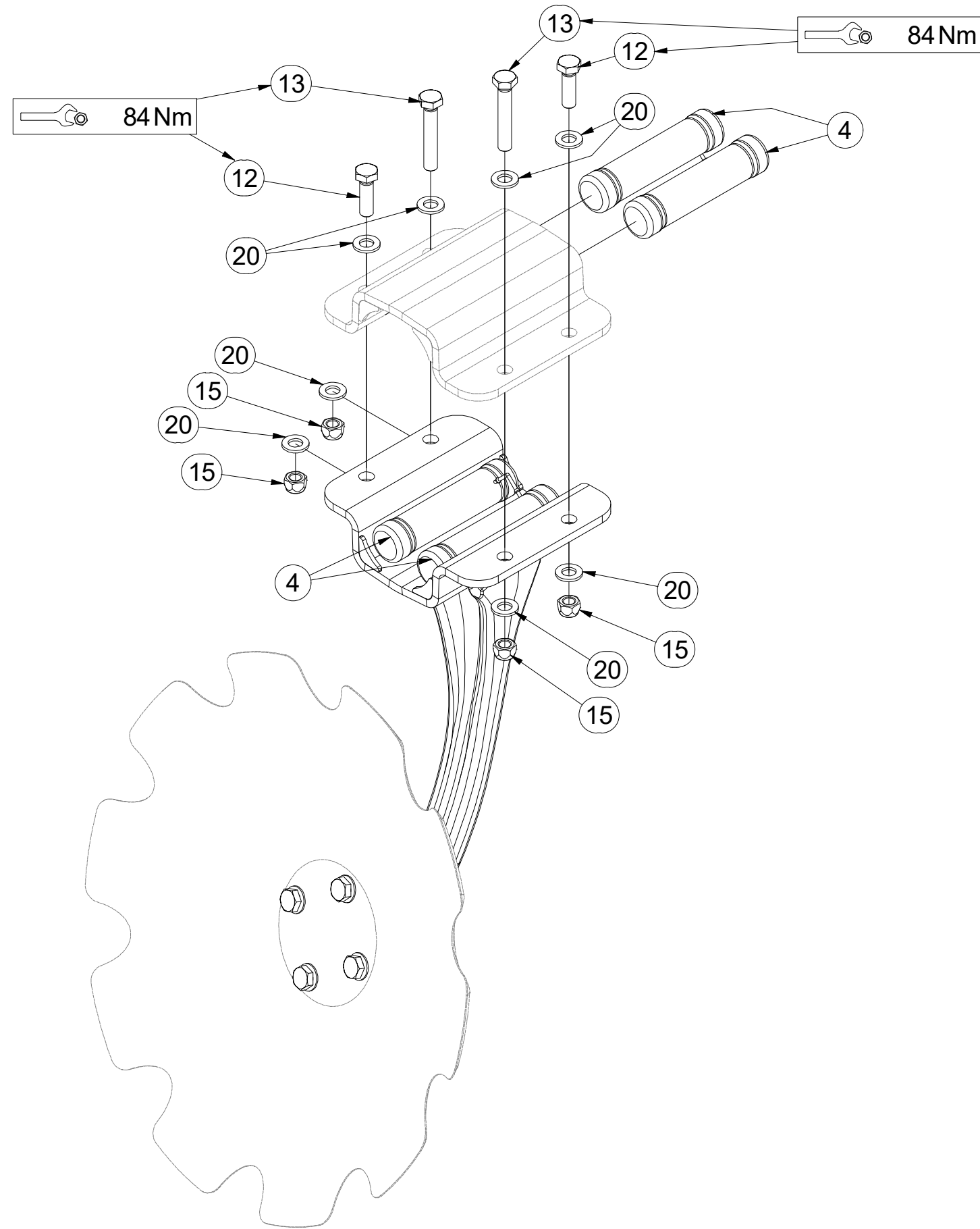
| Pos. | Part Number | Pcs. |
|------|-------------|------|
| 1    | 3008383     | 1    |
| 5    | m11308      | 1    |
| 10   | m11309      | 3    |
| 11   | m11559      | 1    |
| 16   | m11560      | 1    |
| 17   | m11313      | 1    |
| 21   | m17545      | 4    |
| 22   | VZ00011395  | 1    |
| 23   | VZ00022307  | 1    |

- Ⓒ ZADNÍ DISK
- Ⓓ SCHEIBE, HINTERE
- Ⓕ DISQUE ARRIÈRE

- Ⓖ REAR DISC
- Ⓔ ДИСК ЗАДНИЙ
- Ⓟ TALERZ TYLNY



**3008375**



| Pos. | Part Number | Pcs. |
|------|-------------|------|
| 4    | VZ00003901  | 4    |
| 12   | m17657      | 2    |
| 13   | m17653      | 2    |
| 15   | m12134      | 4    |
| 20   | m17741      | 8    |

Ⓒ ZADNÍ DVOUDISK

Ⓓ DUPLEXSCHEIBE, HINTERE

Ⓕ ARRIÈRE DISQUE DOUBLE

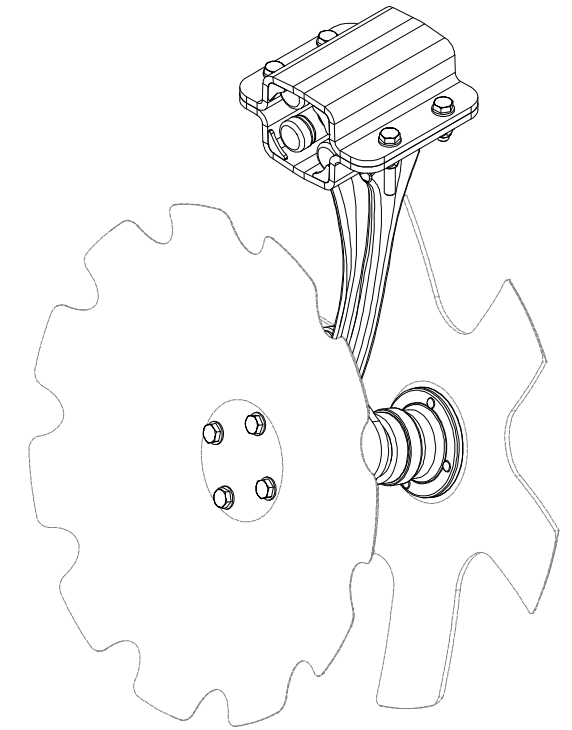
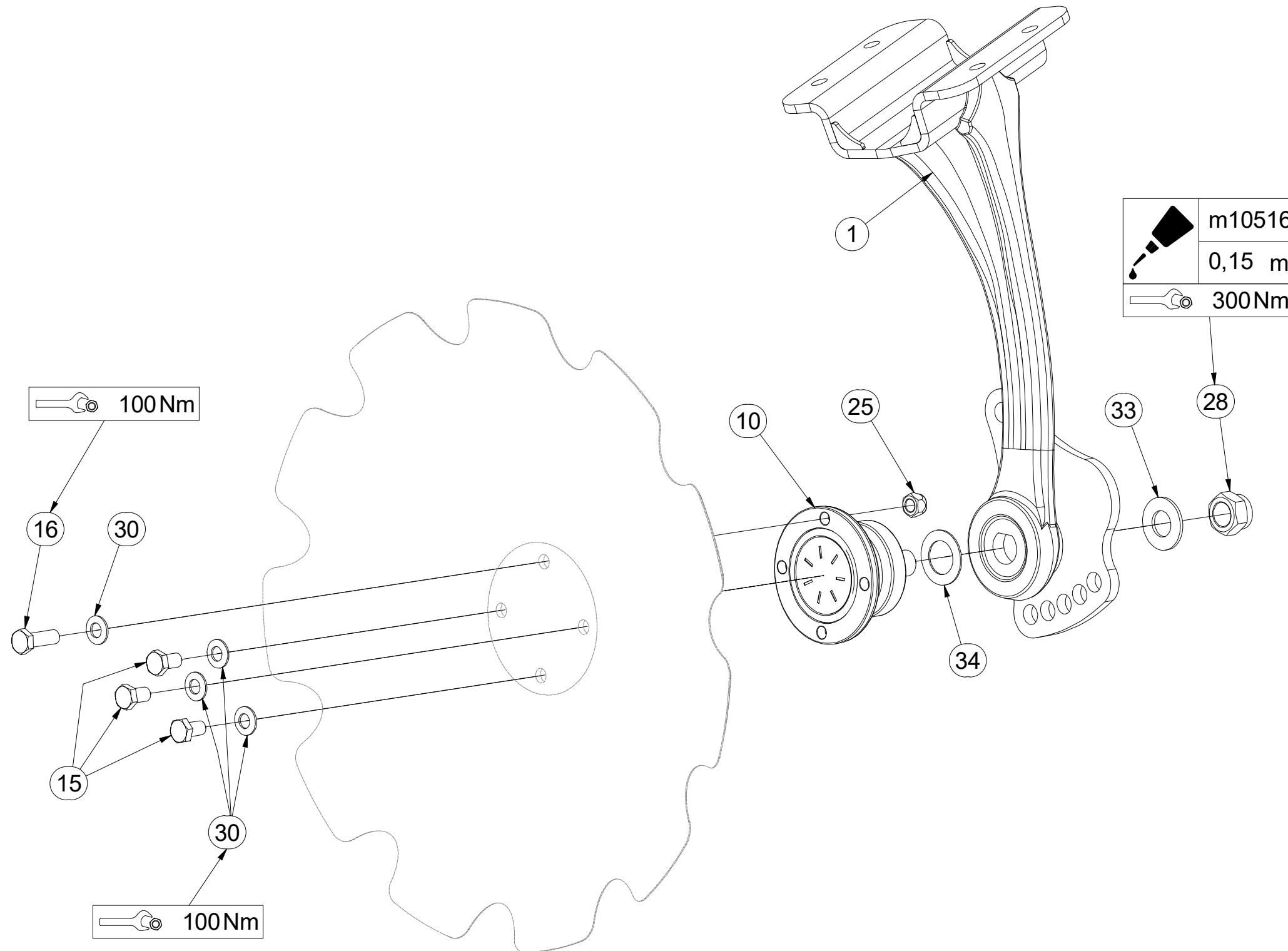
Ⓖ REAR TWIN DISC

Ⓡ ДВОЙНОЙ ДИСК ЗАДНИЙ

Ⓢ TALERZ PODWÓJNY TYLNY



**VZ00019560**



| Pos. | Part Number | Pcs. |
|------|-------------|------|
| 1    | 3008384     | 1    |
| 10   | m11308      | 2    |
| 15   | m11309      | 6    |
| 16   | m11559      | 2    |
| 25   | m11560      | 2    |
| 28   | m11313      | 2    |
| 30   | m17545      | 8    |
| 33   | VZ00011395  | 2    |
| 34   | VZ00022307  | 1    |

Ⓒ ZADNÍ DVOUDISK

Ⓓ DUPLEXSCHEIBE, HINTERE

Ⓕ ARRIÈRE DISQUE DOUBLE

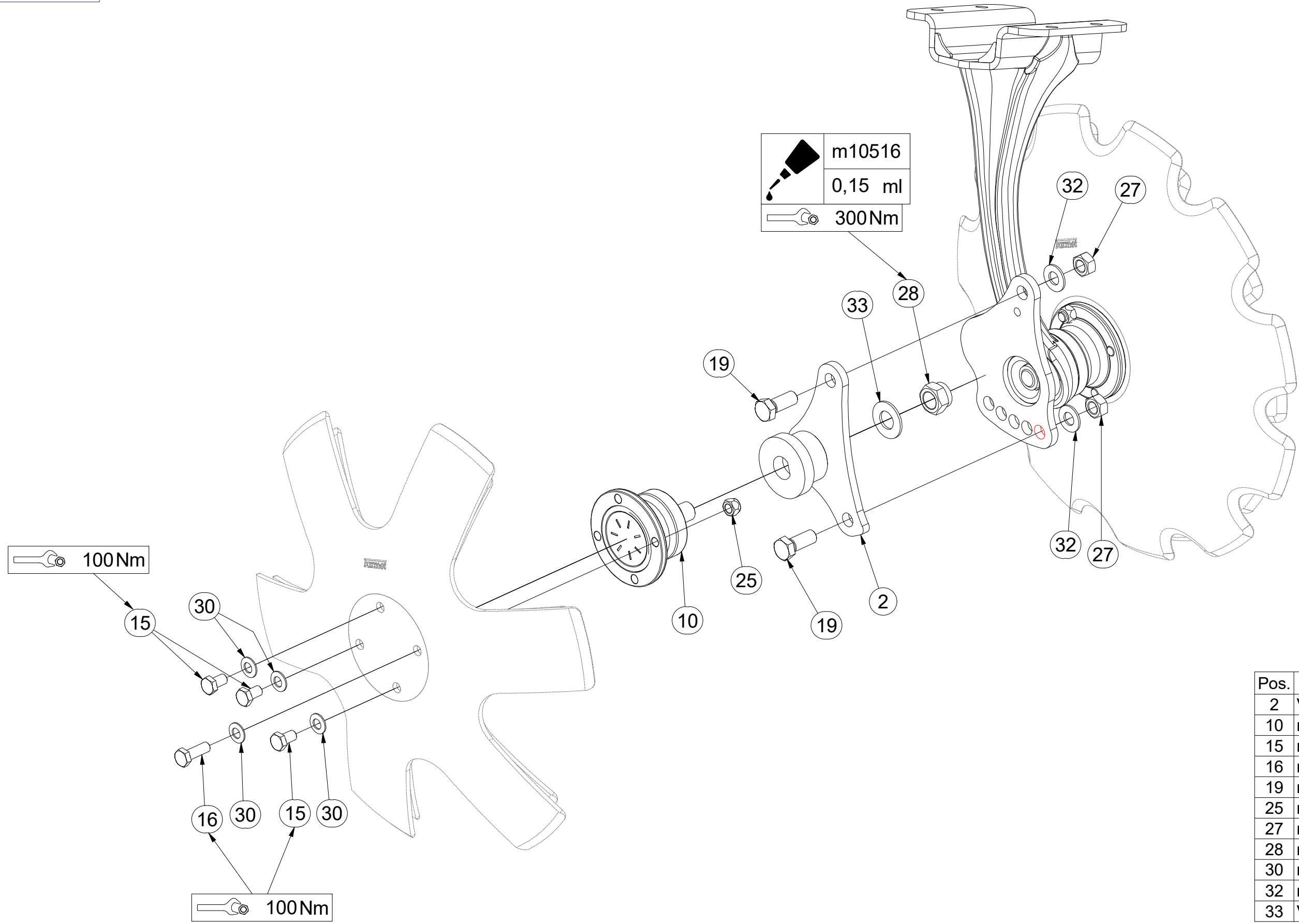
Ⓒ REAR TWIN DISC

Ⓓ ДВОЙНОЙ ДИСК ЗАДНИЙ

Ⓕ TALERZ PODWÓJNY TYLNY



**VZ00019560**



| Pos. | Part Number | Pcs. |
|------|-------------|------|
| 2    | VZ00019243  | 1    |
| 10   | m11308      | 2    |
| 15   | m11309      | 6    |
| 16   | m11559      | 2    |
| 19   | m01129      | 2    |
| 25   | m11560      | 2    |
| 27   | m01306      | 2    |
| 28   | m11313      | 2    |
| 30   | m17545      | 8    |
| 32   | m17584      | 2    |
| 33   | VZ00011395  | 2    |

Ⓒ ZADNÍ DVOUDISK

Ⓓ DUPLEXSCHEIBE, HINTERE

Ⓕ ARRIÈRE DISQUE DOUBLE

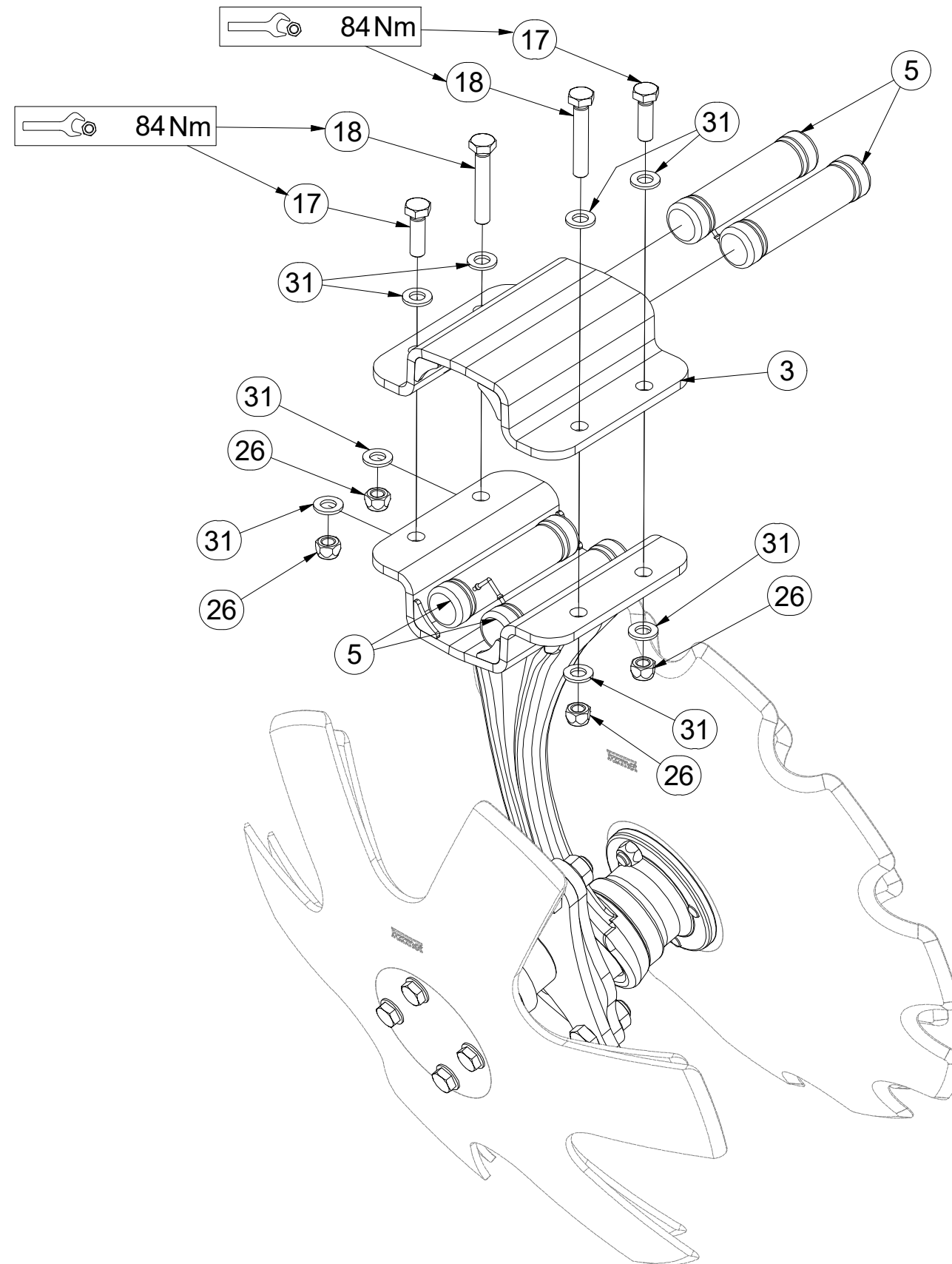
Ⓖ REAR TWIN DISC

Ⓐ ДВОЙНОЙ ДИСК ЗАДНИЙ

Ⓟ TALERZ PODWÓJNY TYLNY



**VZ00019560**



| Pos. | Part Number | Pcs. |
|------|-------------|------|
| 3    | 9004269     | 1    |
| 5    | VZ00003901  | 4    |
| 17   | m17657      | 2    |
| 18   | m17653      | 2    |
| 26   | m12134      | 4    |
| 31   | m17741      | 8    |

Ⓒ PŘEDNÍ DVOJDISK

Ⓓ DUPLEXSCHEIBE, VORDERE

Ⓕ AVANT DISQUE DOUBLE

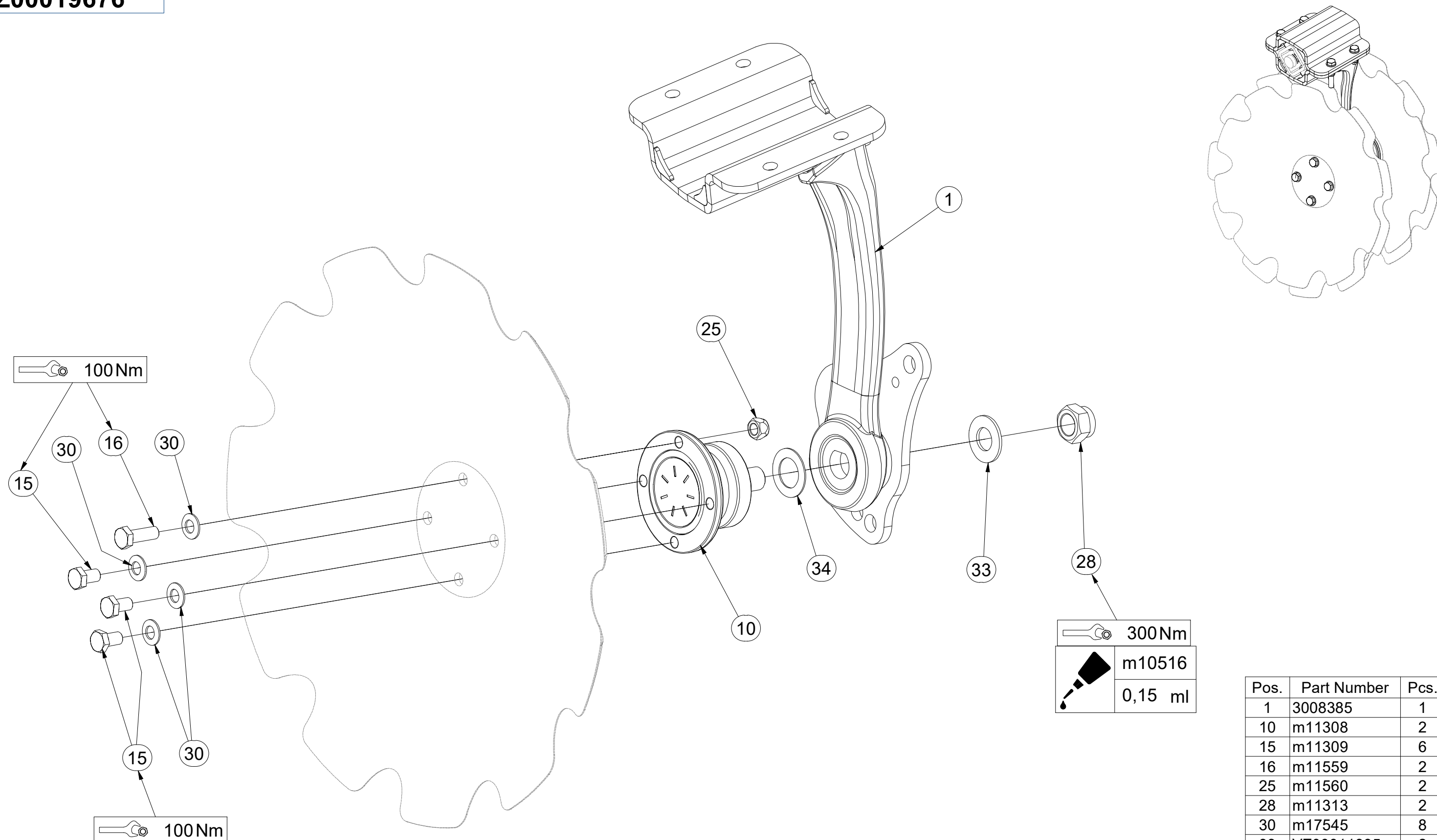
Ⓒ FRONT TWIN DISC

Ⓓ ДВОЙНОЙ ДИСК ПЕРЕДНИЙ

Ⓕ TALERZ PODWÓJNY PRZEDNI



**VZ00019676**



| Pos. | Part Number | Pcs. |
|------|-------------|------|
| 1    | 3008385     | 1    |
| 10   | m11308      | 2    |
| 15   | m11309      | 6    |
| 16   | m11559      | 2    |
| 25   | m11560      | 2    |
| 28   | m11313      | 2    |
| 30   | m17545      | 8    |
| 33   | VZ00011395  | 2    |
| 34   | VZ00022307  | 1    |

Ⓒ PŘEDNÍ DVOJDISK

Ⓓ DUPLEXSCHEIBE, VORDERE

Ⓕ AVANT DISQUE DOUBLE

Ⓖ FRONT TWIN DISC

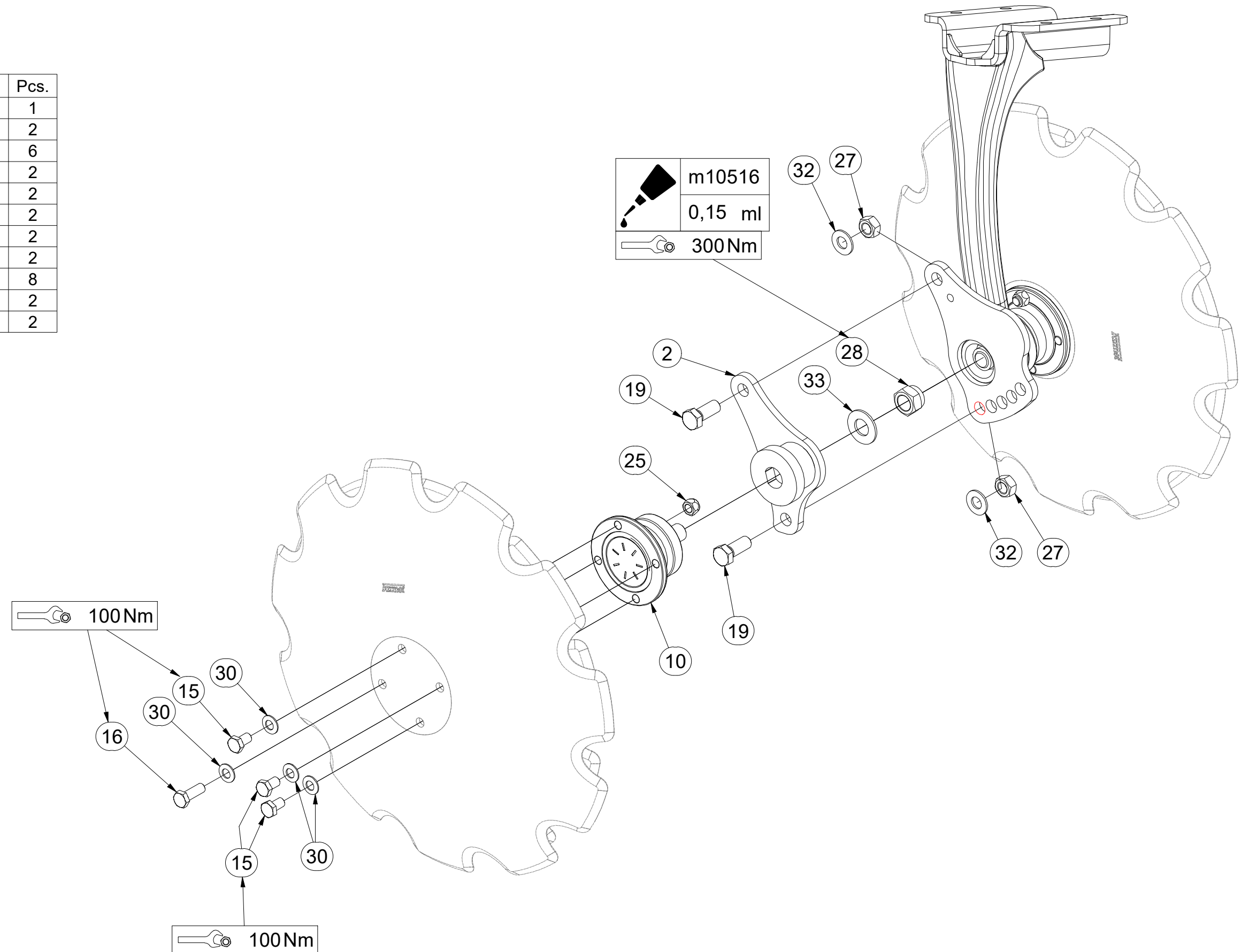
Ⓔ ДВОЙНОЙ ДИСК ПЕРЕДНИЙ

Ⓗ TALERZ PODWÓJNY PRZEDNI



**VZ00019676**

| Pos. | Part Number | Pcs. |
|------|-------------|------|
| 2    | VZ00019677  | 1    |
| 10   | m11308      | 2    |
| 15   | m11309      | 6    |
| 16   | m11559      | 2    |
| 19   | m01129      | 2    |
| 25   | m11560      | 2    |
| 27   | m01306      | 2    |
| 28   | m11313      | 2    |
| 30   | m17545      | 8    |
| 32   | m17584      | 2    |
| 33   | VZ00011395  | 2    |





Ⓒ PŘEDNÍ DVOJDISK

Ⓓ DUPLEXSCHEIBE, VORDERE

Ⓕ AVANT DISQUE DOUBLE

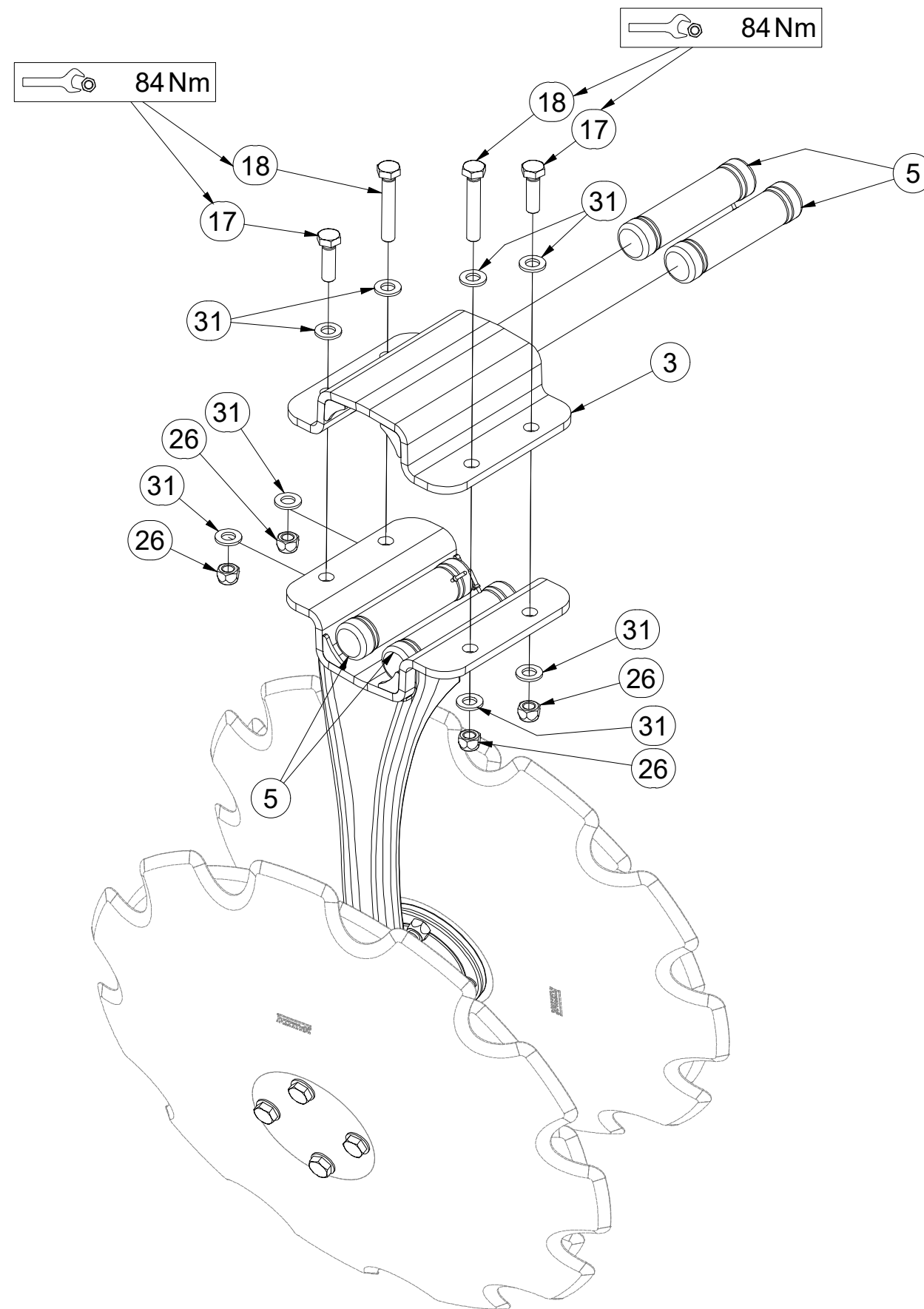
Ⓖ FRONT TWIN DISC

Ⓡ ДВОЙНОЙ ДИСК ПЕРЕДНИЙ

Ⓟ TALERZ PODWÓJNY PRZEDNI



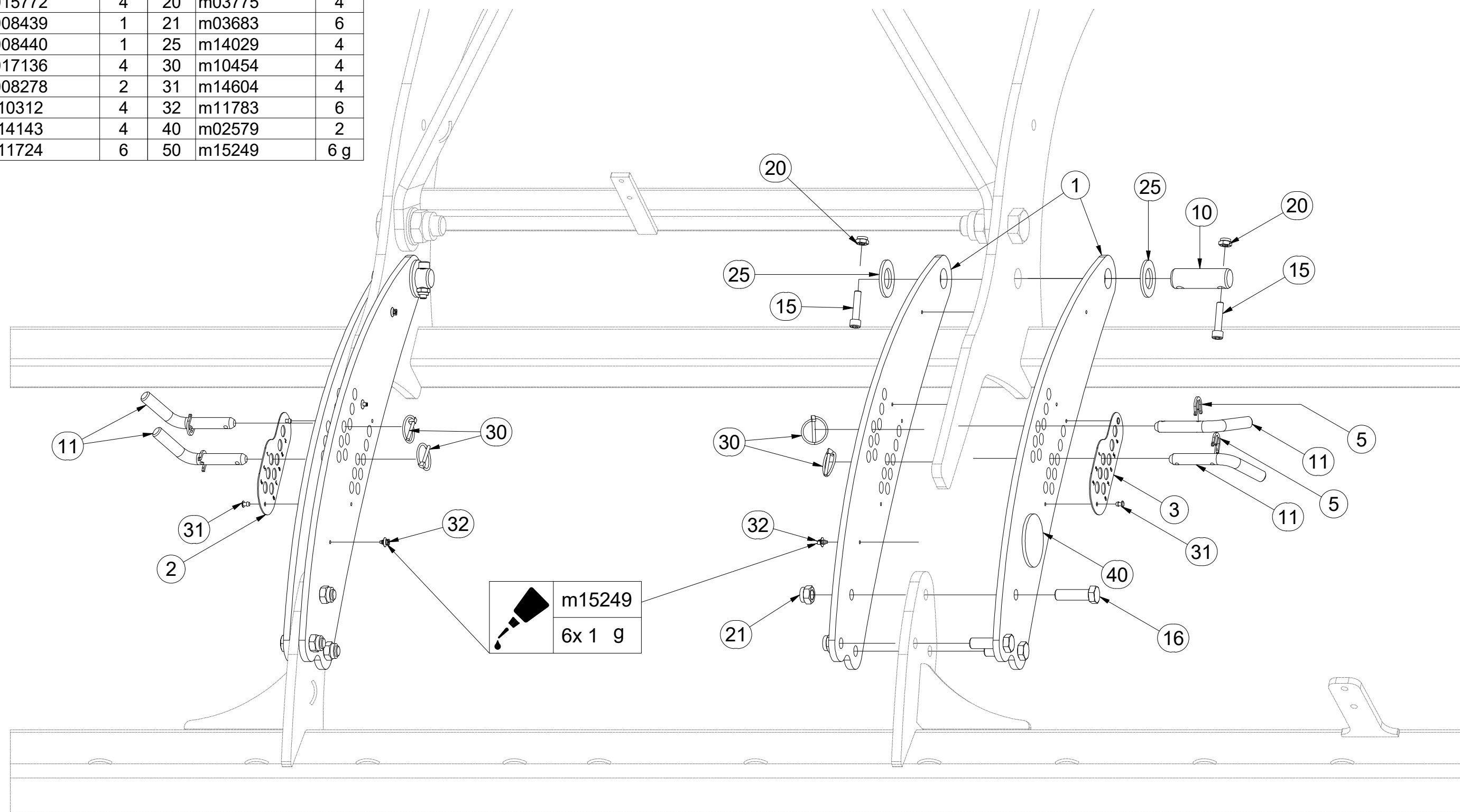
**VZ00019676**



| Pos. | Part Number | Pcs. |
|------|-------------|------|
| 3    | 9004269     | 1    |
| 5    | VZ00003901  | 4    |
| 17   | m17657      | 2    |
| 18   | m17653      | 2    |
| 26   | m12134      | 4    |
| 31   | m17741      | 8    |

**3011492**

| Pos. | Part Number | Pcs. | Pos. | Part Number | Pcs. |
|------|-------------|------|------|-------------|------|
| 1    | 4015772     | 4    | 20   | m03775      | 4    |
| 2    | 4008439     | 1    | 21   | m03683      | 6    |
| 3    | 4008440     | 1    | 25   | m14029      | 4    |
| 5    | 4017136     | 4    | 30   | m10454      | 4    |
| 10   | 4008278     | 2    | 31   | m14604      | 4    |
| 11   | m10312      | 4    | 32   | m11783      | 6    |
| 15   | m14143      | 4    | 40   | m02579      | 2    |
| 16   | m11724      | 6    | 50   | m15249      | 6 g  |

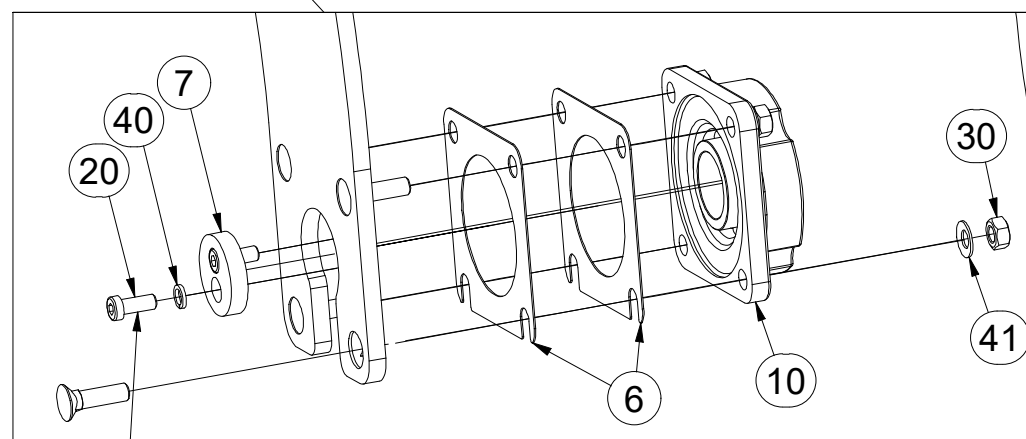
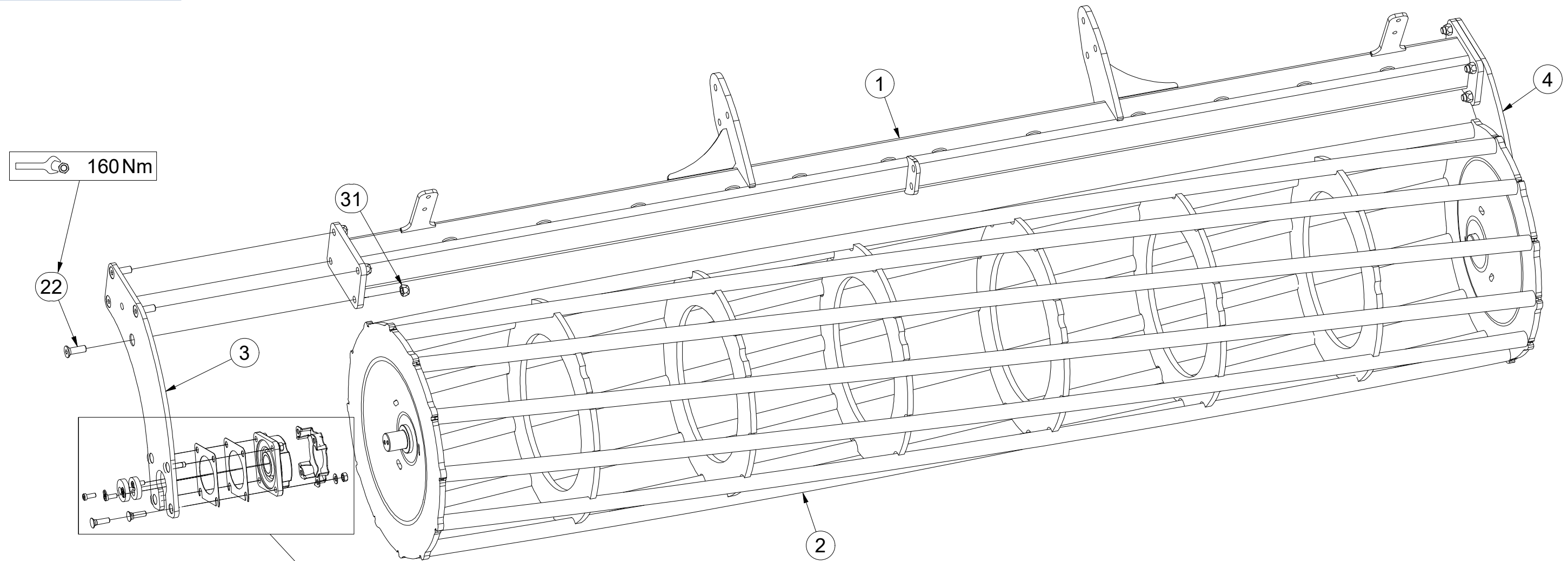


CZ SADA ZADNÍCH VÁLČŮ  
 D SATZ HINTERE WALZEN  
 F KIT DE ROULEAUX ARRIÈRE

GB SET OF REAR ROLLERS  
 RU КОМПЛЕКТ ЗАДНИХ КАТКОВ  
 PL ZESTAW TYLNYCH WAŁÓW



**VZ00003533**



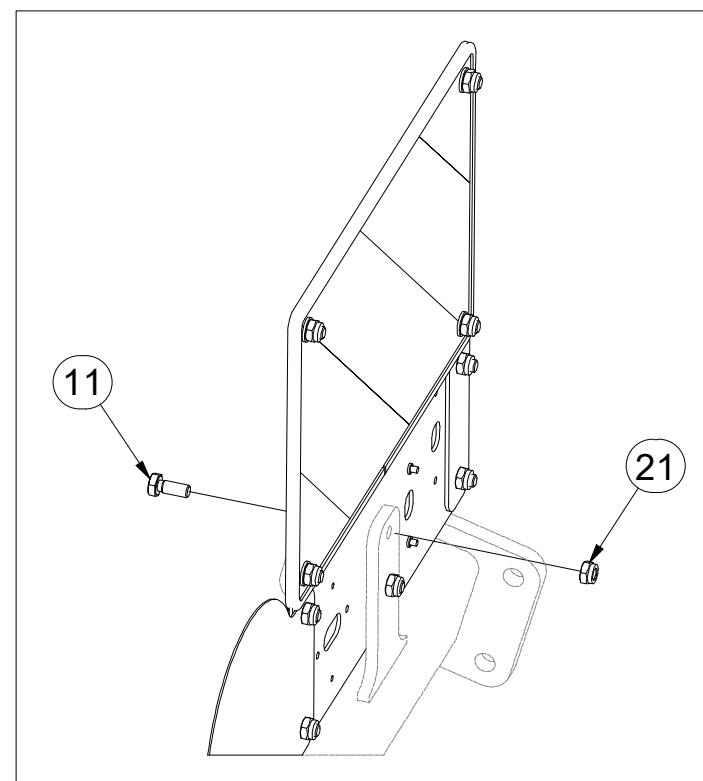
| Pos. | Part Number | Pcs. | Pos. | Part Number | Pcs. |
|------|-------------|------|------|-------------|------|
| 1    | 3010376     | 1    | 20   | m17638      | 4    |
| 2    | VZ00003541  | 1    | 21   | m11154      | 8    |
| 3    | VZ00003522  | 1    | 22   | m14672      | 8    |
| 4    | VZ00003536  | 1    | 30   | m10439      | 8    |
| 6    | 4016002     | 4    | 31   | m13846      | 8    |
| 7    | 4017124     | 2    | 40   | m01208      | 4    |
| 10   | m17627      | 2    | 41   | m17545      | 8    |

CZ TERČE  
 D SCHEIBE  
 F CIBLES

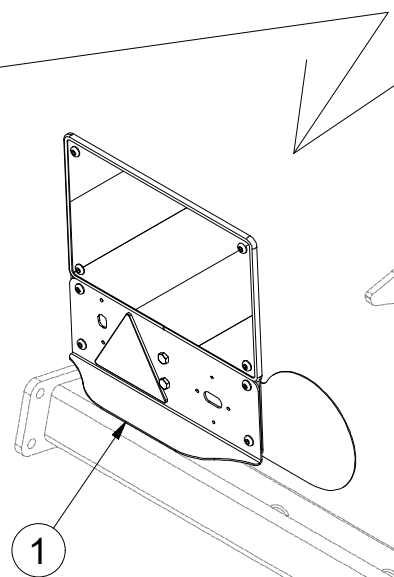
GB DISCS  
 RU ЩИТКИ  
 PL TARCZE



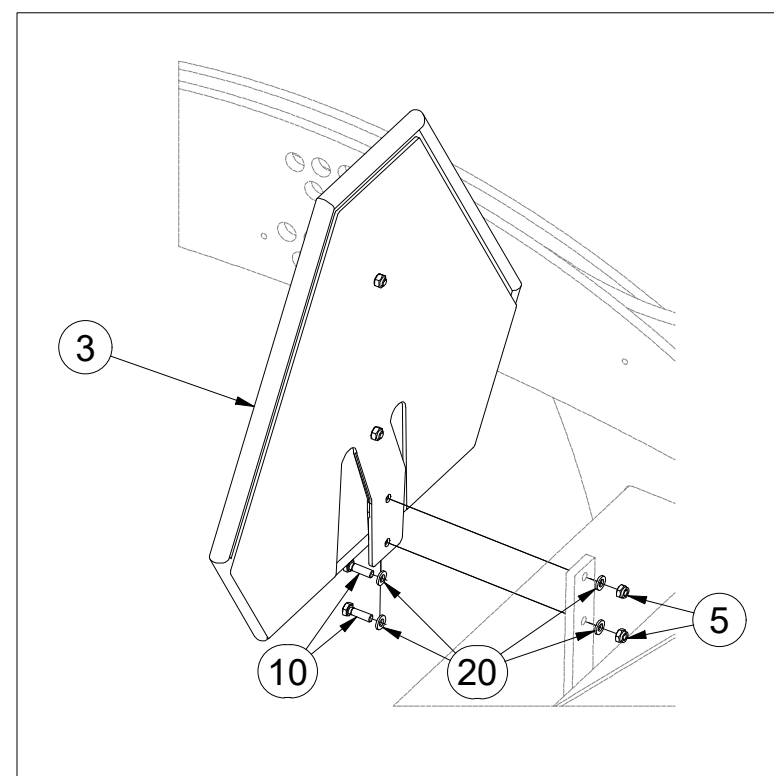
**3010378**



A



1



| Pos. | Part Number | Pcs. |
|------|-------------|------|
| 1    | 3009775     | 1    |
| 2    | 3009776     | 1    |
| 3    | 4007398     | 1    |
| 5    | m05560      | 2    |
| 10   | m01074      | 2    |
| 11   | m03681      | 4    |
| 20   | m01199      | 4    |
| 21   | m03775      | 4    |

2

3

☉ SAMOLEPKY STROJE

☉ AUFKLEBER MASCHINEN

☉ VOITURE MACHINES

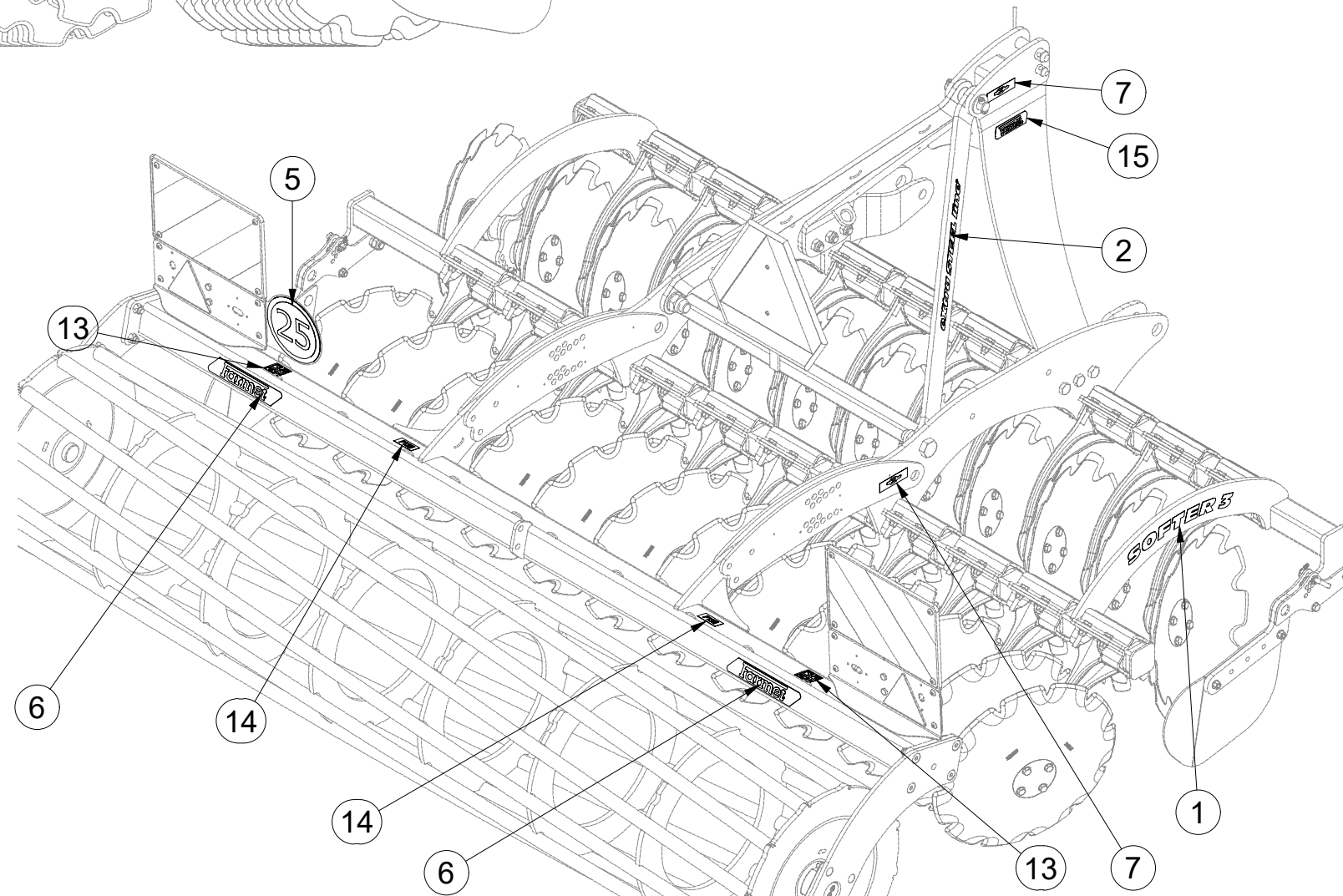
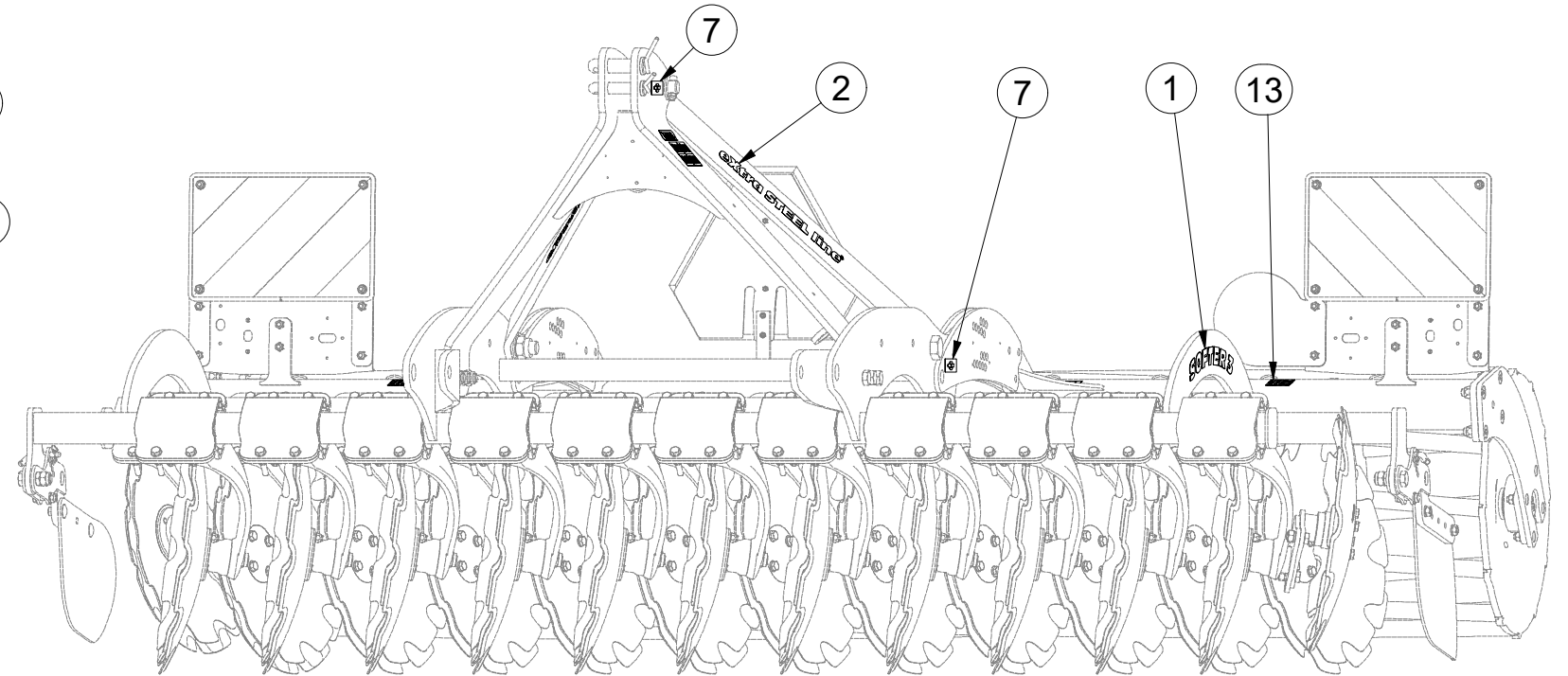
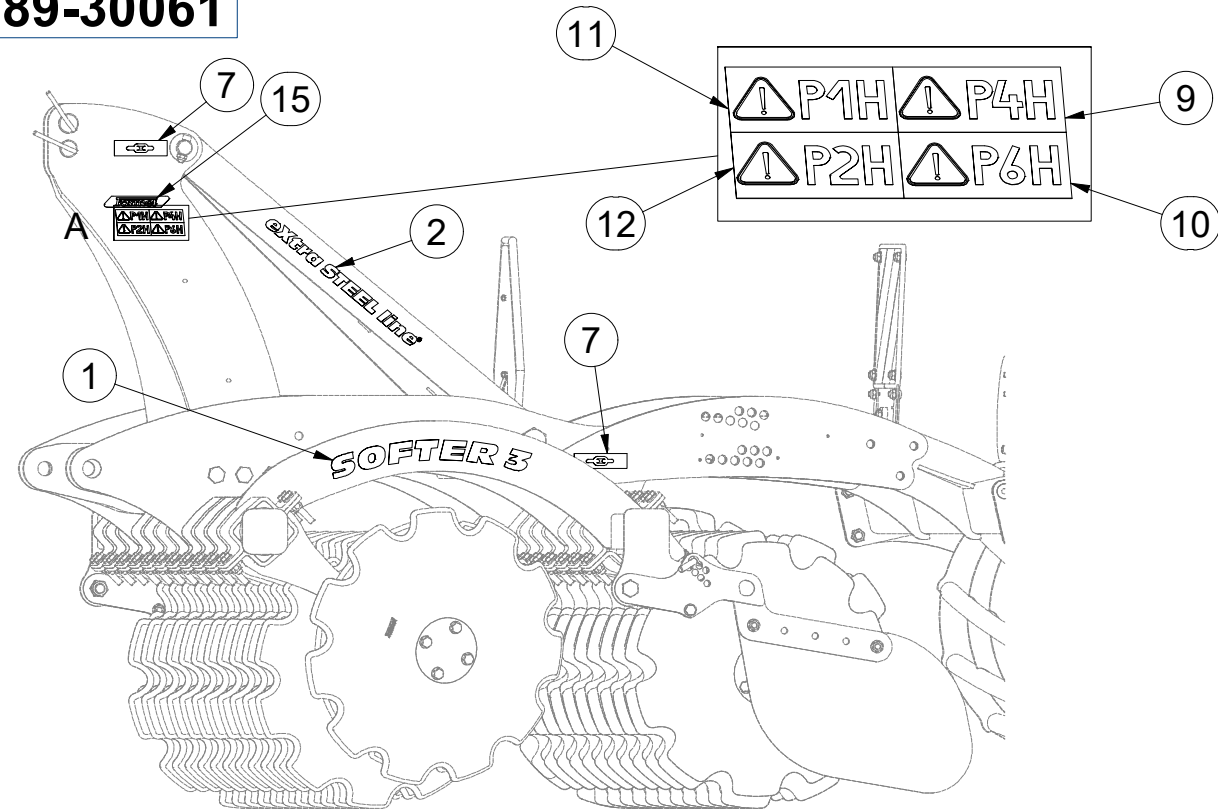
☉ STICKERS MACHINES

☉ СТИКЕРЫ МАШИНЫ

☉ NAKLEJKI MASZYN



8000789-30061



| Pos. | Part Number | Pcs. |
|------|-------------|------|
| 1    | m11786      | 2    |
| 2    | m10353      | 2    |
| 5    | m03820      | 1    |
| 6    | m13116      | 2    |
| 7    | m03316      | 4    |
| 9    | m04361      | 1    |
| 10   | m04360      | 1    |
| 11   | m04359      | 1    |
| 12   | m04366      | 1    |
| 13   | m11297      | 2    |
| 14   | m04363      | 2    |
| 15   | m13401      | 2    |

ⒸZ TERČ ZADNÍ LEVÝ

Ⓓ SCHILD, HINTERES, LINKES

Ⓕ CIBLE ARRIÈRE GAUCHE

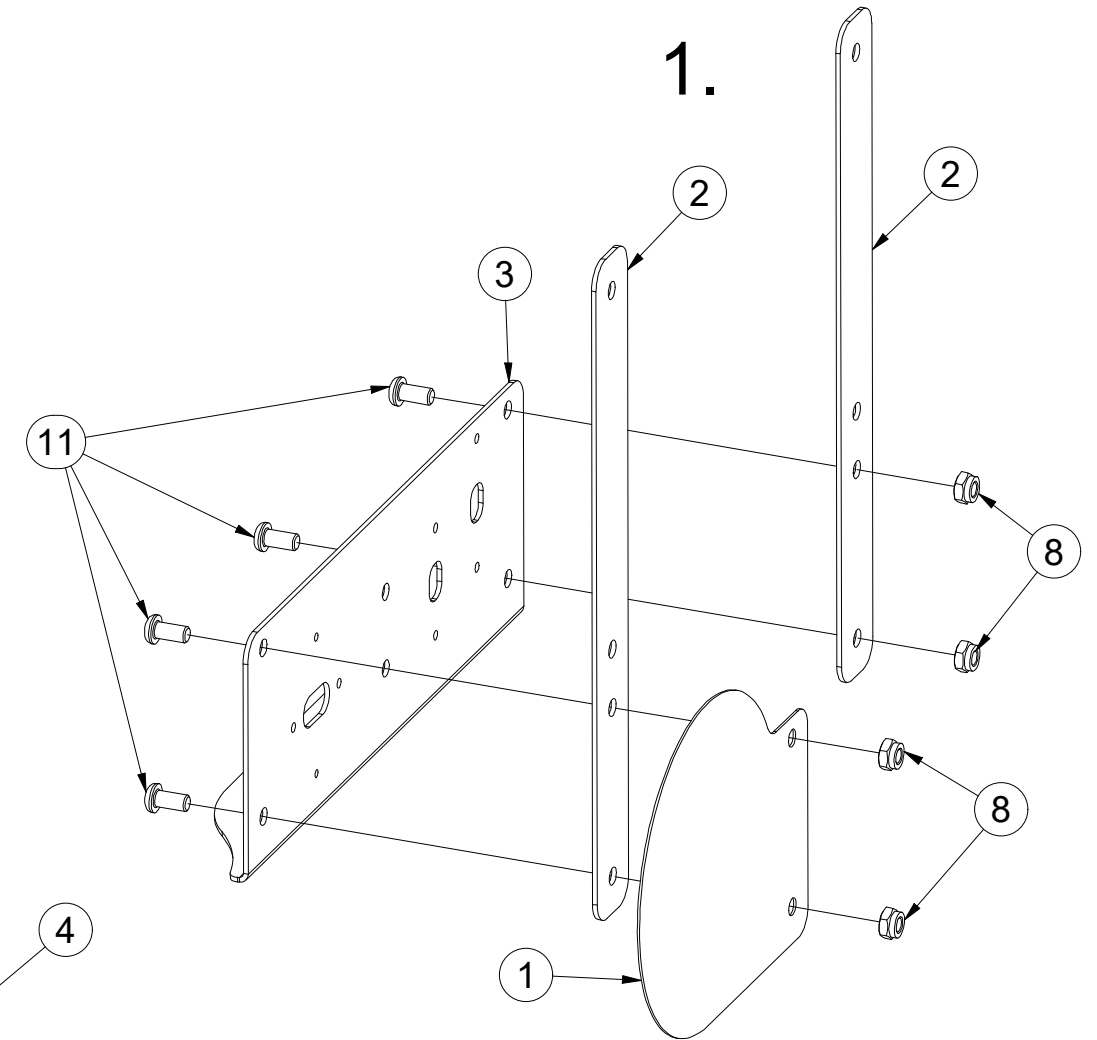
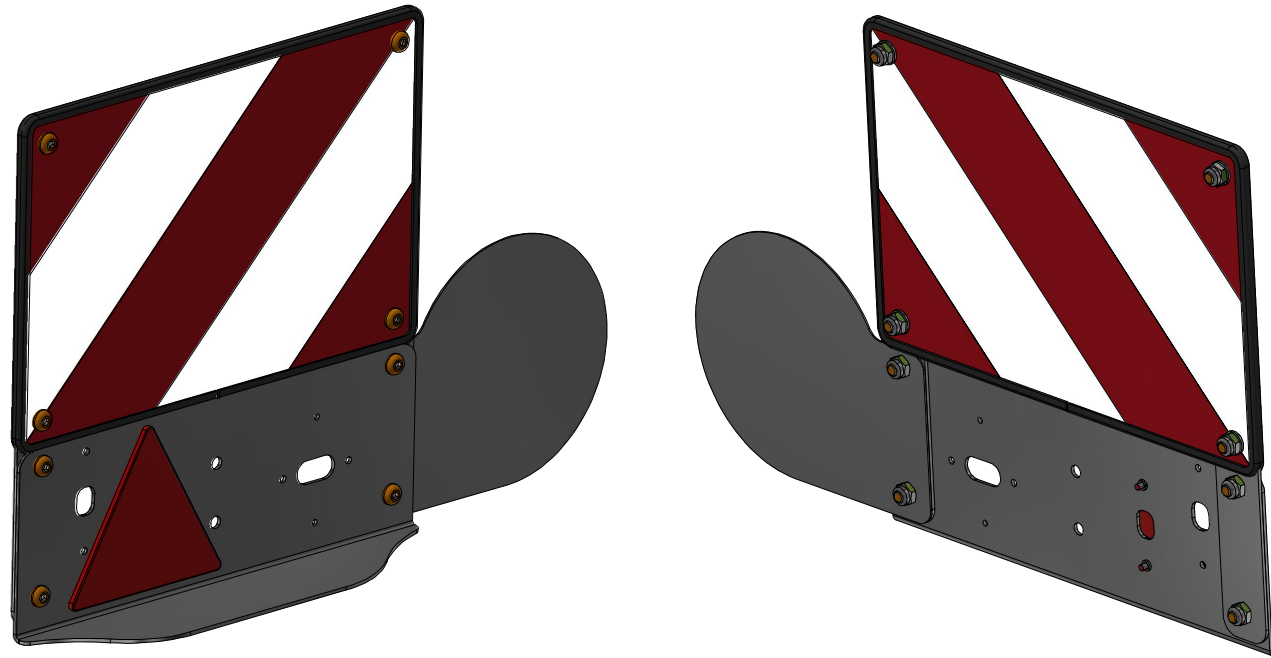
ⒸGB LEFT REAR DISC

ⒸRU ЩИТОК ЗАДНИЙ ЛЕВЫЙ

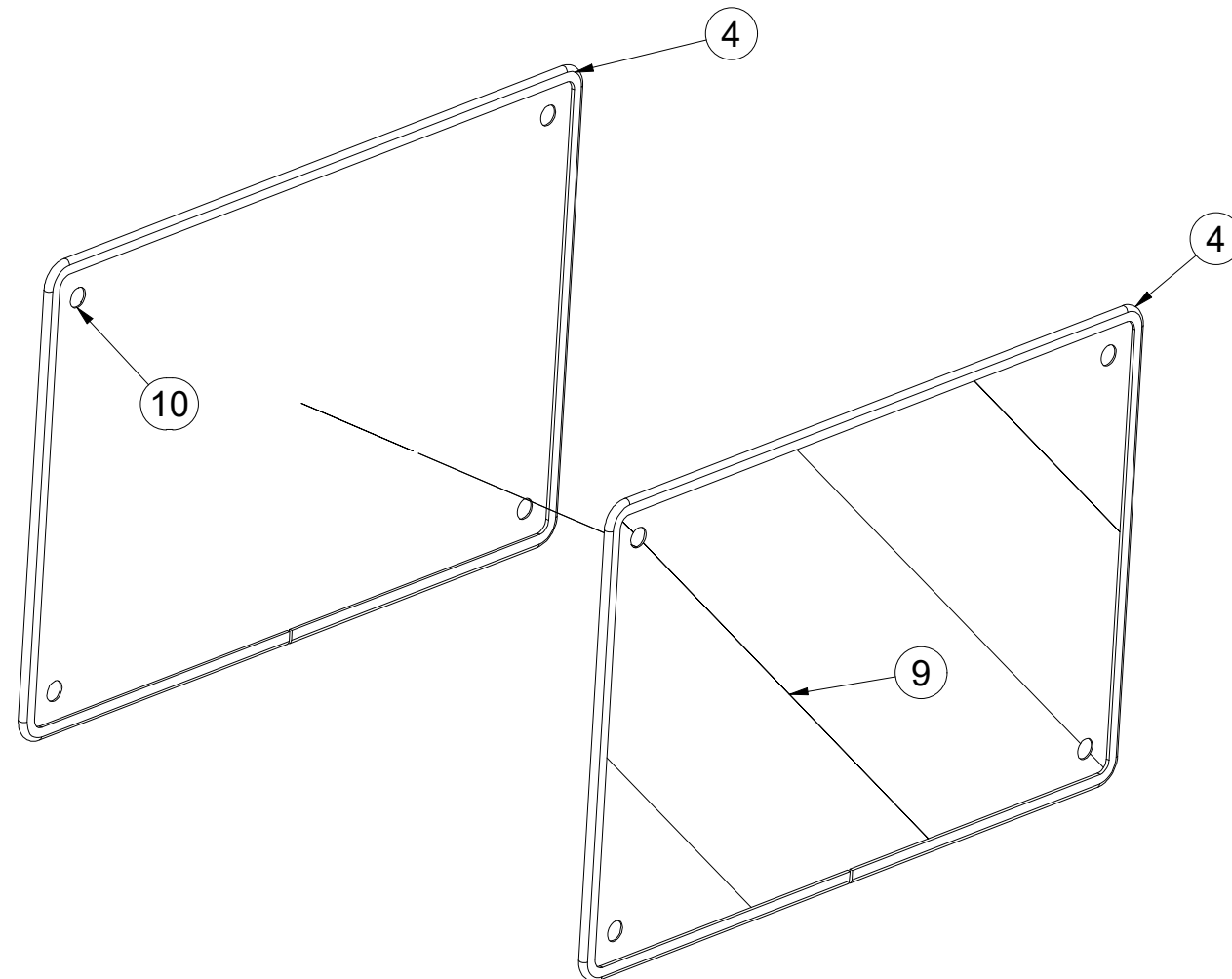
ⒸPL TARCZA TYLNA LEWA



**3009775**



2.



| Pos. | Part Number | Pcs. |
|------|-------------|------|
| 1    | 4019248     | 1    |
| 2    | 4019249     | 2    |
| 3    | 4019475     | 1    |
| 4    | VZ00003574  | 2    |
| 8    | m03775      | 8    |
| 9    | m17940      | 1    |
| 10   | m17941      | 1    |
| 11   | m16637      | 8    |

ⒸZ TERČ ZADNÍ LEVÝ

Ⓓ SCHILD, HINTERES, LINKES

Ⓕ CIBLE ARRIÈRE GAUCHE

ⒸB LEFT REAR DISC

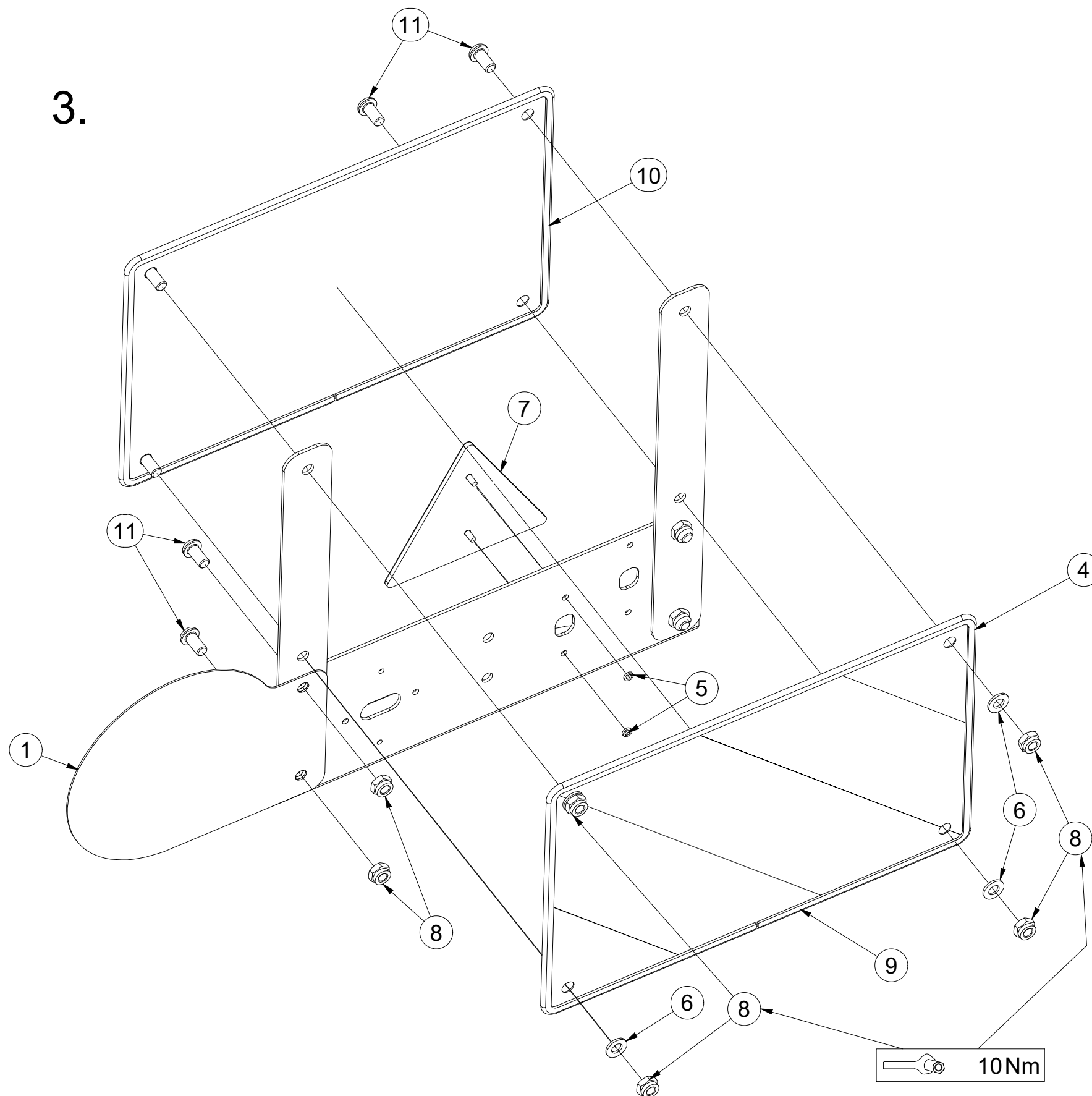
ⒸU ЩИТОК ЗАДНИЙ ЛЕВЫЙ

ⒸL TARCZA TYLNA LEWA

**Farmet**

**3009775**

3.



| Pos. | Part Number | Pcs. |
|------|-------------|------|
| 1    | 4019248     | 1    |
| 4    | VZ00003574  | 2    |
| 5    | m01197      | 2    |
| 6    | m01209      | 4    |
| 7    | m02497      | 1    |
| 8    | m03775      | 8    |
| 9    | m17940      | 1    |
| 10   | m17941      | 1    |
| 11   | m16637      | 8    |

ⒸZ TERČ ZADNÍ PRAVÝ

Ⓓ SCHILD, HINTERES, RECHTES

Ⓕ CIBLE ARRIÈRE DROITE

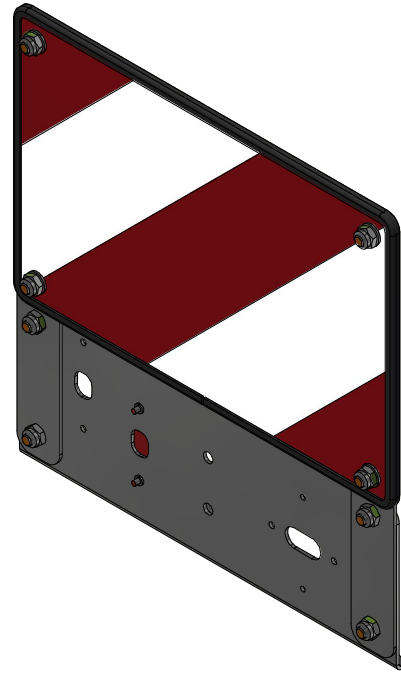
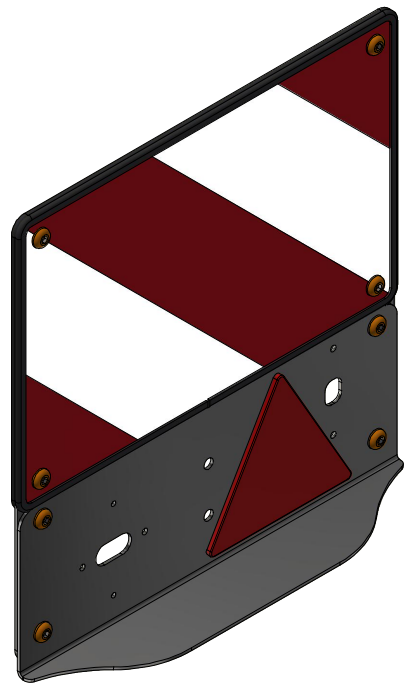
ⒼB RIGHT REAR DISC

ⒶRU ЩИТОК ЗАДНИЙ ПРАВЫЙ

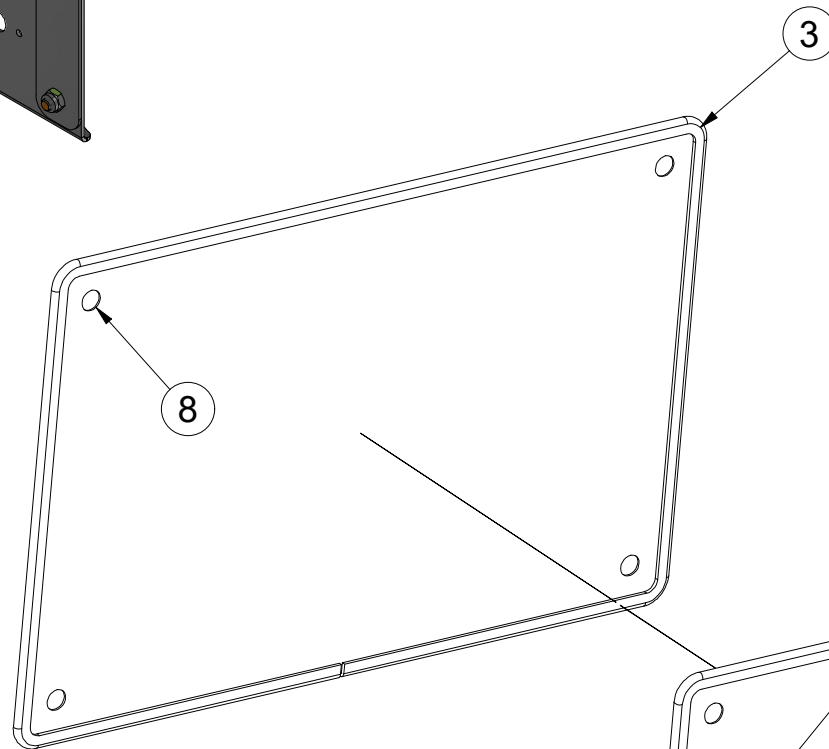
ⒶPL TARCZA TYLNA PRAWA

**Farmet**

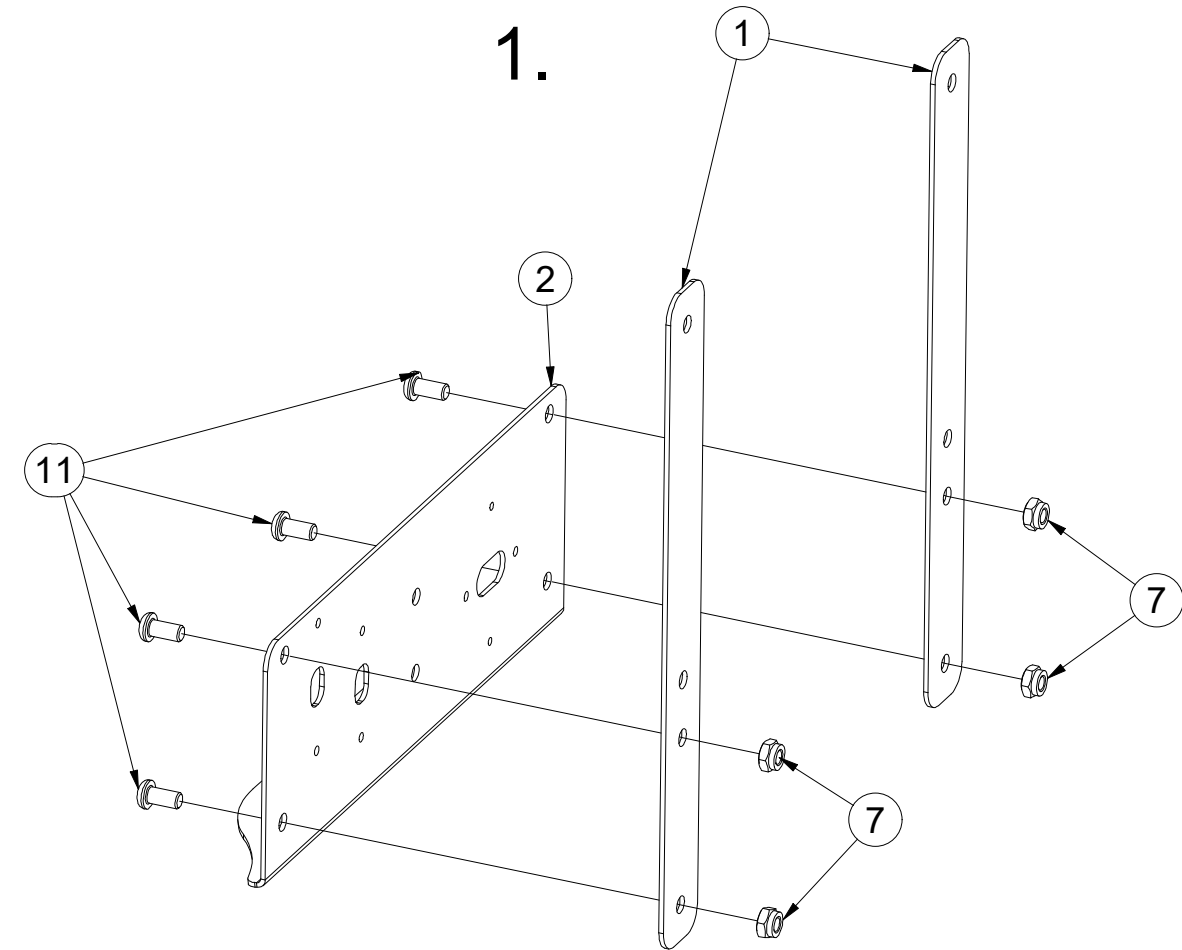
**3009776**



2.



1.



| Pos. | Part Number | Pcs. |
|------|-------------|------|
| 1    | 4019249     | 2    |
| 2    | 4019476     | 1    |
| 3    | VZ00003574  | 2    |
| 7    | m03775      | 8    |
| 8    | m17940      | 1    |
| 9    | m17941      | 1    |
| 11   | m16637      | 8    |



ⒸZ TERČ ZADNÍ PRAVÝ

Ⓓ SCHILD, HINTERES, RECHTES

Ⓕ CIBLE ARRIÈRE DROITE

ⒼB RIGHT REAR DISC

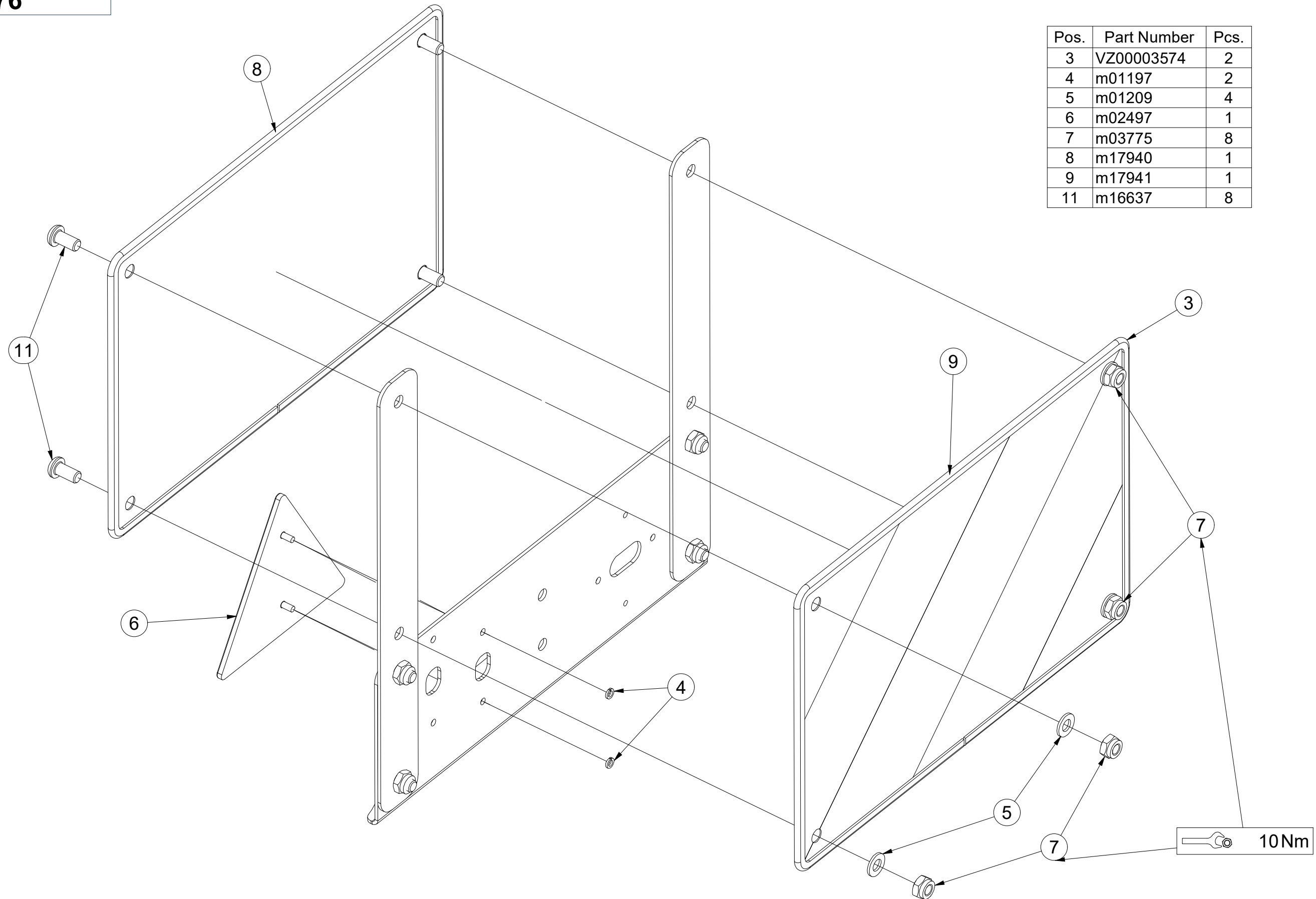
Ⓐ RU ЩИТОК ЗАДНИЙ ПРАВЫЙ

Ⓐ PL TARCZA TYLNA PRAWA



**3009776**

| Pos. | Part Number | Pcs. |
|------|-------------|------|
| 3    | VZ00003574  | 2    |
| 4    | m01197      | 2    |
| 5    | m01209      | 4    |
| 6    | m02497      | 1    |
| 7    | m03775      | 8    |
| 8    | m17940      | 1    |
| 9    | m17941      | 1    |
| 11   | m16637      | 8    |



Ⓒ VÝSTRAŽNÝ TROJÚHELNÍK

Ⓓ WARNDREIECK

Ⓕ TRIANGLE D'AVERTISSEMENT

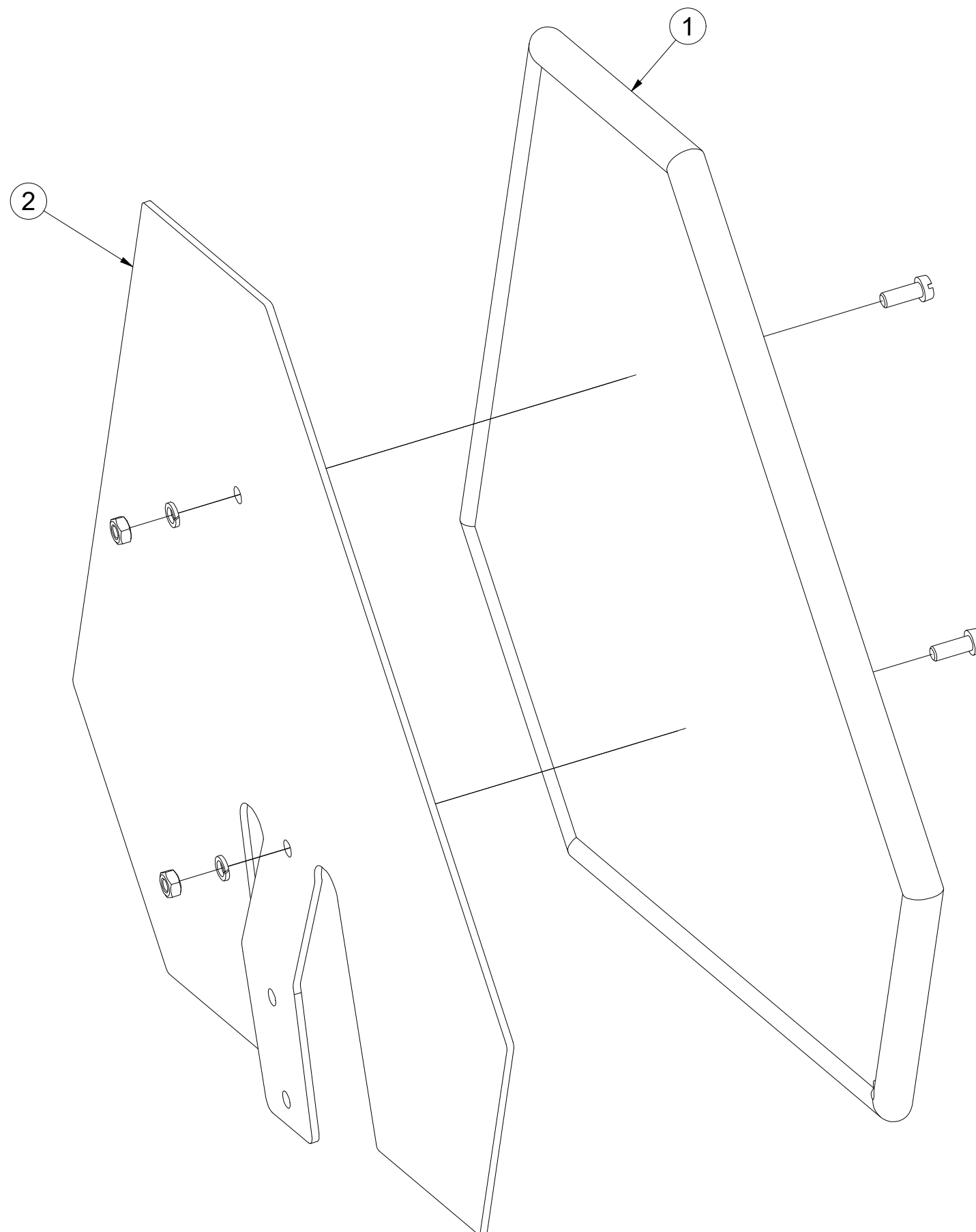
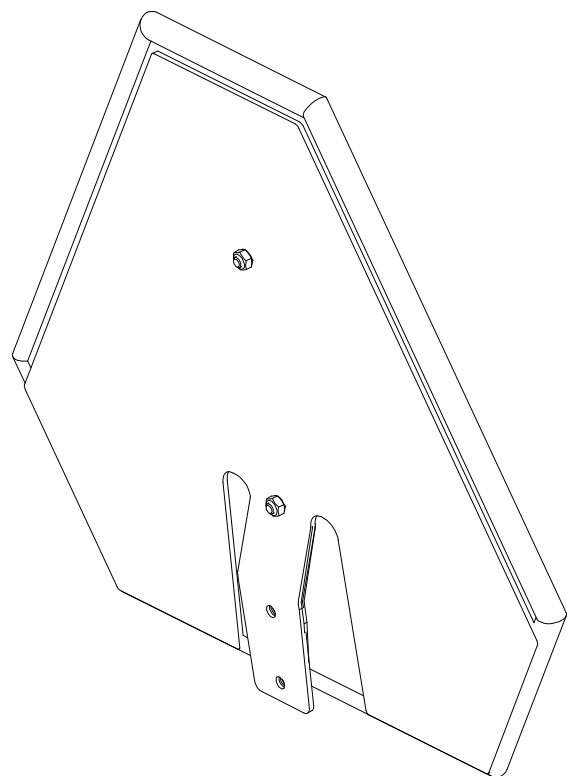
Ⓖ EMERGENCY TRIANGLE

Ⓡ ЗНАК АВАРИЙНОЙ ОСТАНОВКИ

Ⓟ TRÓJKAT OSTRZEGAWCZY



**4007398**



| Pos. | Part Number | Pcs. |
|------|-------------|------|
| 1    | m05371      | 1    |
| 2    | 3003785     | 1    |

Ⓒ SVĚTELNÁ SADA

Ⓓ LEUCHTENSATZ

Ⓕ KIT LUMINEUX

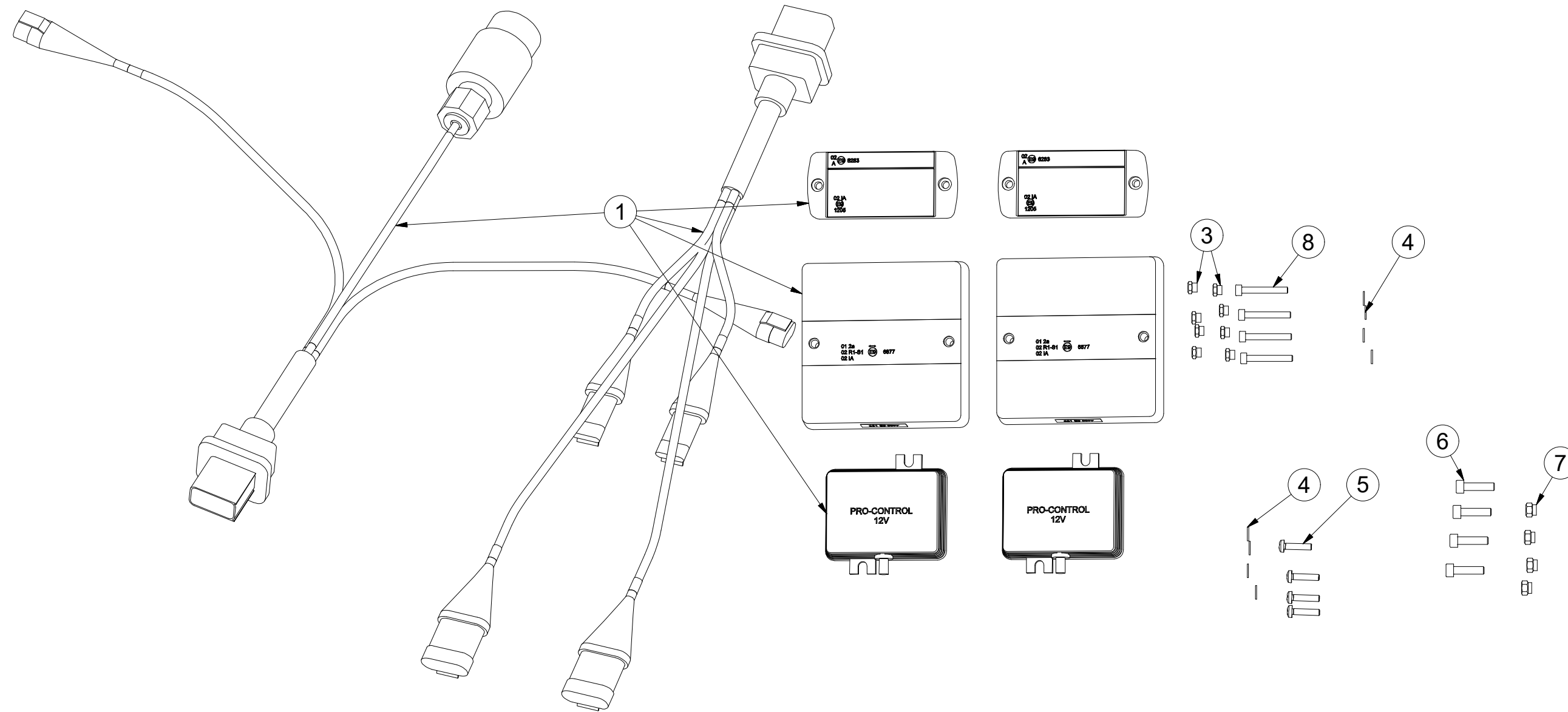
Ⓖ LIGHTING SET

Ⓡ ОСВЕТИТЕЛЬНЫЙ КОМПЛЕКТ

Ⓟ ZESTAW OŚWIETLENIA



**3010971**



| Pos. | Part Number | Pcs. |
|------|-------------|------|
| 1    | m17525      | 1    |
| 3    | m05562      | 8    |
| 4    | m05597      | 8    |
| 5    | m15790      | 4    |
| 6    | m10591      | 4    |
| 7    | m06236      | 4    |
| 8    | m16861      | 4    |

Ⓒ SVĚTELNÁ SADA

Ⓓ LEUCHTENSATZ

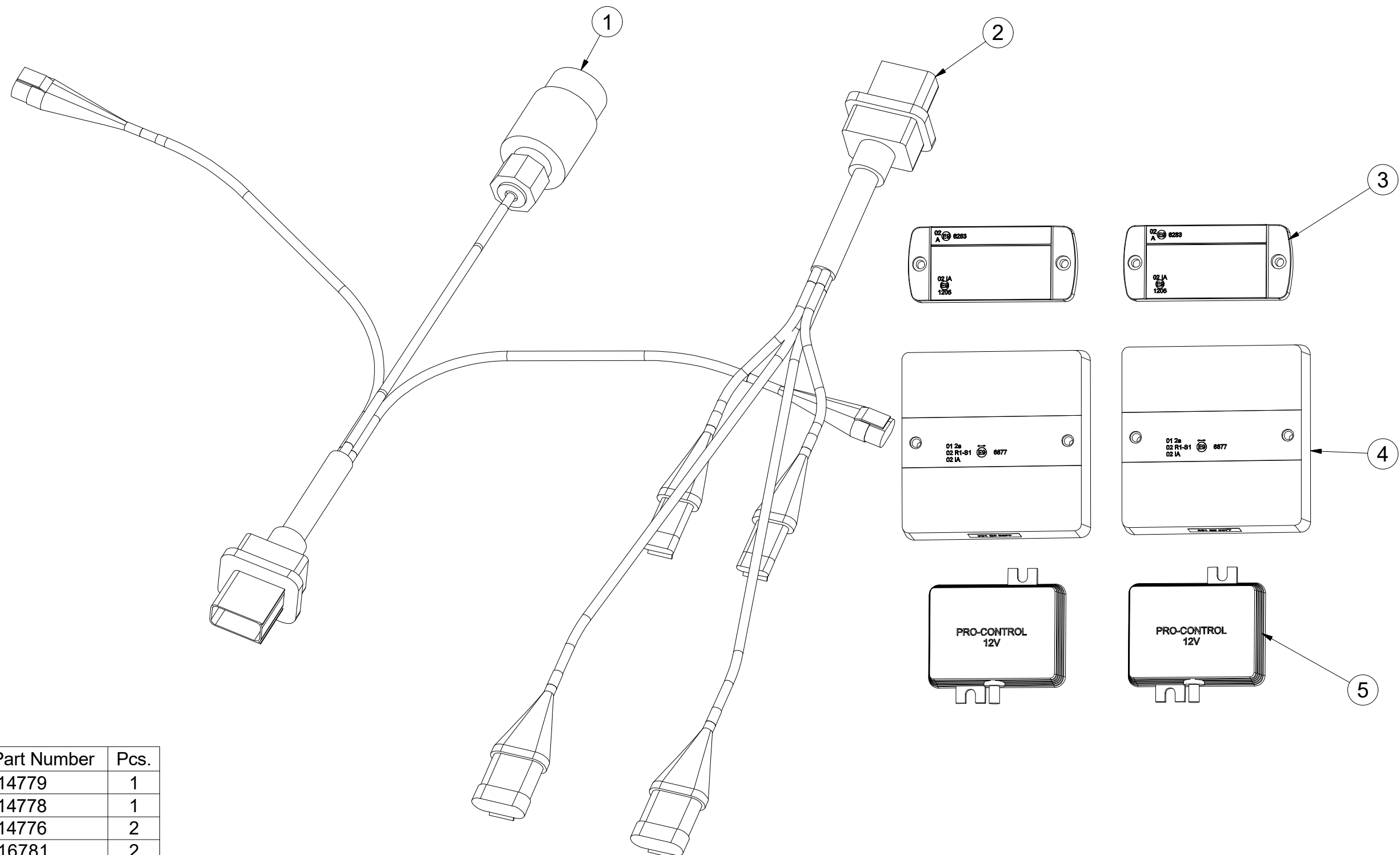
Ⓕ KIT LUMINEUX

**m17525**

Ⓒ LIGHTING SET

Ⓓ ОСВЕТИТЕЛЬНЫЙ КОМПЛЕКТ

Ⓕ ZESTAW OŚWIETLENIA



| Pos. | Part Number | Pcs. |
|------|-------------|------|
| 1    | m14779      | 1    |
| 2    | m14778      | 1    |
| 3    | m14776      | 2    |
| 4    | m16781      | 2    |
| 5    | m14777      | 2    |

- Ⓒ UTAHOVACÍ MOMENTY ŠROUBŮ  
 Ⓓ ANZUGMOMENTE VON SCHRAUBEN  
 Ⓕ COUPLES DE SERRAGE DES VIS

- Ⓒ SCREW TIGHTENING TORQUE  
 Ⓓ МОМЕНТЫ ЗАЖАТИЯ БОЛТОВ  
 Ⓕ MOMENTY DOKRĘCANIA ŚRUB



| P   |      | 5.8  | 8.8  | 10.9  | 12.9  | Z        |           |
|-----|------|------|------|-------|-------|----------|-----------|
| D   | R    | Mu   | Mu   | Mu    | Mu    | DIN 7991 | ISO 10642 |
| mm  | mm   | Nm   | Nm   | Nm    | Nm    | Nm       | Nm        |
| M6  | 1    | 6    | 9    | 13    | 15    | 7,2      | 7,9       |
| M8  | 1,25 | 14   | 22   | 32    | 38    | 17       | 19        |
| M10 | 1,5  | 29   | 44   | 64    | 75    | 35       | 38        |
| M12 | 1,75 | 49   | 76   | 111   | 130   | 58       | 65        |
| M14 | 2    | 79   | 120  | 176   | 206   | 93       | 100       |
| M16 | 2    | 123  | 188  | 276   | 323   | 144      | 158       |
| M18 | 2,5  | 169  | 257  | 378   | 443   | -        | 220       |
| M20 | 2,5  | 239  | 365  | 536   | 628   | -        | 310       |
| M22 | 2,5  | 329  | 529  | 738   | 864   | -        | 420       |
| M24 | 3    | 413  | 629  | 924   | 1082  | -        | 530       |
| M27 | 3    | 613  | 934  | 1372  | 1606  | -        | -         |
| M30 | 3,5  | 832  | 1267 | 1862  | 2179  | -        | -         |
| M33 | 3,5  | 1130 | 1723 | 2530  | 2961  | -        | -         |
| M36 | 4    | 1451 | 2210 | 3246  | 3799  | -        | -         |
| M39 | 4    | 1885 | 2872 | 4217  | 4936  | -        | -         |
| M42 | 4,5  | 2322 | 3538 | 5196  | 6080  | -        | -         |
| M45 | 4,5  | 2909 | 4433 | 6511  | 7619  | -        | -         |
| M48 | 5    | 3513 | 535  | 7862  | 9200  | -        | -         |
| M52 | 5    | 4524 | 6895 | 10123 | 11849 | -        | -         |
| M56 | 5,5  | 5636 | 8589 | 12614 | 14761 | -        | -         |

- Mu - Ⓒ UTAHOVACÍ MOMENT  
 Ⓓ ANZUGMOMENTE  
 Ⓕ COUPLE DE SERRAGE  
 Ⓒ TIGHTENING TORQUE  
 Ⓓ МОМЕНТ ЗАЖАТИЯ  
 Ⓕ MOMENT DOKRĘCANIA
- D - Ⓒ JMENOVITÝ PRŮMĚR  
 Ⓓ NENNDURCHMESSER  
 Ⓕ DIAMETRE NOMINAL  
 Ⓒ NOMINAL DIAMETER  
 Ⓓ НОМИНАЛЬНЫЙ ДИАМЕТР  
 Ⓕ ŚREDNICA NOMINALNA
- R - Ⓒ ROZTEČ ZÁVITU - STOUPÁNÍ  
 Ⓓ GEWINDESTEIGUNG  
 Ⓕ PAS DE FILET - PAS  
 Ⓒ SCREW PITCH – LEAD  
 Ⓓ ШАГ РЕЗЬБЫ  
 Ⓕ ROZSTAW GWINTU - SKOKI
- P - Ⓒ PEVNOST  
 Ⓓ FESTIGKEIT  
 Ⓕ RÉSISTANCE  
 Ⓒ STRENGTH  
 Ⓓ ПРОЧНОСТЬ  
 Ⓕ WYTRZYMA OŚĆ
- Z - Ⓒ ZÁPUSTNÉ ŠROUBY  
 Ⓓ SENKKOPFSCHRAUBEN  
 Ⓕ VIS A TETE FRAISEE  
 Ⓒ COUNTERSUNK SCREWS  
 Ⓓ БОЛТЫ С УТОПЛЕННОЙ ГОЛОВКОЙ  
 Ⓕ ŚRUBY Z ŁBEM STOŻKOWYM PŁASKIM

- Ⓒ Hodnoty momentů jsou poníženy o -10% oproti tabulkovým hodnotám. Šroubové spoje utahujte dle vyznačeného utahovacího momentu v dokumentaci. Pokud není utahovací moment v dokumentaci vyznačen, utahujte dle obecné tabulky. Pokud je v dokumentaci definován spoj šroubu a matice o různých pevnostech, vždy utahujte na moment komponenty nižší.
- Ⓓ Die Werte der Anzugsmomente sind um 10 % gegenüber den Tabellenwerten verringert. Ziehen Sie die Schraubverbindungen gemäß dem in der Dokumentation festgeschriebenen Anzugsmoment an. Sofern das Anzugsmoment nicht in der Dokumentation aufgeführt ist, ziehen Sie sie gemäß der allgemeinen Tabelle an. Wenn in der Dokumentation eine Verbindung von Schraube und Mutter mit verschiedene Festigkeiten definiert ist, wird immer mit dem Moment des Bauteils mit der geringeren Festigkeit angezogen.
- Ⓕ Les valeurs des couples de serrage sont baissées de 10% par rapport aux valeurs de tableau. Serrez les raccords à vis selon le couple de serrage indiqué dans les documents. Si le couple de serrage n'est pas indiqué dans les documents, serrez selon le tableau général. Si les documents définissent un assemblage par boulon de diverses résistances, serrez toujours au moment de la composante avec résistance inférieure.
- Ⓒ The torque values are reduced by 10% compared to the table values. Tighten the screw joints according to the tightening torque stated in the documentation. If the tightening torque is not stated in the documentation, tighten according to the general table. If there is a joint with a screw and a nut at different strengths in the documentation, always tighten to the torque of the component with lower strength.
- Ⓓ Значения моментов затяжки уменьшены на 10% по сравнению с данными в таблице. Резьбовые соединения зажимайте с установленным в документации моментом зажатия. Если в документации не указан момент зажатия, то зажимайте по действующей в общем таблице. Если в документации установлено соединение из болта и гайки различной прочности, всегда зажимайте с моментом для компонента с меньшей прочностью.
- Ⓕ Wartości momentów dokręcania są obniżone o 10% w stosunku do wartości z tabeli. Połączenia śrubowe należy dokręcać zgodnie z momentem obrotowym w dokumentacji. Jeśli w dokumentacji nie ma podanego momentu obrotowego, należy dokręcać zgodnie z ogólną tabelą. Jeśli w dokumentacji zdefiniowane jest połączenie ze śrubą nakrętką różnych wytrzymałościach, zawsze należy dokręcać zachowując moment dokręcania komponentu z niższą wytrzymałością.

- Ⓒ UTAHOVACÍ MOMENTY ŠROUBŮ  
 Ⓓ ANZUGMOMENTE VON SCHRAUBEN  
 Ⓕ COUPLES DE SERRAGE DES VIS

- Ⓖ SCREW TIGHTENING TORQUE  
 Ⓡ MOMENTY ZAJATIA BOLTOB  
 Ⓟ MOMENTY DOKRĘCANIA ŚRUB



- Ⓒ **OBECNÝ PŘEDPIS UTAHOVÁNÍ ZAJIŠTĚNÍ ČEPOVÝCH SPOJŮ:**  
 Ⓓ **ALLGEMEINE VORSCHRIFT FÜR DAS ANZIEHEN VON BOLZENVERBINDUNGEN:**  
 Ⓕ **CONSIGNE GENERALE POUR LE SERRAGE DES ARTICULATIONS CYLINDRIQUES:**  
 Ⓖ **GENERAL INSTRUCTION FOR TIGHTENING THE SECURING OF PIN JOINTS:**  
 Ⓡ **ОБЩЕЕ ОПИСАНИЕ ЗАЖАТИЯ ПРЕДОХРАНЕНИЯ СОЕДИНЕНИЙ ПАЛЬЦАМИ:**  
 Ⓟ **OGÓLNE ZASADY DOKRĘCANIA ZABEZPIECZENIA POŁĄCZEŃ CZOPEM:**



**X**

M8, M10, M12

M14

**M**

09-15Nm

15-25Nm

- X - Ⓒ ROZMĚR ŠROUBU  
 Ⓓ SCHRAUBENGRÖSSE  
 Ⓕ DIMENSIONS DE LA VIS

- Ⓖ BOLT DIMENSION  
 Ⓡ РАЗМЕР БОЛТА  
 Ⓟ ROZMIAR ŚRUBY

- M - Ⓒ ORIENTAČNÍ MOMENT  
 Ⓓ ANZUGSMOMENT  
 Ⓕ COUPLE D'ORIENTATION

- Ⓖ ORIENTATION TORQUE  
 Ⓡ ОРИЕНТАЦИОННЫЙ МОМЕНТ  
 Ⓟ ORIENTACYJNY MOMENT

- Ⓒ Tyto spoje není nutné ověřovat kontrolou momentovým klíčem = stačí vizuálně kontrolovat sešroubování.  
 Ⓓ Diese Verbindungen müssen nicht mit einem Drehmomentschlüssel überprüft werden = es genügt, die Verschraubung visuell zu kontrollieren.  
 Ⓕ Il n'est pas nécessaire de contrôler le serrage à l'aide d'une clé dynamométrique = un contrôle visuel de l'assemblage suffit.  
 Ⓖ These joints do not have to be verified by checking with a torque wrench = visual inspection of bolting is sufficient.  
 Ⓡ Эти соединения не нужно контролировать динамометрическим ключом = достаточно визуально проверять прикручивание.  
 Ⓟ Nie trzeba sprawdzać tych połączeń kluczem dynamometrycznym = wystarczy wizualnie skontrolować dokręcenie.