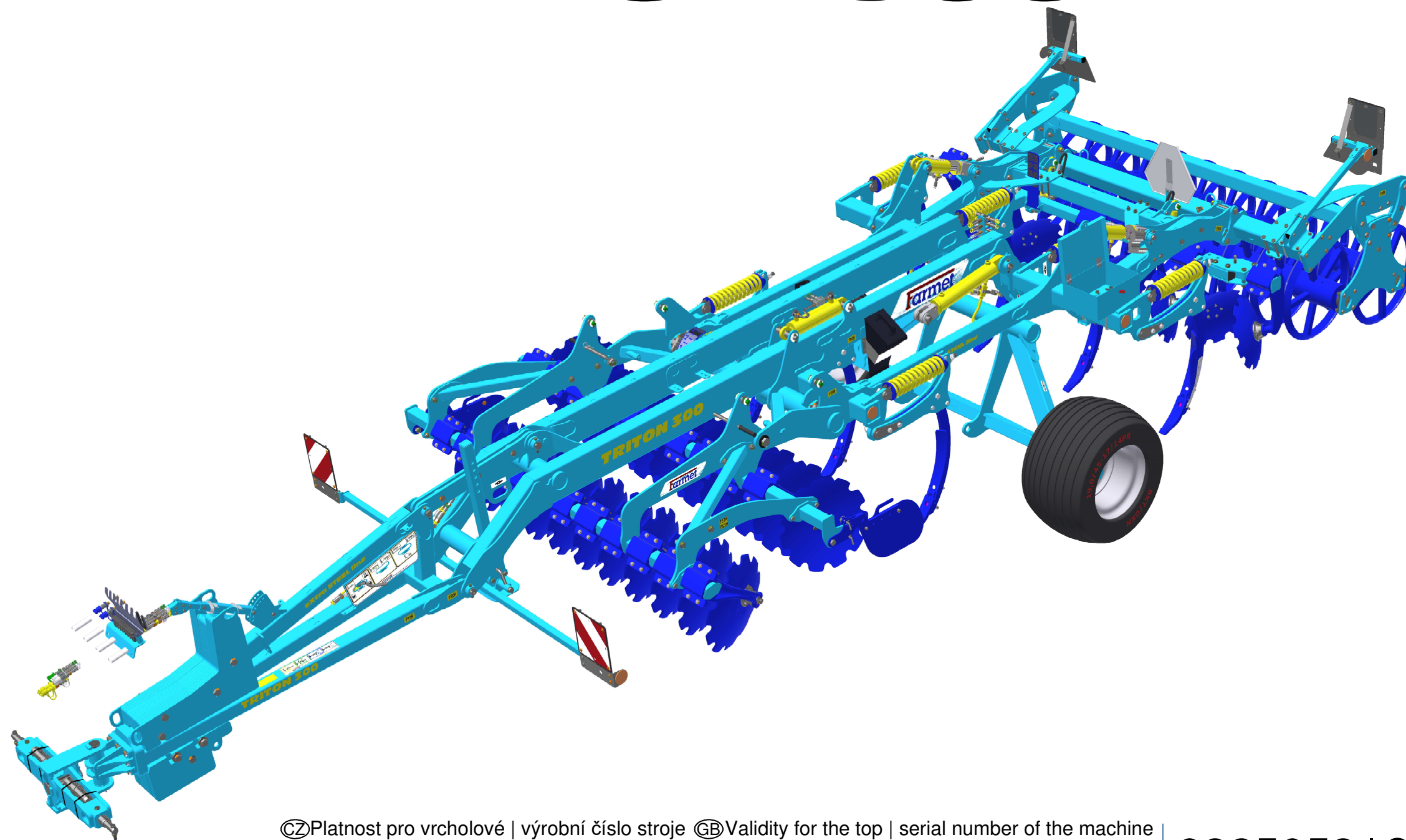


The effective technology

Farmet®

ⒸZ KATALOG NÁHRADNÍCH DÍLŮ ⒸB CATALOGUE OF SPARE PARTS ⒸD ERSATZTEILLISTE
ⒸRU КАТАЛОГ ЗАПАСНЫХ ЧАСТЕЙ ⒸF CATALOGUE DES PIÈCES DE RECHANGE ⒸPL KATALOG CZĘŚCI ZAMIENNYCH

TRITON 300 P



ⒸZ Platnost pro vrcholové | výrobní číslo stroje ⒸB Validity for the top | serial number of the machine
ⒸD Gültigkeit für die Haupt- | Herstellungsnummer der Maschine ⒸRU Действительно для главного | заводского номера машины
ⒸF Validité du numéro de référence | de série de la machine ⒸPL Obowiązuje dla numeru głównego | seryjnego maszyny

9325053 | 2022/0664

Farmet a. s.
Jiřinková 276
552 03 Česká Skalice, CZ

telefon: +420 491 450 111
fax: +420 491 450 136
GSM: +420 774 715 738

IČ: 46504931
DIČ: CZ46504931

web: www.farmet.cz
e-mail: farmet@farmet.cz

ⒸZ NAVIGACE STROJE

ⒸD NAVIGATION DER MASCHINE

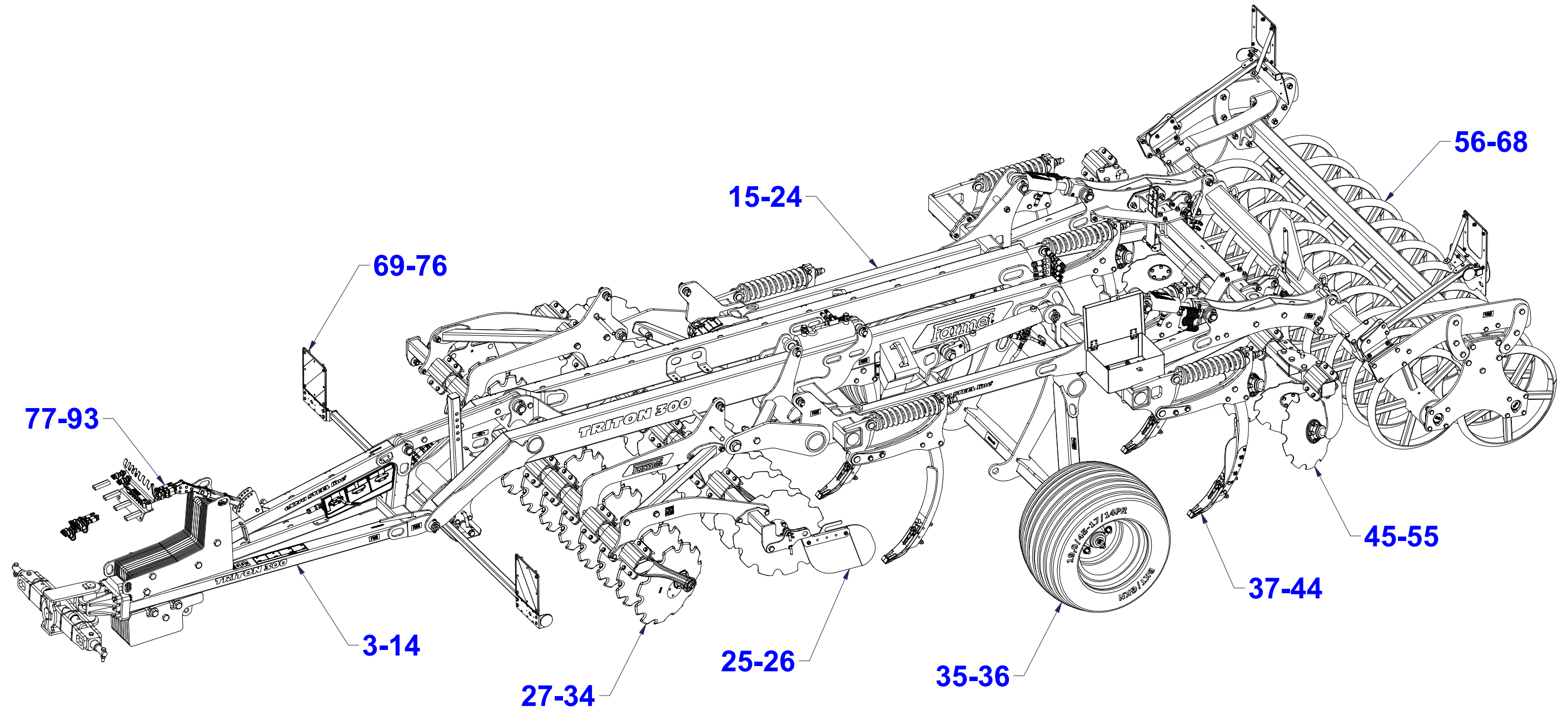
ⒸF NAVIGATION DE LA MACHINE

ⒸGB NAVIGATION OF THE MACHINE

ⒸRU НАВИГАЦИЯ МАШИНЫ

ⒸPL NAWIGACJA MASZYN

Farmet



ⒸZ NÁHRADNÍ DÍL - STRANA

ⒸGB SPARE PART - PAGE

ⒸD ERSATZTEILE - SEITE

ⒸRU ЗАПЧАСТЬ - СТРАНИЦА

ⒸF PIÈCE DE RECHANGE - PAGE

ⒸPL CZĘŚCI ZAMIENNE - STRONA

Ⓒ ZÁKLAD STROJE

Ⓓ UNTERBAU DER MASCHINE

Ⓕ BÂTI DE LA MACHINE

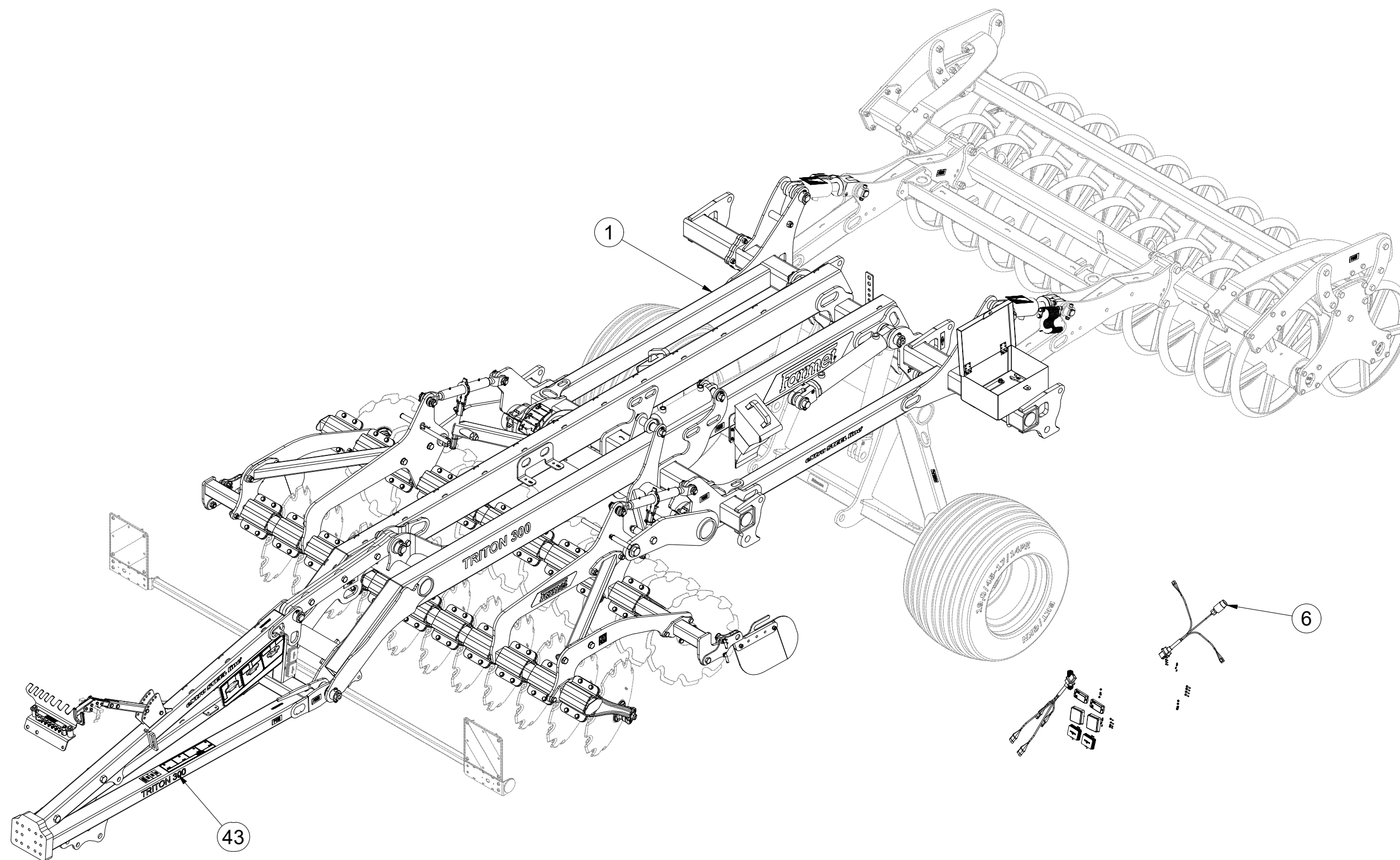
Ⓖ FOOTING OF THE MACHINE

Ⓡ ОСНОВАНИЕ МАШИНЫ

Ⓢ PODSTAWA MASZYNY

Farmet

VZ00014749



Pos.	Part Number	Pcs.
1	VZ00014745	1
6	VZ00007628	1
43	m20562	1

Ⓒ ZÁKLAD STROJE

Ⓓ UNTERBAU DER MASCHINE

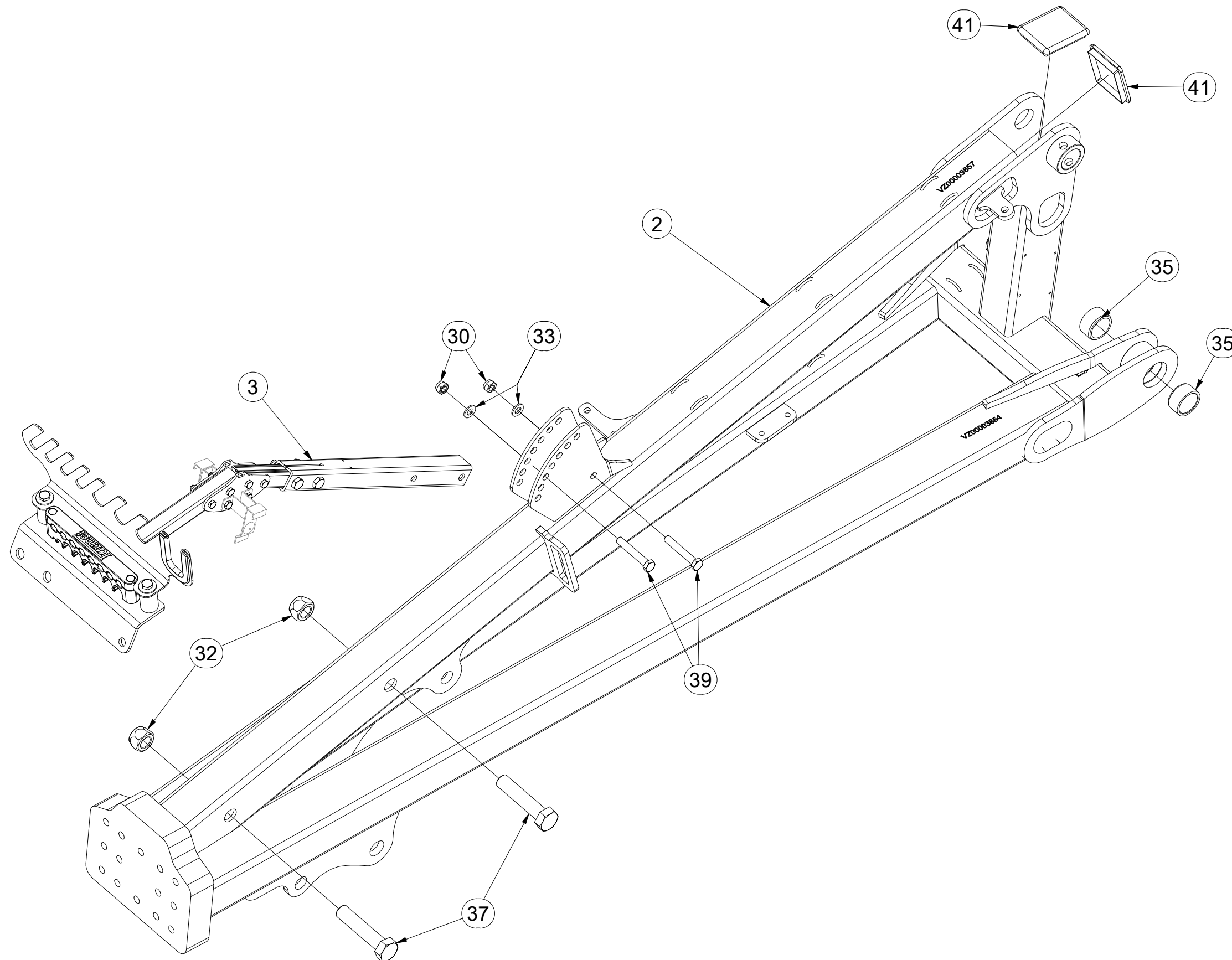
Ⓕ BÂTI DE LA MACHINE

VZ00014749

Ⓖ FOOTING OF THE MACHINE

Ⓡ ОСНОВАНИЕ МАШИНЫ

Ⓢ PODSTAWA MASZYNY



Pos.	Part Number	Pcs.
2	VZ0003851	1
3	VZ00014349	1
30	m04301	3
32	m18565	2
33	m01214	2
35	m15002	4
37	m06604	2
39	m12493	2
41	m12166	2

☉ ZÁKLAD STROJE

☐ UNTERBAU DER MASCHINE

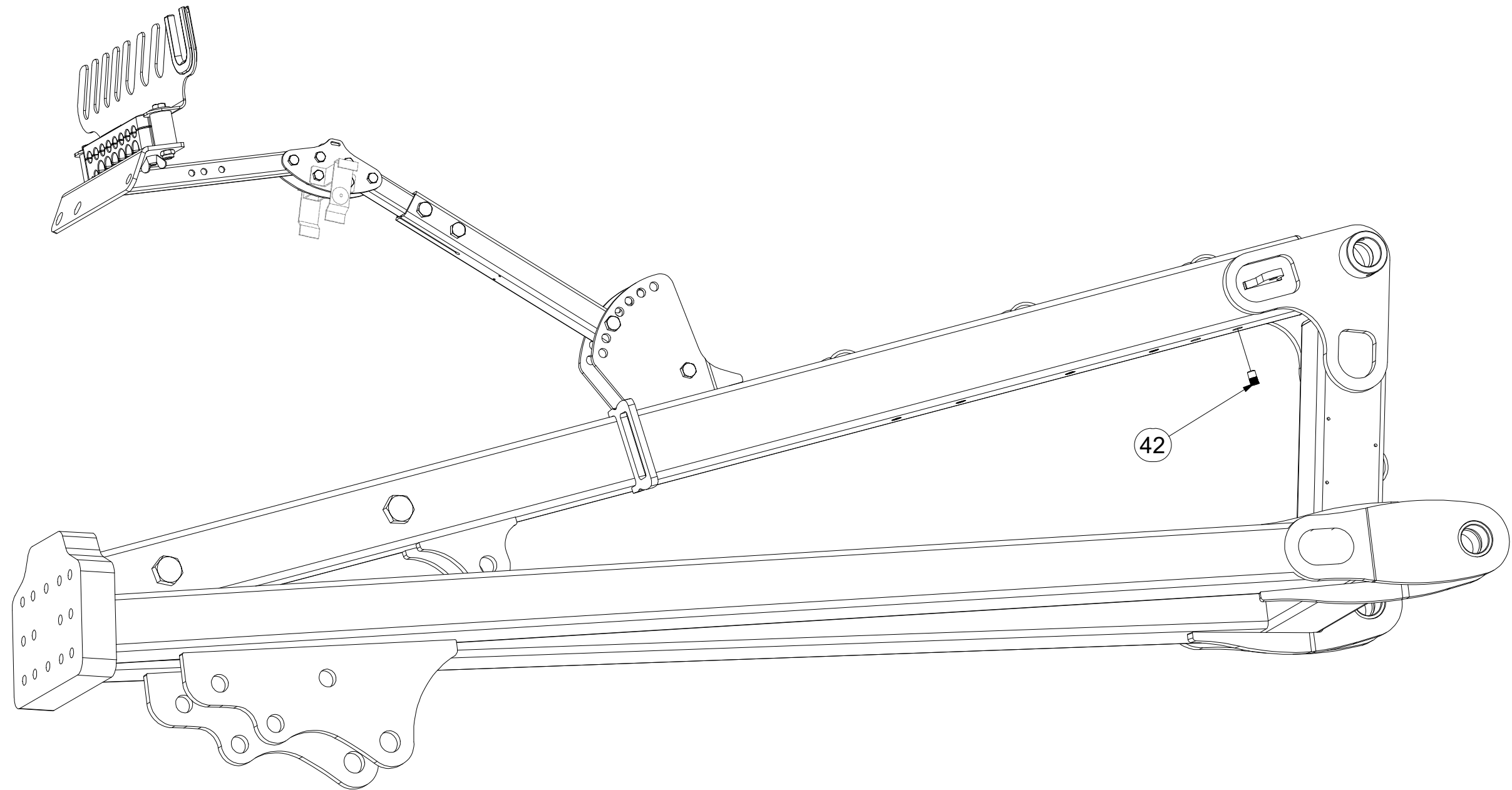
☉ BÂTI DE LA MACHINE

VZ00014749

☉ FOOTING OF THE MACHINE

☉ ОСНОВАНИЕ МАШИНЫ

☉ PODSTAWA MASZYNY



Pos.	Part Number	Pcs.
42	m19633	5

Ⓒ ZÁKLAD STROJE

Ⓓ UNTERBAU DER MASCHINE

Ⓕ BÂTI DE LA MACHINE

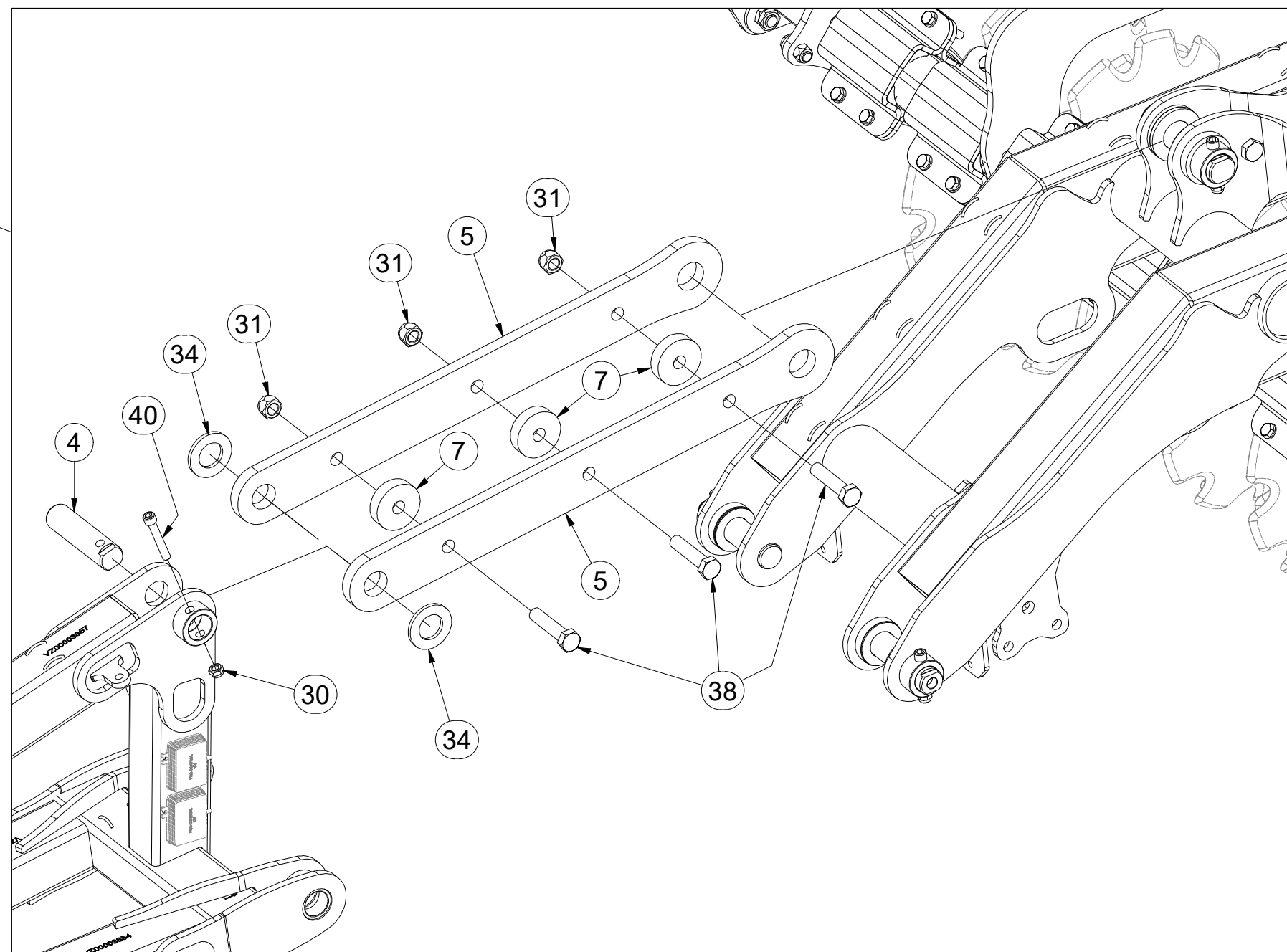
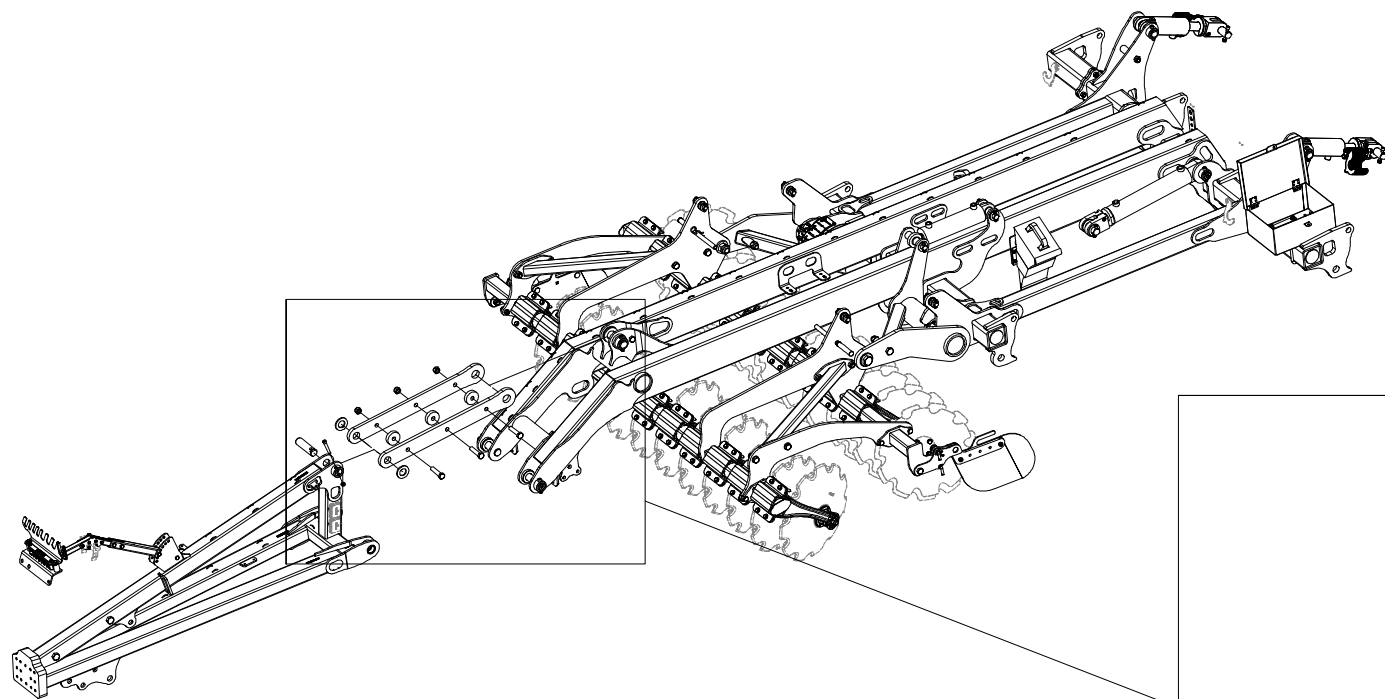
Ⓖ FOOTING OF THE MACHINE

Ⓡ ОСНОВАНИЕ МАШИНЫ

Ⓢ PODSTAWA MASZyny



VZ00014749



Pos.	Part Number	Pcs.
4	VZ00004586	1
5	VZ00015168	2
7	VZ00005657	3
30	m04301	3
31	m11169	3
34	m03175	2
38	m10668	3
40	m13033	1

Ⓒ SAMOLEPKY STROJE

Ⓓ AUFKLEBER MASCHINEN

Ⓕ VOITURE MACHINES

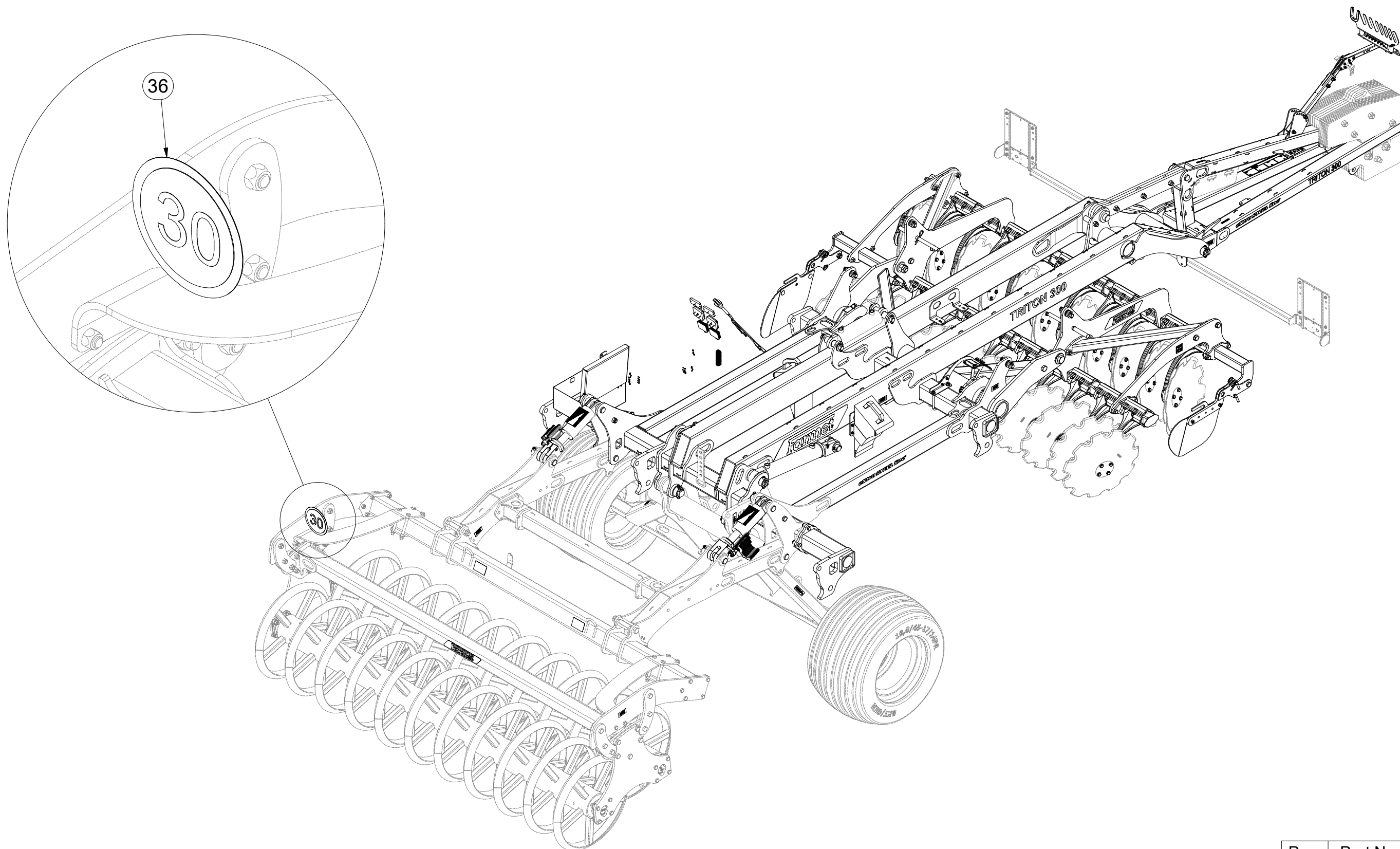
Ⓖ STICKERS MACHINES

Ⓡ СТИКЕРЫ МАШИНЫ

Ⓟ NAKLEJKI MASZYNY



VZ00014749



Pos.	Part Number	Pcs.
36	m19161	1

☉ SAMOLEPKY STROJE

☉ AUFKLEBER MASCHINEN

☉ VOITURE MACHINES

☉ STICKERS MACHINES

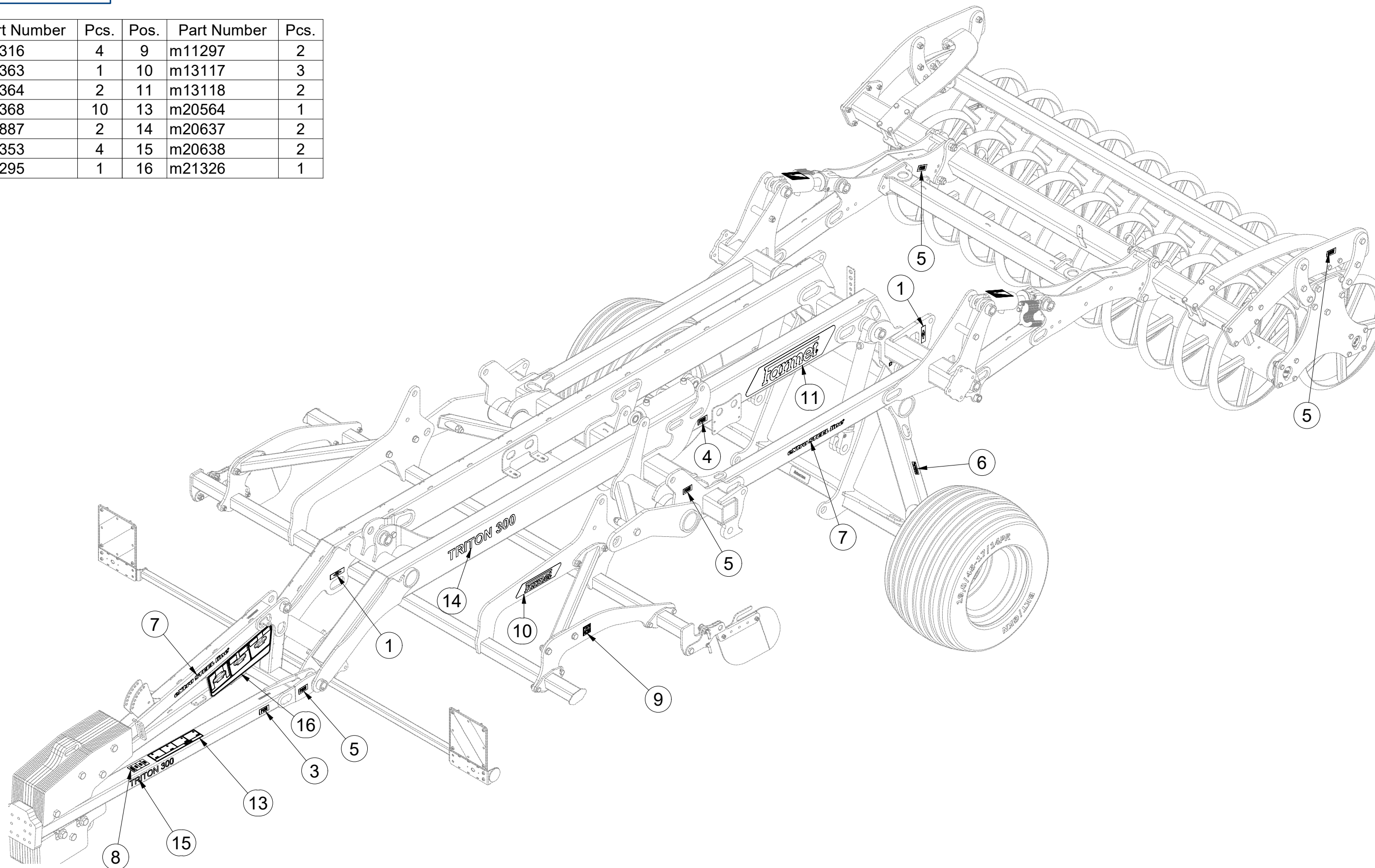
☉ СТИКЕРЫ МАШИНЫ

☉ NAKLEJKI MASZYNY



m20562

Pos.	Part Number	Pcs.	Pos.	Part Number	Pcs.
1	m03316	4	9	m11297	2
3	m04363	1	10	m13117	3
4	m04364	2	11	m13118	2
5	m04368	10	13	m20564	1
6	m04887	2	14	m20637	2
7	m10353	4	15	m20638	2
8	m11295	1	16	m21326	1



☉ SAMOLEPKY STROJE

☉ AUFKLEBER MASCHINEN

☉ VOITURE MACHINES

☉ STICKERS MACHINES

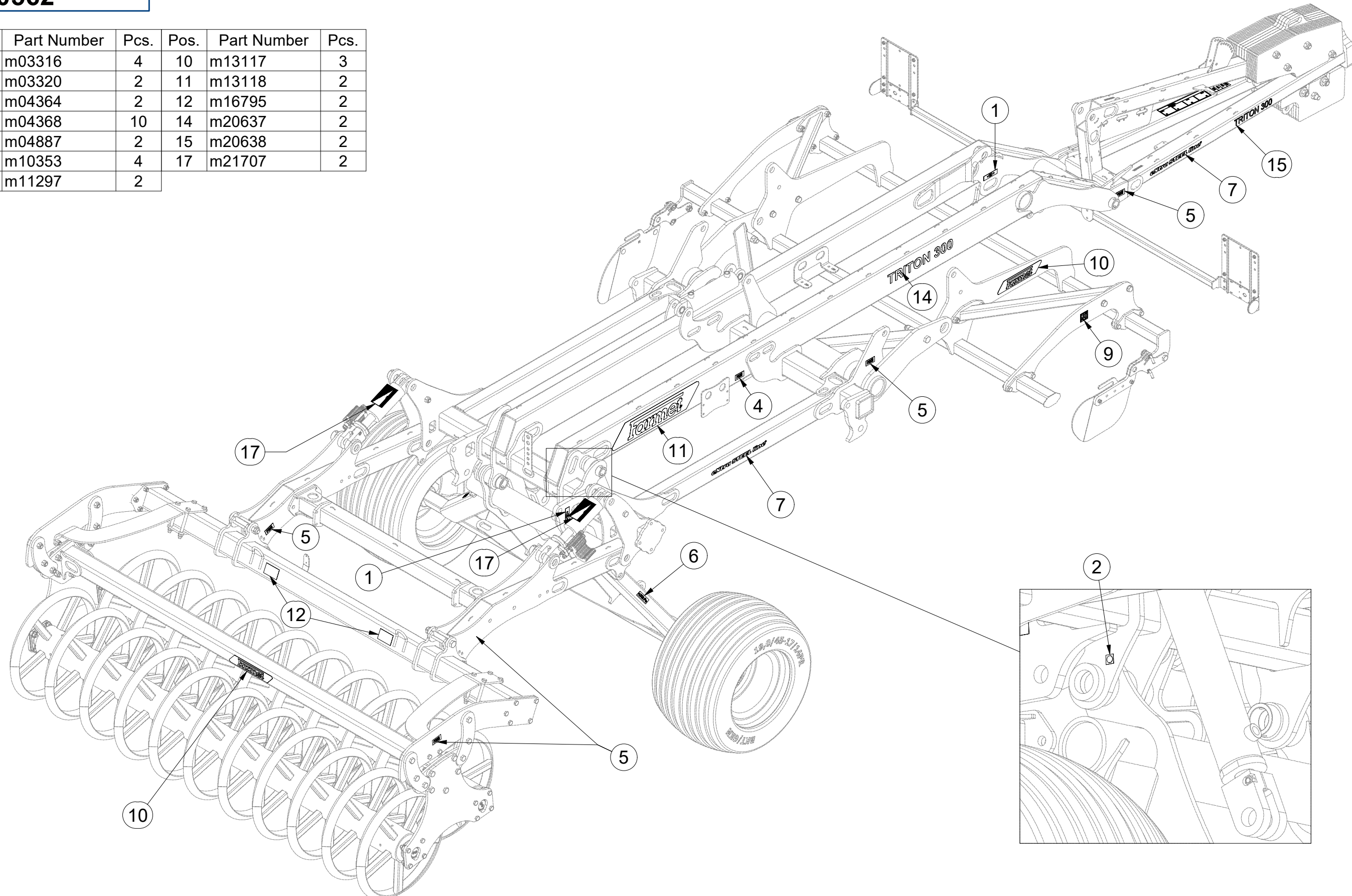
☉ СТИКЕРЫ МАШИНЫ

☉ NAKLEJKI MASZYNY



m20562

Pos.	Part Number	Pcs.	Pos.	Part Number	Pcs.
1	m03316	4	10	m13117	3
2	m03320	2	11	m13118	2
4	m04364	2	12	m16795	2
5	m04368	10	14	m20637	2
6	m04887	2	15	m20638	2
7	m10353	4	17	m21707	2
9	m11297	2			

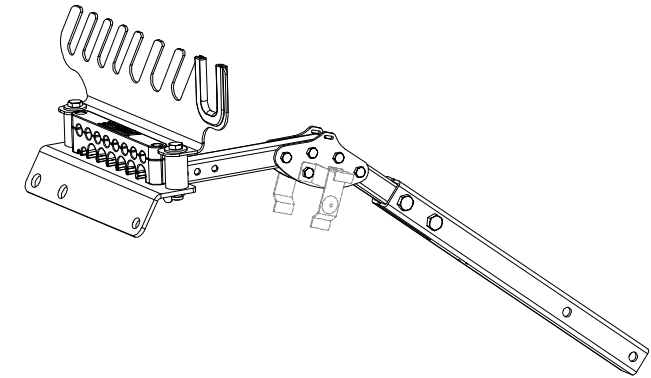
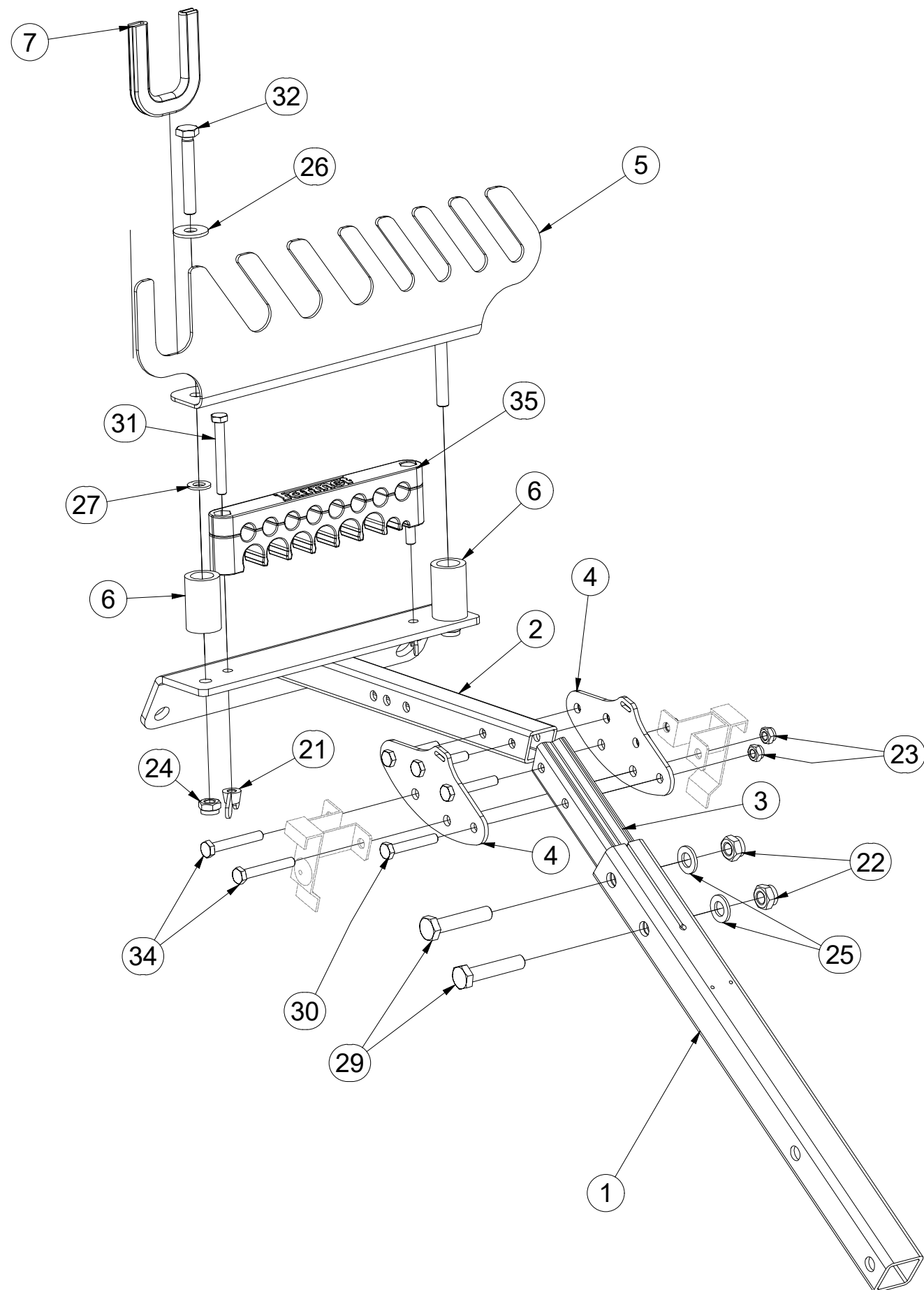


- Ⓒ DRŽÁK
- Ⓓ HALTER
- Ⓕ SUPPORT

- Ⓖ HOLDER
- Ⓡ ДЕРЖАТЕЛЬ
- Ⓢ UCHWYT



VZ00014349



Pos.	Part Number	Pcs.
1	VZ00014376	1
2	VZ00014351	1
3	VZ00008594	1
4	VZ00008595	2
5	VZ00014353	1
6	VZ00010943	2
7	VZ00010979	1
21	m01316	2
22	m04301	2
23	m04503	6
24	m13617	2
25	m01214	2
26	m14035	2
27	m06859	2
29	m01131	2
30	m09296	4
31	m03931	2
32	m09319	2
34	m10593	2
35	m21464	1

Ⓒ OPĚRNÁ NOHA

Ⓓ STÜTZFUß

Ⓕ LA JAMBE DE SUPPORT

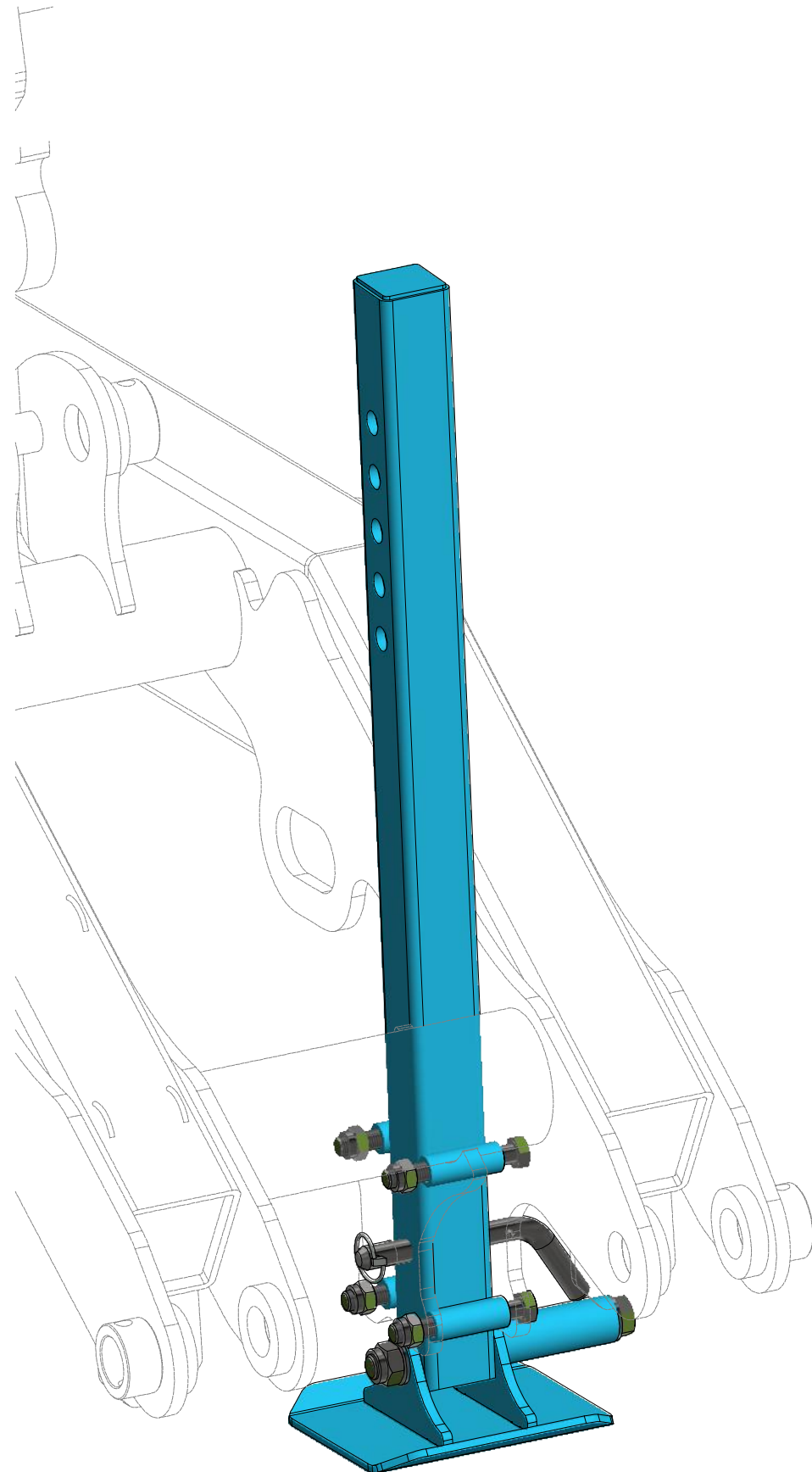
Ⓖ SUPPORT LEG

Ⓔ ОПОРА

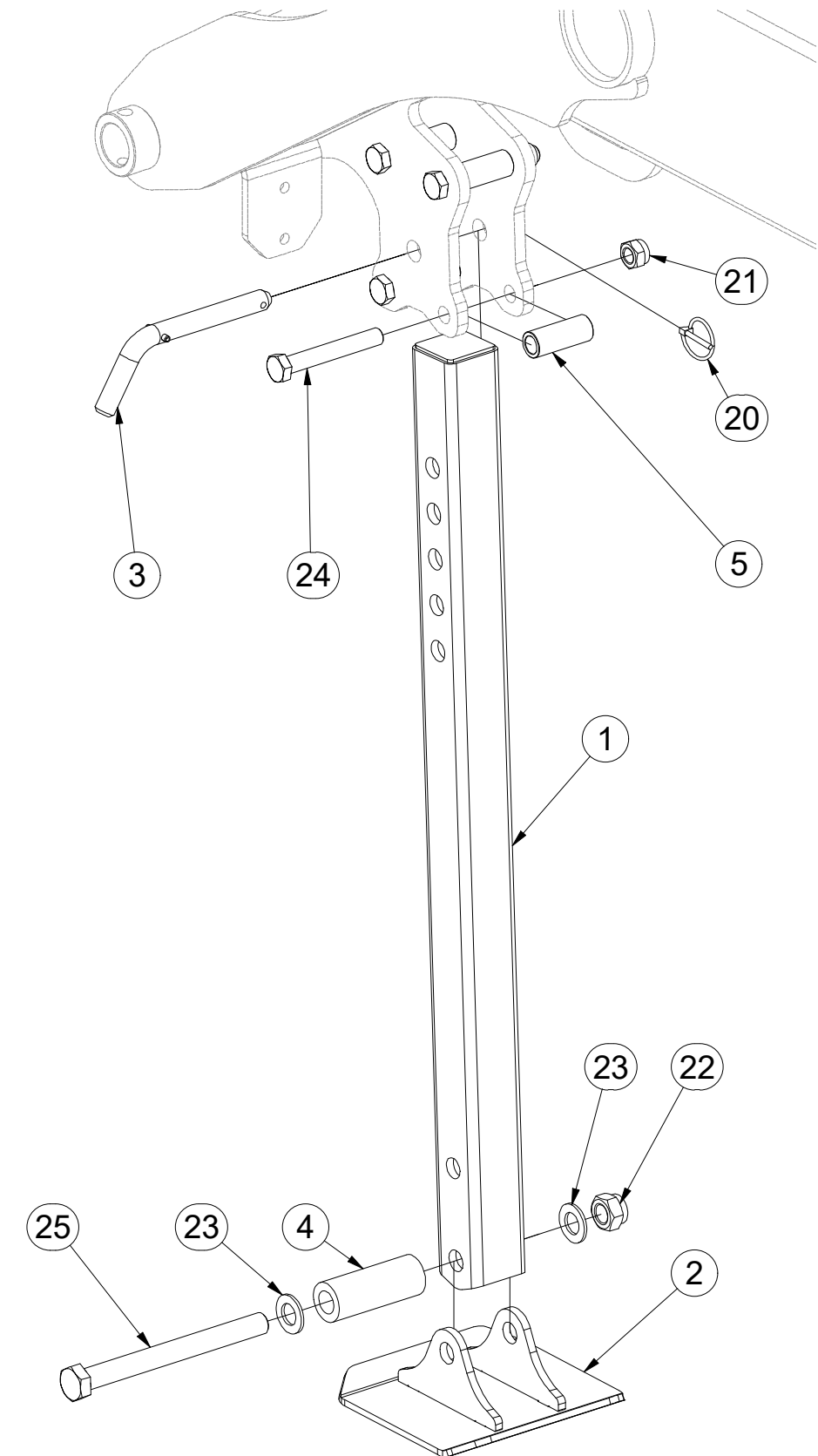
Ⓟ NOGA PODPOROWA



VZ00014744



Pos.	Part Number	Pcs.
1	VZ00017160	1
2	VZ00017163	1
3	4012205	1
4	VZ00017165	1
5	VZ00005257	4
20	m10454	1
21	m03683	4
22	m05648	1
23	m03768	2
24	m02970	4
25	m17543	1

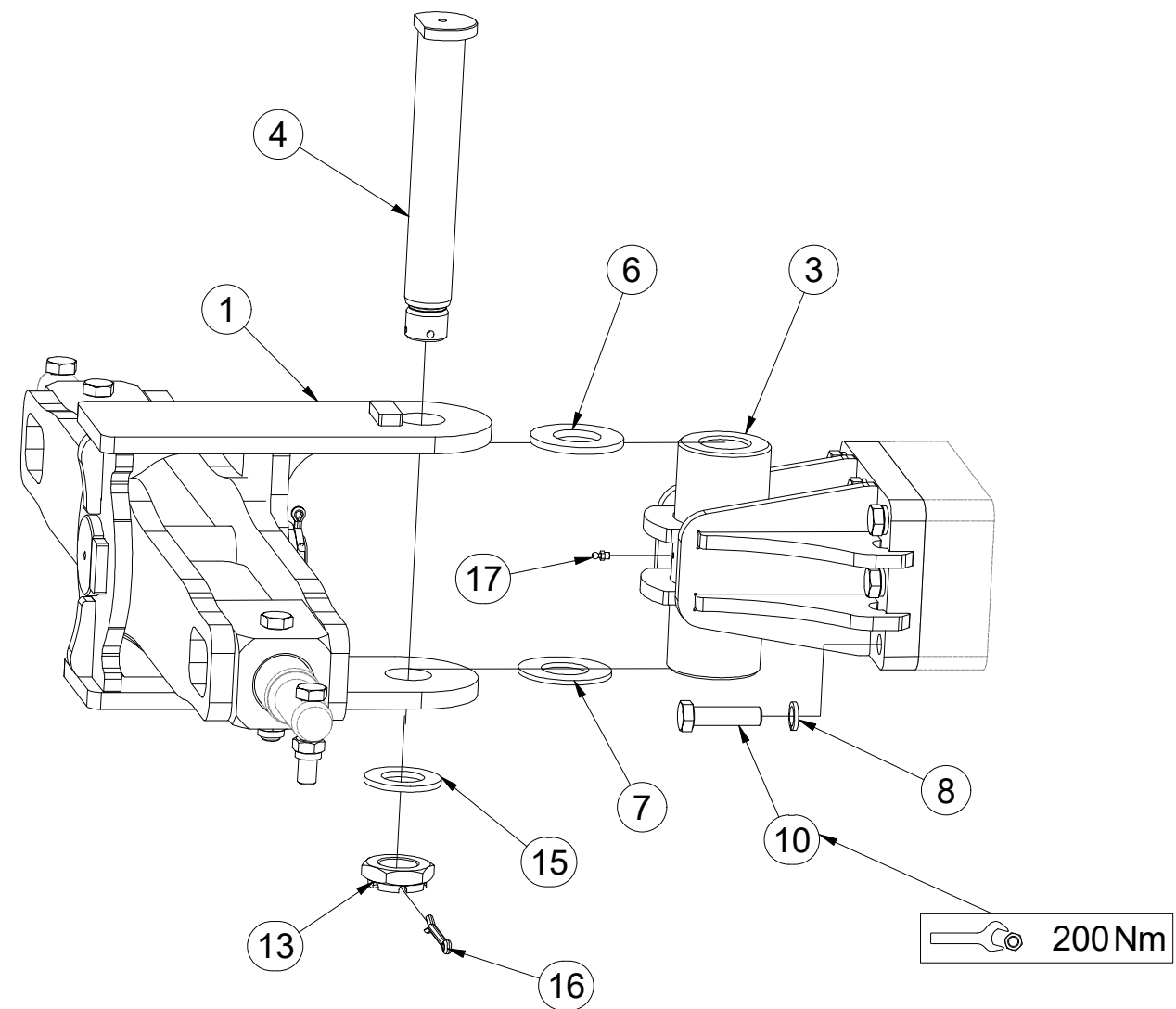
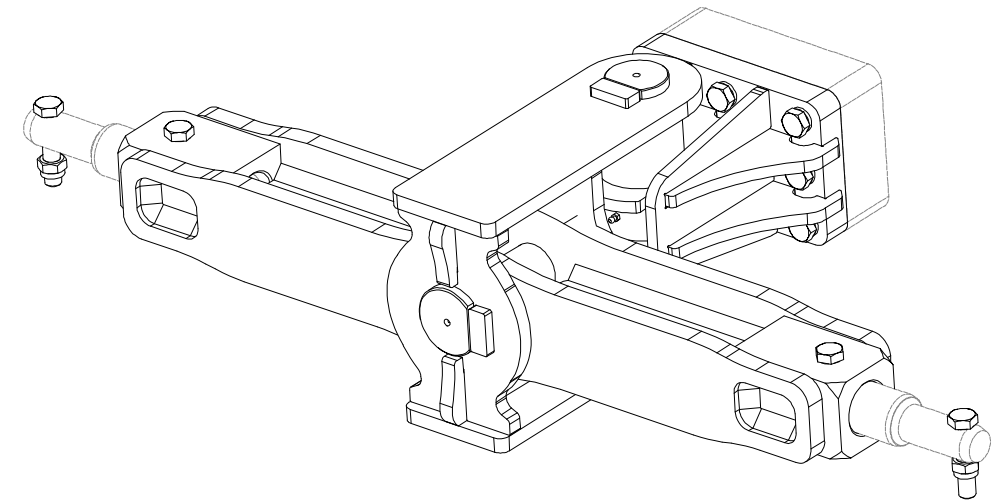
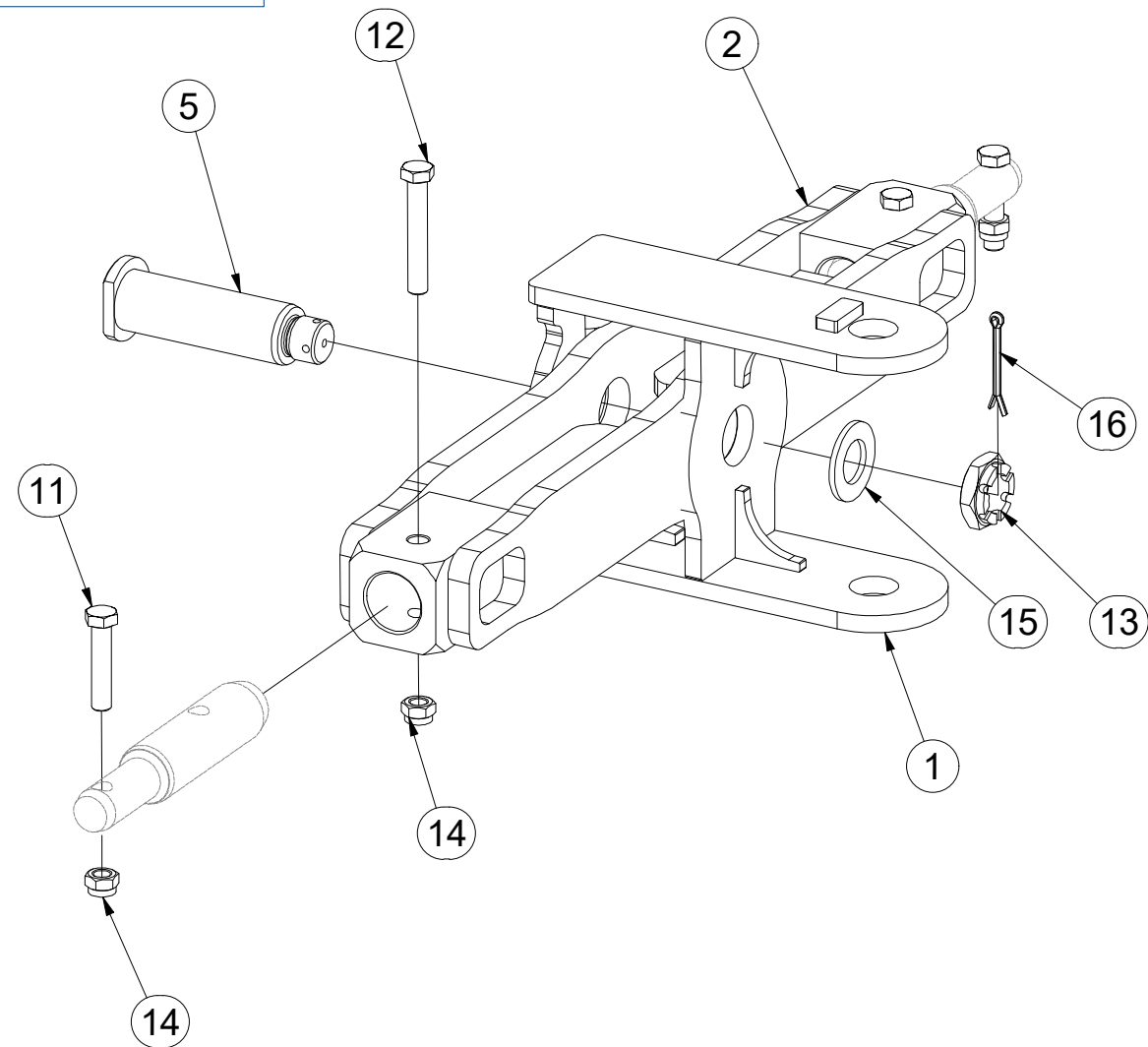


- Ⓒ NÁSTAVEC OJE
- Ⓓ DEICHSELAUFBAU
- Ⓕ RALLONGE DE TIMON

- Ⓖ DRAWBAR EXTENSION
- Ⓡ УДЛИНИТЕЛЬ ДЫШЛА
- Ⓟ PRZEDŁUŻENIE DYSZLA



VZ00014706



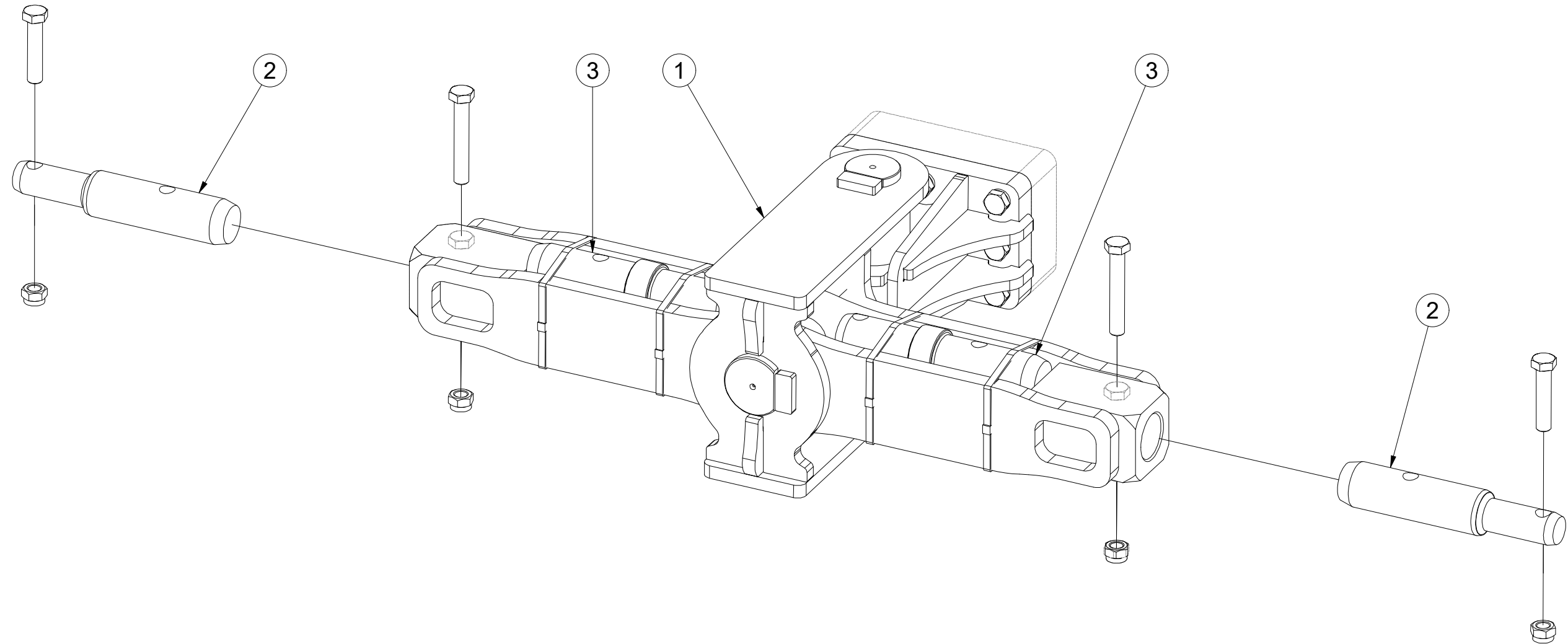
Pos.	Part Number	Pcs.	Pos.	Part Number	Pcs.
1	3012105	1	10	m14482	8
2	3004315	1	11	m01133	2
3	3010054	1	12	m05304	2
4	4007817	1	13	m02533	2
5	4007818	1	14	m03683	4
6	4003745	1	15	m03866	2
7	4003744	1	16	m04139	2
8	m02157	8	17	m01725	1

- Ⓒ NÁSTAVEC OJE
- Ⓓ DEICHSELAUFBAU
- Ⓕ RALLONGE DE TIMON

- Ⓖ DRAWBAR EXTENSION
- Ⓡ УДЛИНИТЕЛЬ ДЫШЛА
- Ⓟ PREDŁUŻENIE DYSŁA



VZ00014709



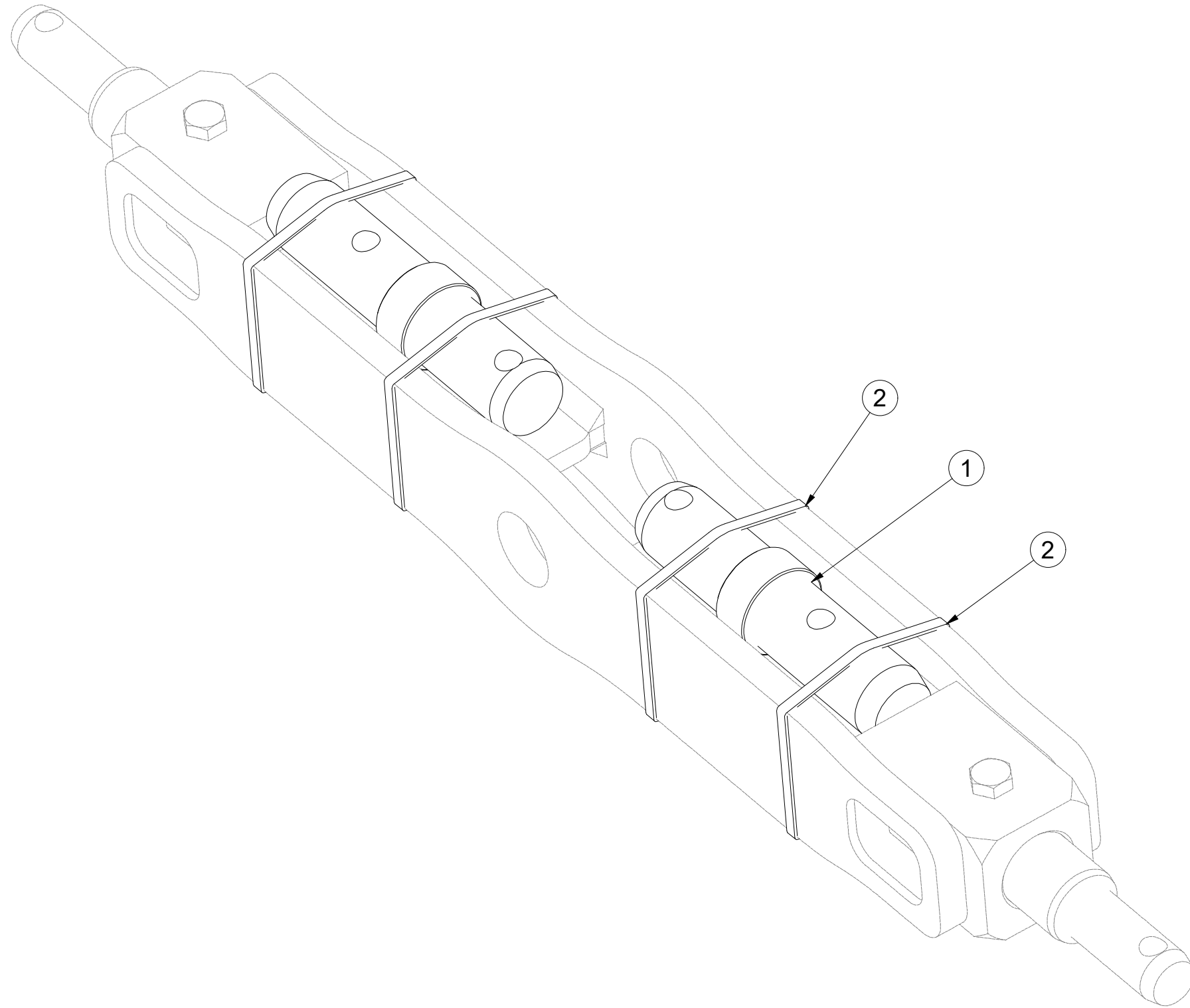
Pos.	Part Number	Pcs.
1	VZ00014706	1
2	4008217	2
3	VZ00013745	1

- Ⓒ SADA ČEPŮ T4
- Ⓓ BOLZENSATZ T4
- Ⓕ KIT D'EMBOUTS T4

- Ⓖ SET OF PINS T4
- Ⓡ КОМПЛЕКТ ПАЛЬЦЕВ T4
- Ⓟ ZESTAW CZOPÓW T4



VZ00013745



Pos.	Part Number	Pcs.
1	4008588	2
2	m01637	4

Ⓒ ZÁKLAD STROJE

Ⓓ UNTERBAU DER MASCHINE

Ⓕ BÂTI DE LA MACHINE

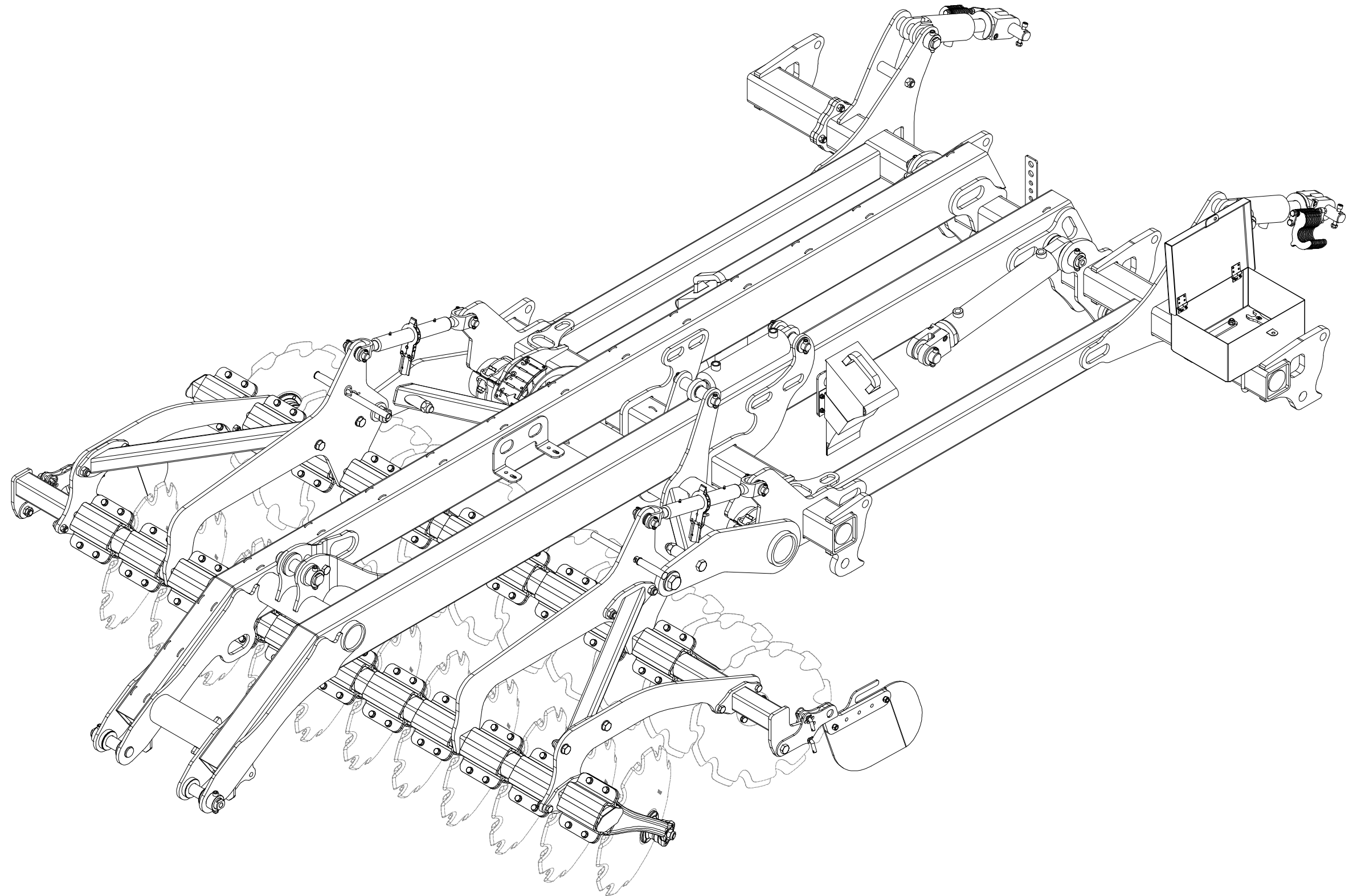
VZ00014745

Ⓖ FOOTING OF THE MACHINE

Ⓡ ОСНОВАНИЕ МАШИНЫ

Ⓢ PODSTAWA MASZYNY

Farmet



Ⓒ ZÁKLAD STROJE

Ⓓ UNTERBAU DER MASCHINE

Ⓕ BÂTI DE LA MACHINE

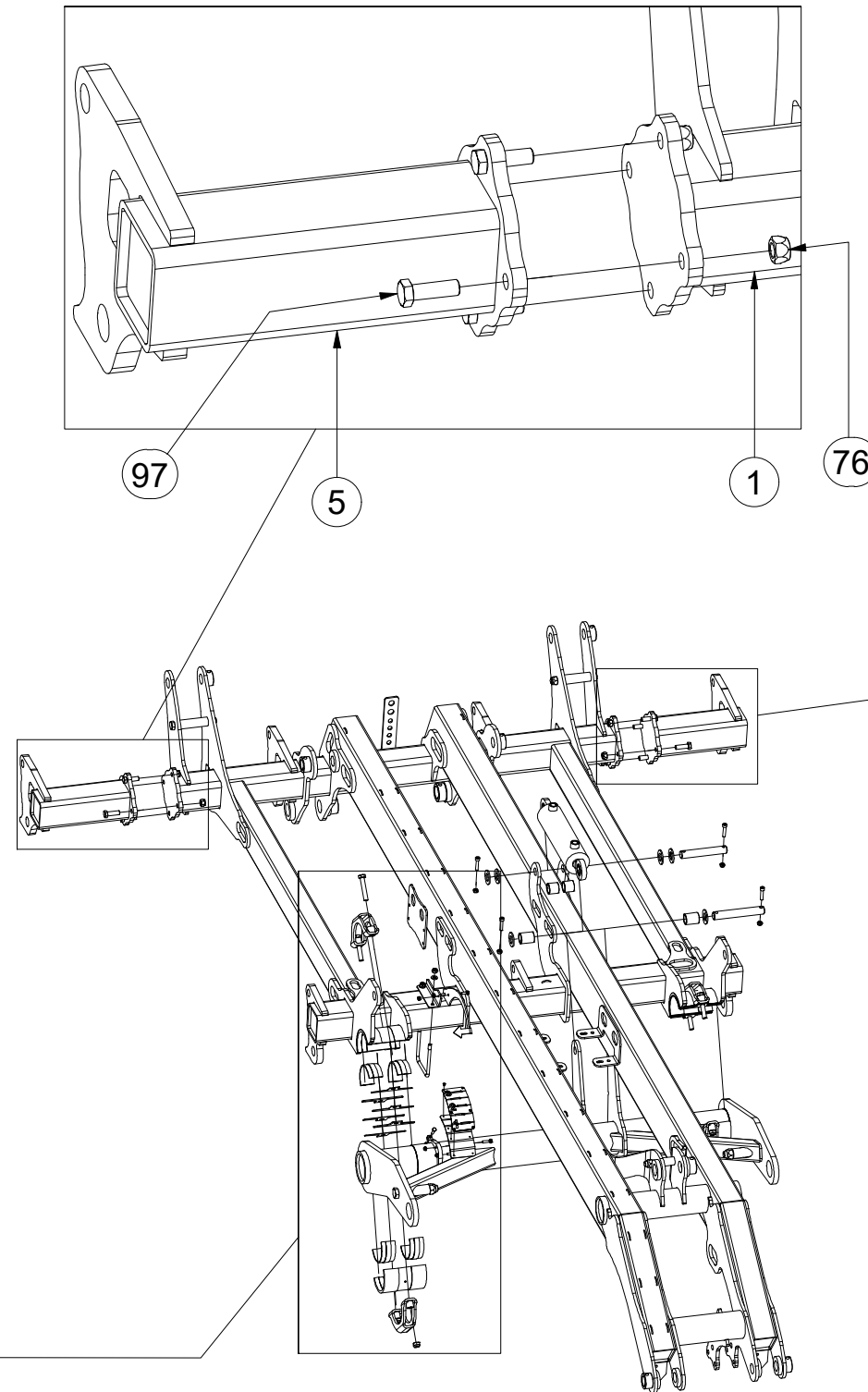
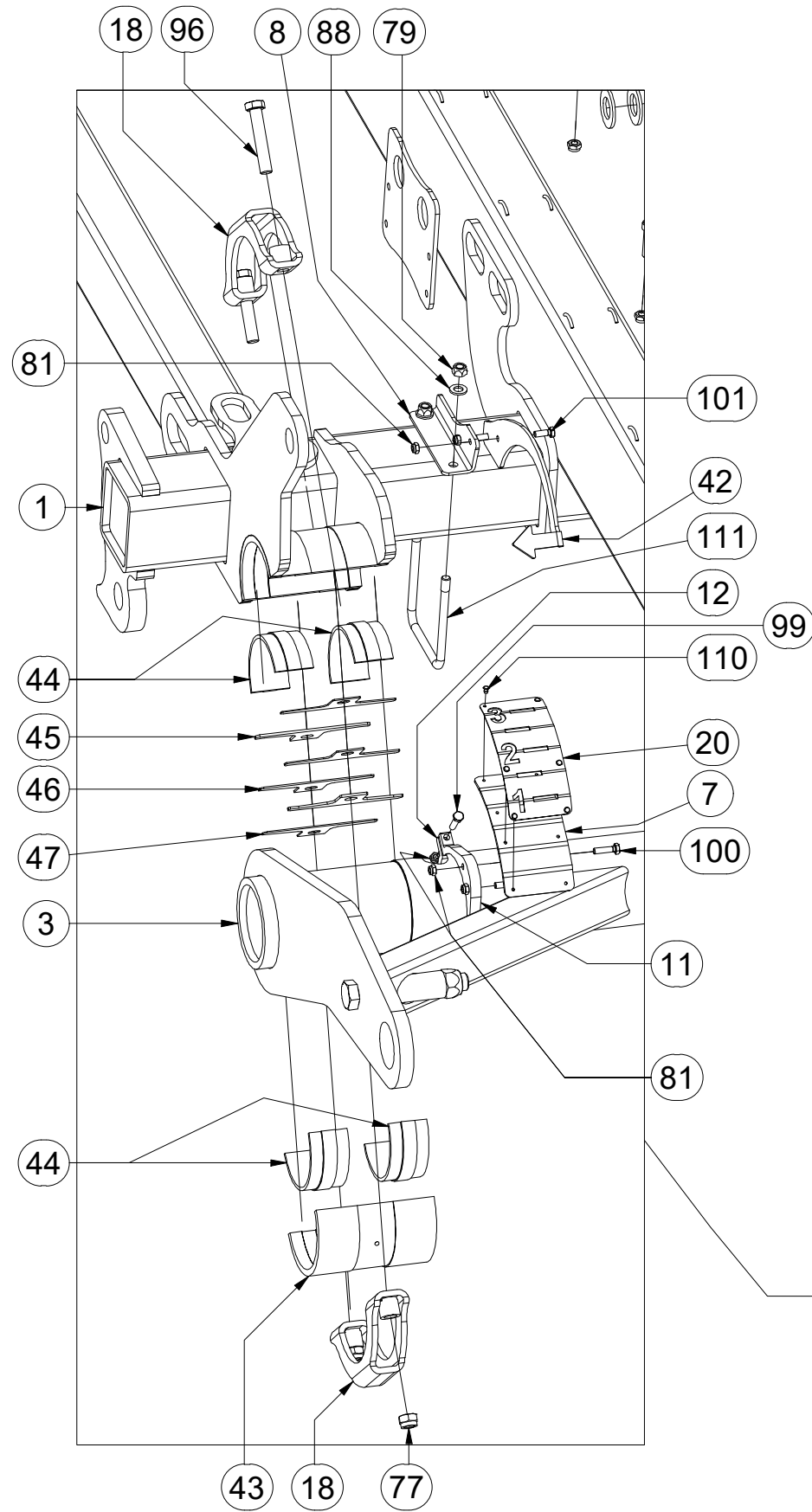
Ⓖ FOOTING OF THE MACHINE

Ⓡ ОСНОВАНИЕ МАШИНЫ

Ⓢ PODSTAWA MASZYNY



VZ00014745



Pos.	Part Number	Pcs.	Pos.	Part Number	Pcs.
1	VZ00003562	1	46	4020967	4
3	VZ00003656	1	47	4020968	4
4	VZ00020318	1	76	m13846	16
5	VZ00020319	1	77	m03683	4
7	VZ00005401	1	79	m12134	4
8	4022686	1	81	m04503	22
11	4022682	1	88	m01214	6
12	4022684	1	96	m14483	4
18	3010453	4	97	m10849	10
20	VZ00005400	1	99	m01096	2
42	VZ00005260	1	100	m04791	2
43	4020970	2	101	m01090	2
44	4018086	8	110	m11334	6
45	4018061	4	111	m10096	3

Ⓒ ZÁKLAD STROJE

Ⓓ UNTERBAU DER MASCHINE

Ⓕ BÂTI DE LA MACHINE

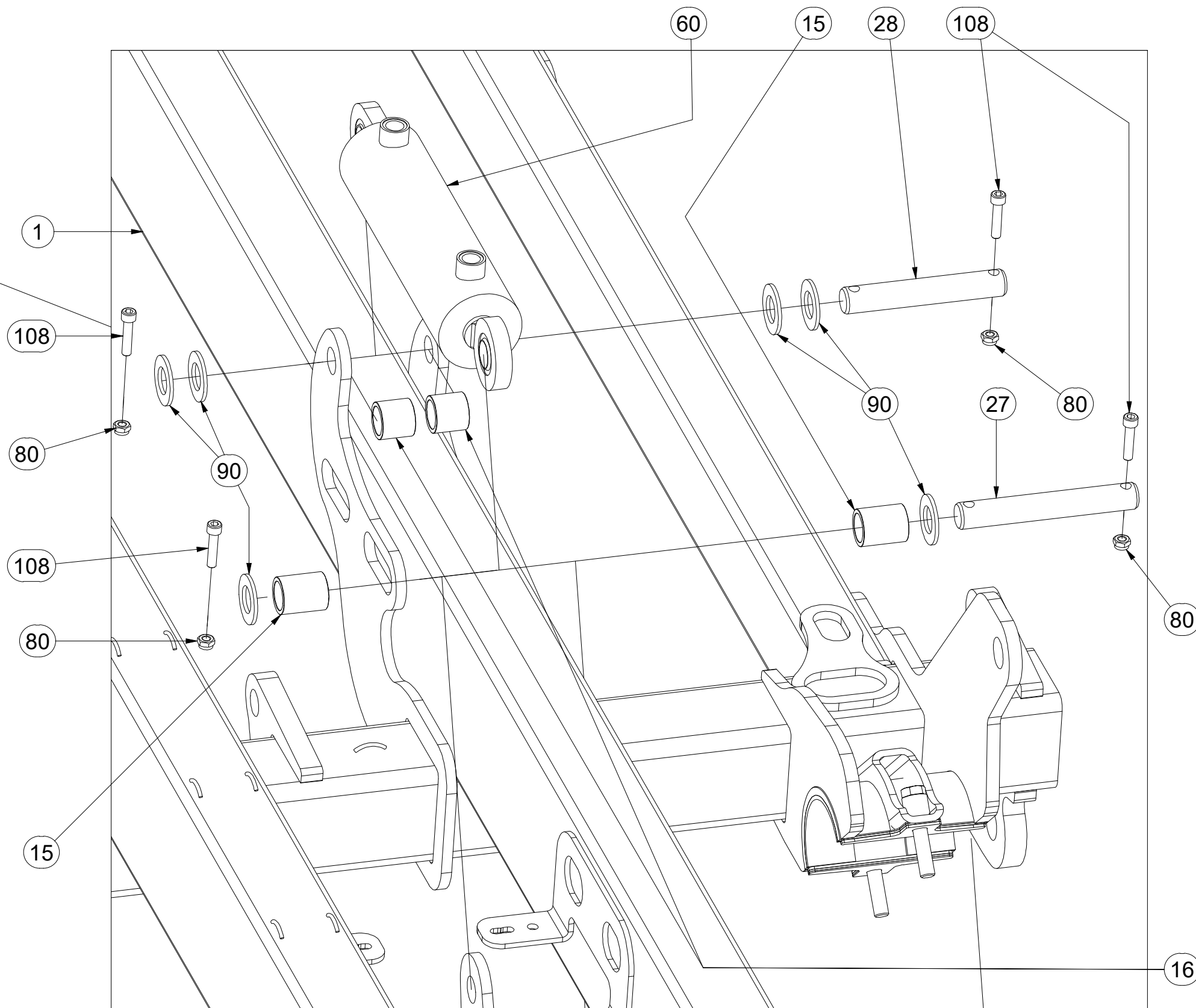
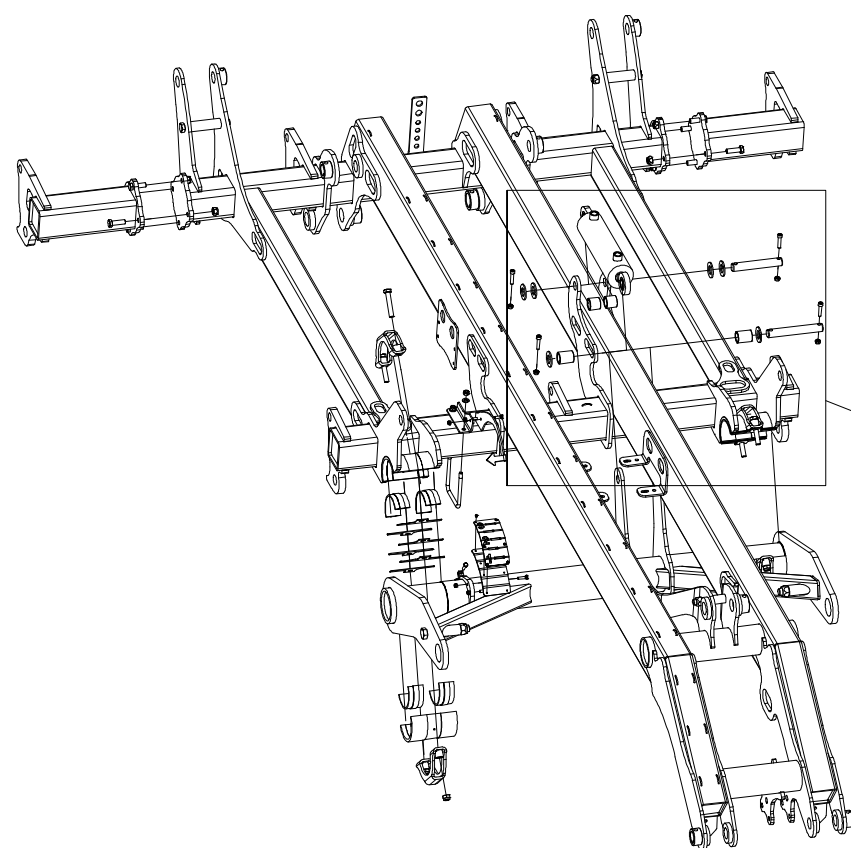
Ⓖ FOOTING OF THE MACHINE

Ⓡ ОСНОВАНИЕ МАШИНЫ

Ⓢ PODSTAWA MASZYNY



VZ00014745



Pos.	Part Number	Pcs.
1	VZ00003562	1
15	VZ00005543	2
16	VZ00005542	2
27	VZ00005605	1
28	4008180	1
60	VZ00005298	1
80	m03775	4
90	m14029	6
108	m14143	4

Ⓒ ZÁKLAD STROJE

Ⓓ UNTERBAU DER MASCHINE

Ⓕ BÂTI DE LA MACHINE

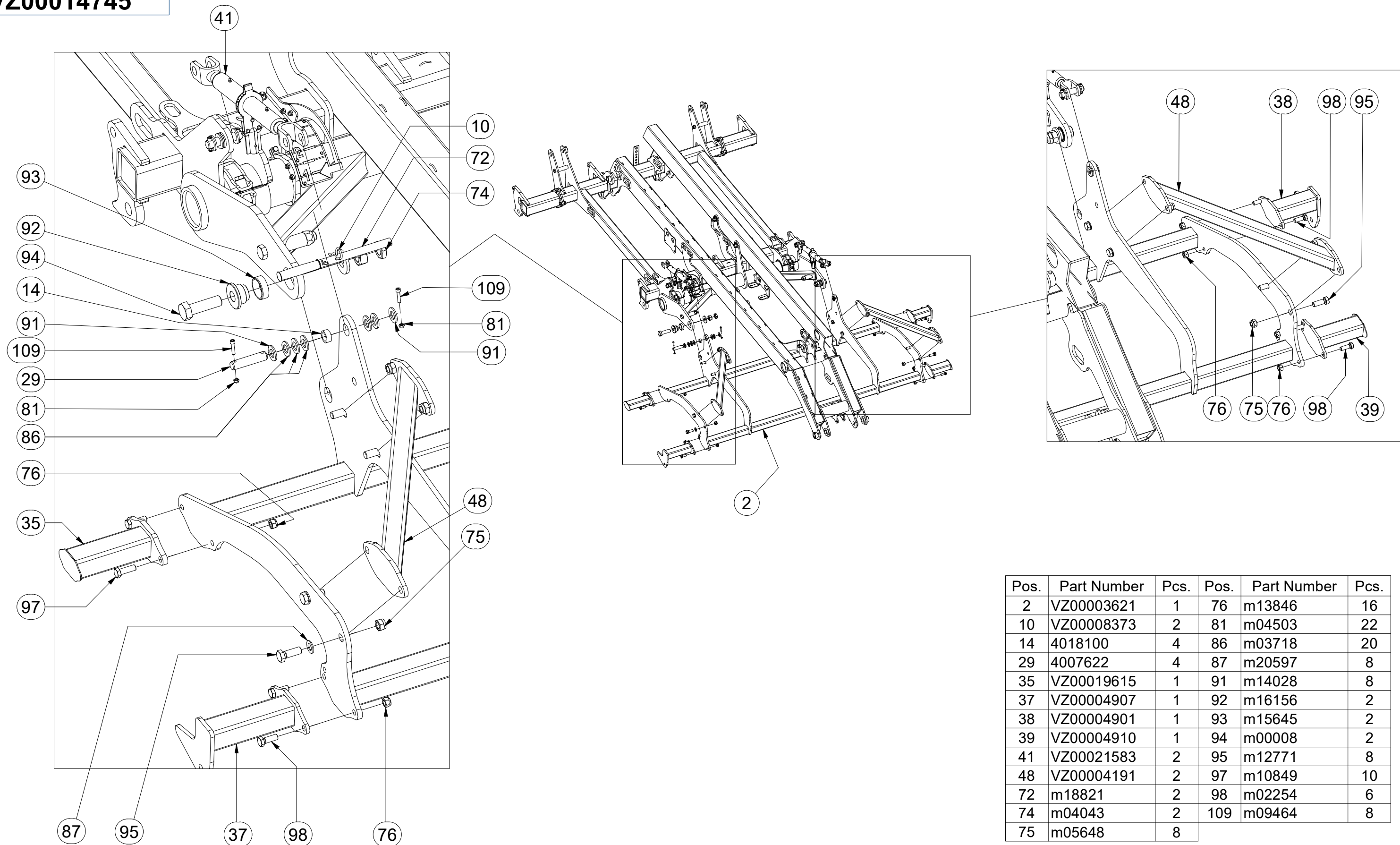
Ⓖ FOOTING OF THE MACHINE

Ⓡ ОСНОВАНИЕ МАШИНЫ

Ⓢ PODSTAWA MASZYNY



VZ00014745



Ⓒ ZÁKLAD STROJE

Ⓓ UNTERBAU DER MASCHINE

Ⓕ BÂTI DE LA MACHINE

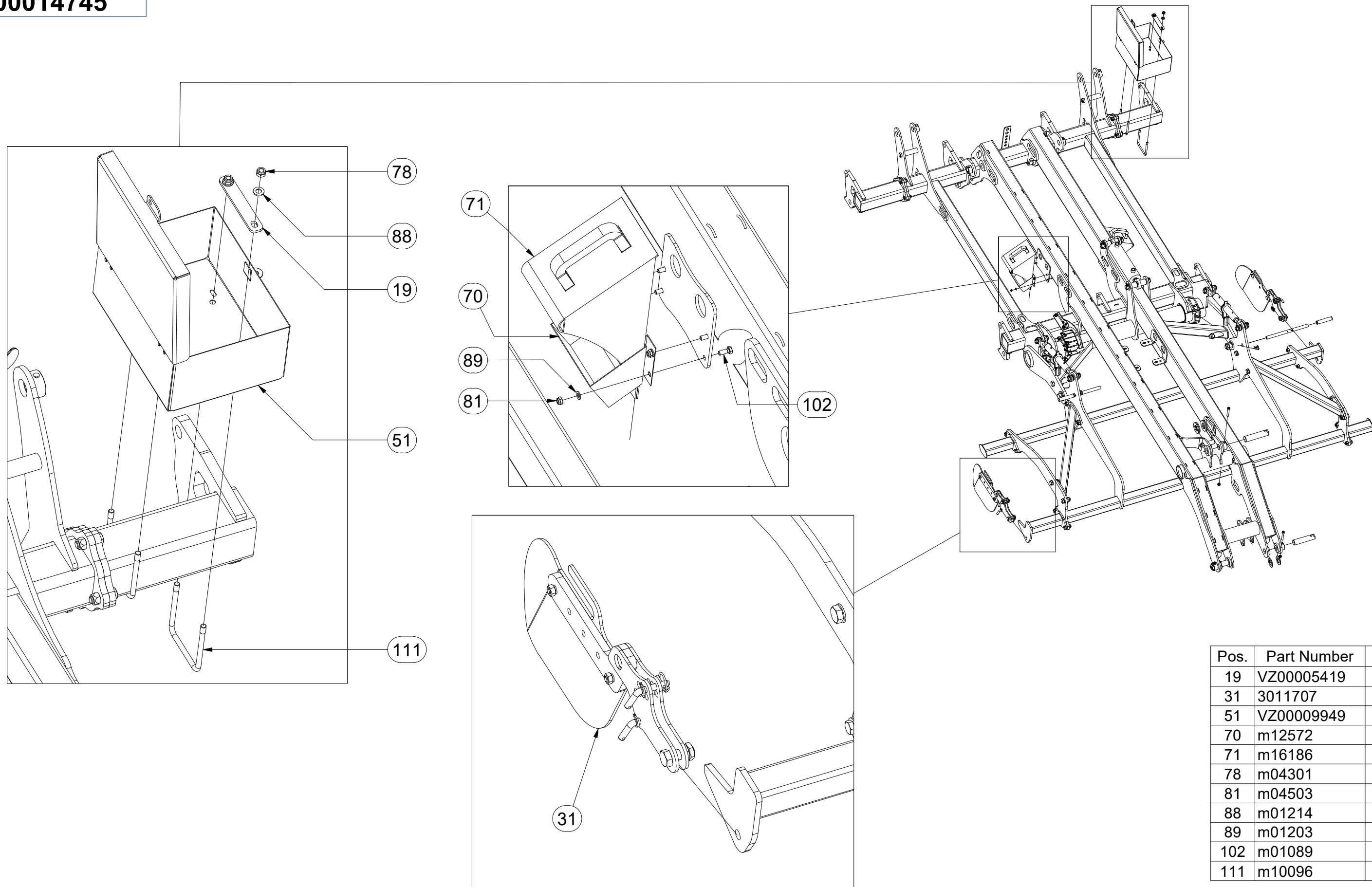
Ⓖ FOOTING OF THE MACHINE

Ⓡ ОСНОВАНИЕ МАШИНЫ

Ⓟ PODSTAWA MASZYNY



VZ00014745



Pos.	Part Number	Pcs.
19	VZ00005419	2
31	3011707	1
51	VZ00009949	1
70	m12572	2
71	m16186	2
78	m04301	16
81	m04503	22
88	m01214	6
89	m01203	8
102	m01089	8
111	m10096	3

Ⓒ ZÁKLAD STROJE

Ⓓ UNTERBAU DER MASCHINE

Ⓕ BÂTI DE LA MACHINE

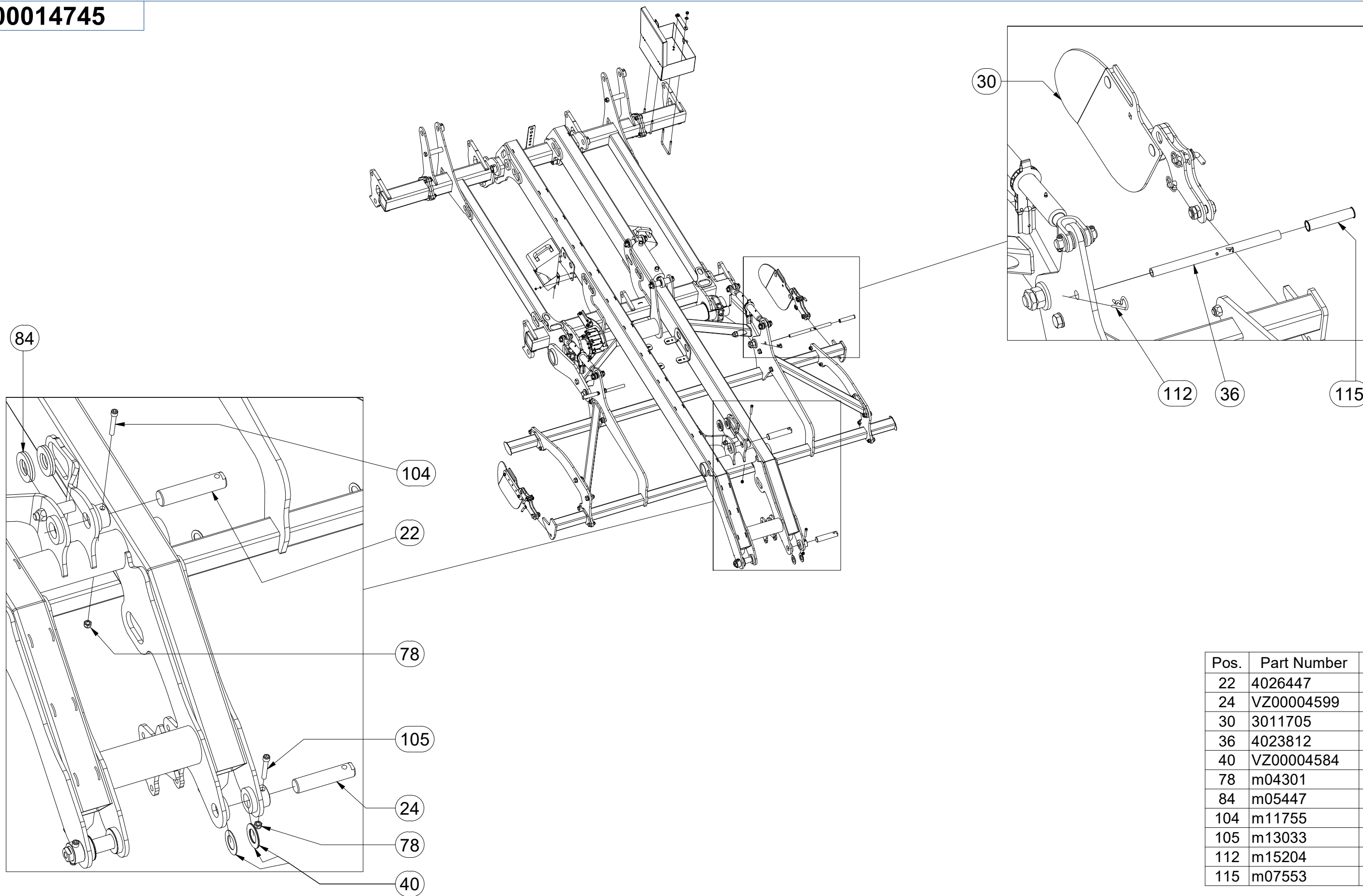
Ⓖ FOOTING OF THE MACHINE

Ⓡ ОСНОВАНИЕ МАШИНЫ

Ⓟ PODSTAWA MASZyny



VZ00014745



Pos.	Part Number	Pcs.
22	4026447	1
24	VZ00004599	2
30	3011705	1
36	4023812	2
40	VZ00004584	6
78	m04301	16
84	m05447	4
104	m11755	1
105	m13033	10
112	m15204	2
115	m07553	2

Ⓒ ZÁKLAD STROJE

Ⓓ UNTERBAU DER MASCHINE

Ⓕ BÂTI DE LA MACHINE

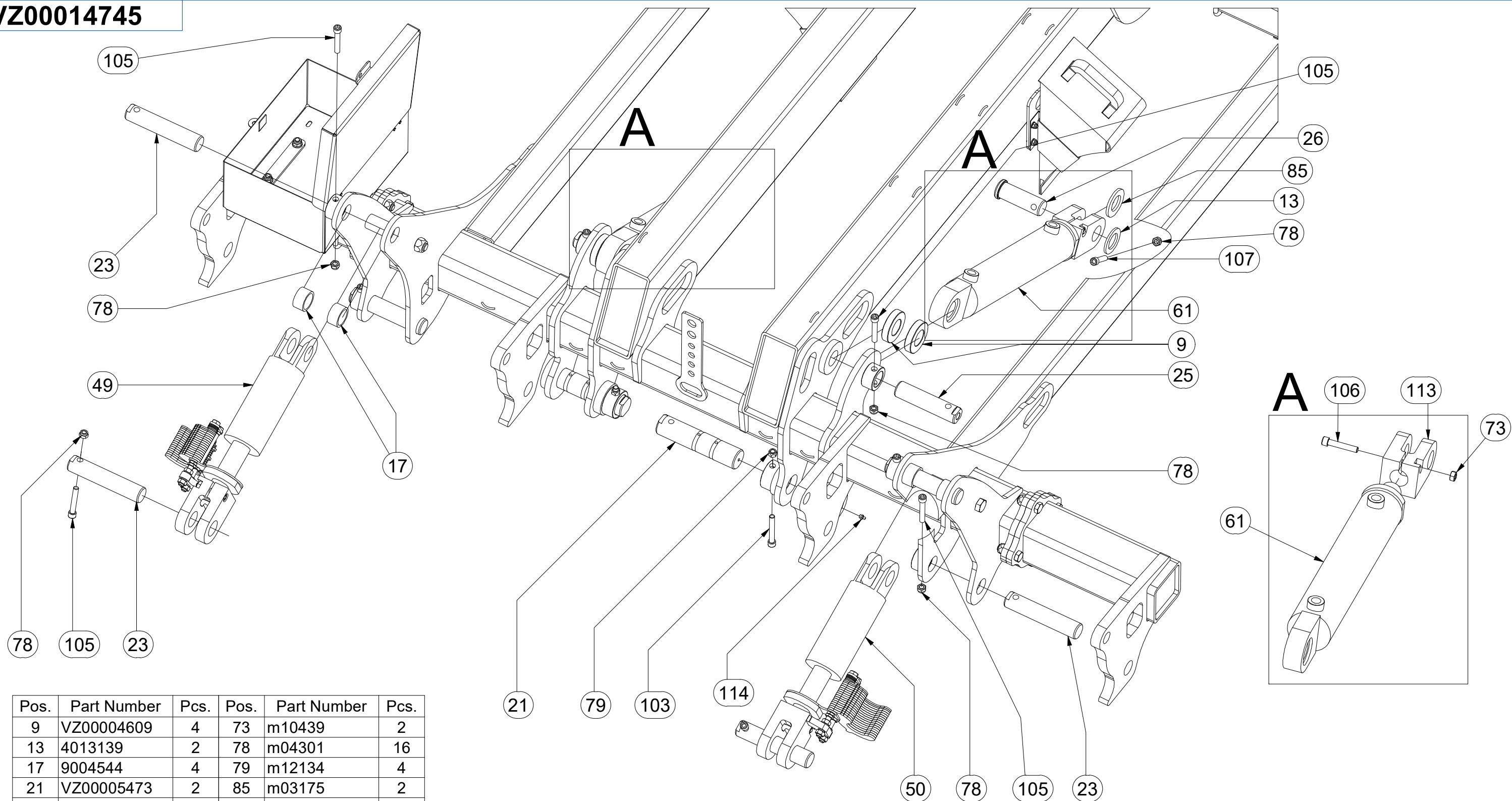
Ⓖ FOOTING OF THE MACHINE

Ⓡ ОСНОВАНИЕ МАШИНЫ

Ⓢ PODSTAWA MASZYNY



VZ00014745



Pos.	Part Number	Pcs.	Pos.	Part Number	Pcs.
9	VZ00004609	4	73	m10439	2
13	4013139	2	78	m04301	16
17	9004544	4	79	m12134	4
21	VZ00005473	2	85	m03175	2
23	4024176	6	103	m11032	2
25	VZ00005154	2	105	m13033	10
26	VZ00004610	2	106	m14867	2
49	VZ00004750	1	107	m14008	2
50	VZ00004751	1	113	m15149	2
61	m20280	2	114	m05698	2

Ⓒ ZÁKLAD STROJE

Ⓓ UNTERBAU DER MASCHINE

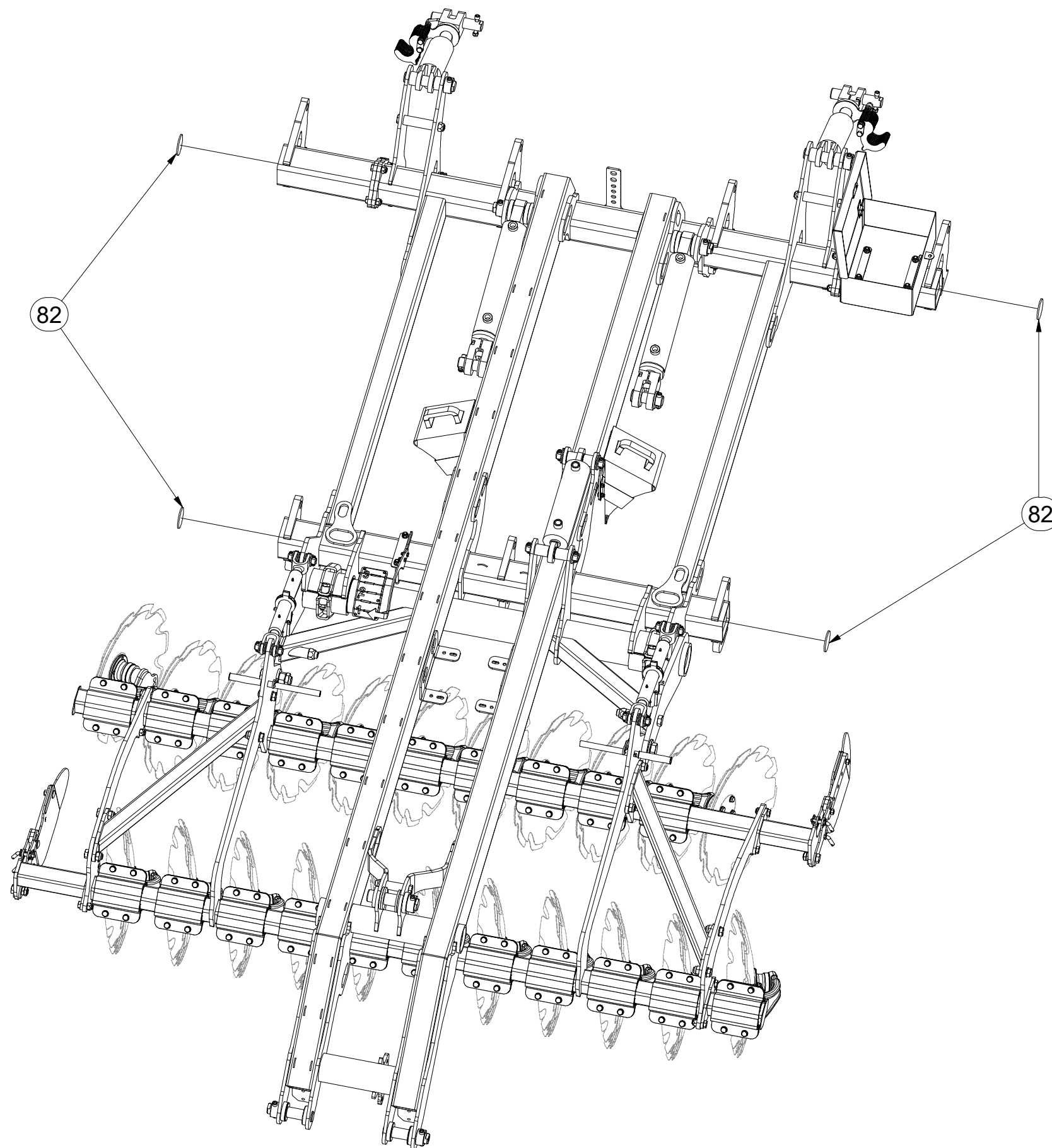
Ⓕ BÂTI DE LA MACHINE

VZ00014745

Ⓖ FOOTING OF THE MACHINE

Ⓡ ОСНОВАНИЕ МАШИНЫ

Ⓢ PODSTAWA MASZYNY



Pos.	Part Number	Pcs.
82	m02579	4

Ⓒ ZÁKLAD STROJE

Ⓓ UNTERBAU DER MASCHINE

Ⓕ BÂTI DE LA MACHINE

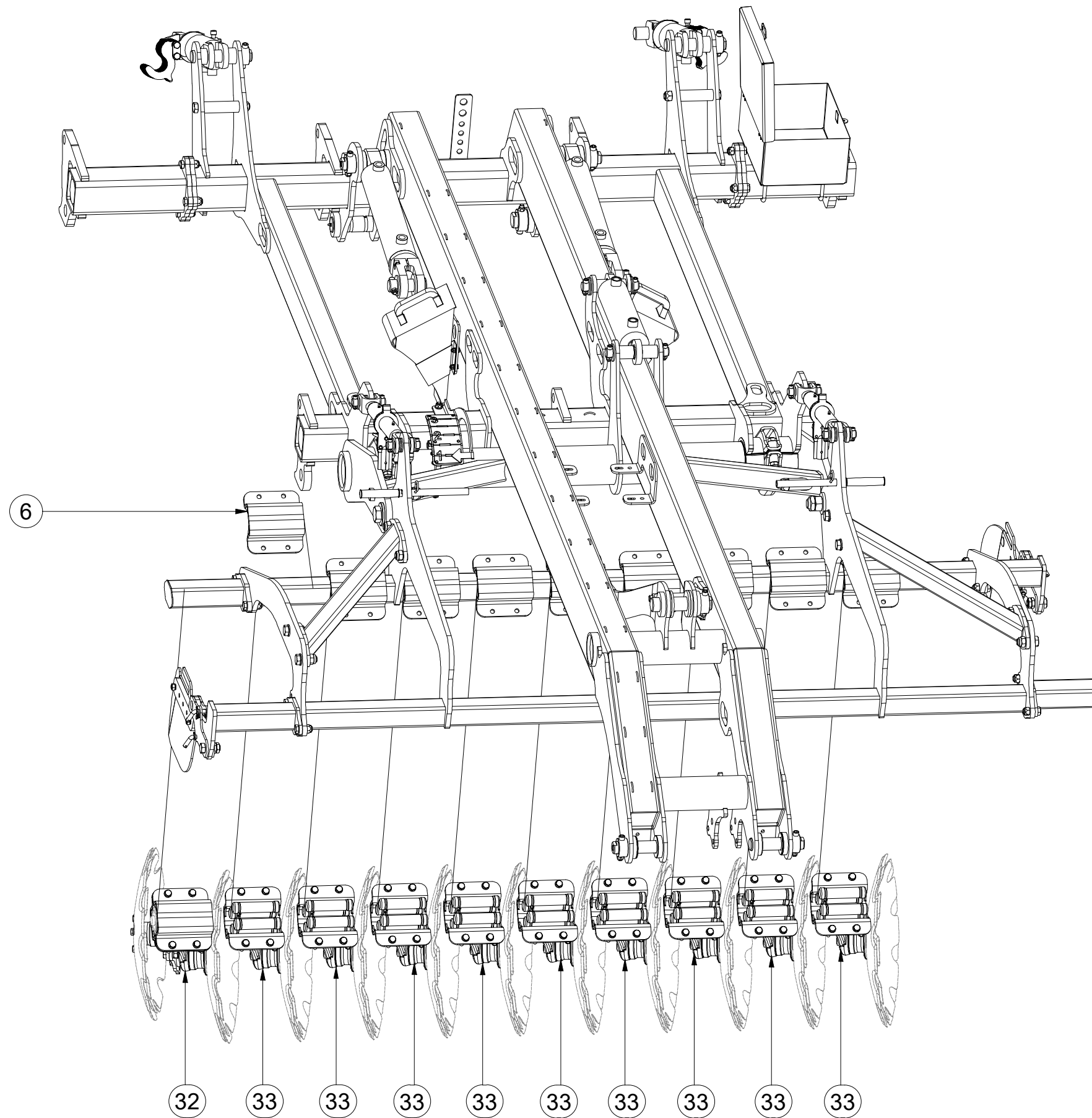
Ⓖ FOOTING OF THE MACHINE

Ⓡ ОСНОВАНИЕ МАШИНЫ

Ⓢ PODSTAWA MASZYNY



VZ00014745



Pos.	Part Number	Pcs.
6	9004269	20
32	3008376	1
33	3008375	9

Ⓒ ZÁKLAD STROJE

Ⓓ UNTERBAU DER MASCHINE

Ⓕ BÂTI DE LA MACHINE

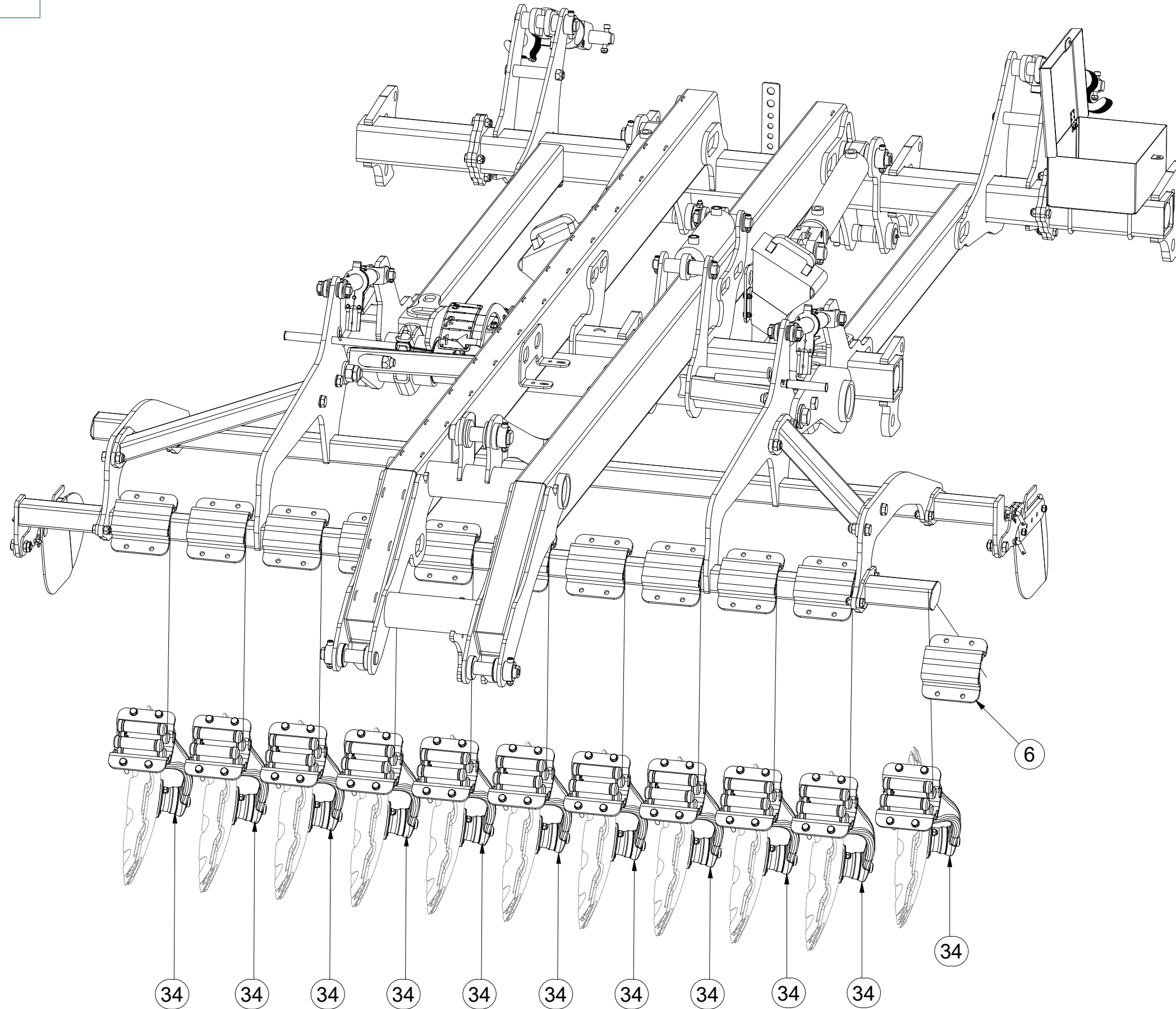
Ⓖ FOOTING OF THE MACHINE

Ⓡ ОСНОВАНИЕ МАШИНЫ

Ⓢ PODSTAWA MASZINY



VZ00014745



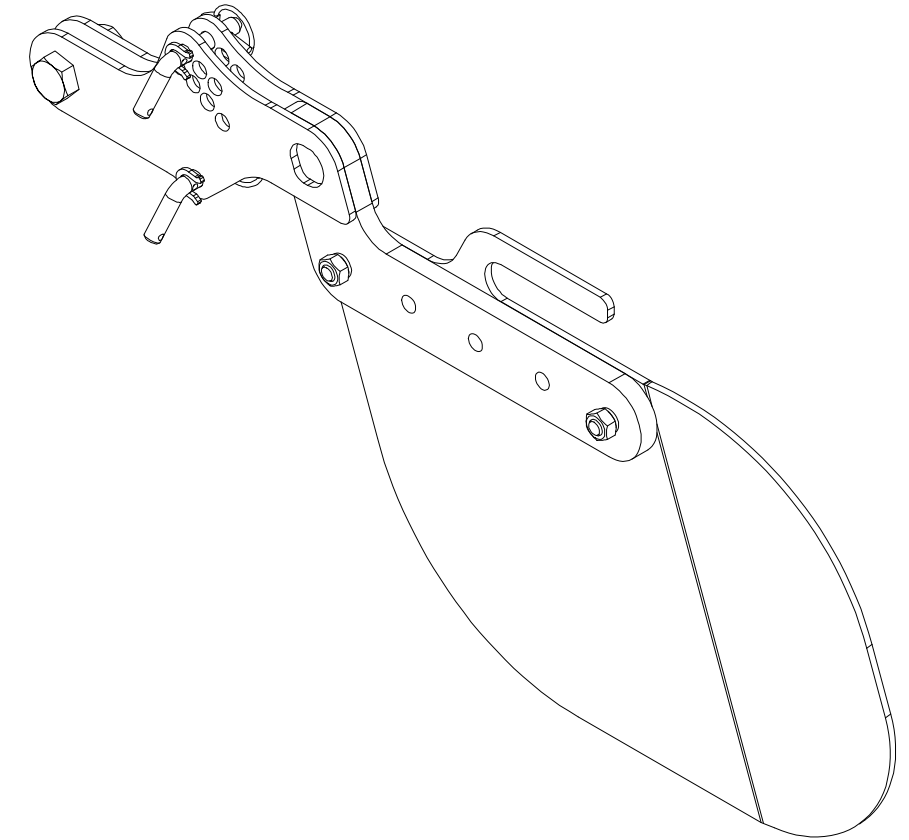
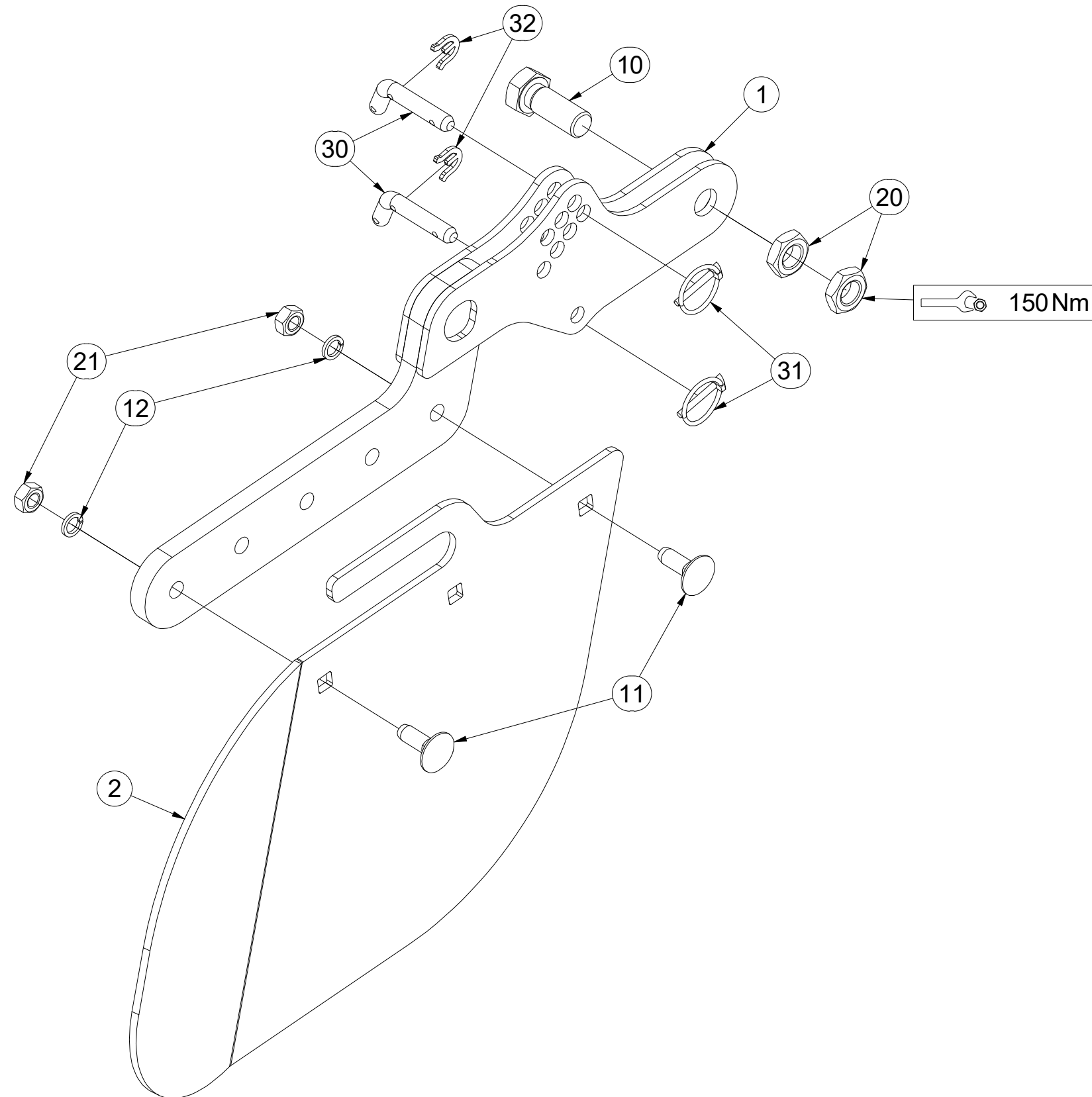
Pos.	Part Number	Pcs.
6	9004269	20
34	3008374	11

- Ⓒ DEFLEKTOR LEVÝ
- Ⓓ DEFLEKTOR, LINKER
- Ⓕ DÉFLECTEUR GAUCHE

- Ⓖ DEFLECTOR LEFT
- Ⓡ ДЕФЛЕКТОР ЛЕВЫЙ
- Ⓟ DEFLEKTOR LEWY



3011705



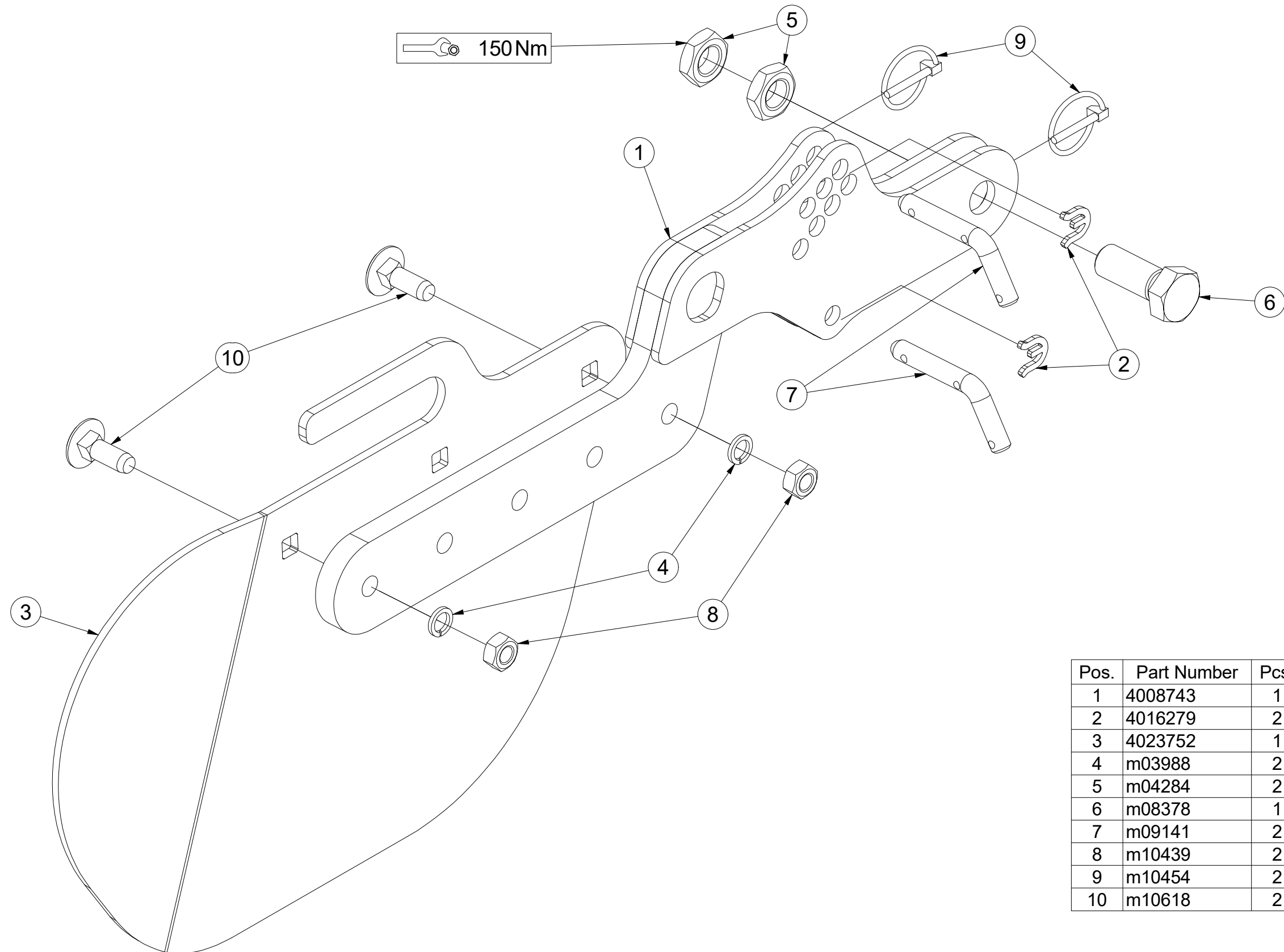
Pos.	Part Number	Pcs.
1	4008743	1
2	4023748	1
10	m08378	1
11	m10618	2
12	m03988	2
20	m04284	2
21	m10439	2
30	m09141	2
31	m10454	2
32	4016279	2

CZ DEFLEKTOR PRAVÝ
 D DEFLEKTOR, RECHTER
 F DÉFLECTEUR DROIT

GB DEFLECTOR RIGHT
 RU ДЕФЛЕКТОР ПРАВЫЙ
 PL DEFLEKTOR PRAWY



3011707



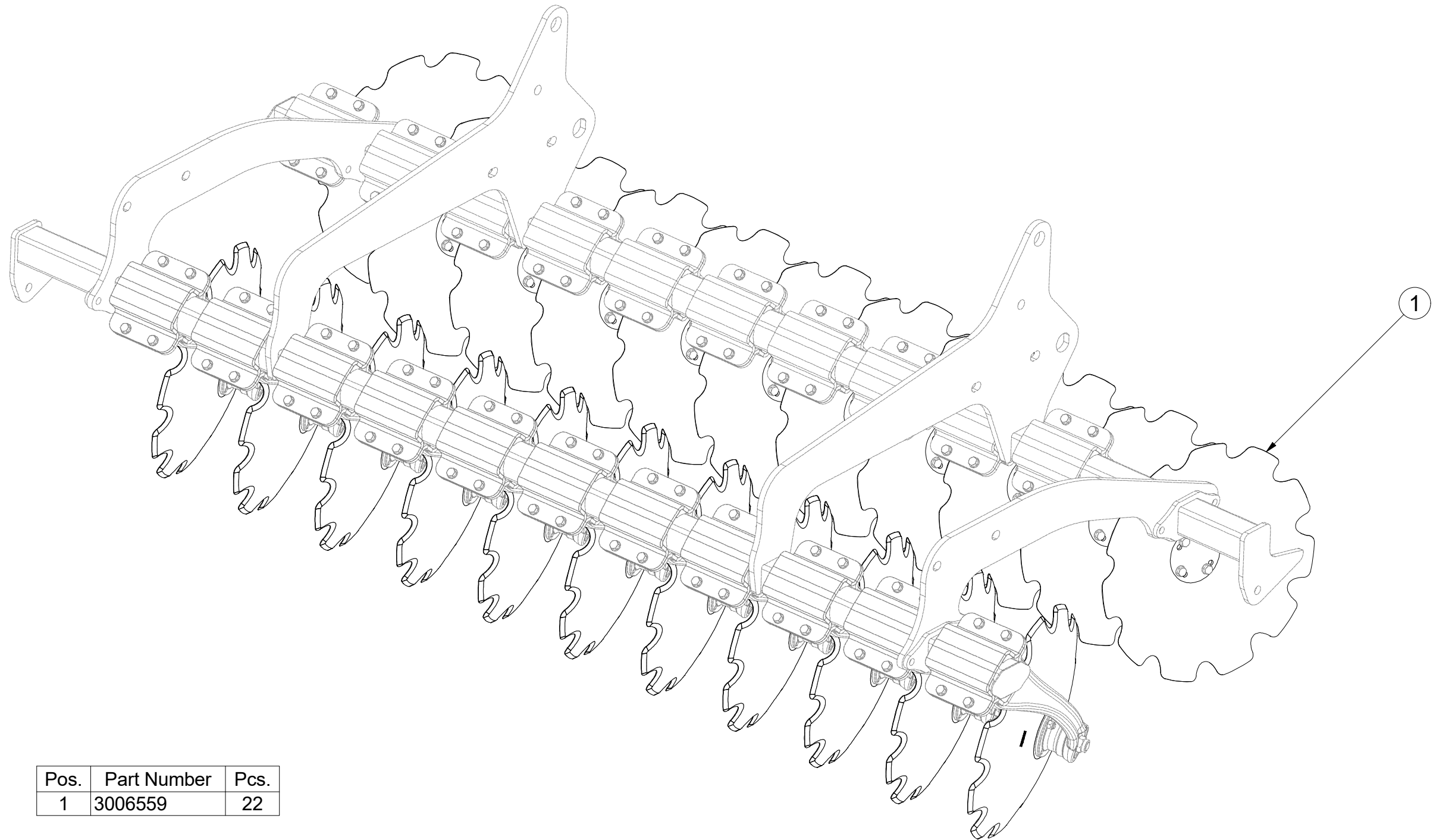
Pos.	Part Number	Pcs.
1	4008743	1
2	4016279	2
3	4023752	1
4	m03988	2
5	m04284	2
6	m08378	1
7	m09141	2
8	m10439	2
9	m10454	2
10	m10618	2

Ⓒ SADA DISKŮ
Ⓓ SCHEIBENSATZ
Ⓕ KIT DE DISQUES

Ⓖ DISC SET
Ⓡ КОМПЛЕКТ ДИСКОВ
Ⓟ ZESTAW TALERZY



VZ00015137



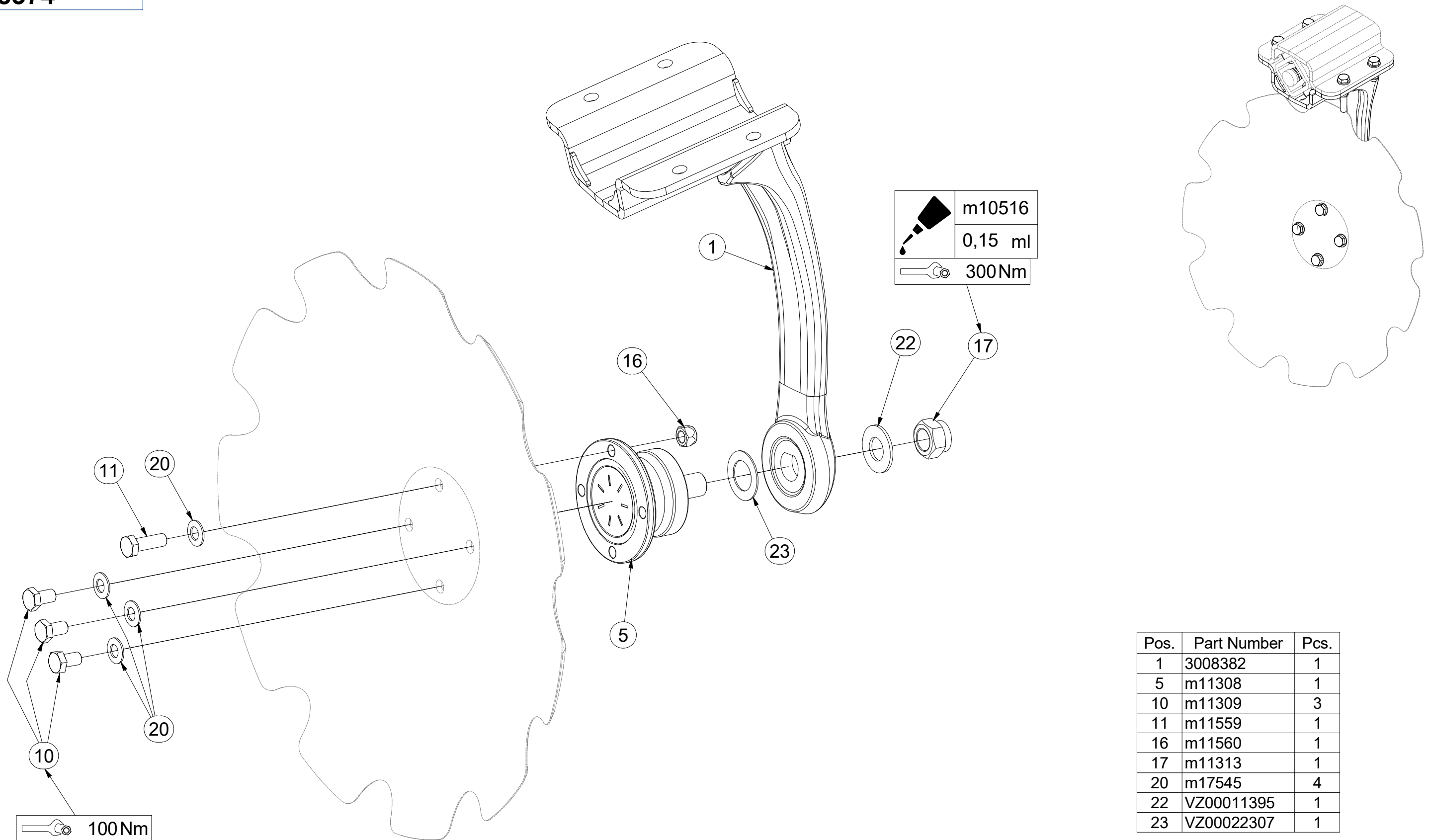
Pos.	Part Number	Pcs.
1	3006559	22

CZ PŘEDNÍ DISK
 D SCHEIBE, VORDERE
 F DISQUE AVANT

GB FRONT DISC
 RU ДИСК ПЕРЕДНИЙ
 PL TALERZ PRZEDNI



3008374



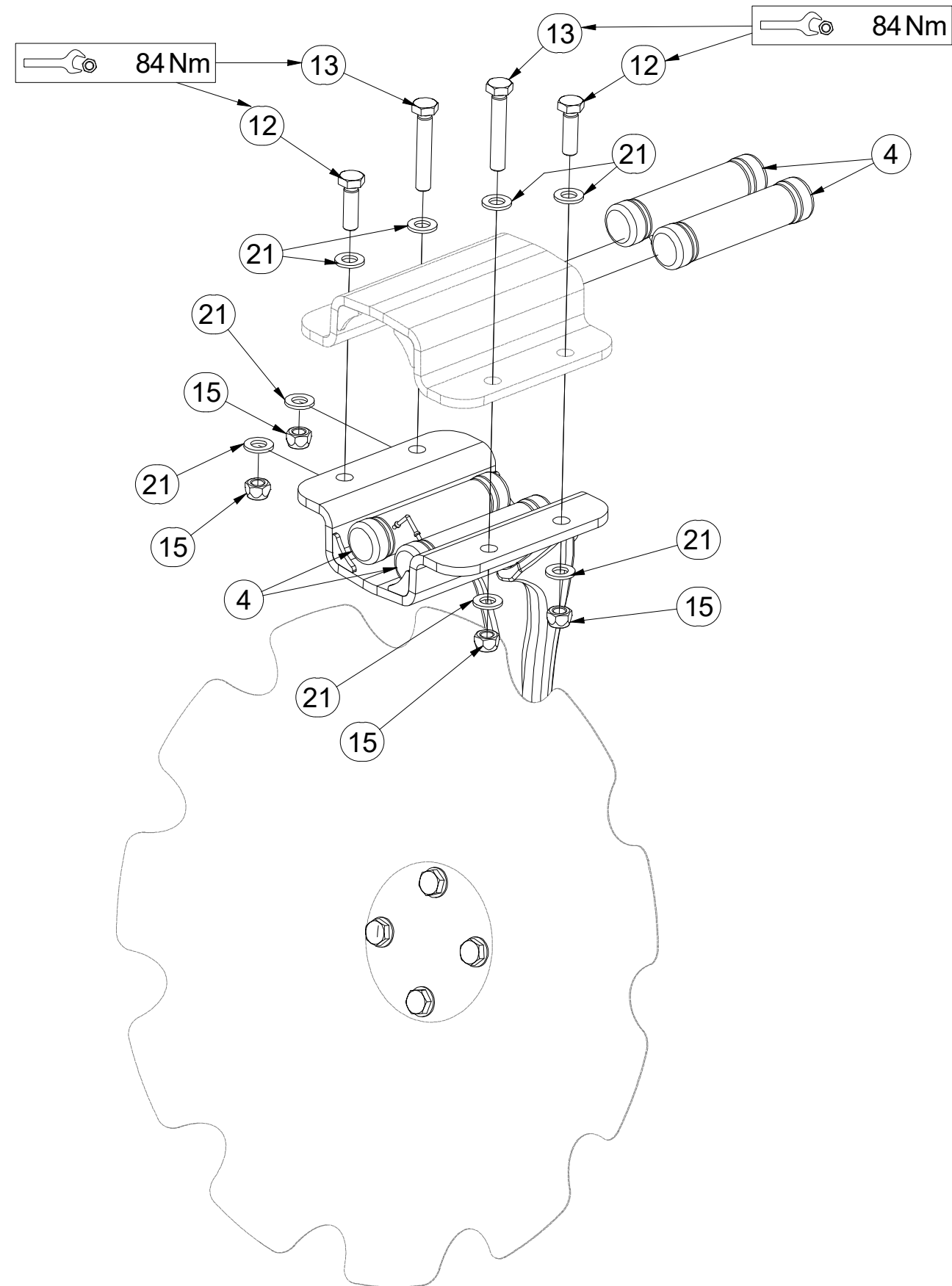
Pos.	Part Number	Pcs.
1	3008382	1
5	m11308	1
10	m11309	3
11	m11559	1
16	m11560	1
17	m11313	1
20	m17545	4
22	VZ00011395	1
23	VZ00022307	1

CZ PŘEDNÍ DISK
 D SCHEIBE, VORDERE
 F DISQUE AVANT

GB FRONT DISC
 RU ДИСК ПЕРЕДНИЙ
 PL TALERZ PRZEDNI



3008374



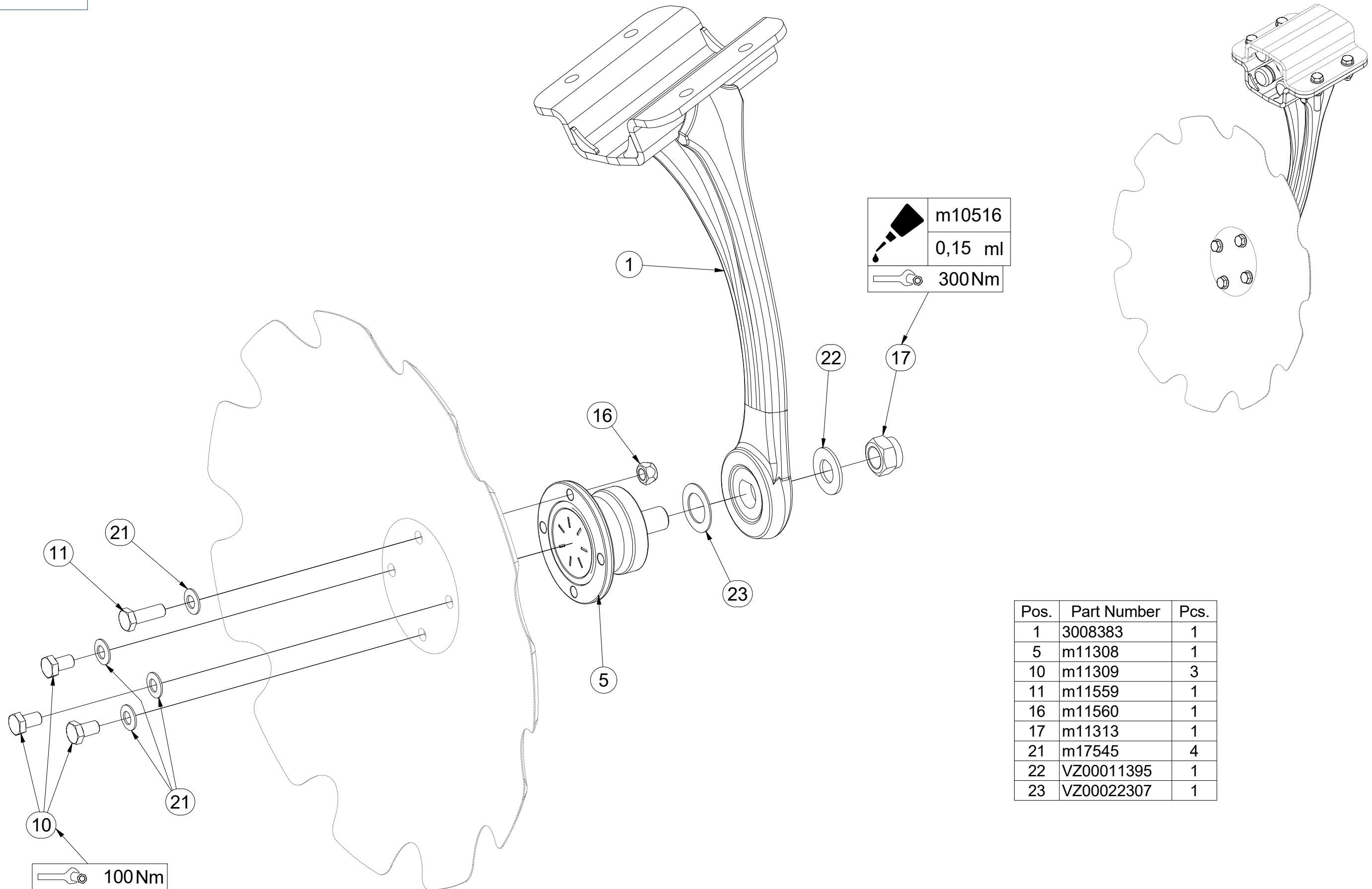
Pos.	Part Number	Pcs.
4	VZ00003901	4
12	m17657	2
13	m17653	2
15	m12134	4
21	m17741	8

CZ ZADNÍ DISK
 D SCHEIBE, HINTERE
 F DISQUE ARRIÈRE

GB REAR DISC
 RU ДИСК ЗАДНИЙ
 PL TALERZ TYLNY



3008375



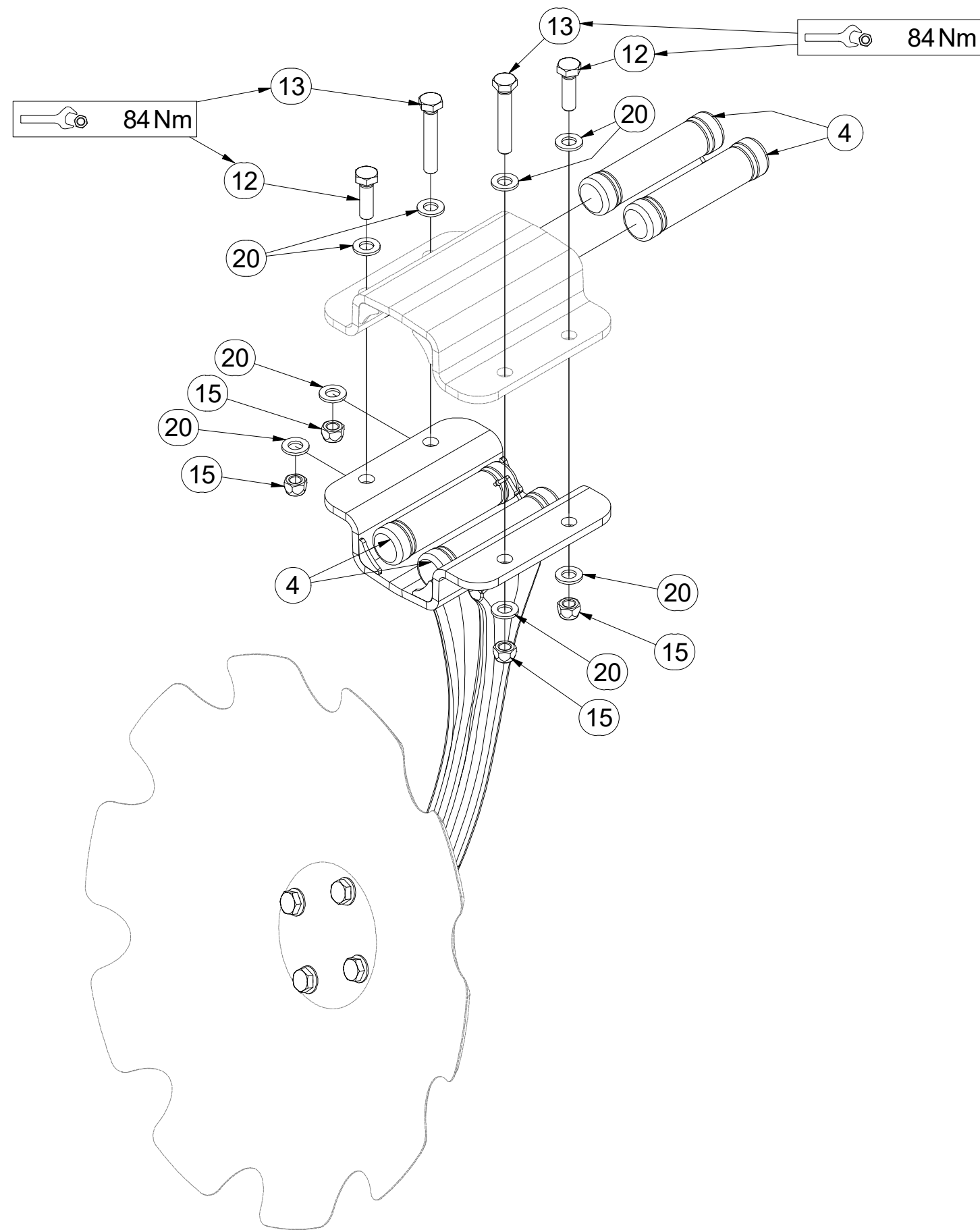
Pos.	Part Number	Pcs.
1	3008383	1
5	m11308	1
10	m11309	3
11	m11559	1
16	m11560	1
17	m11313	1
21	m17545	4
22	VZ00011395	1
23	VZ00022307	1

CZ ZADNÍ DISK
 D SCHEIBE, HINTERE
 F DISQUE ARRIÈRE

GB REAR DISC
 RU ДИСК ЗАДНИЙ
 PL TALERZ TYLNY



3008375



Pos.	Part Number	Pcs.
4	VZ00003901	4
12	m17657	2
13	m17653	2
15	m12134	4
20	m17741	8

Ⓒ ZADNÍ DVOUDISK

Ⓓ DUPLEXSCHEIBE, HINTERE

Ⓕ ARRIÈRE DISQUE DOUBLE

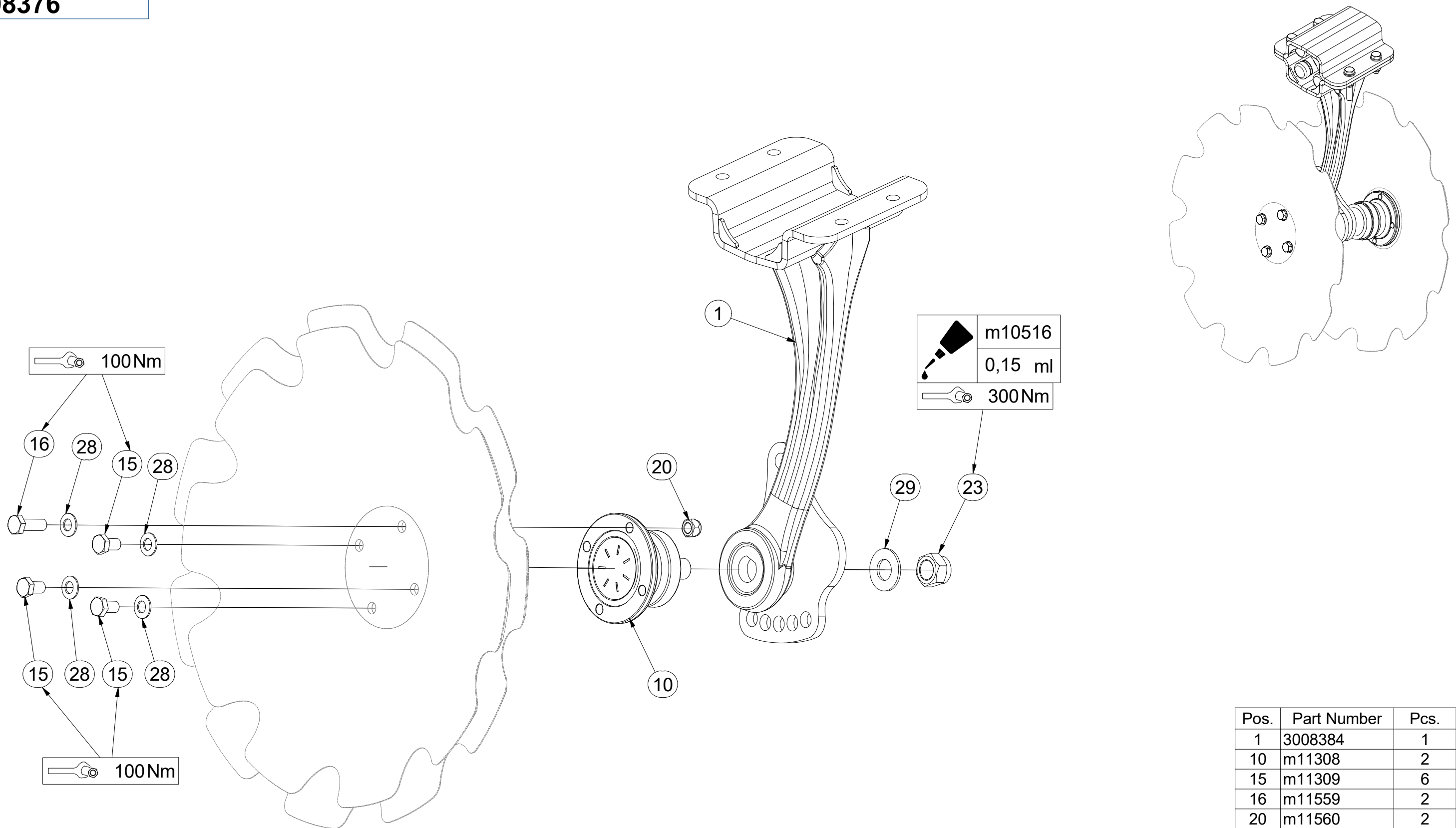
Ⓖ REAR TWIN DISC

Ⓡ ДВОЙНОЙ ДИСК ЗАДНИЙ

Ⓟ TALERZ PODWÓJNY TYLNY



3008376



Pos.	Part Number	Pcs.
1	3008384	1
10	m11308	2
15	m11309	6
16	m11559	2
20	m11560	2
23	m11313	2
28	m17545	8
29	VZ00011395	2
50	m10516	0,30 ml

Ⓒ ZADNÍ DVOUDISK

Ⓓ DUPLEXSCHEIBE, HINTERE

Ⓕ ARRIÈRE DISQUE DOUBLE

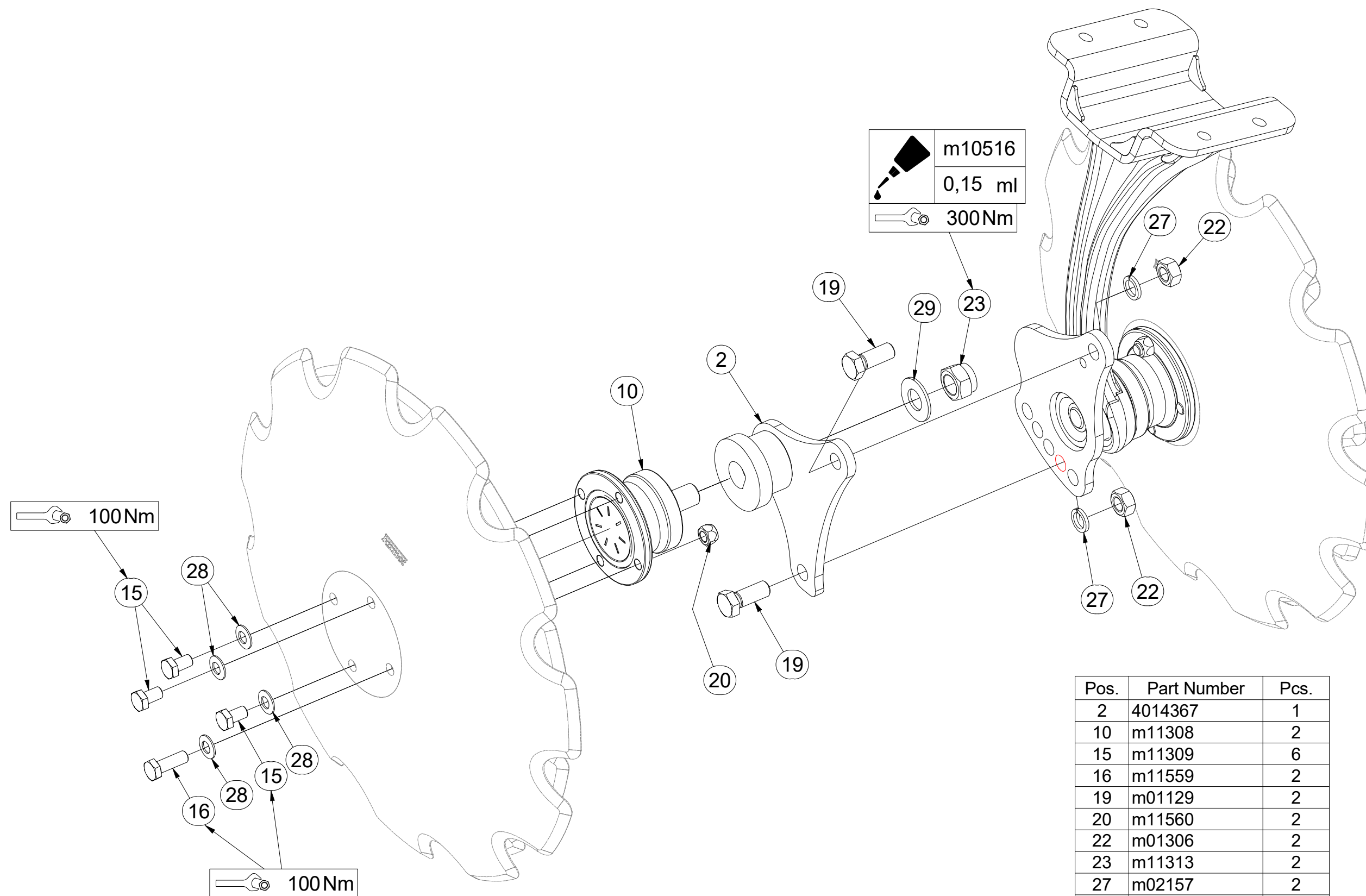
Ⓒ REAR TWIN DISC

Ⓓ ДВОЙНОЙ ДИСК ЗАДНИЙ

Ⓕ TALERZ PODWÓJNY TYLNY



3008376



Pos.	Part Number	Pcs.
2	4014367	1
10	m11308	2
15	m11309	6
16	m11559	2
19	m01129	2
20	m11560	2
22	m01306	2
23	m11313	2
27	m02157	2
28	m17545	8
29	VZ00011395	2
50	m10516	0,30 ml

ⒸZ ZADNÍ DVOUDISK

Ⓓ DUPLEXSCHEIBE, HINTERE

Ⓕ ARRIÈRE DISQUE DOUBLE

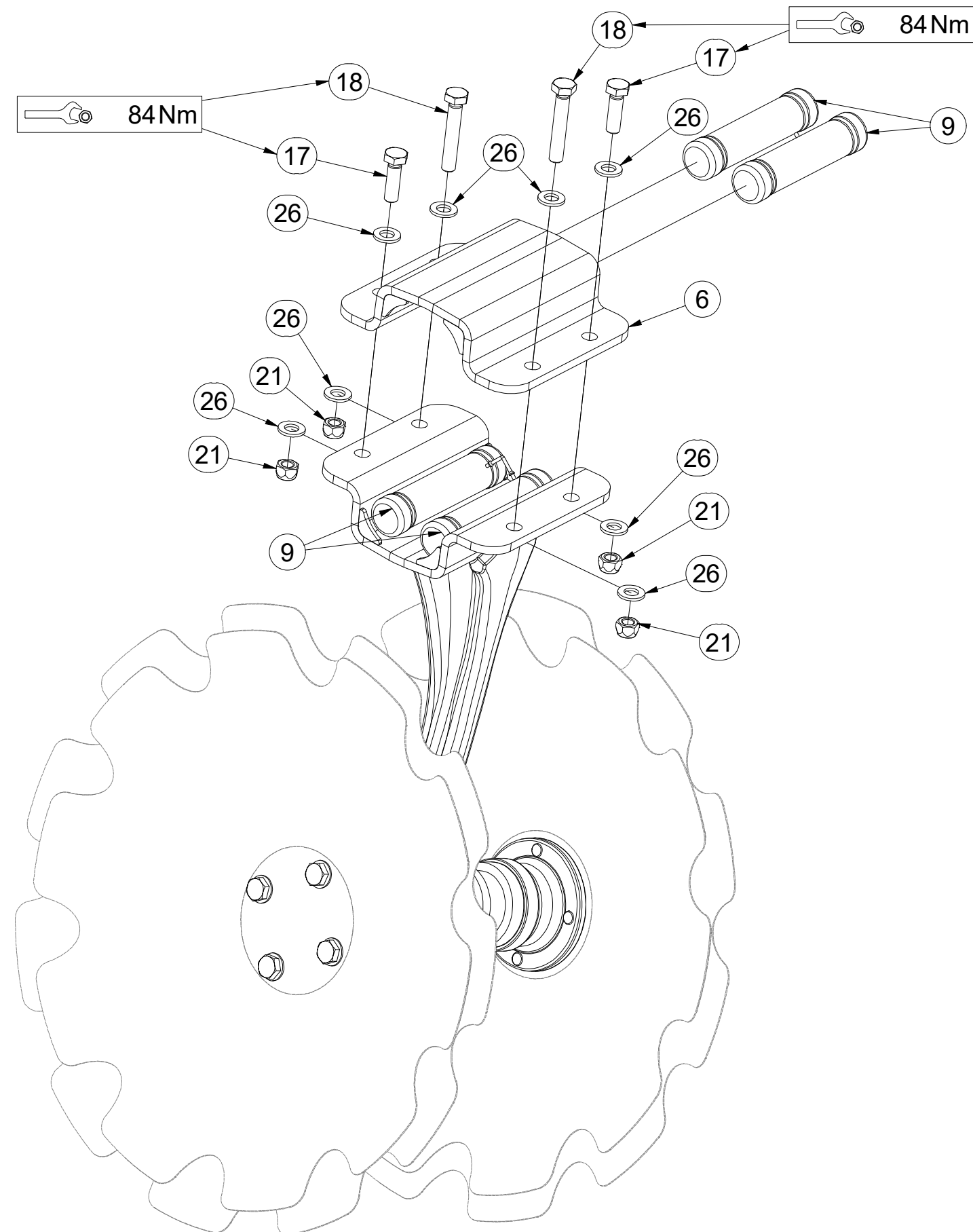
ⒸB REAR TWIN DISC

ⒸU ДВОЙНОЙ ДИСК ЗАДНИЙ

ⒸL TALERZ PODWÓJNY TYLNY



3008376



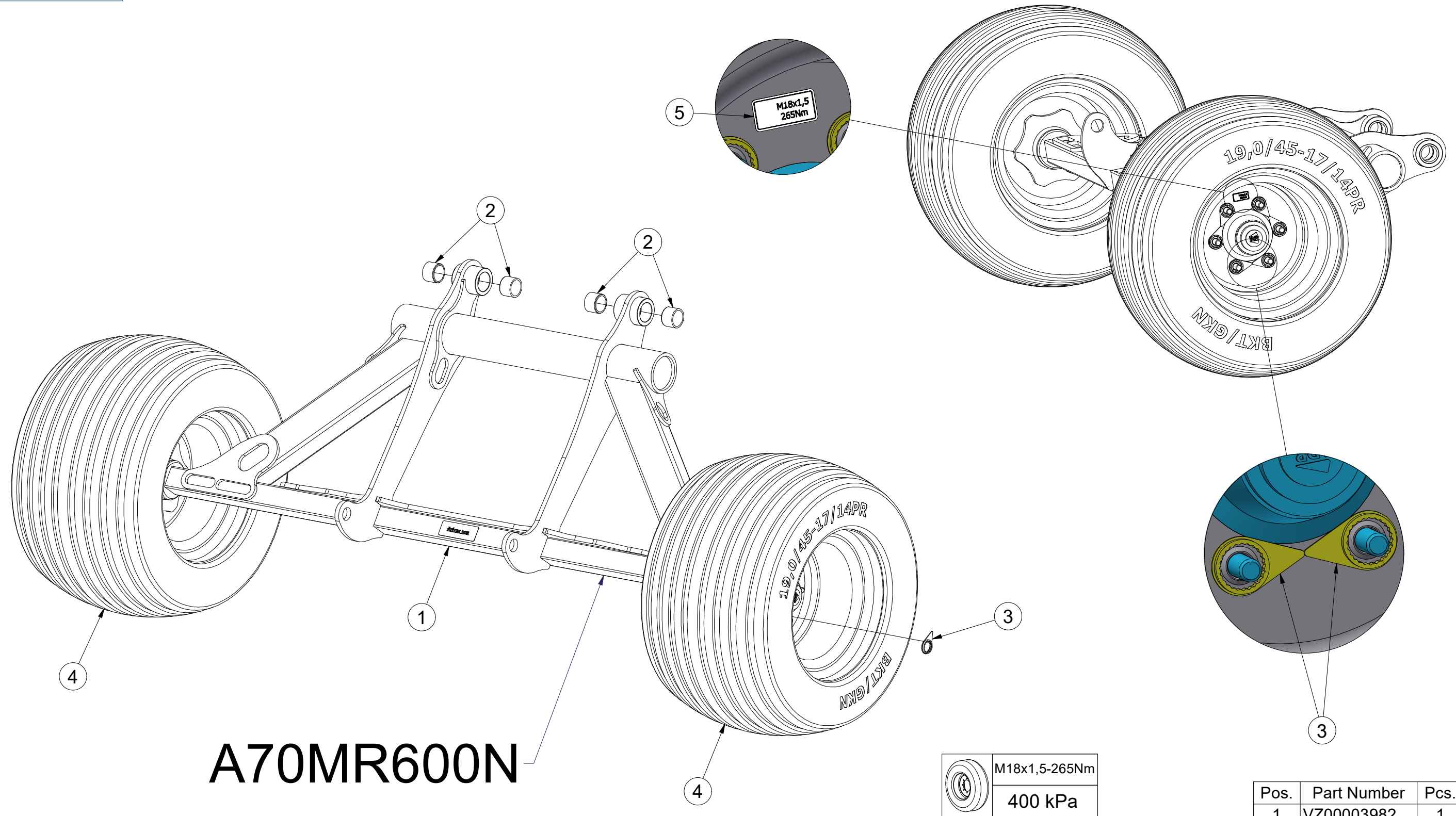
Pos.	Part Number	Pcs.
6	9004269	1
9	VZ00003901	4
17	m17657	2
18	m17653	2
21	m12134	4
26	m17741	8

- Ⓒ SADA NÁPRAVY
- Ⓓ SATZ AUFHÄNGUNG
- Ⓕ KIT DE L'ESSIEU

- Ⓖ AXLE SET
- Ⓡ КОМПЛЕКТ ОСИ КОЛЁС
- Ⓟ ZESTAW OSI



VZ00005089



A70MR600N

Pos.	Part Number	Pcs.
1	VZ00003982	1
2	VZ00005150	4
3	m19659	12
4	m19870	2
5	m19732	2

Ⓒ NÁPRAVA

Ⓓ ACHSE

Ⓕ ESSIEU

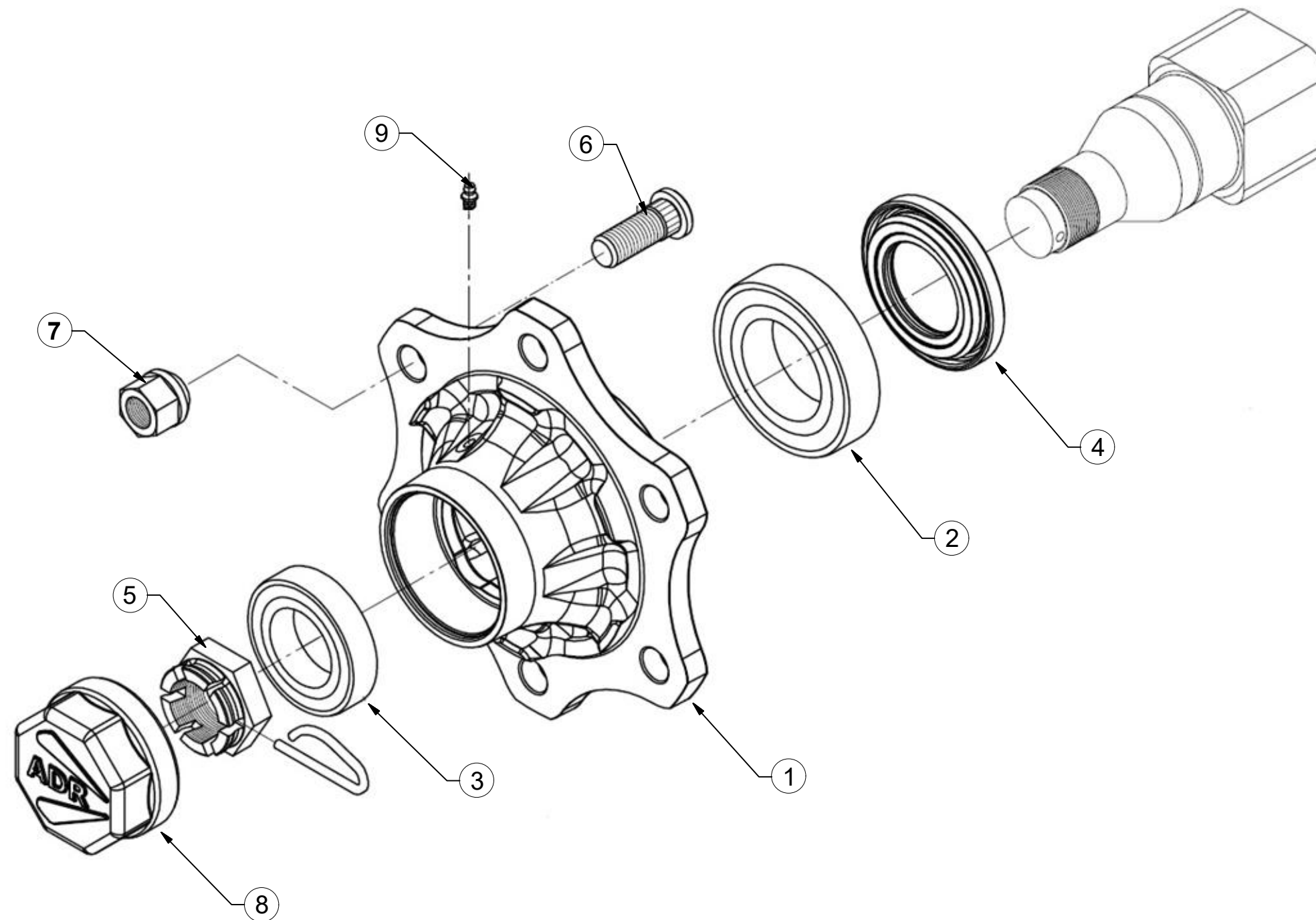
Ⓖ AXLE

Ⓡ OCB

Ⓟ OS



A70MR06



Pos	Part Number	Pcs.
1	m19667	2
2	m08194	2
3	m07152	2
4	m14924	2
5	m08169	2
6	m08148	12
7	m08163	12
8	m19668	2
9	m05698	2

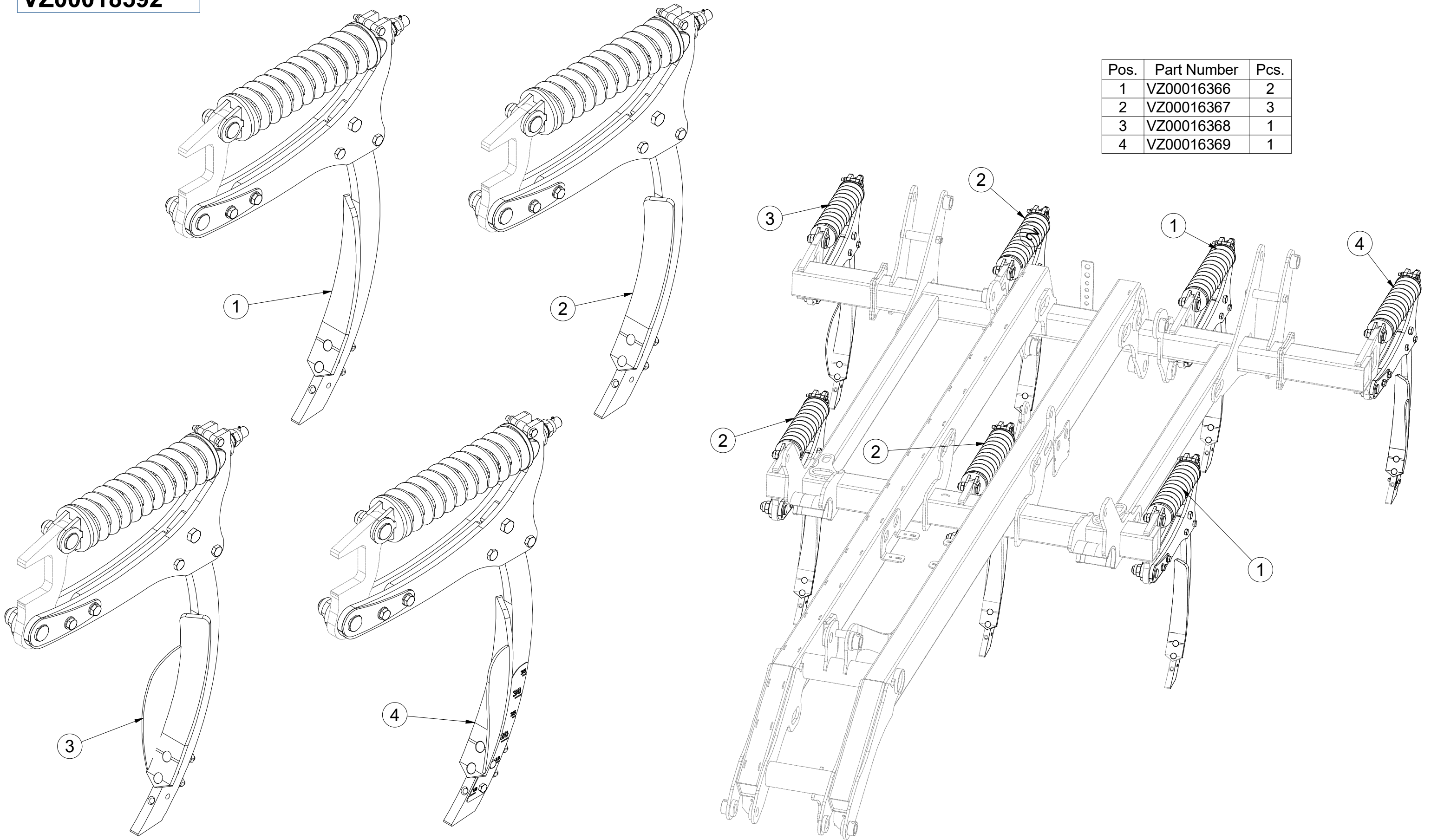
CZ SADA JIŠTĚNÍ
 D SICHERUNGSSATZ
 F KIT DE PROTECTION

GB SET OF PROTECTION
 RU КОМПЛЕКТ ПРЕДОХРАНЕНИЕ
 PL ZESTAW ZABEZPIECZENIE



VZ00018592

Pos.	Part Number	Pcs.
1	VZ00016366	2
2	VZ00016367	3
3	VZ00016368	1
4	VZ00016369	1

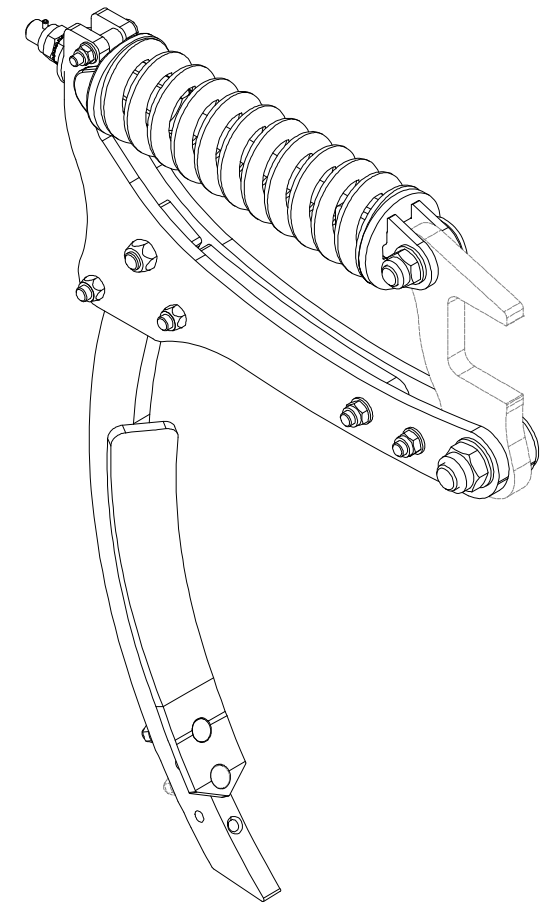
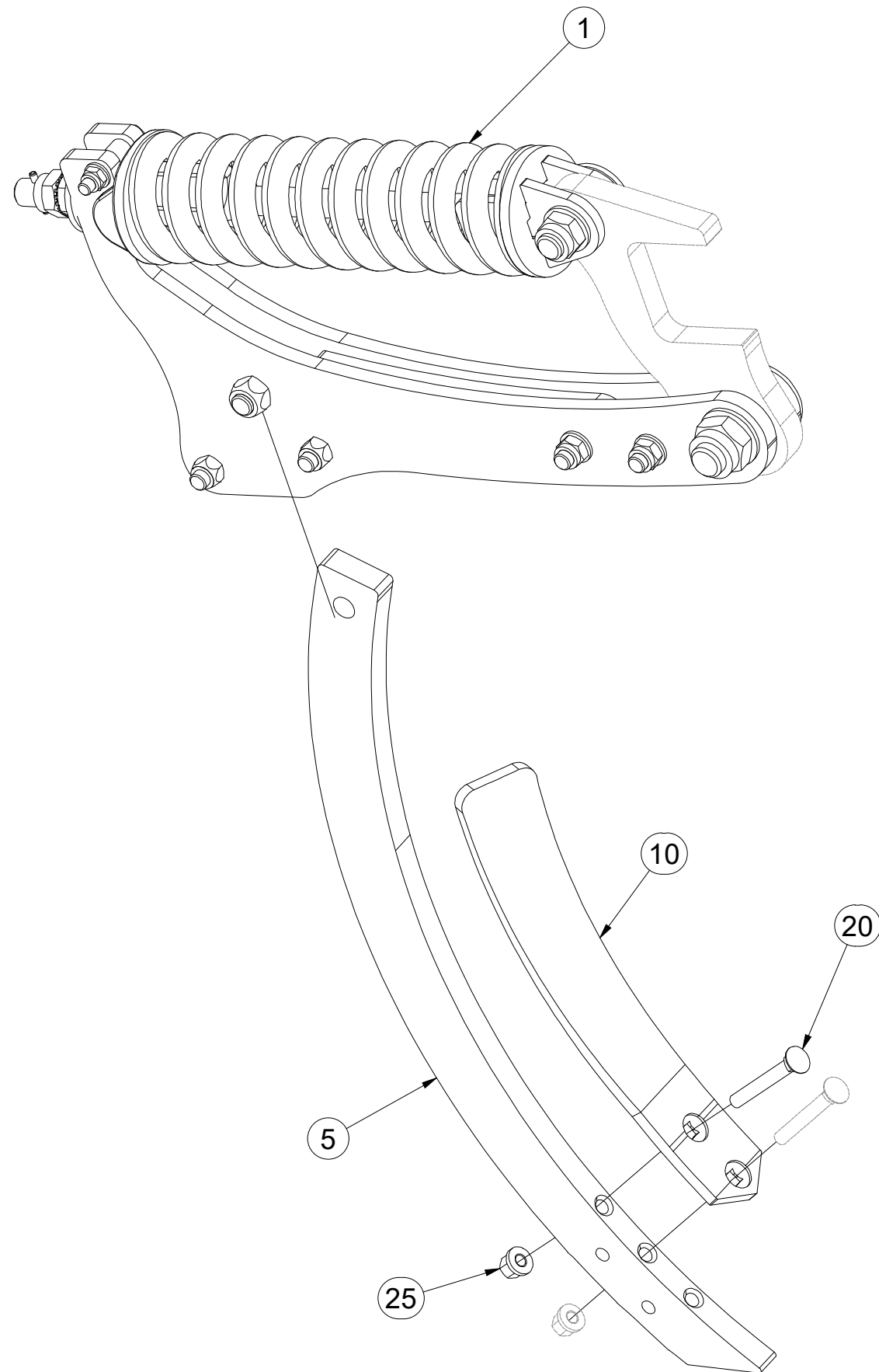


CZ JIŠTĚNÍ LEVÉ
 D SICHERUNG LINKE
 F PROTECTION GAUCHE

GB LEFT PROTECTION
 RU ПРЕДОХРАНЕНИЕ ЛЕВОЕ
 PL ZABEZPIECZENIE LEWE



VZ00016366



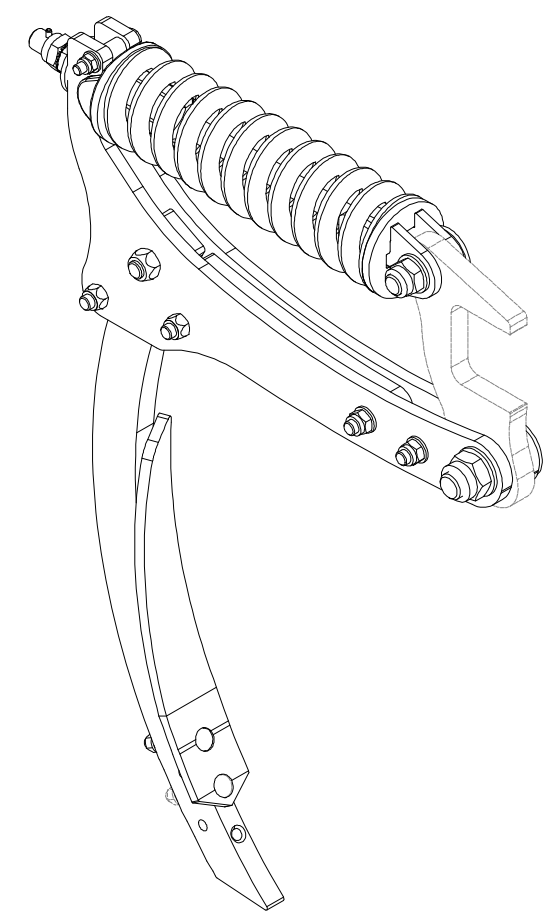
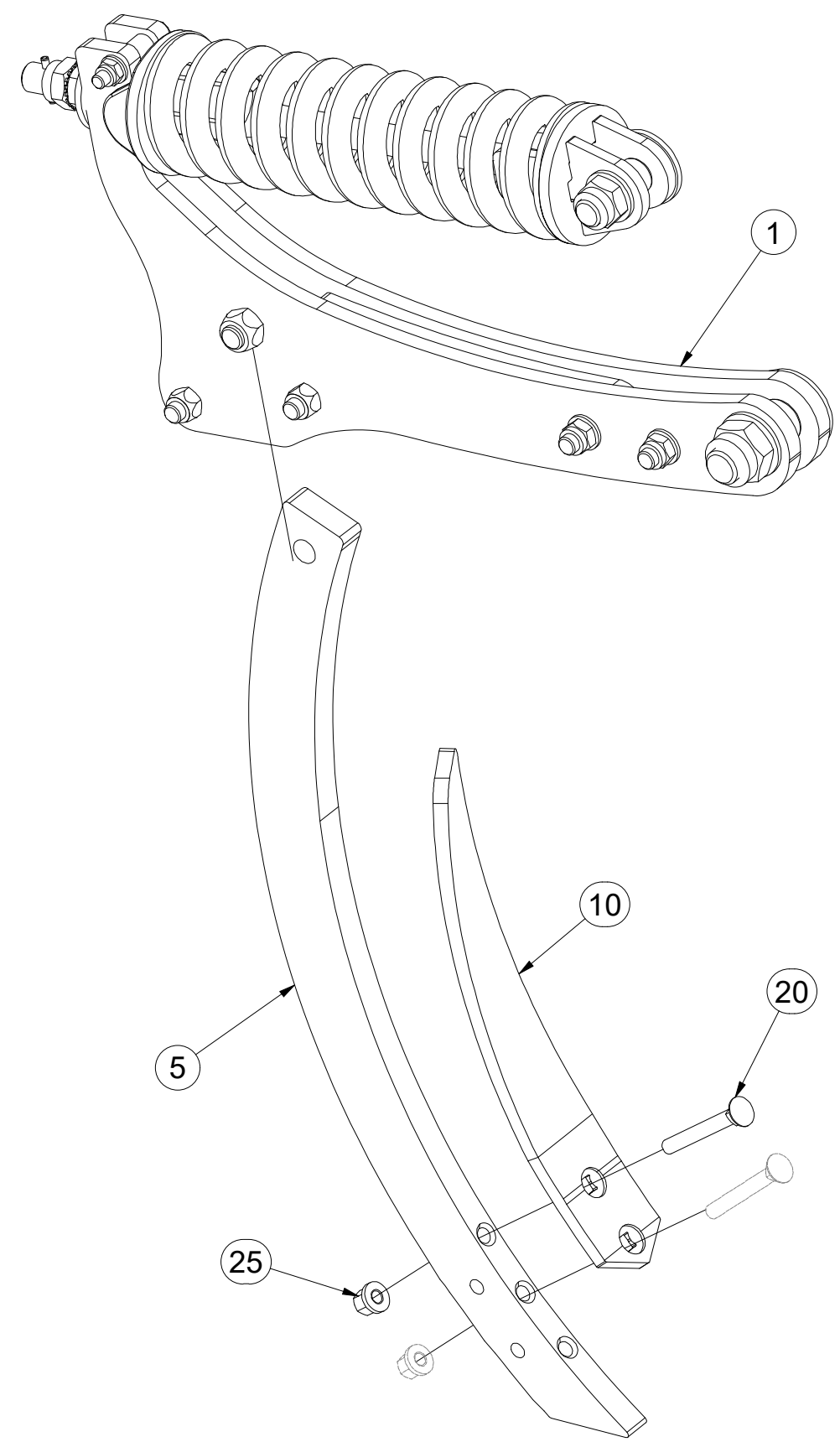
Pos.	Part Number	Pcs.
1	VZ00016365	1
5	VZ00011920	1
10	3002395	1
20	m12040	1
25	m21201	1

CZ JIŠTĚNÍ PRAVÉ
 D SICHERUNG RECHTE
 F PROTECTION DROITE

GB RIGHT PROTECTION
 RU ПРЕДОХРАНЕНИЕ ПРАВОЕ
 PL ZABEZPIECZENIE PRAWO



VZ00016367



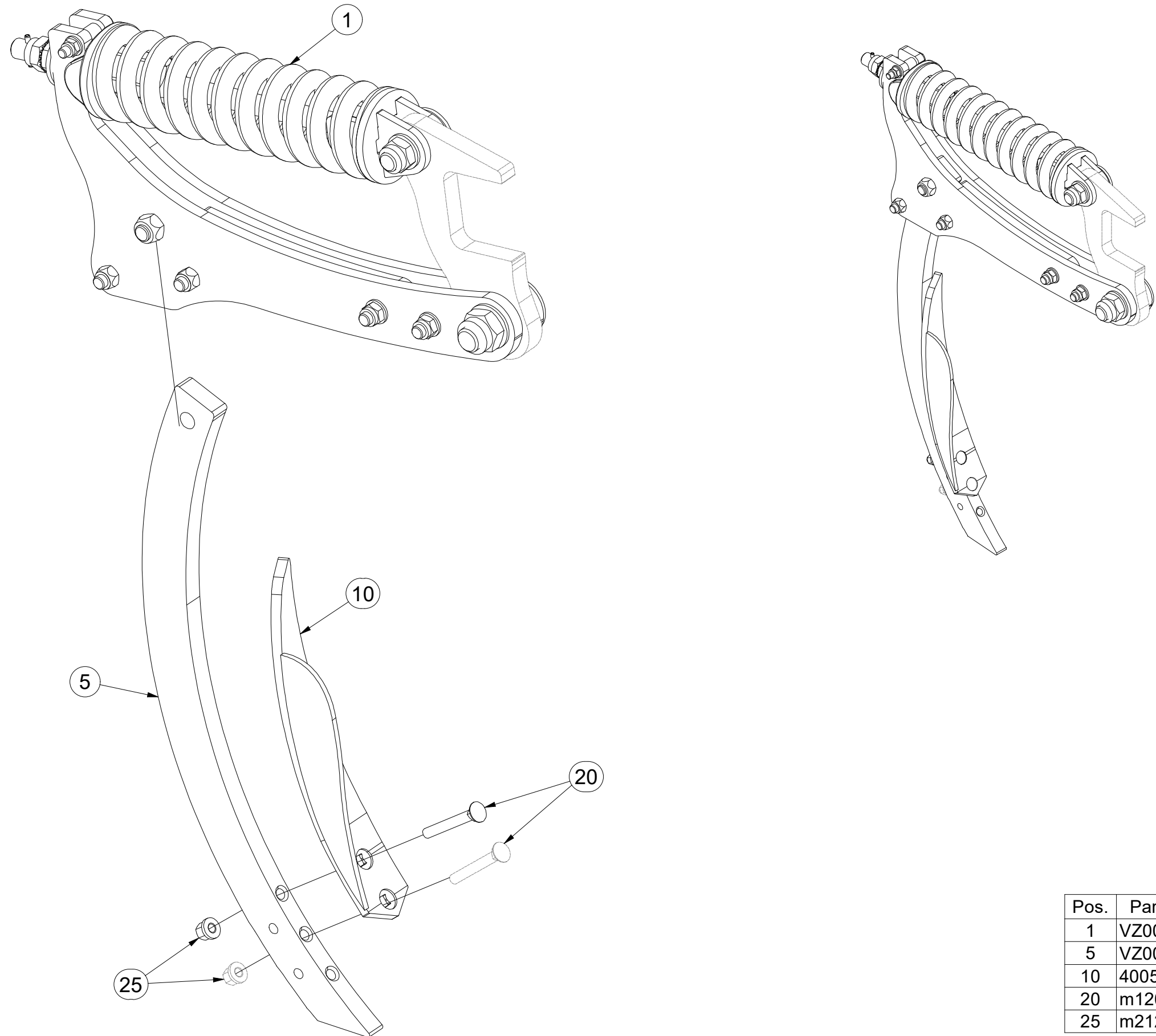
Pos.	Part Number	Pcs.
1	VZ00016365	1
5	VZ00011920	1
10	3002396	1
20	m12040	1
25	m21201	1

CZ JIŠTĚNÍ PRAVÉ - DEFLEKTOR
 D SICHERUNG RECHTE - DEFLEKTOR
 F PROTECTION DROITE - DÉFLECTEUR

GB RIGHT PROTECTION - DEFLECTOR
 RU ПРЕДОХРАНЕНИЕ ПРАВОЕ - ДЕФЛЕКТОР
 PL ZABEZPIECZENIE PRAWO - DEFLEKTOR



VZ00016368



Pos.	Part Number	Pcs.
1	VZ00016365	1
5	VZ00011920	1
10	4005379	1
20	m12040	1
25	m21201	1

ⒸZ JIŠTĚNÍ LEVÉ-DEFLEKTOR

Ⓓ SICHERUNG LINKE - DEFLEKTOR

Ⓕ PROTECTION GAUCHE - DÉFLECTEUR

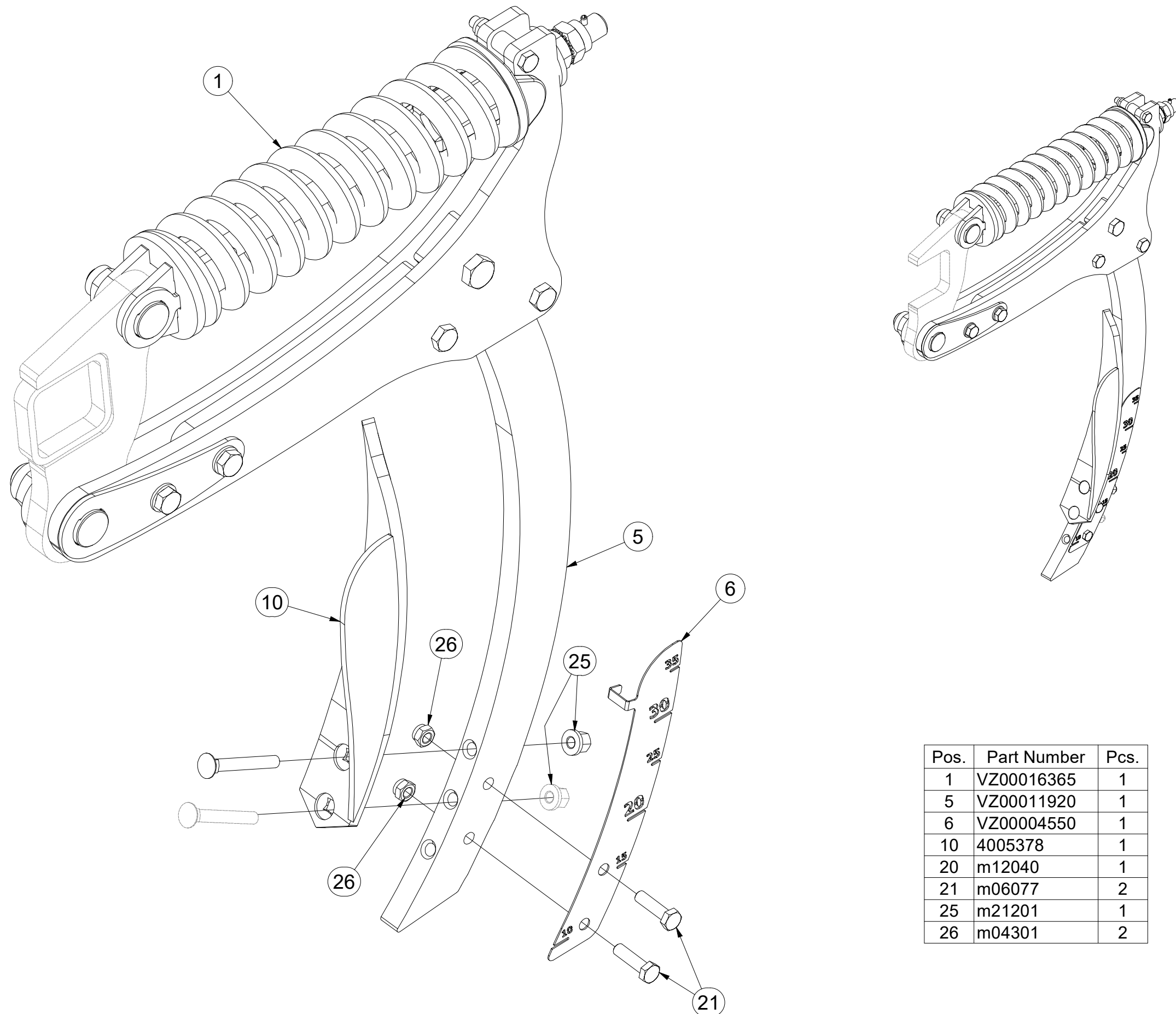
ⒸB LEFT PROTECTION - DEFLECTOR

ⒸR ПРЕДОХРАНЕНИЕ ЛЕВОЕ - ДЕФЛЕКТОР

ⒸL ZABEZPIECZENIE LEWE - DEFLEKTOR



VZ00016369



Pos.	Part Number	Pcs.
1	VZ00016365	1
5	VZ00011920	1
6	VZ00004550	1
10	4005378	1
20	m12040	1
21	m06077	2
25	m21201	1
26	m04301	2

ⒸZ JIŠTĚNÍ

Ⓓ SICHERUNG

Ⓕ PROTECTION

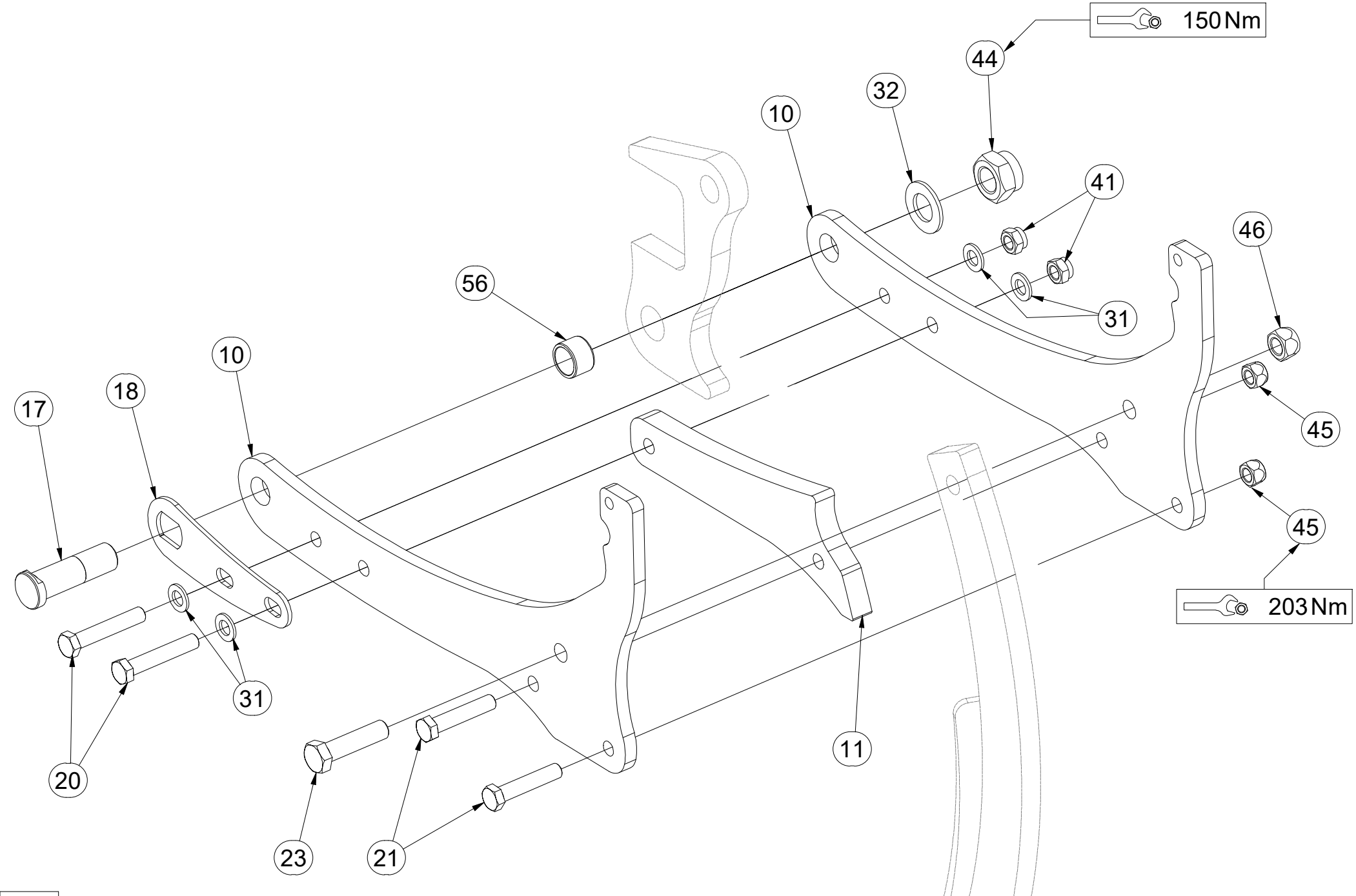
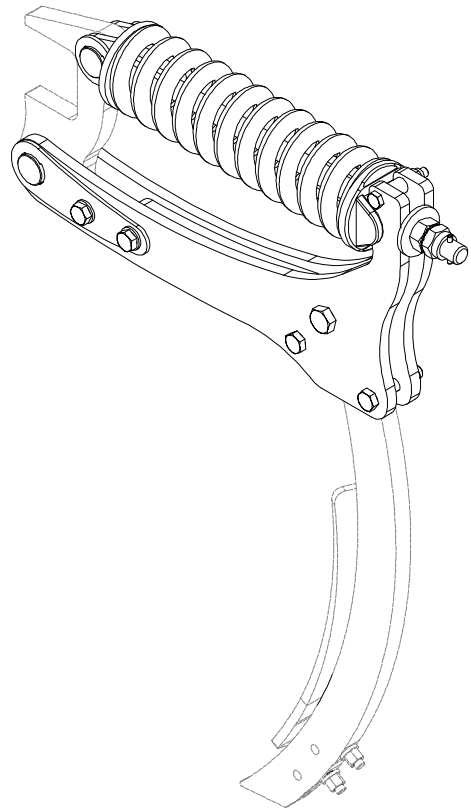
ⒼB PROTECTION

Ⓔ RU ПРЕДОХРАНЕНИЕ

ⒼL ZABEZPIECZENIE



VZ00016365



Pos.	Part Number	Pcs.	Pos.	Part Number	Pcs.
10	VZ00014042	2	31	m01219	4
11	VZ00008241	1	32	m02866	1
17	4003686	1	41	m03683	2
18	VZ00008648	1	44	m08036	1
20	m03215	2	45	m13846	2
21	m03767	2	46	m11169	1
23	m05647	1	56	m15982	1

ⒸZ JIŠTĚNÍ

Ⓓ SICHERUNG

Ⓕ PROTECTION

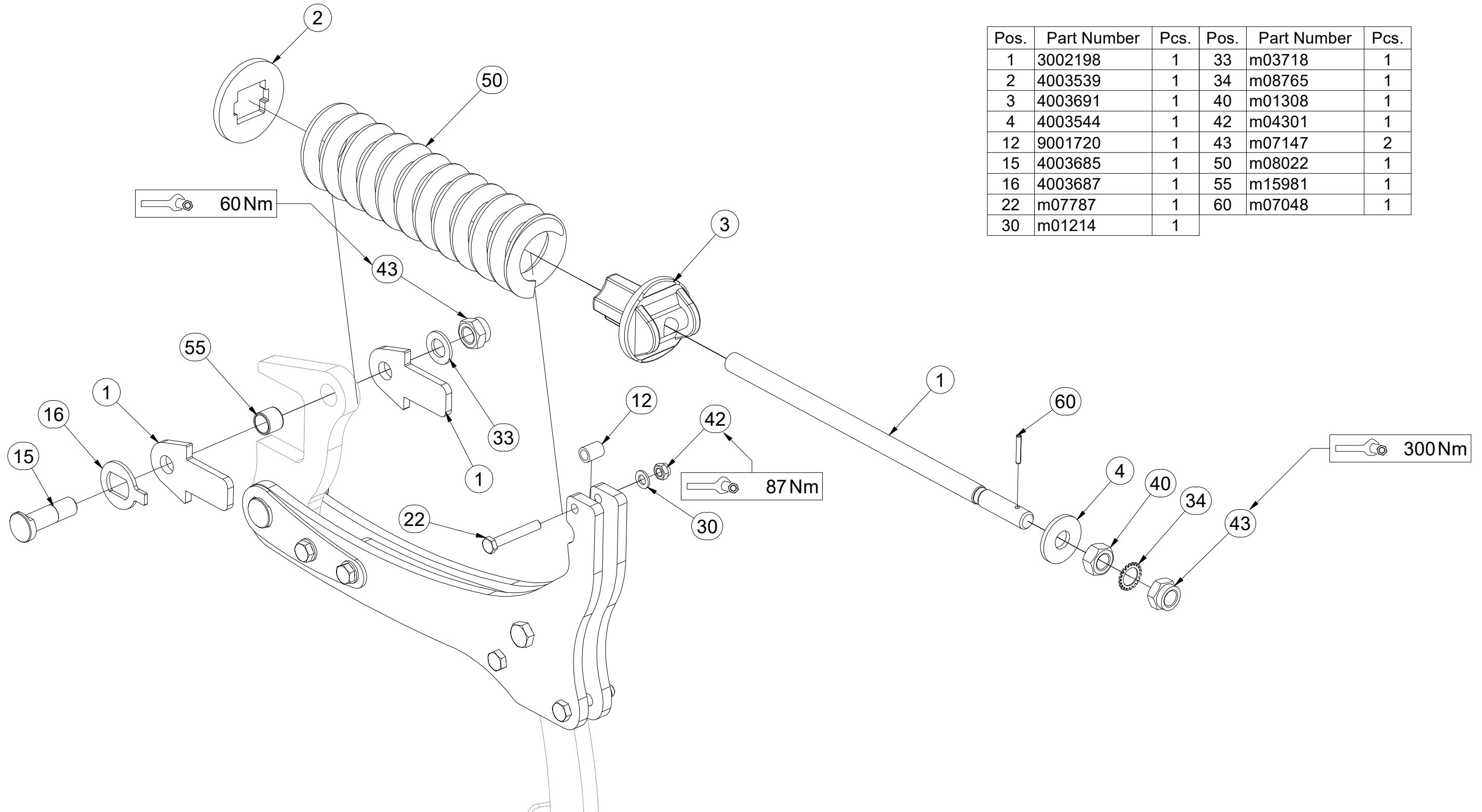
ⒼB PROTECTION

Ⓔ RU ПРЕДОХРАНЕНИЕ

Ⓗ PL ZABEZPIECZENIE



VZ00016365



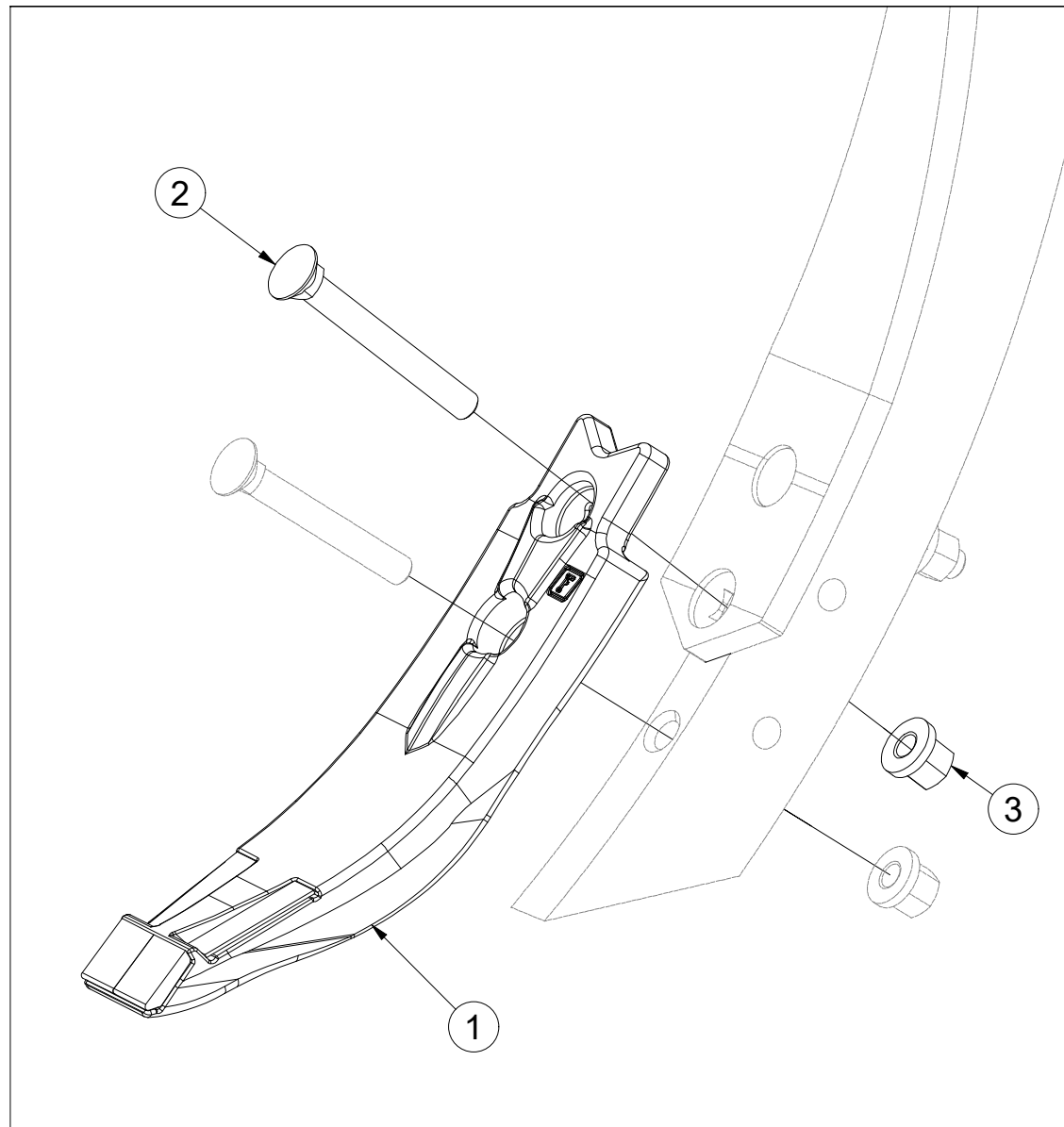
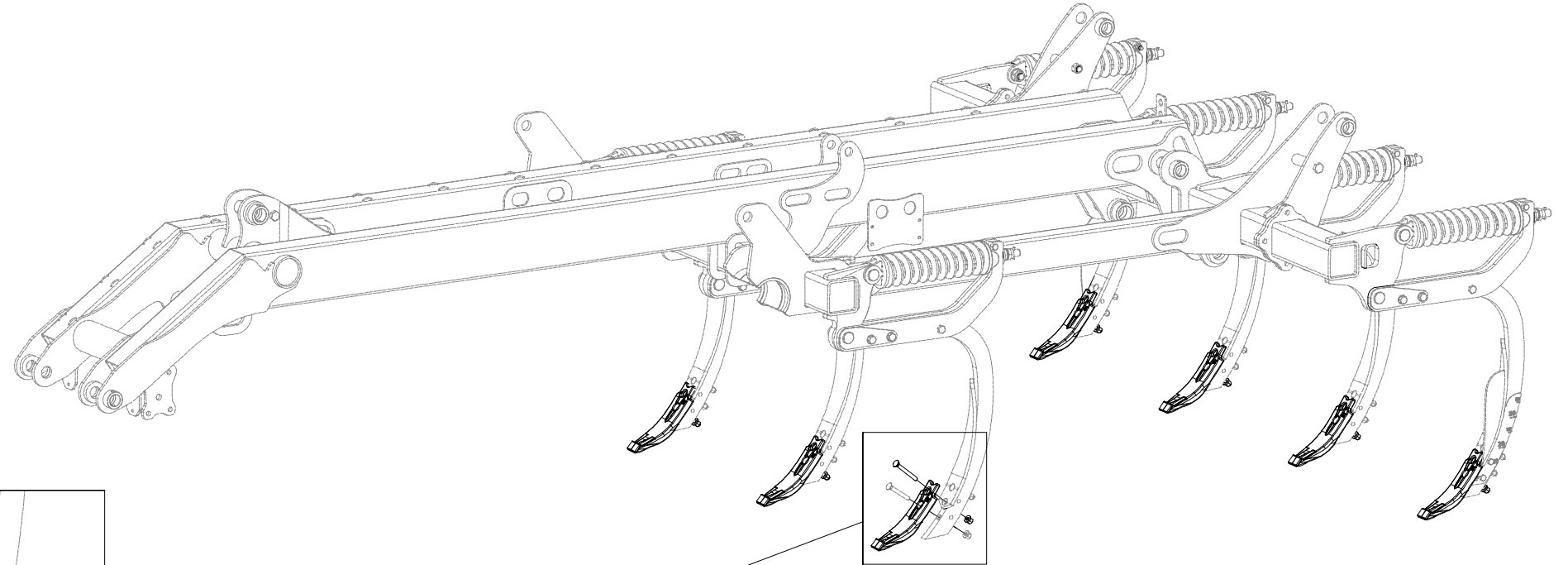
Pos.	Part Number	Pcs.	Pos.	Part Number	Pcs.
1	3002198	1	33	m03718	1
2	4003539	1	34	m08765	1
3	4003691	1	40	m01308	1
4	4003544	1	42	m04301	1
12	9001720	1	43	m07147	2
15	4003685	1	50	m08022	1
16	4003687	1	55	m15981	1
22	m07787	1	60	m07048	1
30	m01214	1			

CZ SADA DLÁT
 D MIESELSATZ
 F KIT DE CISEAU

GB SET OF CHISEL
 RU КОМПЛЕКТ ДОЛОТОВ
 PL ZESTAW DŁUTÓW



VZ00025724



Pos.	Part Number	Pcs.
1	VZ00013778	7
2	m22194	7
3	m21201	7

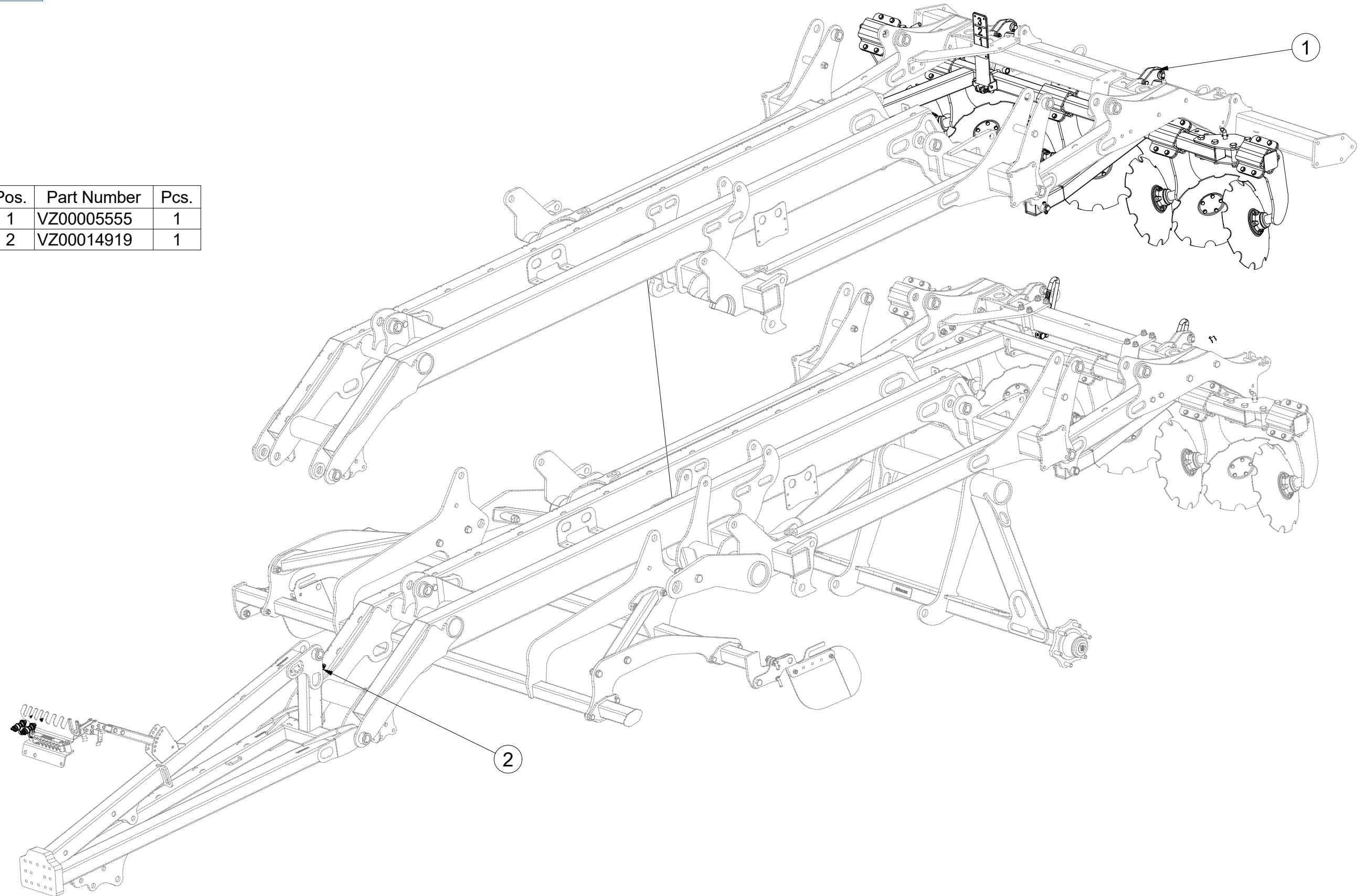
- Ⓒ SADA DISKŮ
- Ⓓ SCHEIBENSATZ
- Ⓕ KIT DE DISQUES

- Ⓖ DISC SET
- Ⓡ КОМПЛЕКТ ДИСКОВ
- Ⓟ ZESTAW TALERZY



VZ00014931

Pos.	Part Number	Pcs.
1	VZ00005555	1
2	VZ00014919	1

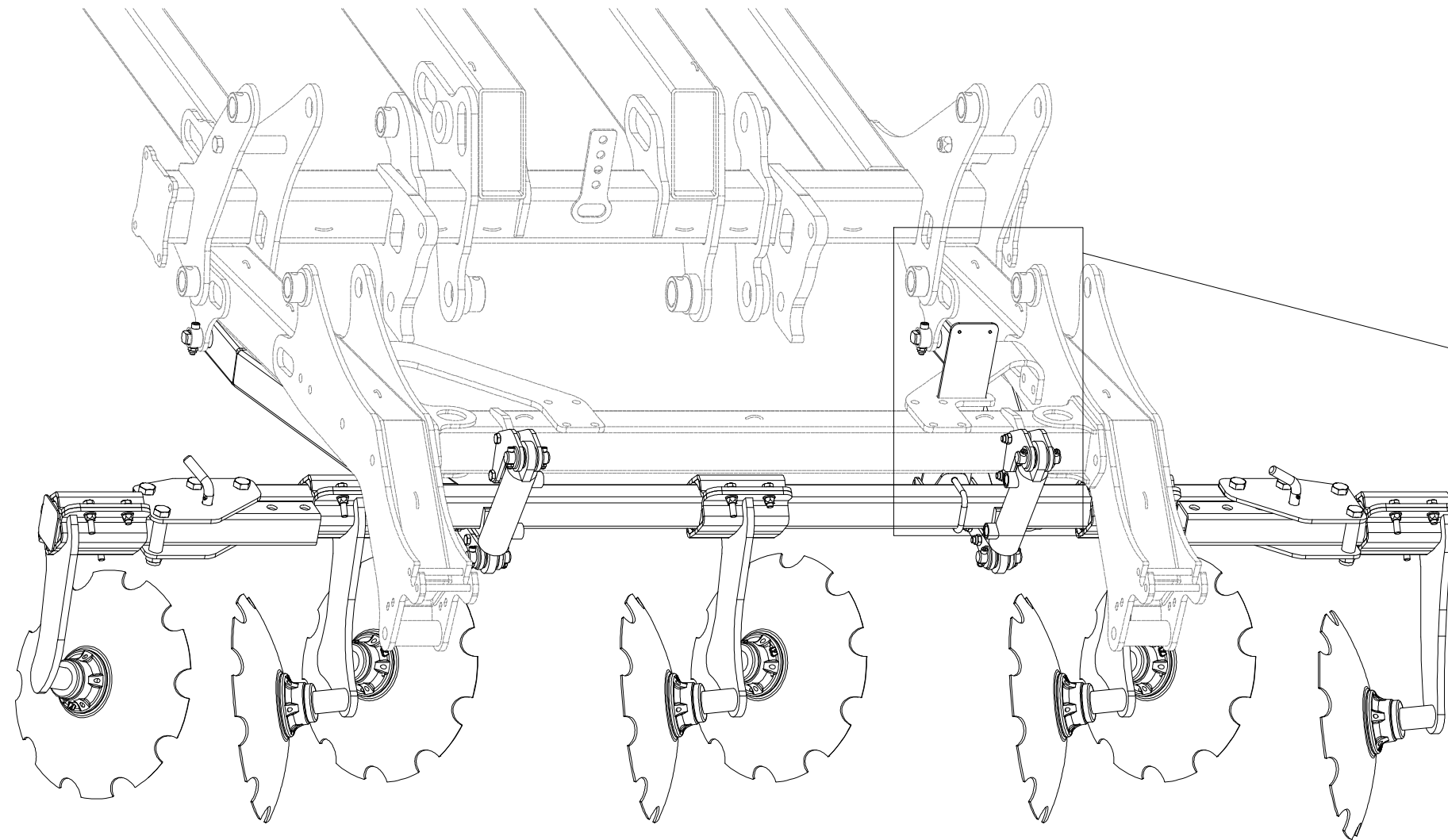


CZ SADA DISKŮ
 D SCHEIBENSATZ
 F KIT DE DISQUES

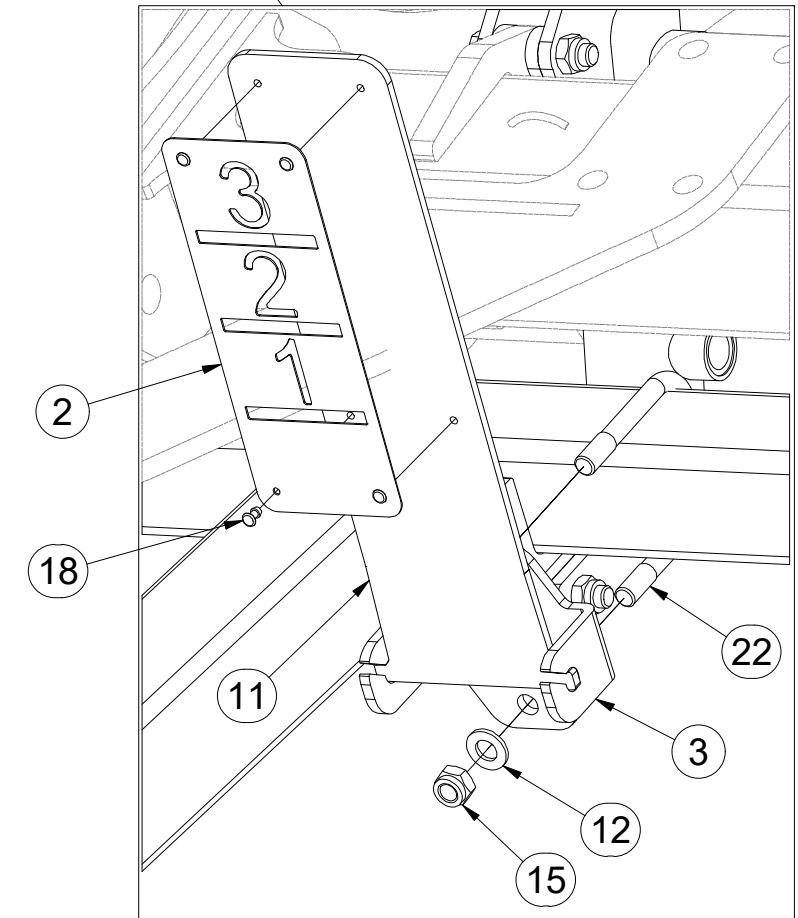
GB DISC SET
 RU КОМПЛЕКТ ДИСКОВ
 PL ZESTAW TALERZY



VZ00005555



Pos.	Part Number	Pcs.
2	4020403	1
3	4022918	1
11	VZ00005383	1
12	m01214	2
15	m04301	10
18	m05776	4
22	m17233	1

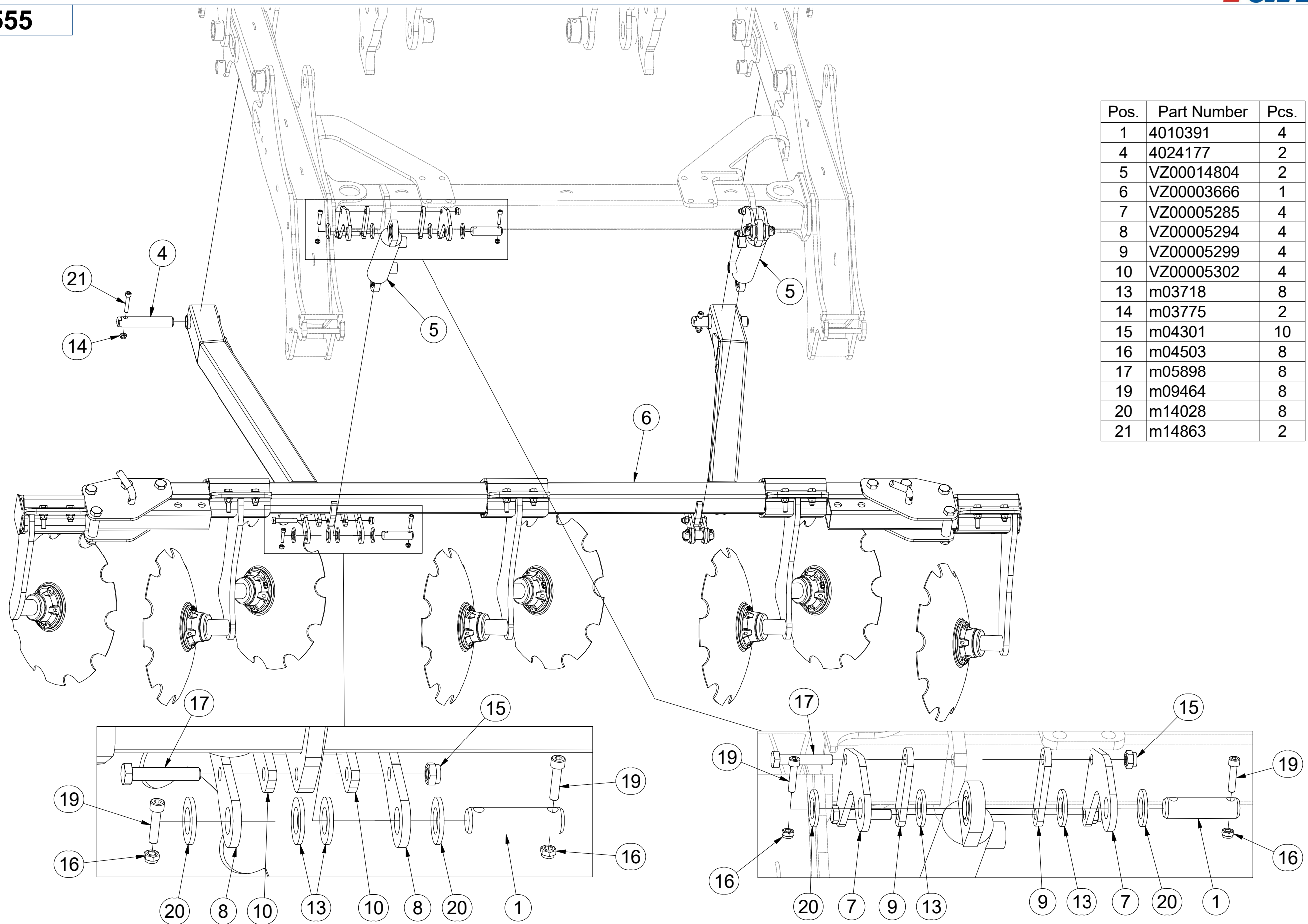


- Ⓒ SADA DISKŮ
- Ⓓ SCHEIBENSATZ
- Ⓕ KIT DE DISQUES

- Ⓖ DISC SET
- Ⓔ КОМПЛЕКТ ДИСКОВ
- Ⓗ ZESTAW TALERZY



VZ00005555



Pos.	Part Number	Pcs.
1	4010391	4
4	4024177	2
5	VZ00014804	2
6	VZ00003666	1
7	VZ00005285	4
8	VZ00005294	4
9	VZ00005299	4
10	VZ00005302	4
13	m03718	8
14	m03775	2
15	m04301	10
16	m04503	8
17	m05898	8
19	m09464	8
20	m14028	8
21	m14863	2

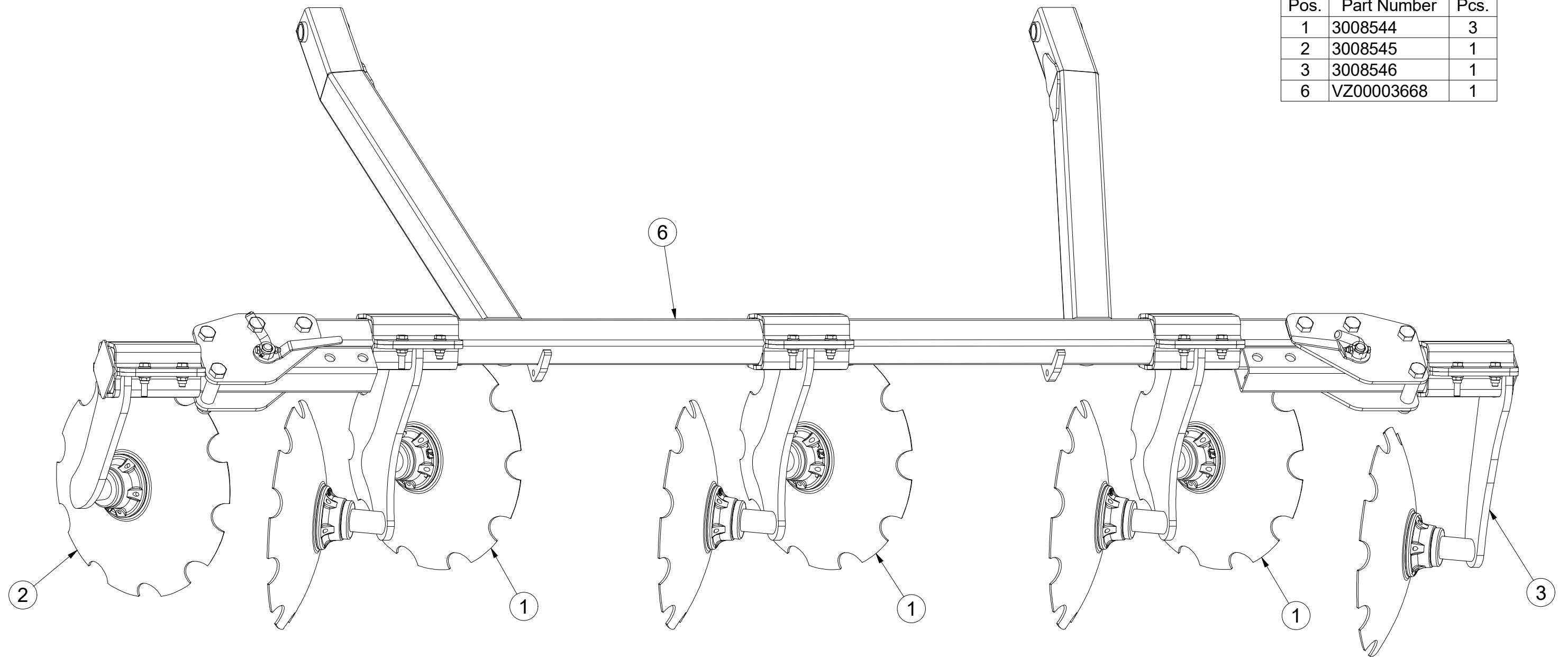
- Ⓒ SADA DISKŮ
- Ⓓ SCHEIBENSATZ
- Ⓕ KIT DE DISQUES

- Ⓖ DISC SET
- Ⓡ КОМПЛЕКТ ДИСКОВ
- Ⓟ ZESTAW TALERZY



VZ00003666

Pos.	Part Number	Pcs.
1	3008544	3
2	3008545	1
3	3008546	1
6	VZ00003668	1



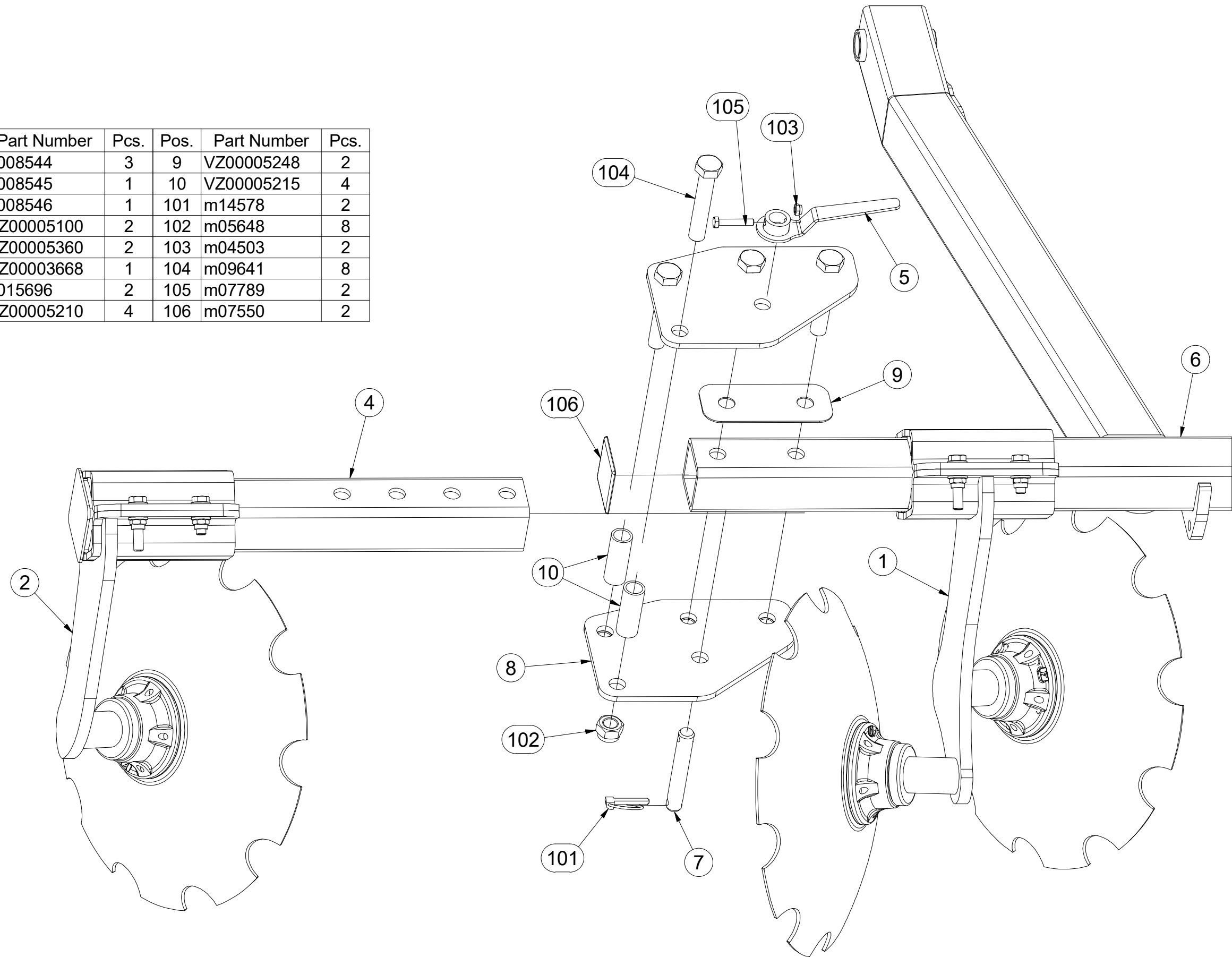
- Ⓒ SADA DISKŮ
- Ⓓ SCHEIBENSATZ
- Ⓕ KIT DE DISQUES

- Ⓖ DISC SET
- Ⓡ КОМПЛЕКТ ДИСКОВ
- Ⓟ ZESTAW TALERZY



VZ00003666

Pos.	Part Number	Pcs.	Pos.	Part Number	Pcs.
1	3008544	3	9	VZ00005248	2
2	3008545	1	10	VZ00005215	4
3	3008546	1	101	m14578	2
4	VZ00005100	2	102	m05648	8
5	VZ00005360	2	103	m04503	2
6	VZ00003668	1	104	m09641	8
7	4015696	2	105	m07789	2
8	VZ00005210	4	106	m07550	2



Ⓒ DVOJDISK

Ⓓ DUPLEXSCHEIBE

Ⓕ DISQUE DOUBLE

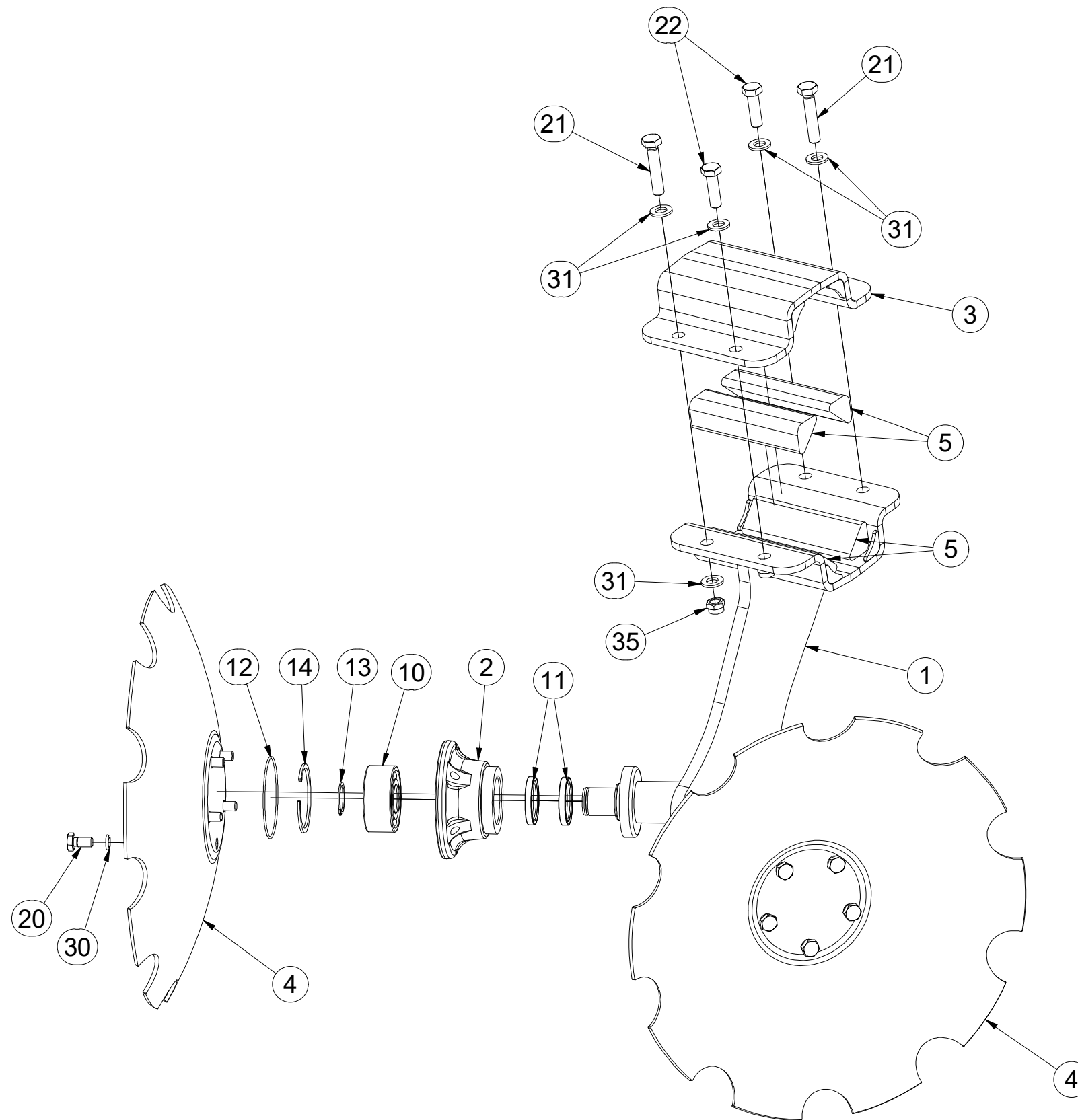
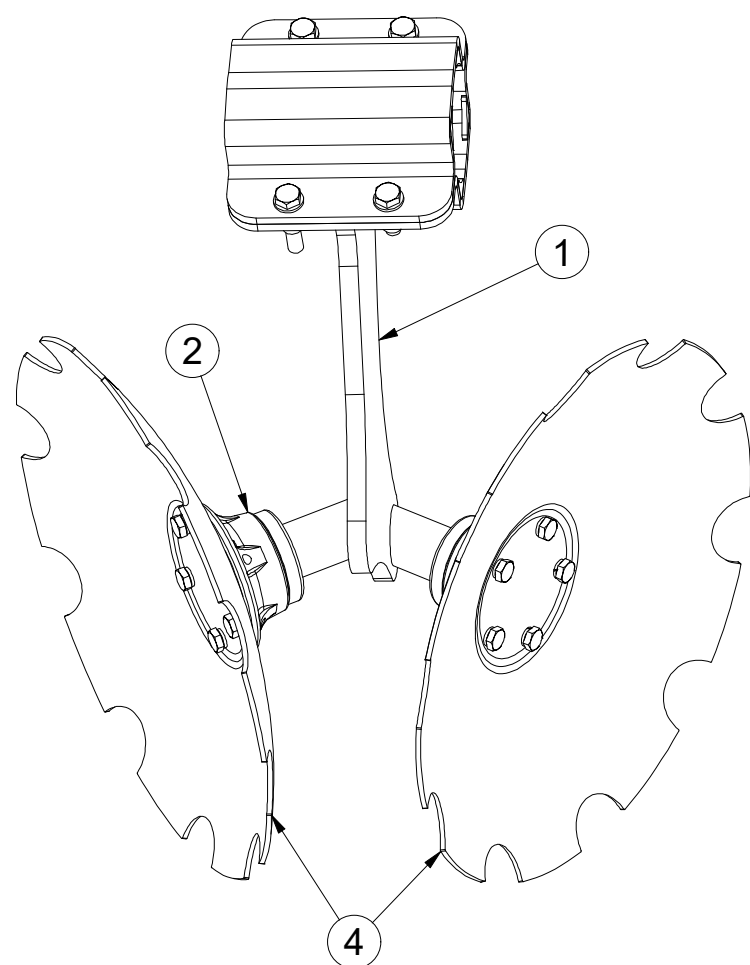
Ⓒ TWIN DISC

Ⓓ ДВОЙНОЙ ДИСК

Ⓓ TALERZ PODWÓJNY



3008544



Pos.	Part Number	Pcs.	Pos.	Part Number	Pcs.
1	3008423	1	13	m03705	2
2	3008166	2	14	m04250	2
3	9004269	1	20	m00120	10
4	3003144	2	21	m07963	2
5	9004286	4	22	m03926	2
10	m14552	2	30	m01208	10
11	m11160	4	31	m01214	8
12	m11159	2	35	m12134	4

Ⓒ DISK LEVÝ

Ⓓ SCHEIBE, LINKE

Ⓕ DISQUE GAUCHE

Ⓖ LEFT DISC

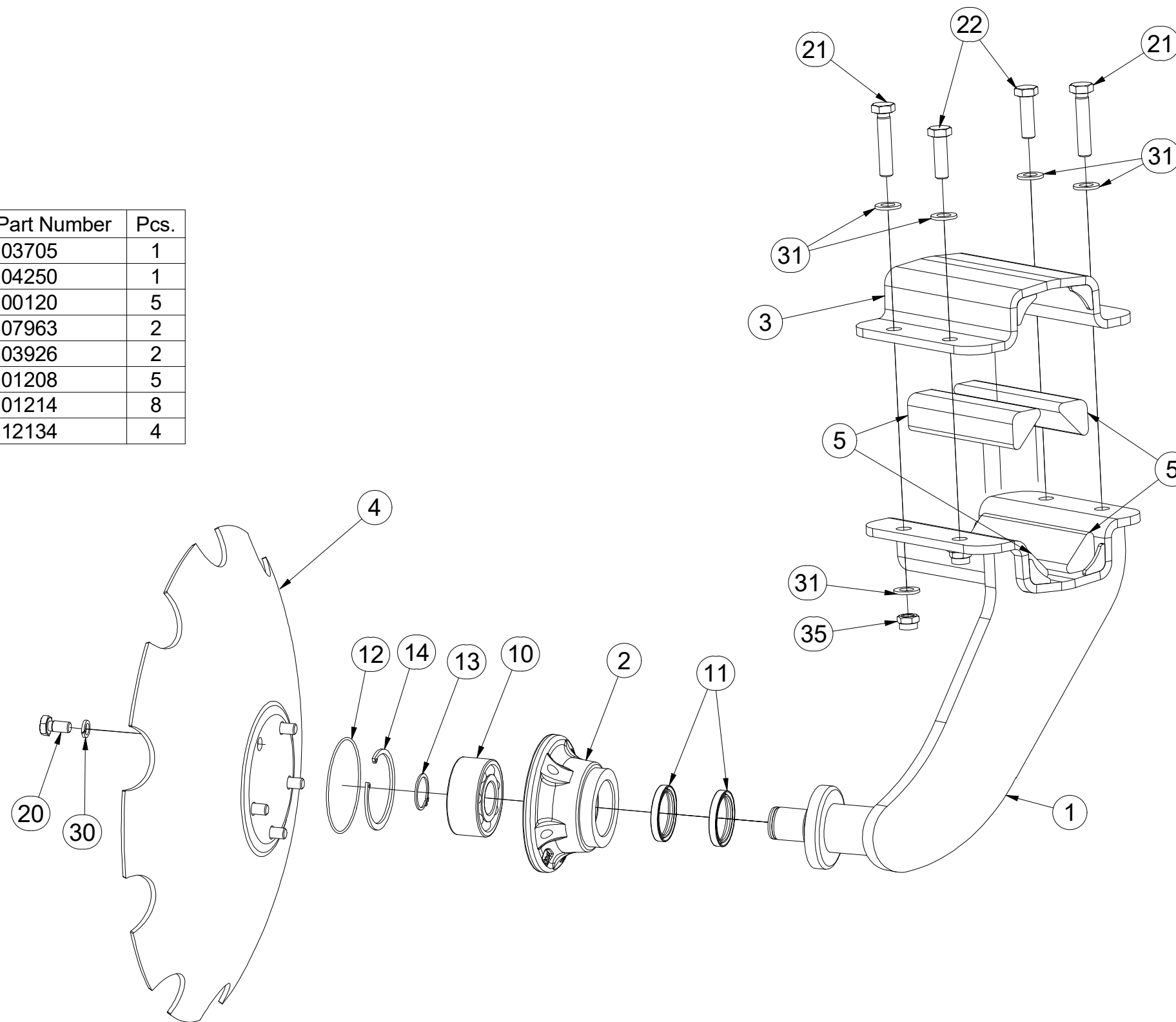
Ⓡ ДИСК ЛЕВЫЙ

Ⓟ TALERZ LEWY



3008545

Pos.	Part Number	Pcs.	Pos.	Part Number	Pcs.
1	3008421	1	13	m03705	1
2	3008166	1	14	m04250	1
3	9004269	1	20	m00120	5
4	3003144	1	21	m07963	2
5	9004286	4	22	m03926	2
10	m14552	1	30	m01208	5
11	m11160	2	31	m01214	8
12	m11159	1	35	m12134	4



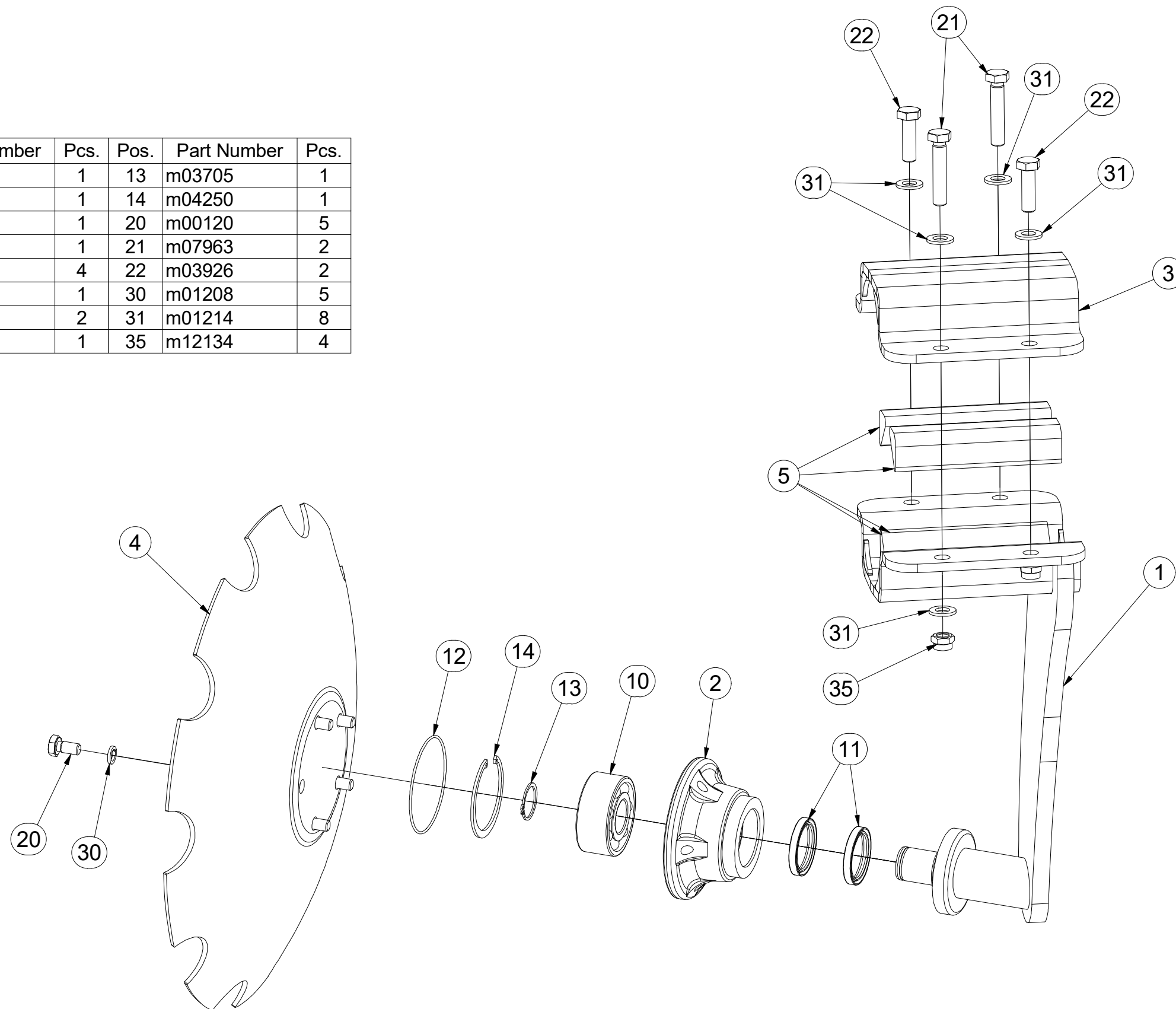
(CZ) DISK PRAVÝ
 (D) SCHEIBE, RECHTE
 (F) DISQUE DROITE

(GB) RIGHT DISC
 (RU) ДИСК ПРАВЫЙ
 (PL) TALERZ PRAWY



3008546

Pos.	Part Number	Pcs.	Pos.	Part Number	Pcs.
1	3008422	1	13	m03705	1
2	3008166	1	14	m04250	1
3	9004269	1	20	m00120	5
4	3003144	1	21	m07963	2
5	9004286	4	22	m03926	2
10	m14552	1	30	m01208	5
11	m11160	2	31	m01214	8
12	m11159	1	35	m12134	4

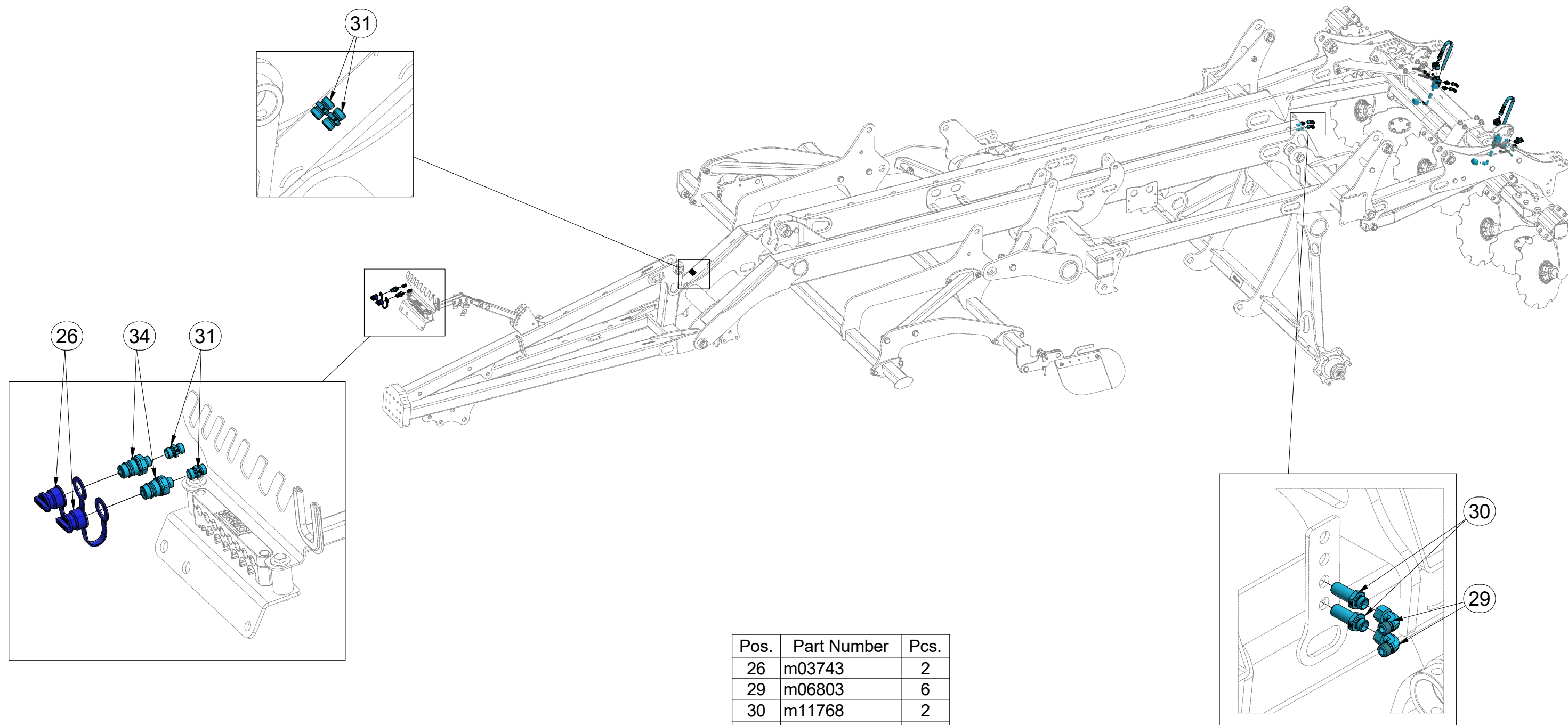


(CZ) HYDRAULIKA STROJE
 (D) HYDRAULIK DER MASCHINE
 (F) HYDRAULIQUE DE LA MACHINE

(GB) MACHINE HYDRAULICS
 (RU) ГИДРАВЛИКА МАШИНЫ
 (PL) HYDRAULIKA MASZYNY



VZ00014919



Pos.	Part Number	Pcs.
26	m03743	2
29	m06803	6
30	m11768	2
31	m03213	4
34	m03849	2

ⒸZ HYDRAULIKA STROJE

Ⓓ HYDRAULIK DER MASCHINE

Ⓕ HYDRAULIQUE DE LA MACHINE

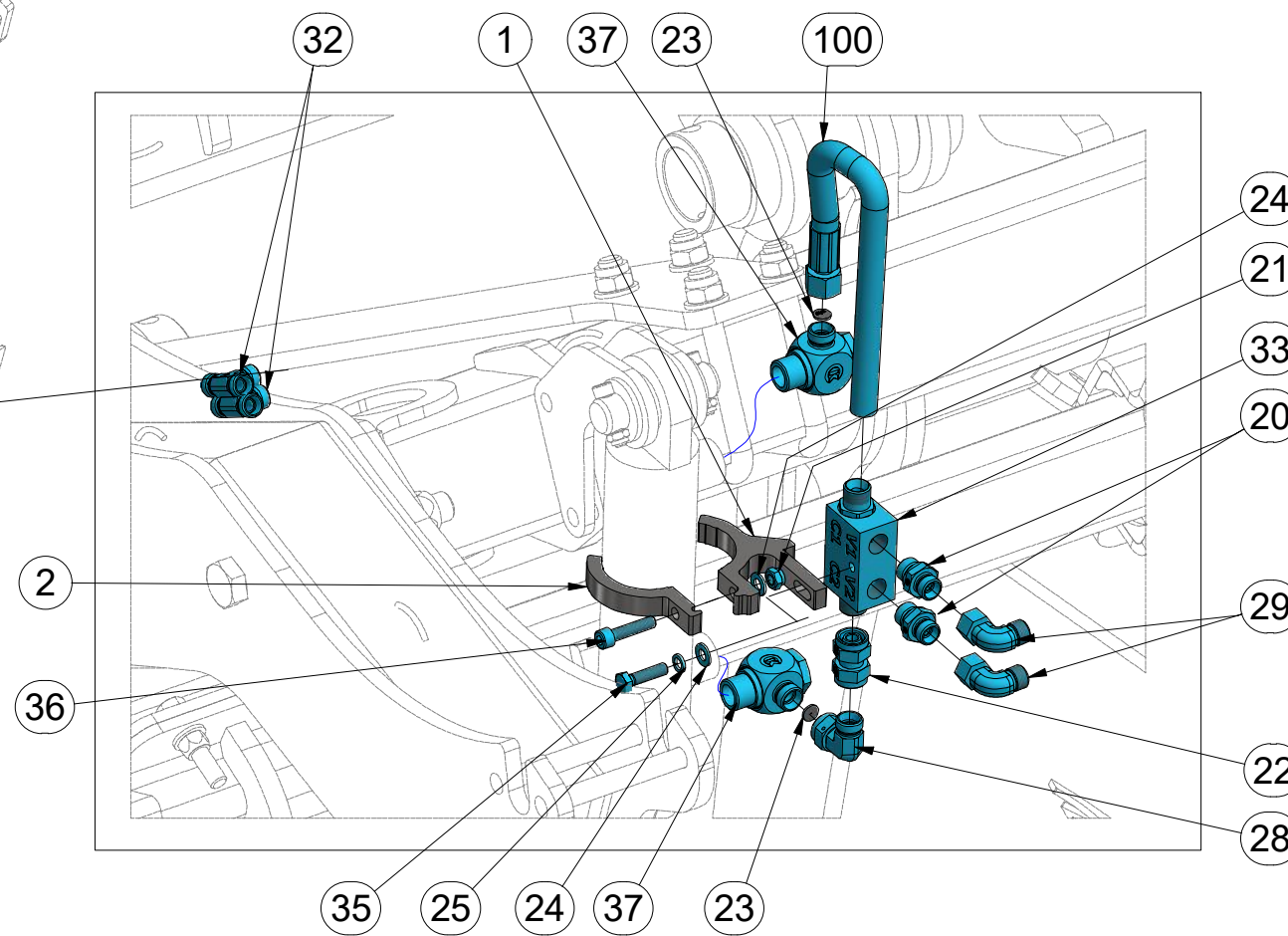
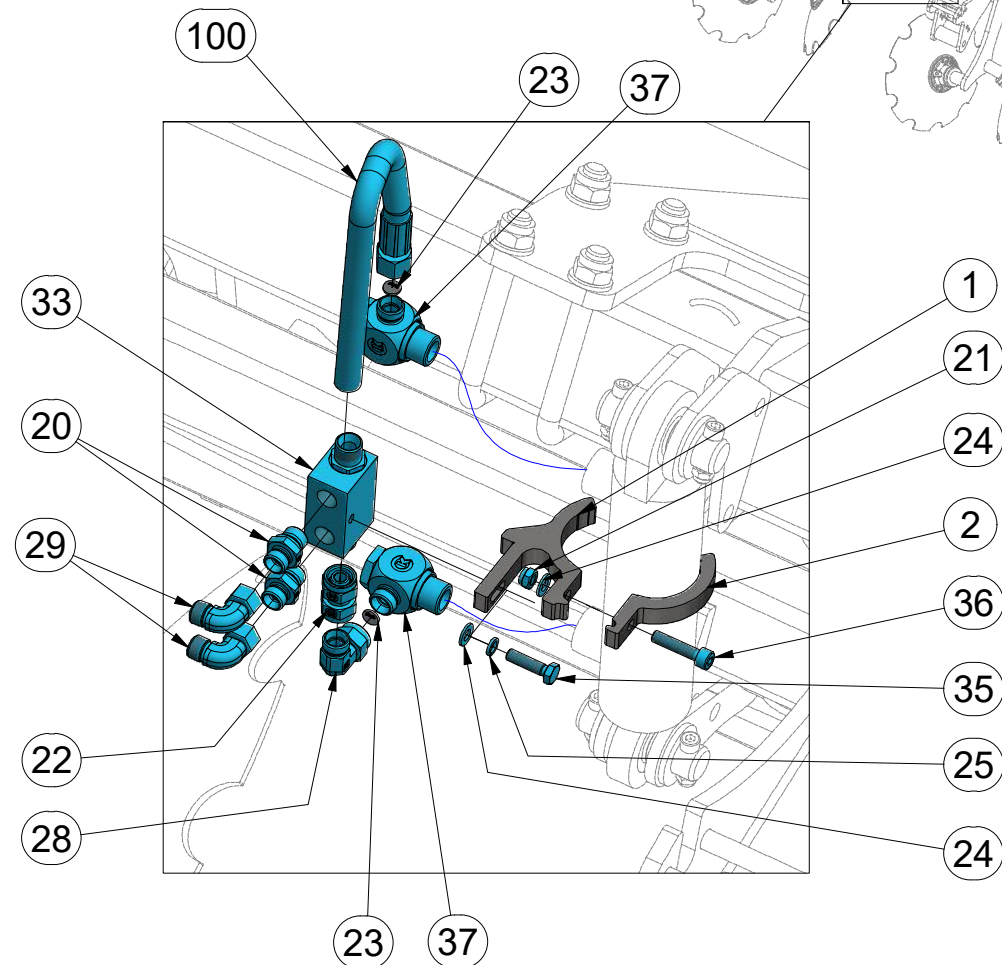
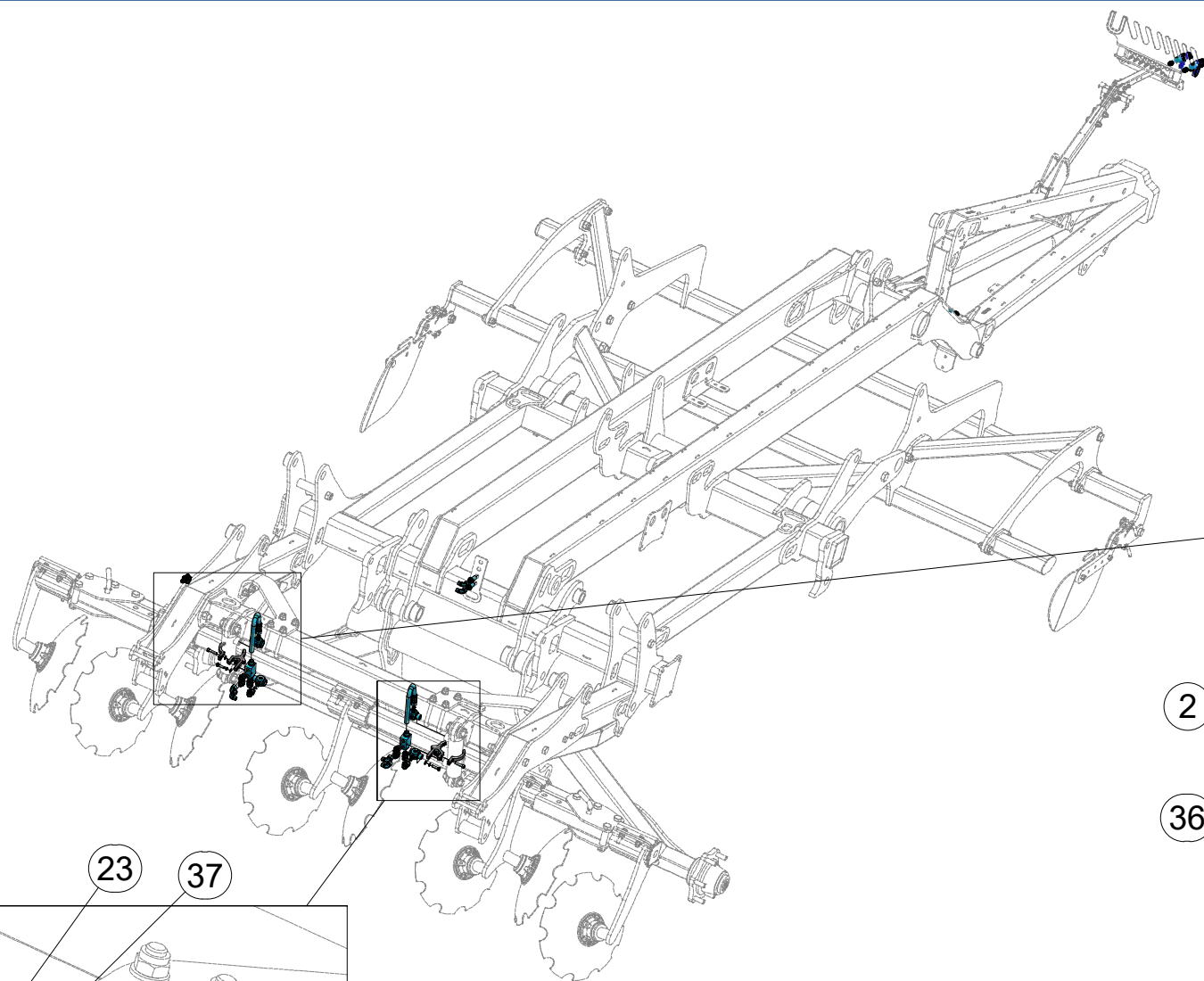
ⒼB MACHINE HYDRAULICS

Ⓔ RU ГИДРАВЛИКА МАШИНЫ

Ⓗ PL HYDRAULIKA MASZYN

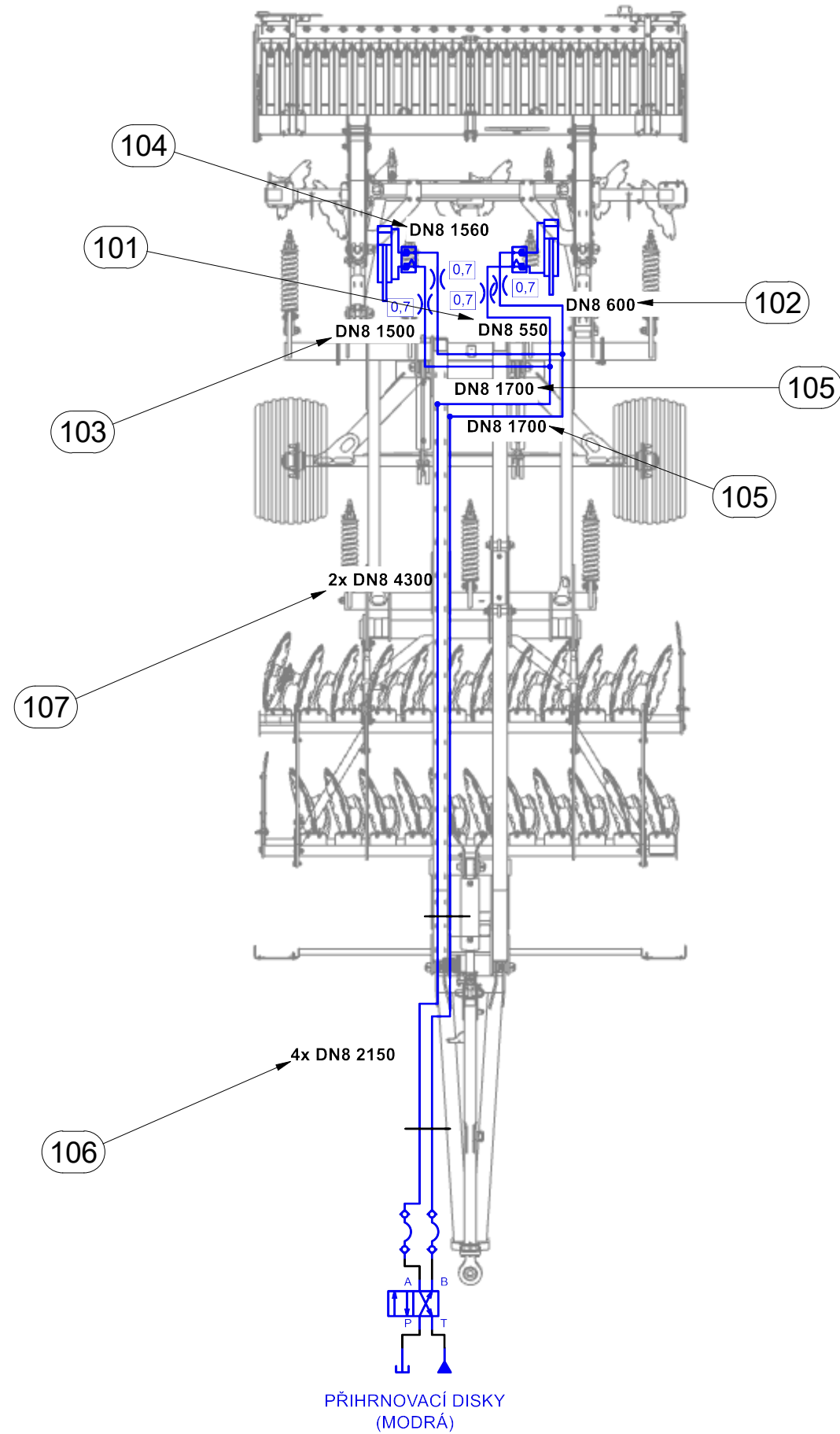


VZ00014919



Pos.	Part Number	Pcs.	Pos.	Part Number	Pcs.
1	VZ00007257	2	28	m07654	2
2	VZ00007363	2	29	m06803	6
20	m06528	4	32	m03889	2
21	m04503	2	33	m08083	2
22	m05144	2	35	m04791	2
23	m10649	4	36	m09464	2
24	m01203	4	37	m20912	4
25	m01202	2	100	m13237	2

VZ00014919



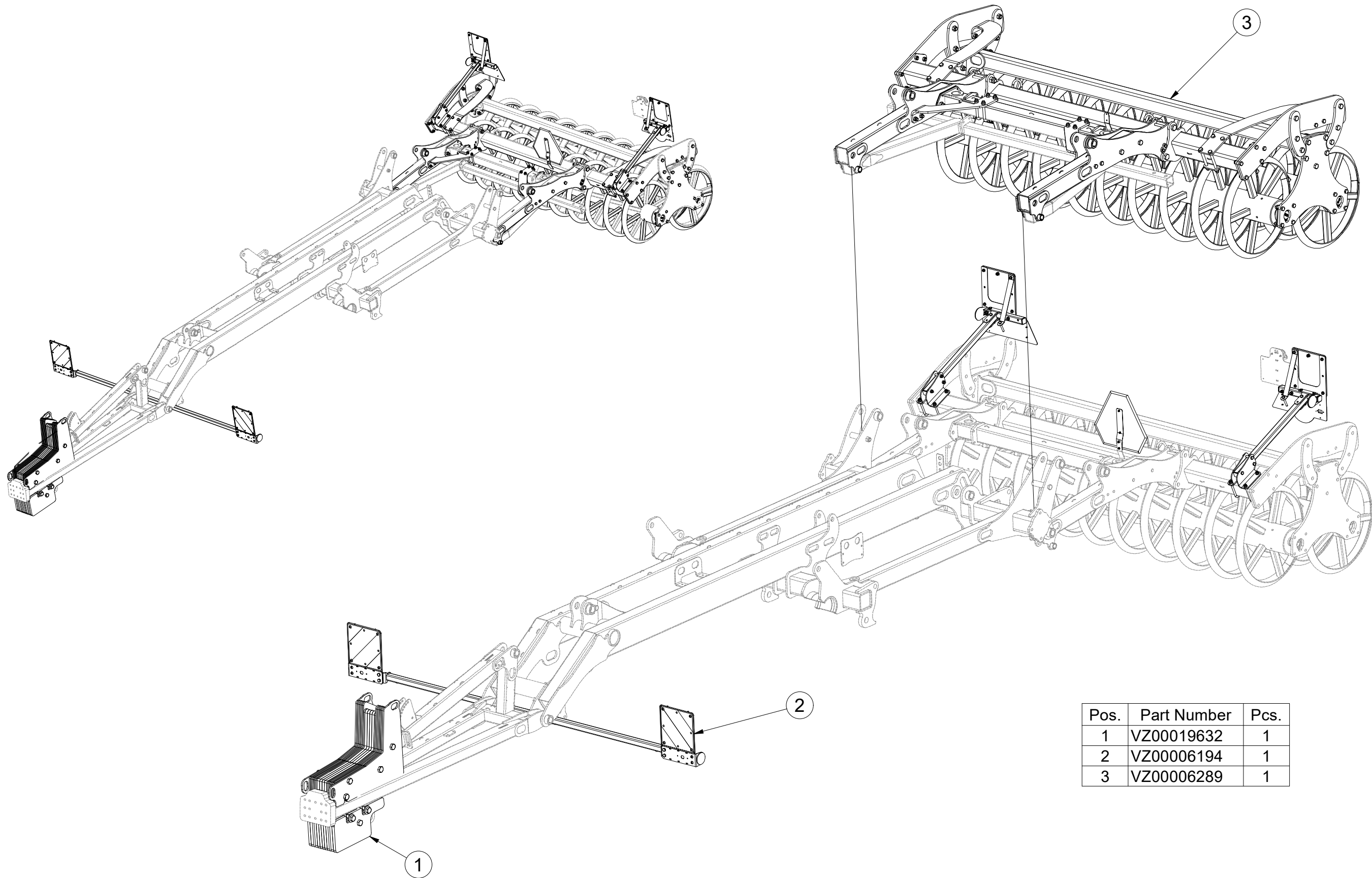
Pos.	Part Number	Pcs.
101	m09628	1
102	m04761	1
103	m07360	1
104	m11113	1
105	m07648	2
106	m16631	4
107	m05216	2

- Ⓒ SADA ZADNÍCH VÁLCŮ
- Ⓓ SATZ HINTERE WALZEN
- Ⓕ KIT DE ROULEAUX ARRIÈRE

- Ⓖ SET OF REAR ROLLERS
- Ⓡ КОМПЛЕКТ ЗАДНИХ КАТКОВ
- Ⓟ ZESTAW TYLNYCH WAŁÓW



VZ00018579



Pos.	Part Number	Pcs.
1	VZ00019632	1
2	VZ00006194	1
3	VZ00006289	1

Ⓒ ZÁVAŽÍ

Ⓓ GEWICHT

Ⓕ CONTREPOIDS

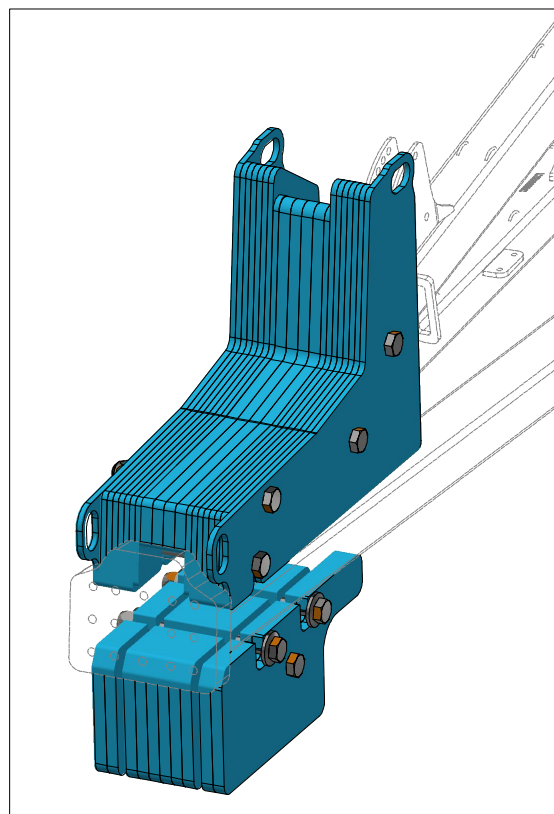
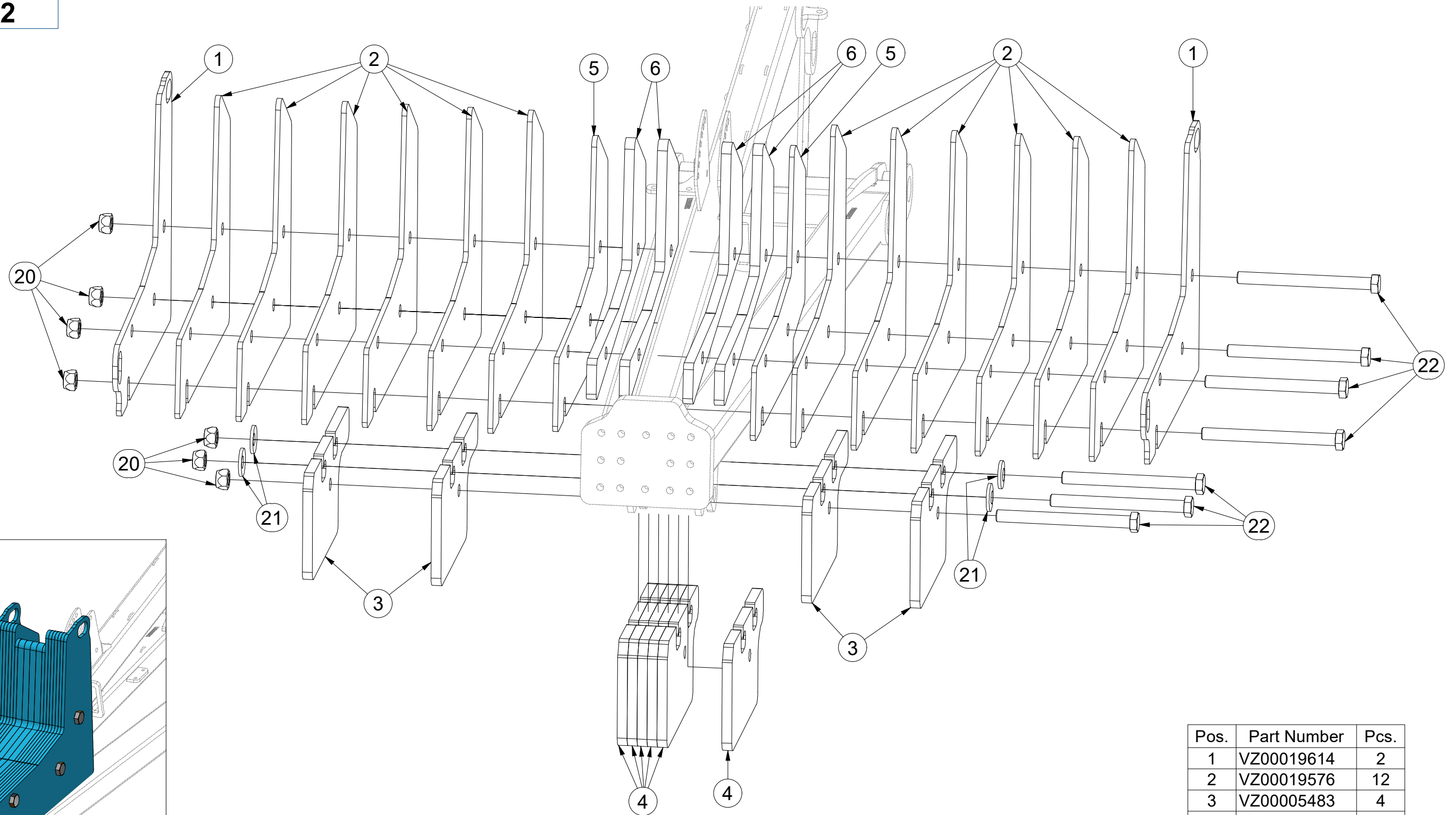
Ⓖ WEIGHT

Ⓡ ГРУЗ

Ⓟ OBCIĄŻNIK



VZ00019632



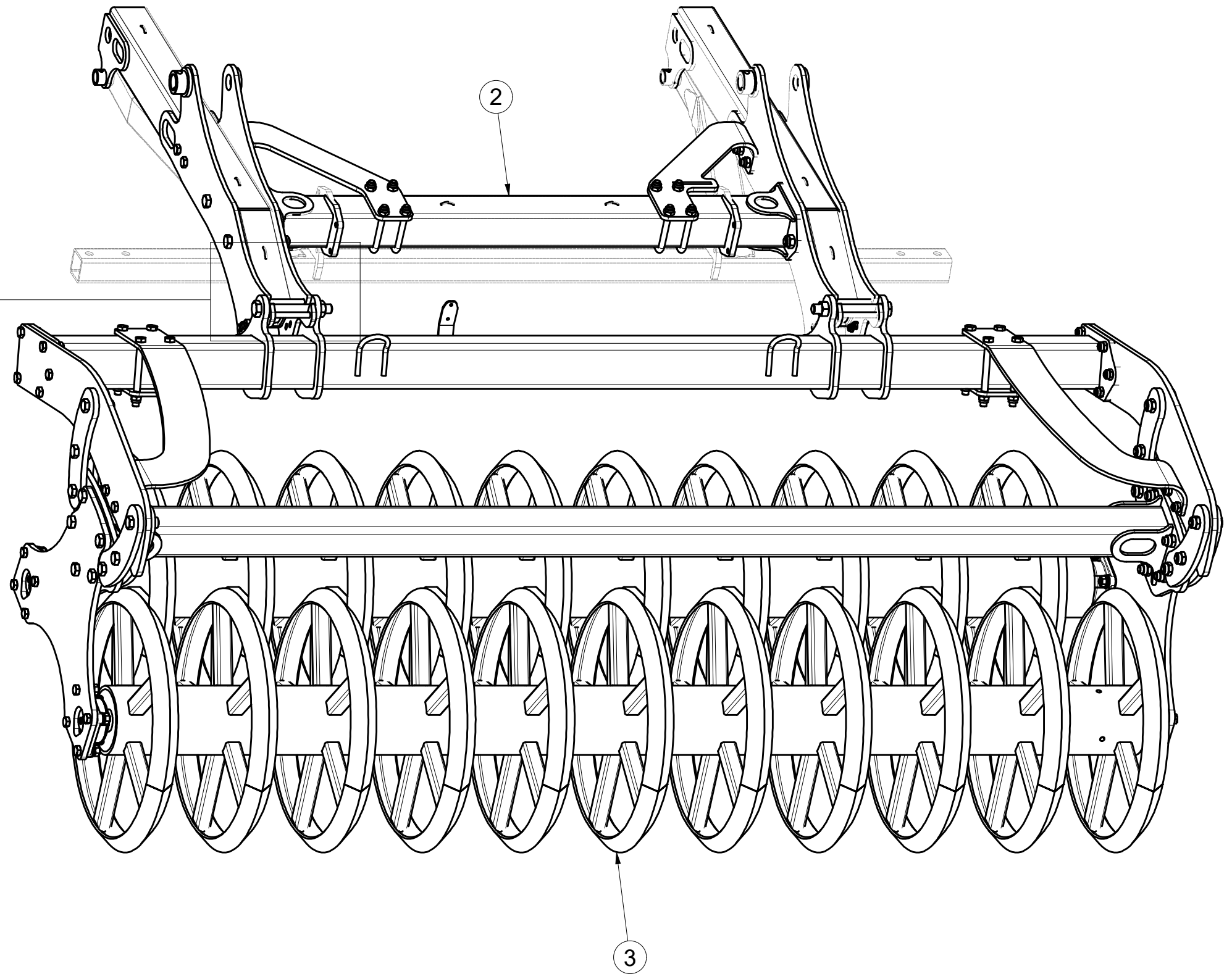
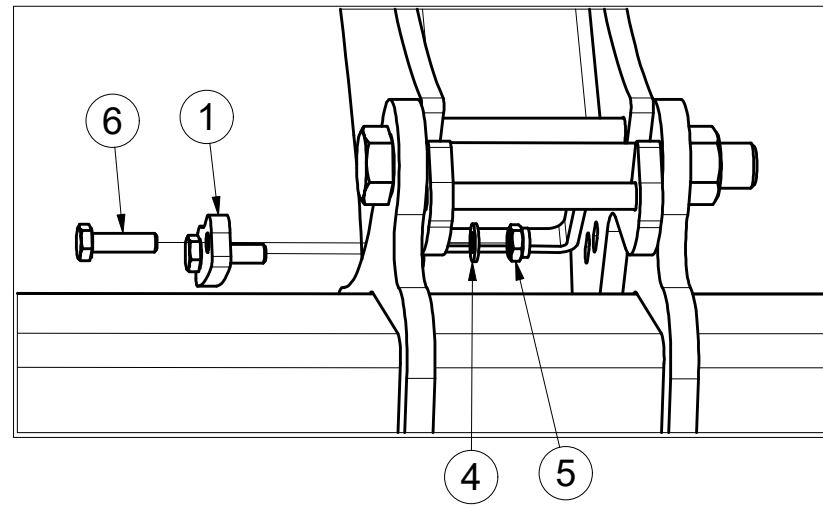
Pos.	Part Number	Pcs.
1	VZ00019614	2
2	VZ00019576	12
3	VZ00005483	4
4	VZ00005484	6
5	VZ00019591	2
6	VZ00019582	4
20	m18565	7
21	m15823	4
22	m17561	7

- Ⓒ SADA ZADNÍCH VÁLCŮ
- Ⓓ SATZ HINTERE WALZEN
- Ⓔ KIT DE ROULEAUX ARRIÈRE

- Ⓖ SET OF REAR ROLLERS
- Ⓡ КОМПЛЕКТ ЗАДНИХ КАТКОВ
- Ⓟ ZESTAW TYLNYCH WAŁÓW



VZ00006289



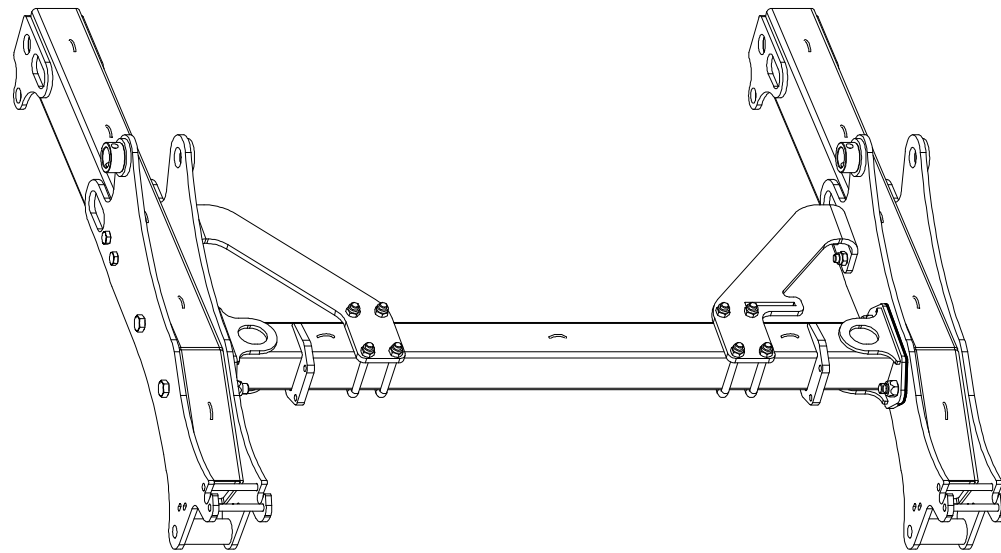
Pos.	Part Number	Pcs.
1	4020300	2
2	VZ00006296	1
3	VZ00006193	1
4	m01209	4
5	m03775	4
6	m04613	4

- Ⓒ RÁM VÁLCE
- Ⓓ RAHMEN DER WALZE
- Ⓕ CHÂSSIS DU ROULEAU

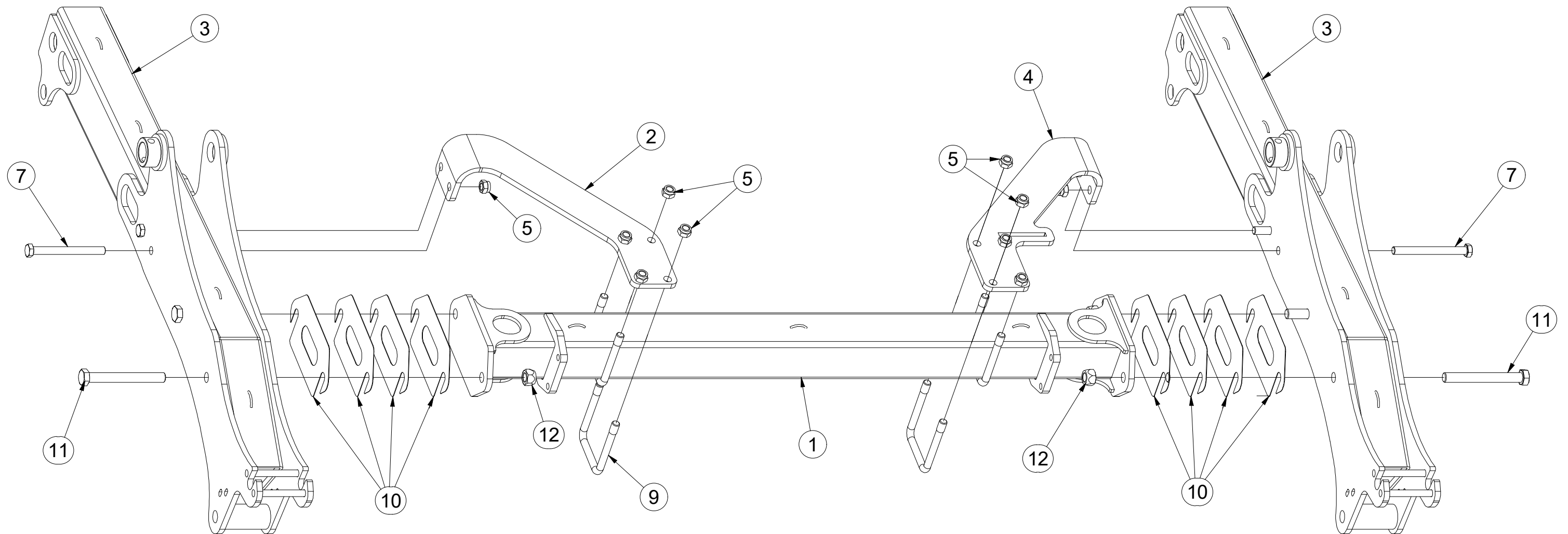
- Ⓖ ROLLER FRAME
- Ⓔ ПАМА КАТКА
- Ⓗ РАМА ВАЛА



VZ00006296



Pos.	Part Number	Pcs.	Pos.	Part Number	Pcs.
1	VZ00004132	1	7	m05724	4
2	VZ00004256	1	9	m10294	4
3	VZ00004440	2	10	VZ00019762	8
4	VZ00005434	1	11	m16135	4
5	m03683	12	12	m11169	4

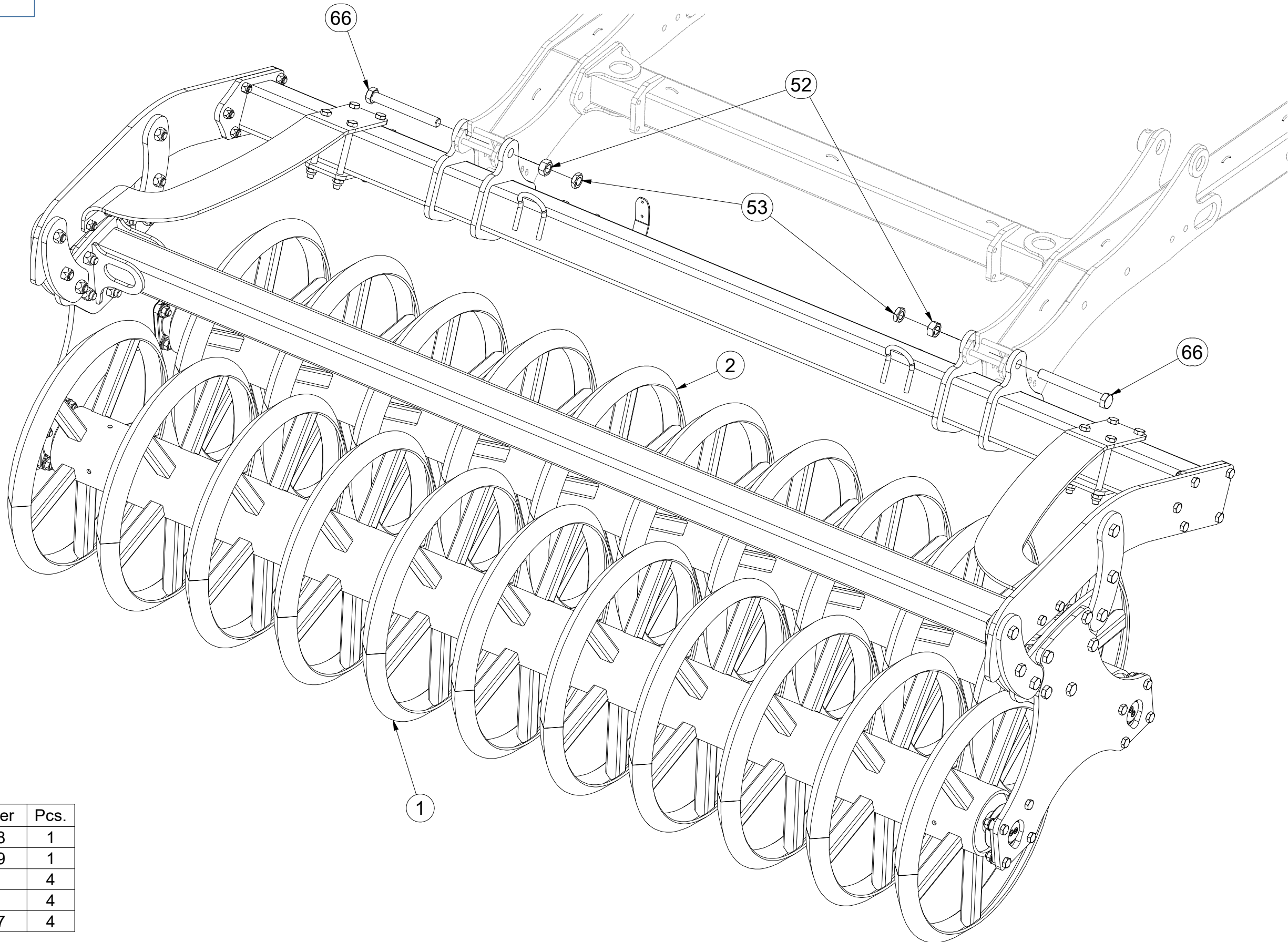


CZ SADA ZADNÍCH VÁLCŮ
 D SATZ HINTERE WALZEN
 F KIT DE ROULEAUX ARRIÈRE

GB SET OF REAR ROLLERS
 RU КОМПЛЕКТ ЗАДНИХ КАТКОВ
 PL ZESTAW TYLNYCH WAŁÓW



VZ00006193



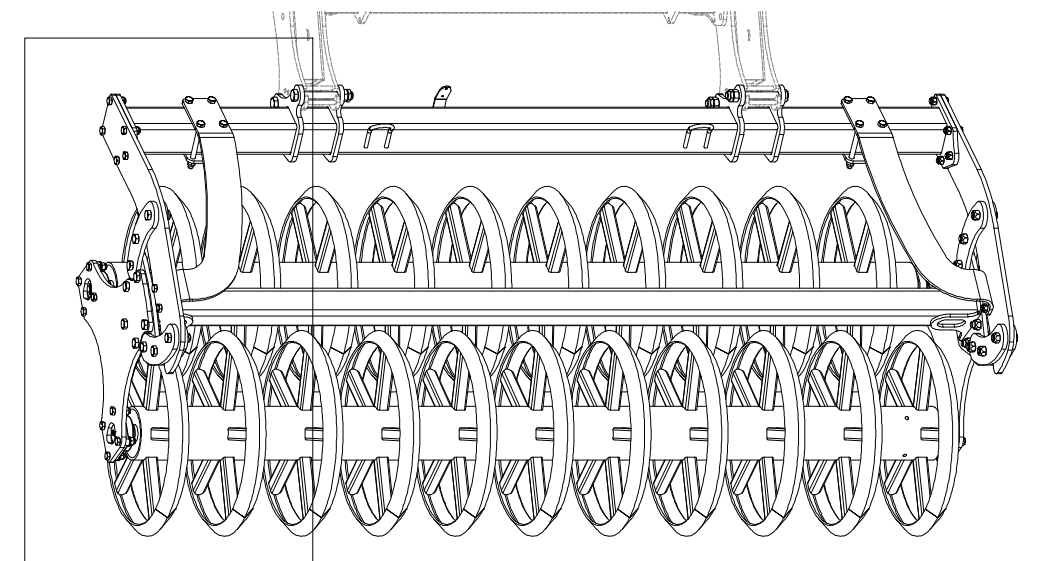
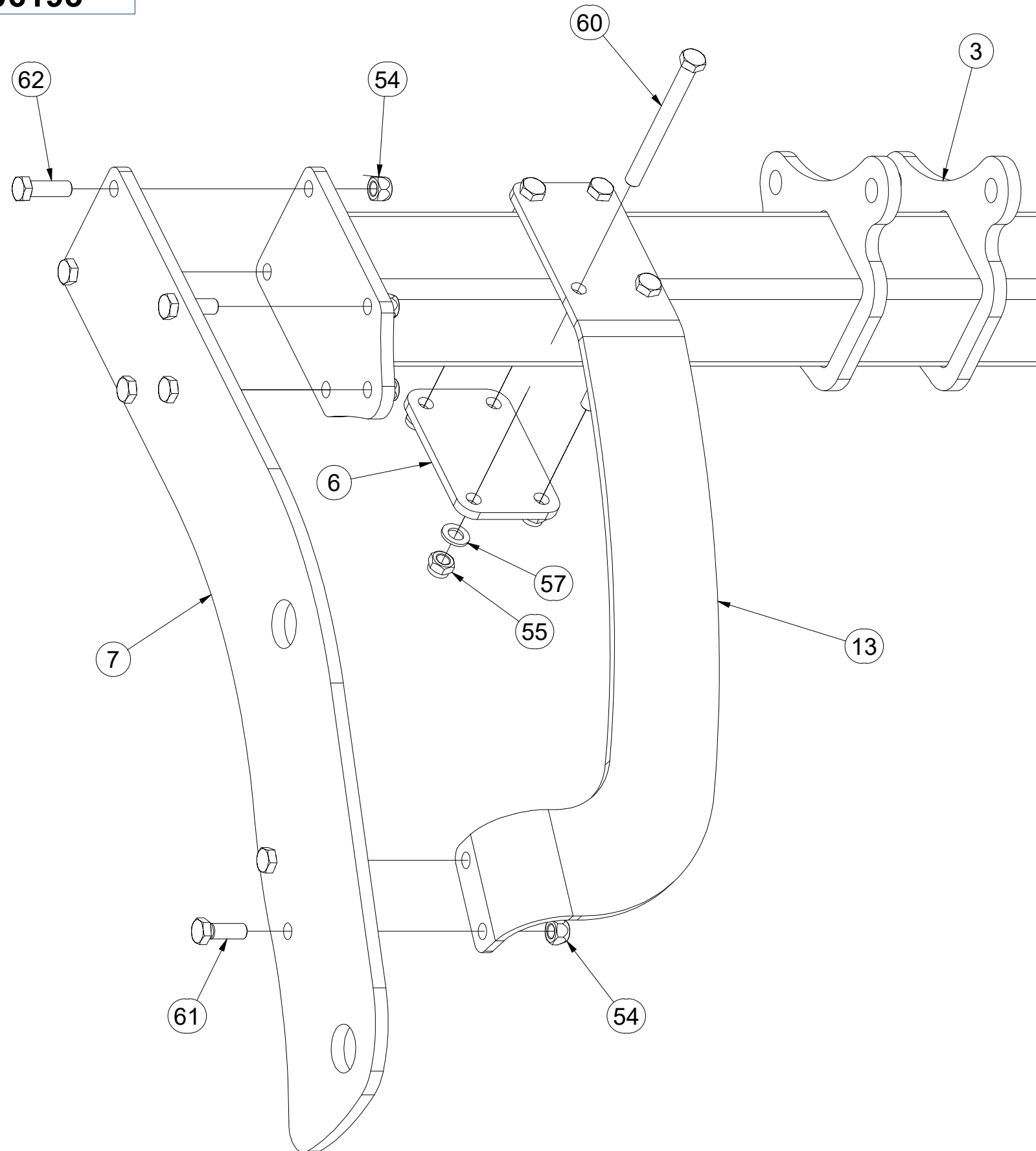
Pos.	Part Number	Pcs.
1	VZ00006218	1
2	VZ00006219	1
52	m01308	4
53	m20916	4
66	VZ00009587	4

CZ SADA ZADNÍCH VÁLCŮ
 D SATZ HINTERE WALZEN
 F KIT DE ROULEAUX ARRIÈRE

GB SET OF REAR ROLLERS
 RU КОМПЛЕКТ ЗАДНИХ КАТКОВ
 PL ZESTAW TYLNYCH WAŁÓW



VZ00006193



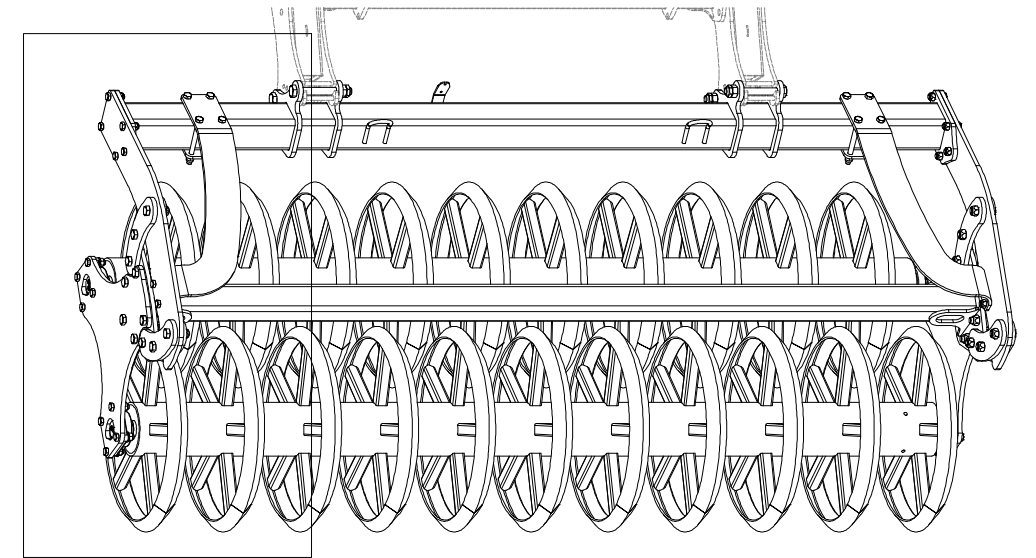
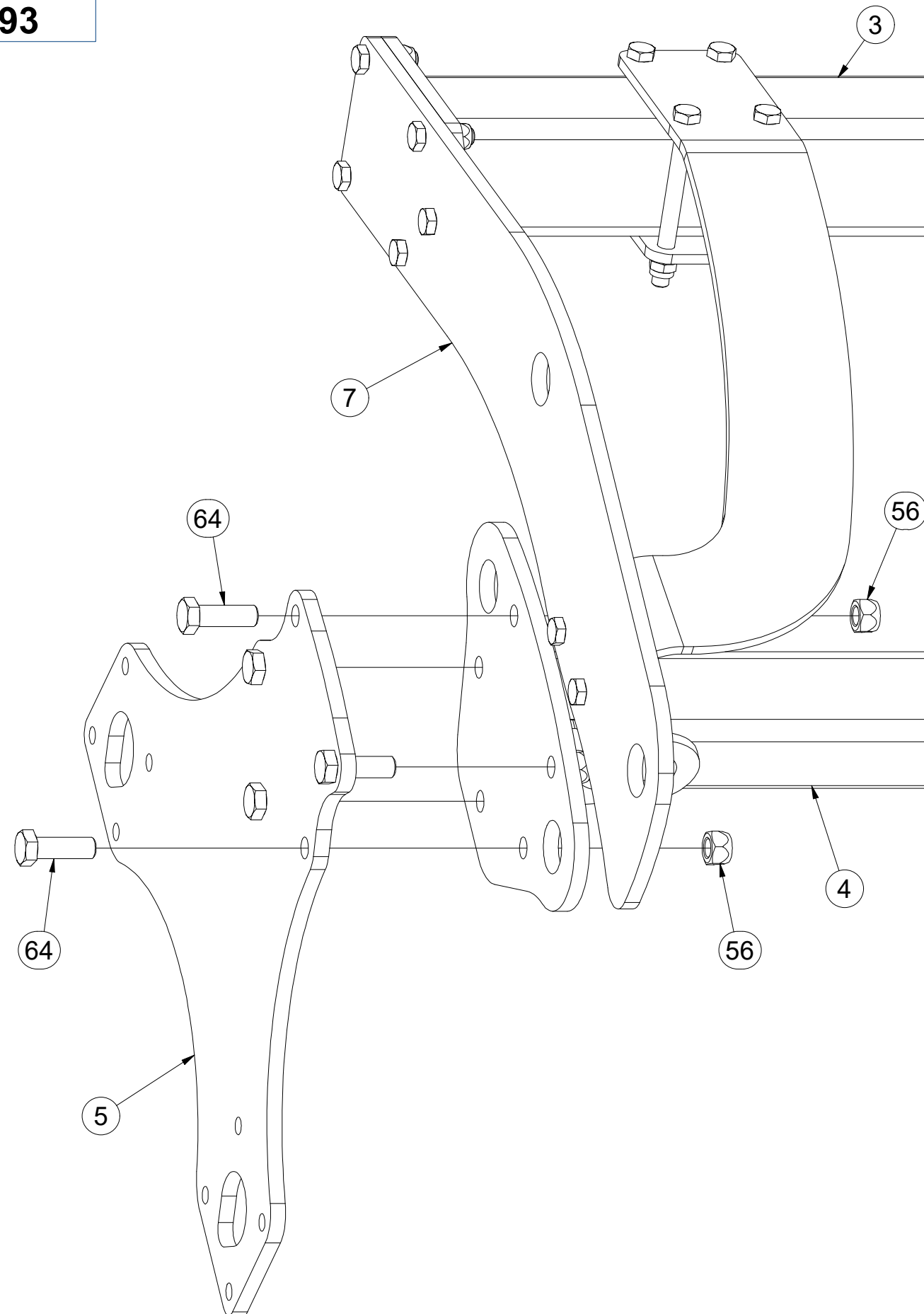
Pos.	Part Number	Pcs.
3	VZ00003937	1
6	4026262	2
7	4026265	2
13	4026573	1
55	m03683	8
54	m13846	14
57	m01219	8
60	m13041	8
61	m13647	4
62	m10849	10

- Ⓒ SADA ZADNÍCH VÁLCŮ
- Ⓓ SATZ HINTERE WALZEN
- Ⓕ KIT DE ROULEAUX ARRIÈRE

- Ⓖ SET OF REAR ROLLERS
- Ⓡ КОМПЛЕКТ ЗАДНИХ КАТКОВ
- Ⓟ ZESTAW TYLNYCH WAŁÓW



VZ00006193



Pos.	Part Number	Pcs.
3	VZ00003937	1
4	VZ00003800	1
5	3013003	2
7	4026265	2
56	m11169	22
64	m14496	10

Ⓒ SADA ZADNÍCH VÁLCŮ

Ⓓ SATZ HINTERE WALZEN

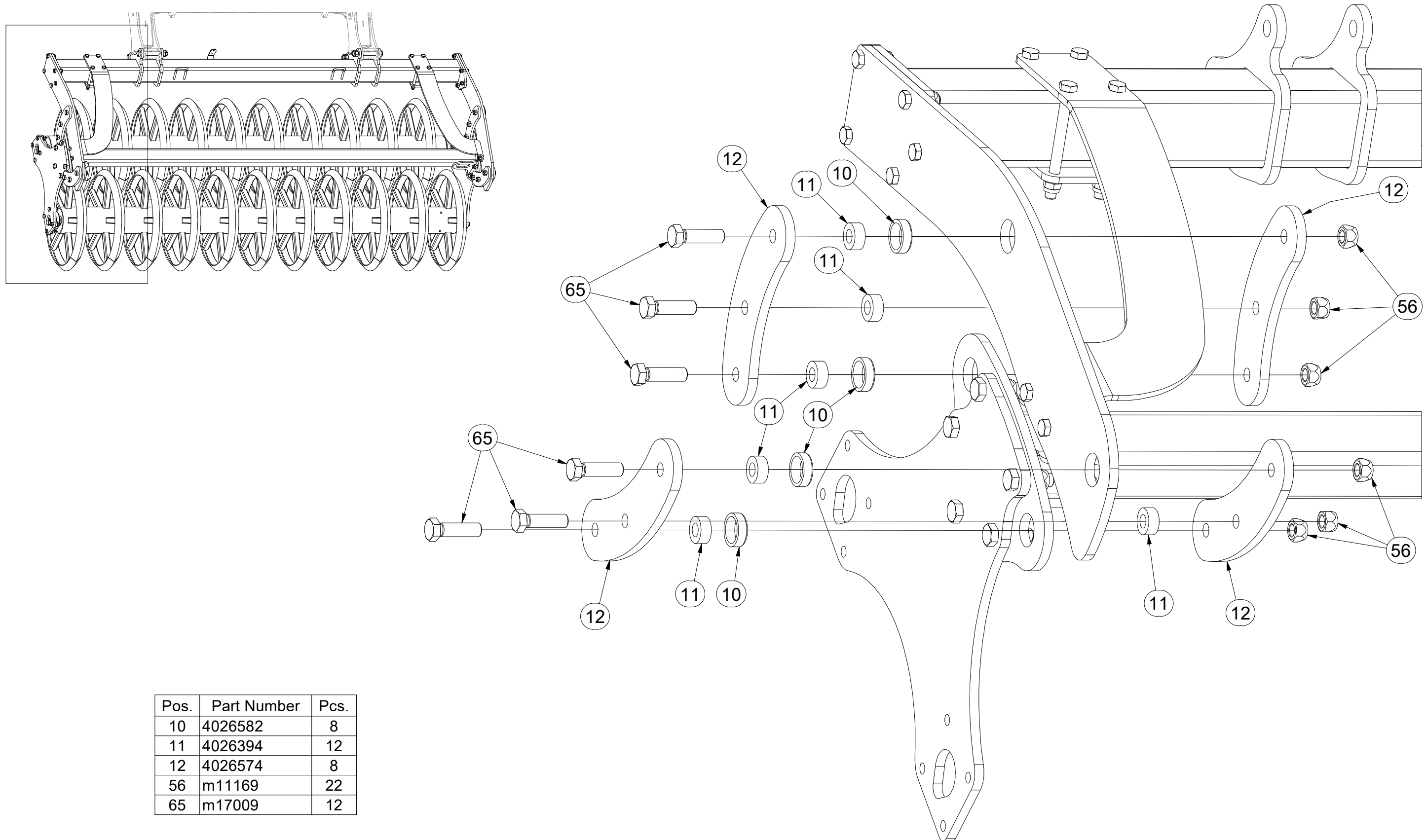
Ⓕ KIT DE ROULEAUX ARRIÈRE

VZ00006193

Ⓖ SET OF REAR ROLLERS

Ⓡ КОМПЛЕКТ ЗАДНИХ КАТКОВ

Ⓢ ZESTAW TYLNYCH WAŁÓW



Pos.	Part Number	Pcs.
10	4026582	8
11	4026394	12
12	4026574	8
56	m11169	22
65	m17009	12

Ⓒ SADA ZADNÍCH VÁLČŮ

Ⓓ SATZ HINTERE WALZEN

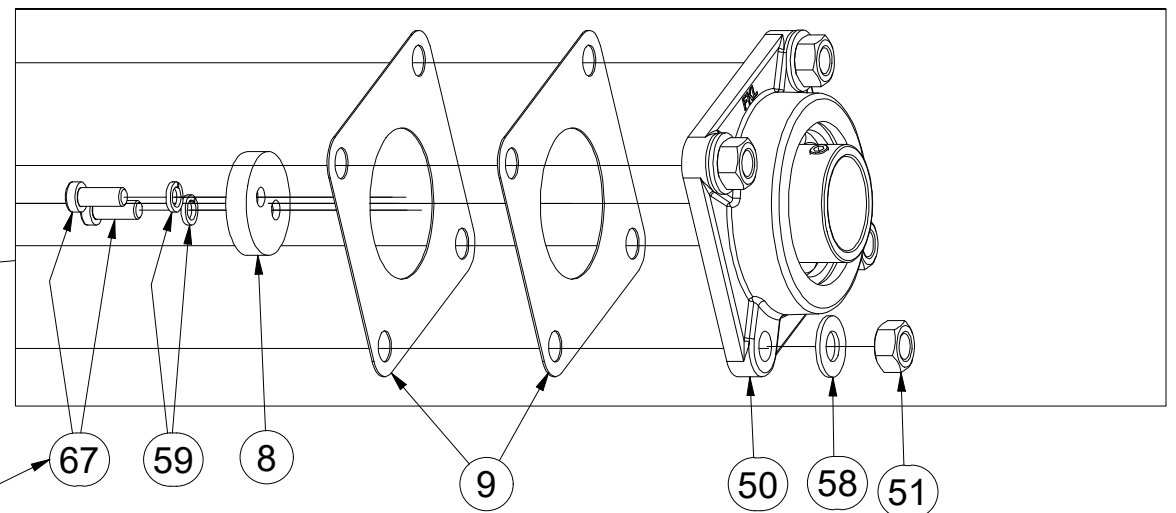
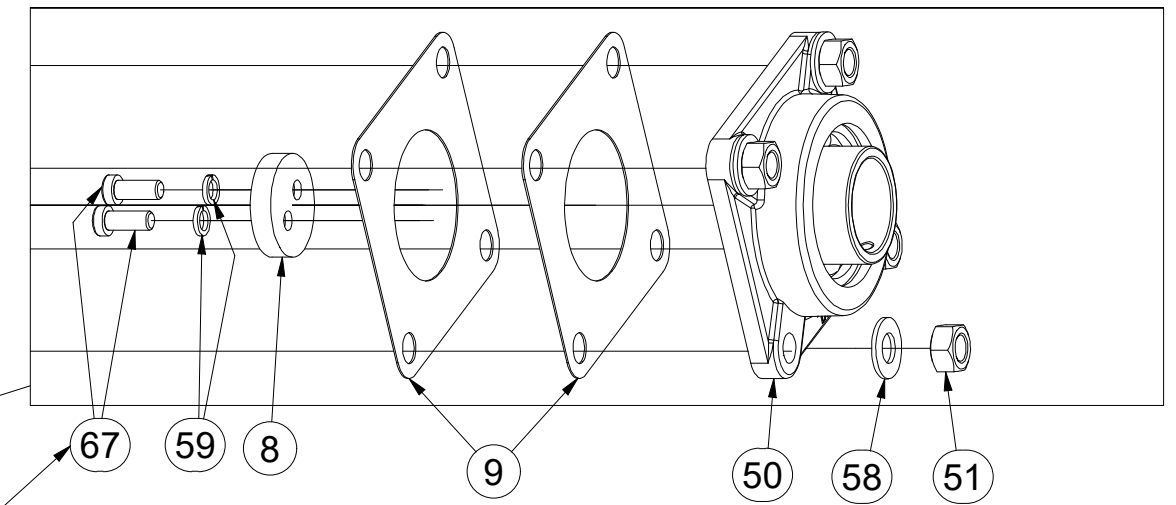
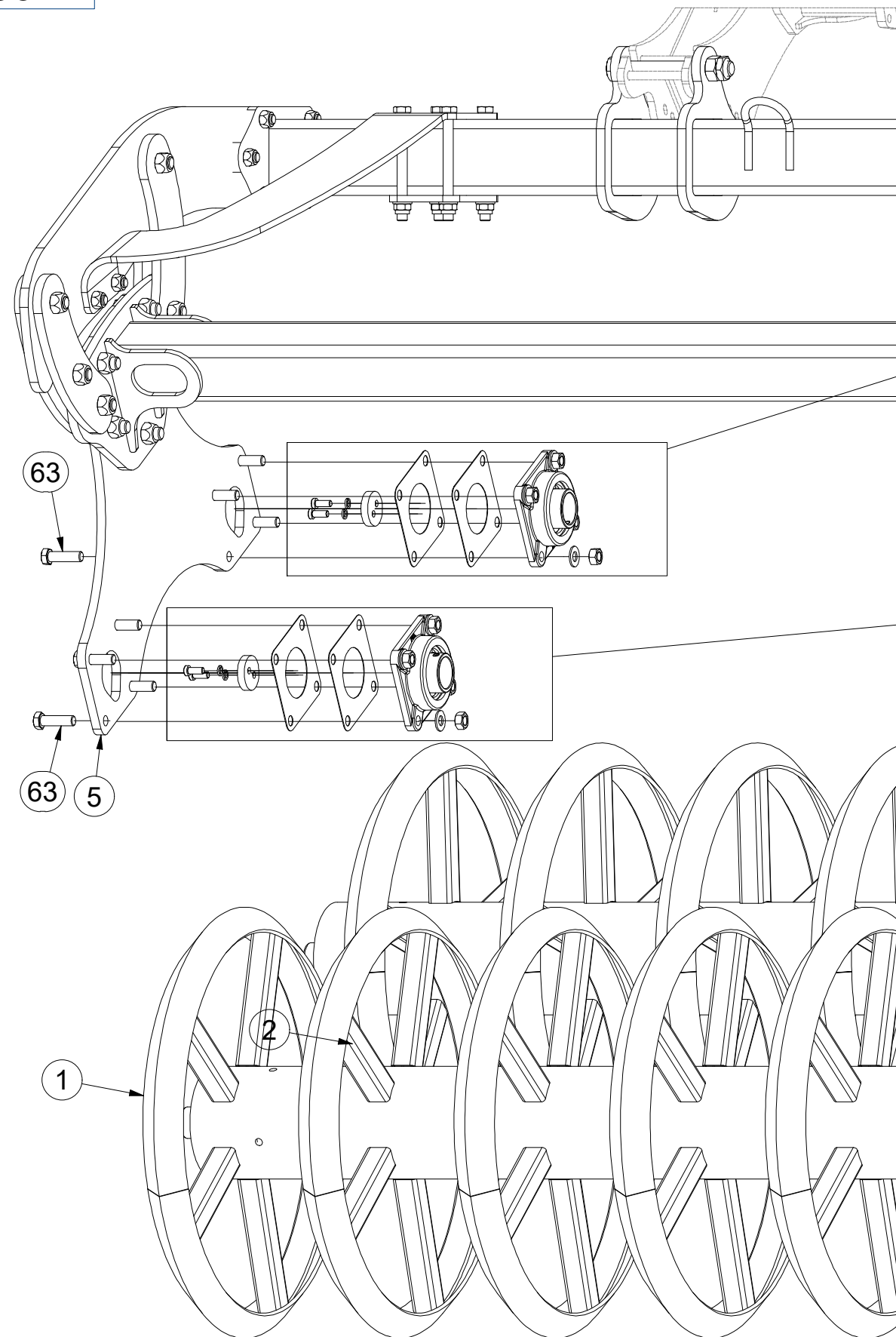
Ⓕ KIT DE ROULEAUX ARRIÈRE

VZ00006193

Ⓖ SET OF REAR ROLLERS

Ⓡ КОМПЛЕКТ ЗАДНИХ КАТКОВ

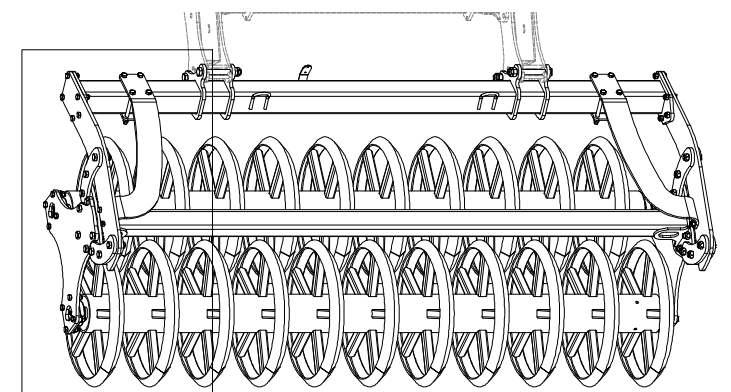
Ⓟ ZESTAW TYLNYCH WAŁÓW



25Nm

25Nm

Pos.	Part Number	Pcs.
1	VZ00006218	1
2	VZ00006219	1
5	3013003	2
8	4017124	4
9	4017163	8
51	m01306	16
58	m17584	16
63	m11724	16
67	m17638	8
50	m21967	4



ⒸZ SADA ZADNÍCH VÁLCŮ

Ⓓ SATZ HINTERE WALZEN

Ⓕ KIT DE ROULEAUX ARRIÈRE

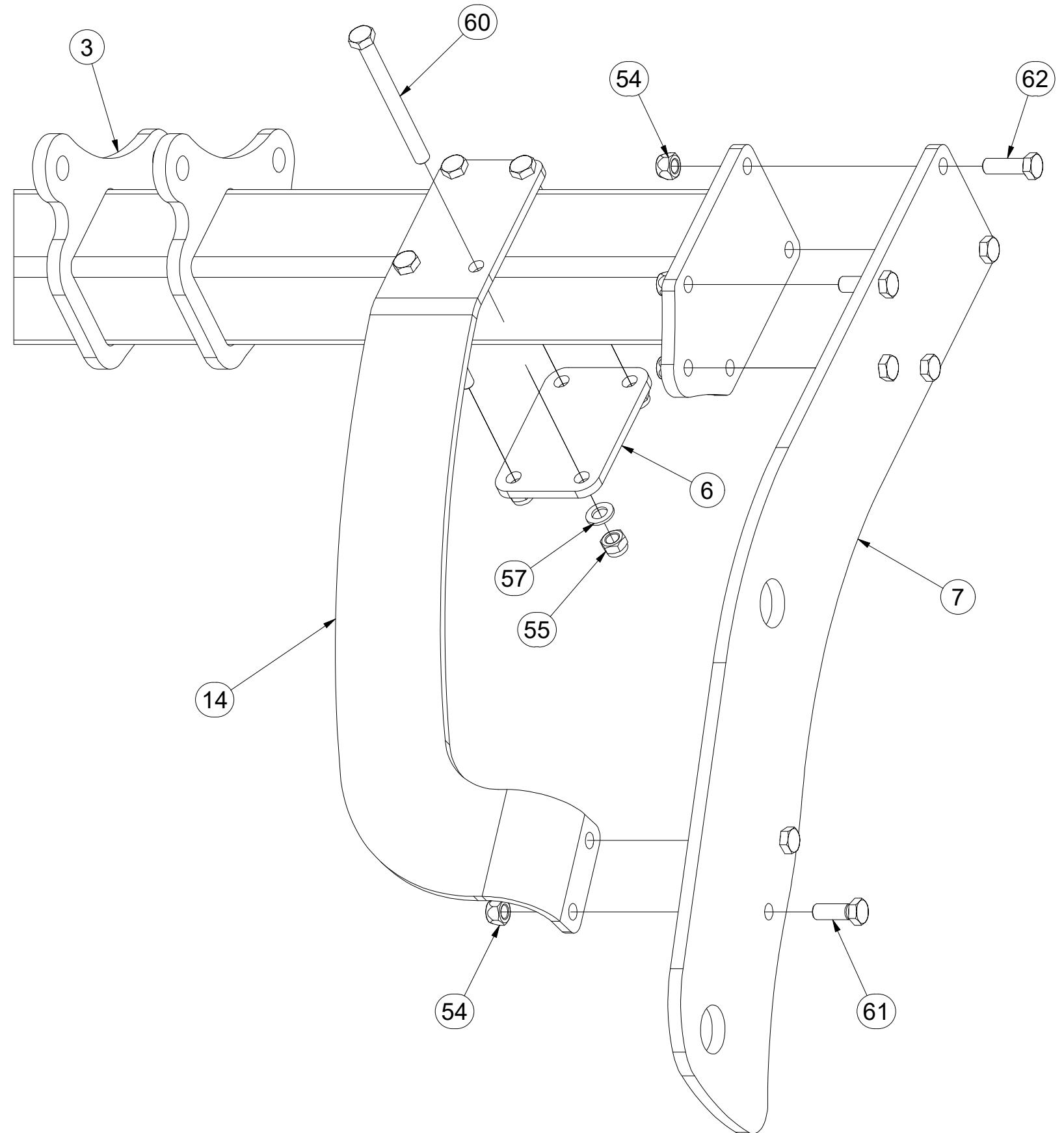
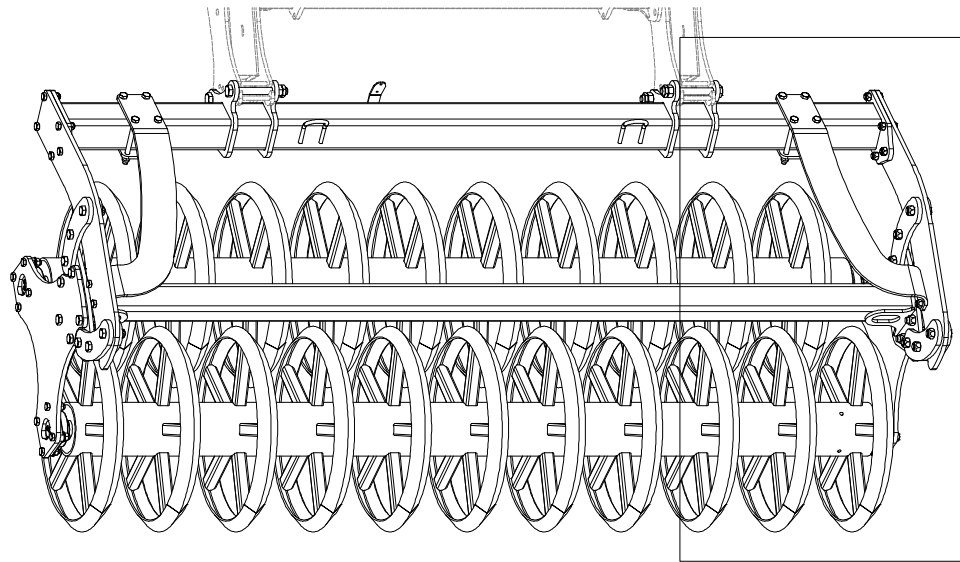
VZ00006193

ⒼB SET OF REAR ROLLERS

ⒺU КОМПЛЕКТ ЗАДНИХ КАТКОВ

ⒼL ZESTAW TYLNYCH WAŁÓW

Farmet



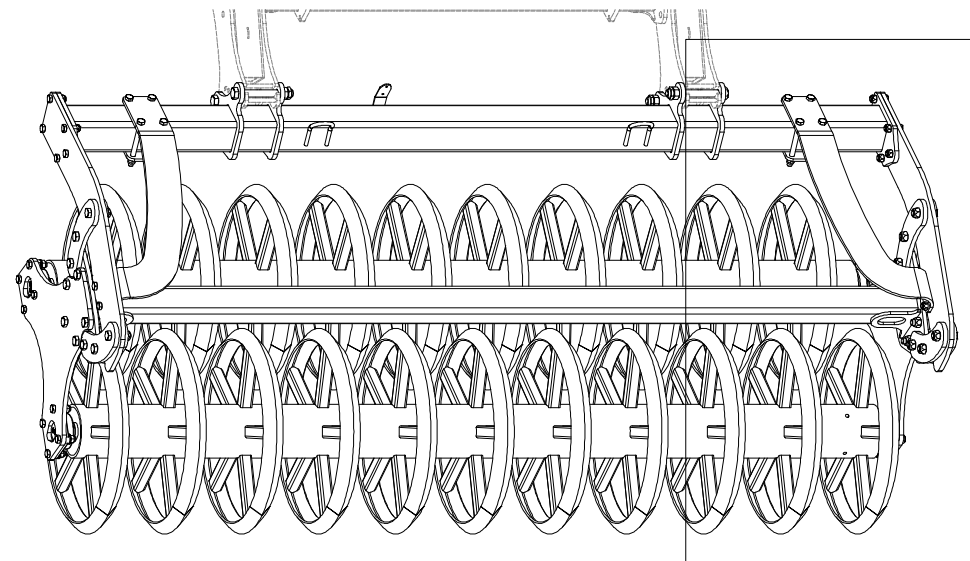
Pos.	Part Number	Pcs.
3	VZ00003937	1
6	4026262	2
7	4026265	2
14	4026575	1
55	m03683	8
54	m13846	14
57	m01219	8
60	m13041	8
61	m13647	4
62	m10849	10

Ⓒ SADA ZADNÍCH VÁLCŮ

Ⓓ SATZ HINTERE WALZEN

Ⓕ KIT DE ROULEAUX ARRIÈRE

VZ00006193

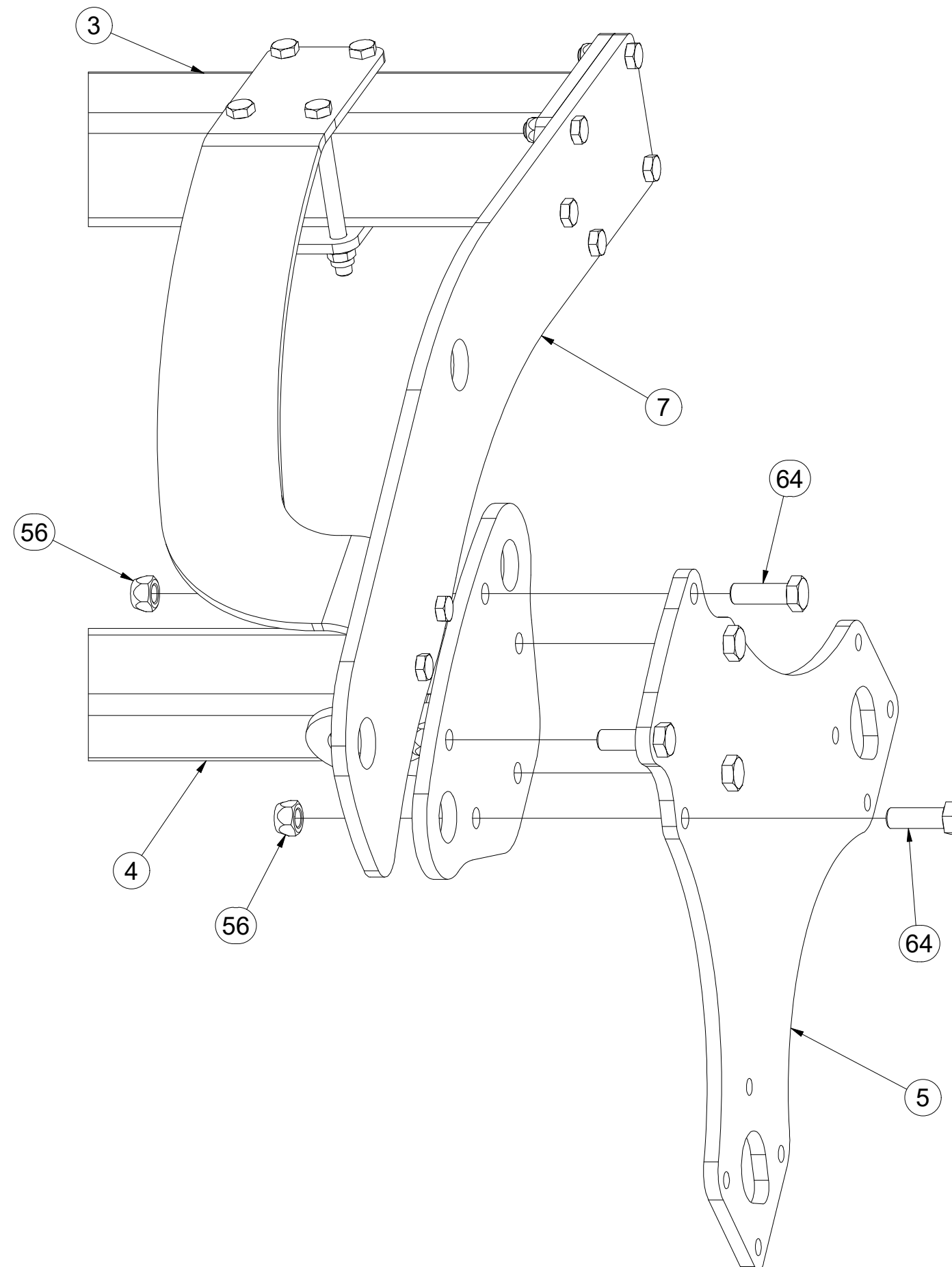


Pos.	Part Number	Pcs.
3	VZ00003937	1
4	VZ00003800	1
5	3013003	2
7	4026265	2
56	m11169	22
64	m14496	10

Ⓖ SET OF REAR ROLLERS

Ⓡ КОМПЛЕКТ ЗАДНИХ КАТКОВ

Ⓢ ZESTAW TYLNYCH WAŁÓW

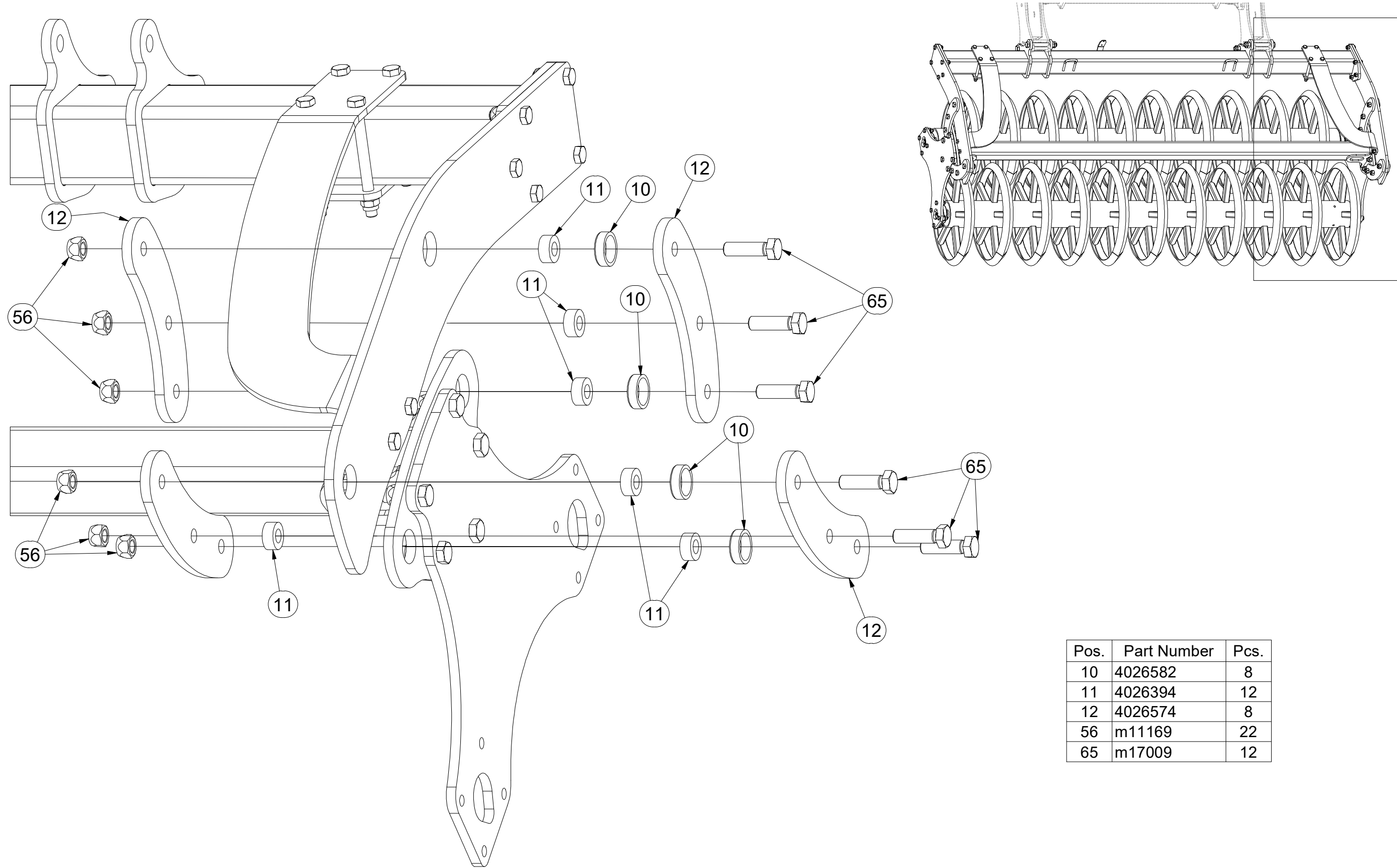


- Ⓒ SADA ZADNÍCH VÁLCŮ
- Ⓓ SATZ HINTERE WALZEN
- Ⓕ KIT DE ROULEAUX ARRIÈRE

- Ⓖ SET OF REAR ROLLERS
- Ⓡ КОМПЛЕКТ ЗАДНИХ КАТКОВ
- Ⓟ ZESTAW TYLNYCH WAŁÓW



VZ00006193



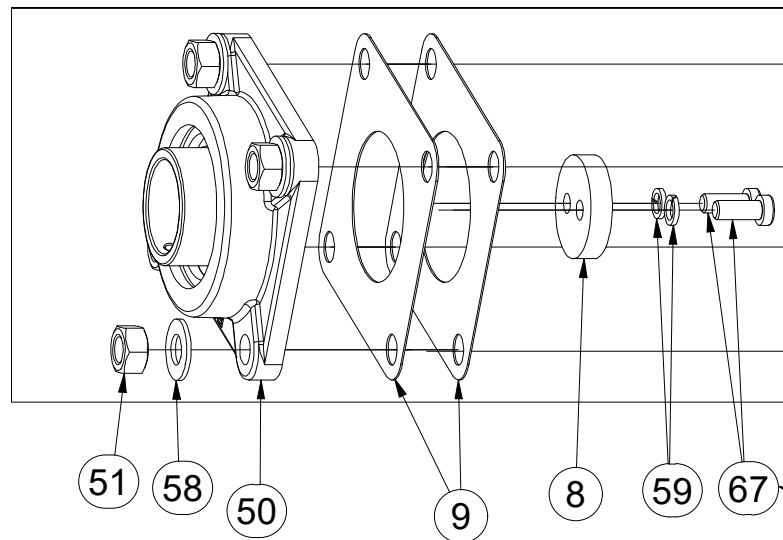
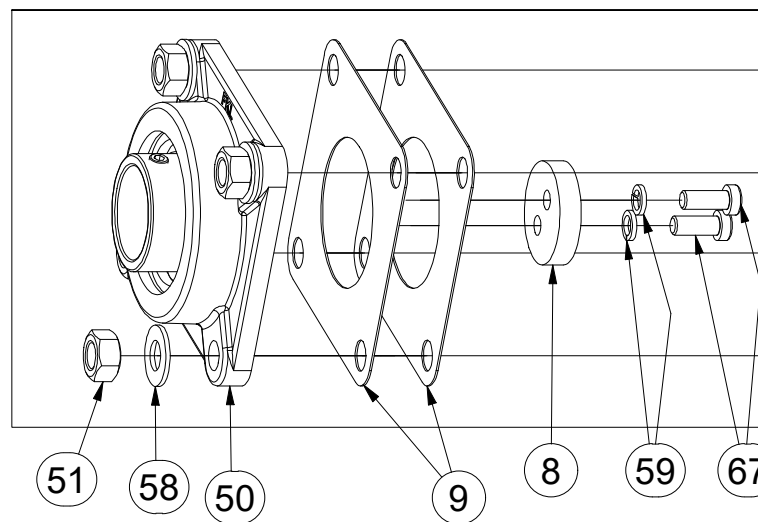
Pos.	Part Number	Pcs.
10	4026582	8
11	4026394	12
12	4026574	8
56	m11169	22
65	m17009	12

CZ SADA ZADNÍCH VÁLCŮ
 D SATZ HINTERE WALZEN
 F KIT DE ROULEAUX ARRIÈRE

GB SET OF REAR ROLLERS
 RU КОМПЛЕКТ ЗАДНИХ КАТКОВ
 PL ZESTAW TYLNYCH WAŁÓW

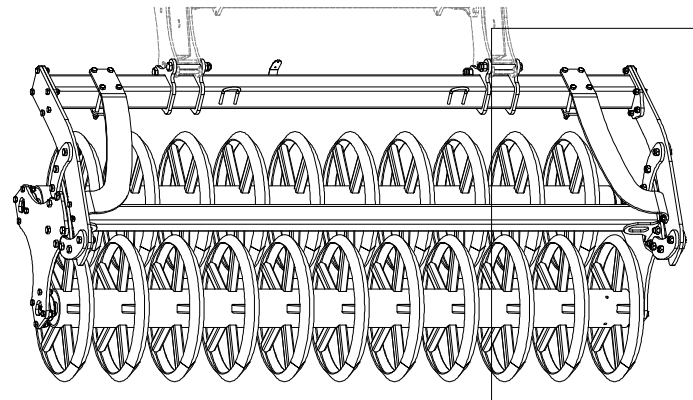
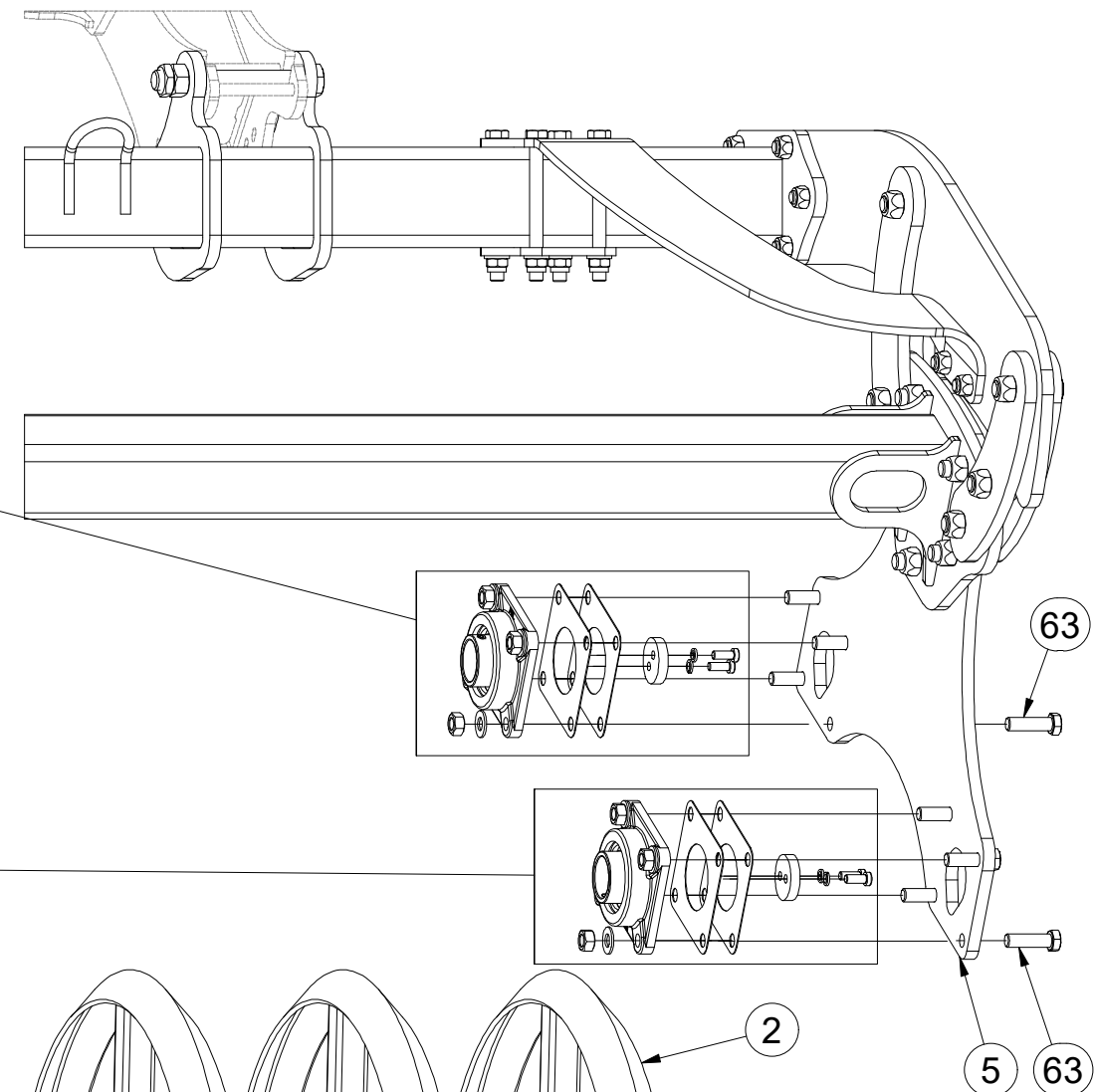


VZ00006193

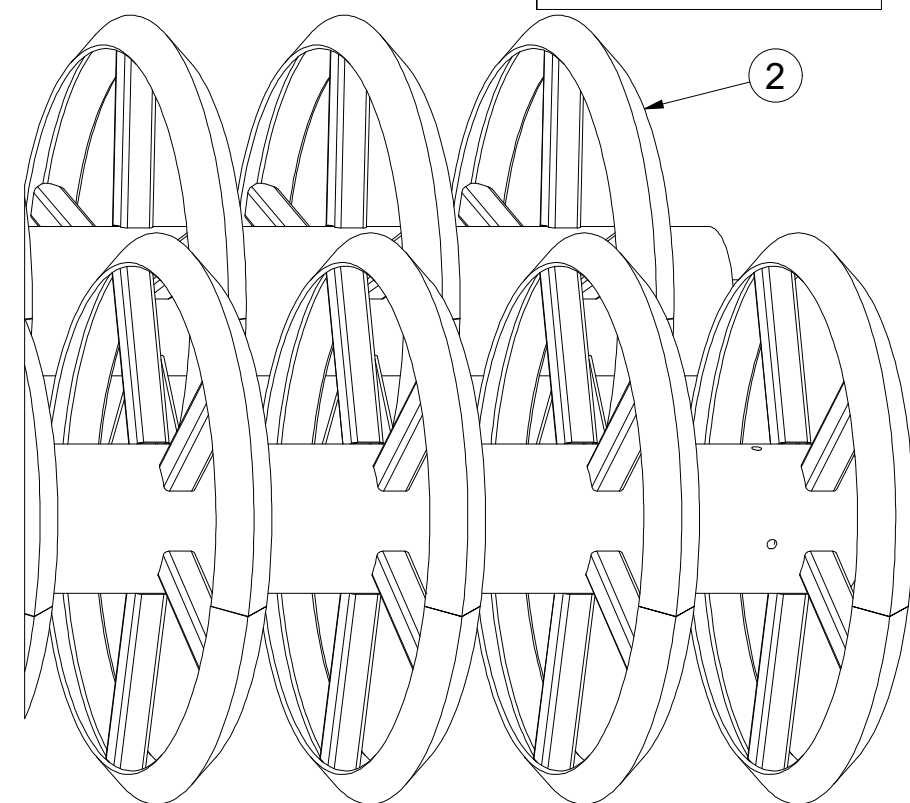


25Nm

25Nm



Pos.	Part Number	Pcs.	Pos.	Part Number	Pcs.
2	VZ00006219	1	59	m01208	8
5	3013003	2	58	m17584	16
8	4017124	4	63	m11724	16
9	4017163	8	67	m17638	8
51	m01306	16	50	m21967	4

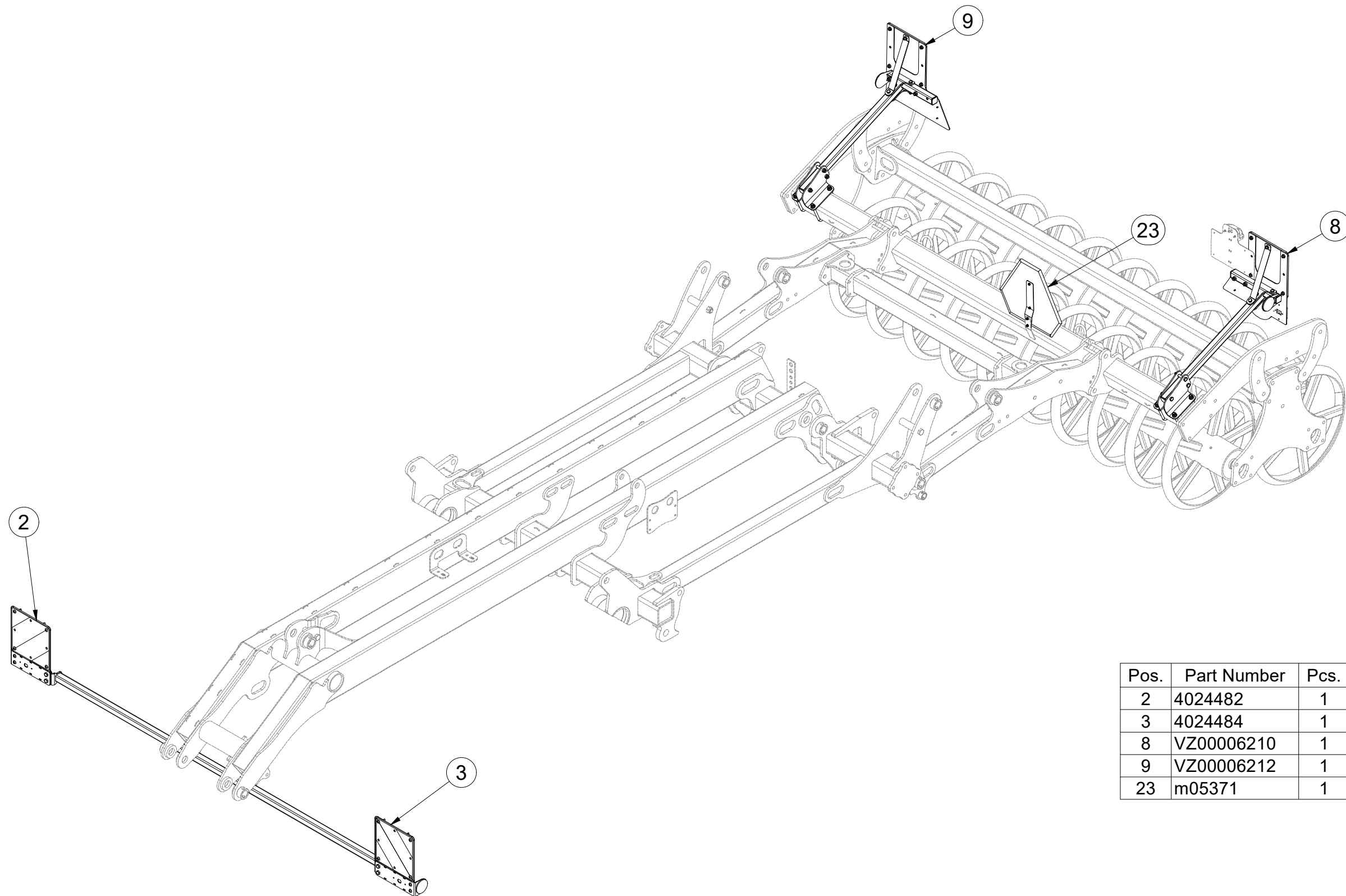


CZ TERČE
 D SCHEIBE
 F CIBLES

GB DISCS
 RU ЩИТКИ
 PL TARCZE



VZ00006194



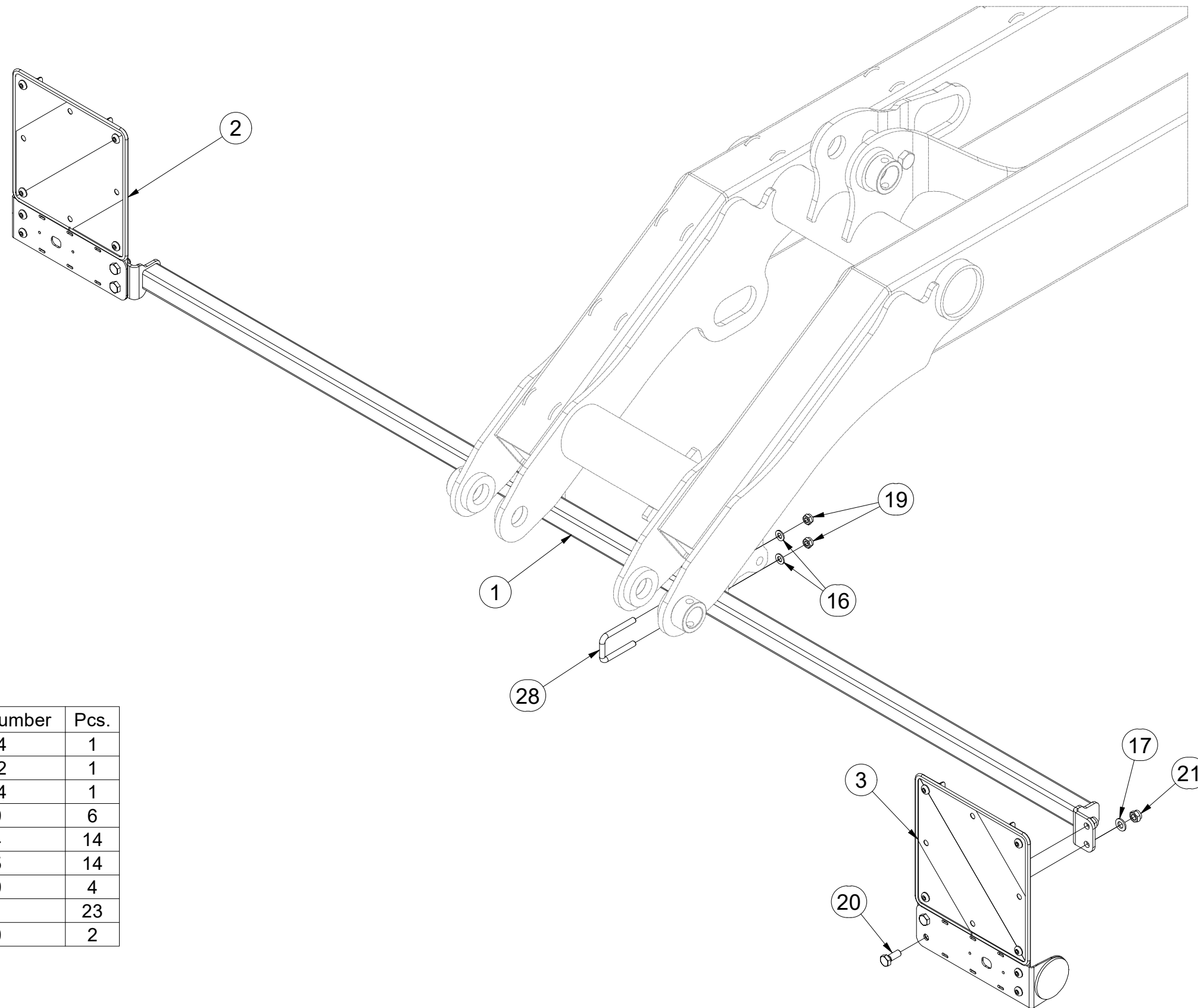
Pos.	Part Number	Pcs.
2	4024482	1
3	4024484	1
8	VZ00006210	1
9	VZ00006212	1
23	m05371	1

CZ TERČE
 D SCHEIBE
 F CIBLES

GB DISCS
 RU ЩИТКИ
 PL TARCZE



VZ00006194



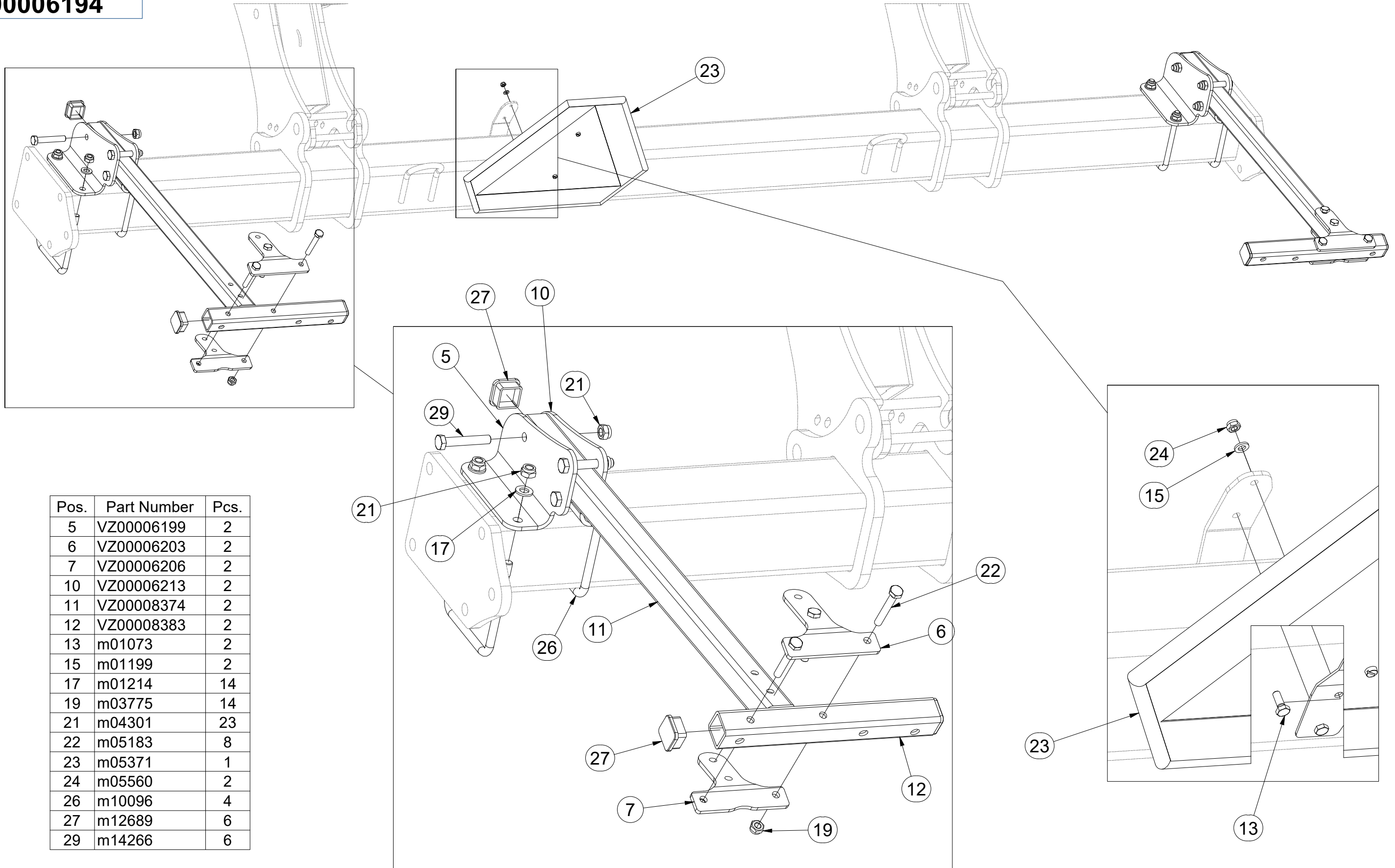
Pos.	Part Number	Pcs.
1	4020274	1
2	4024482	1
3	4024484	1
16	m01209	6
17	m01214	14
19	m03775	14
20	m04039	4
21	m04301	23
28	m13430	2

CZ TERČE
 D SCHEIBE
 F CIBLES

GB DISCS
 RU ЩИТКИ
 PL TARCZE



VZ00006194



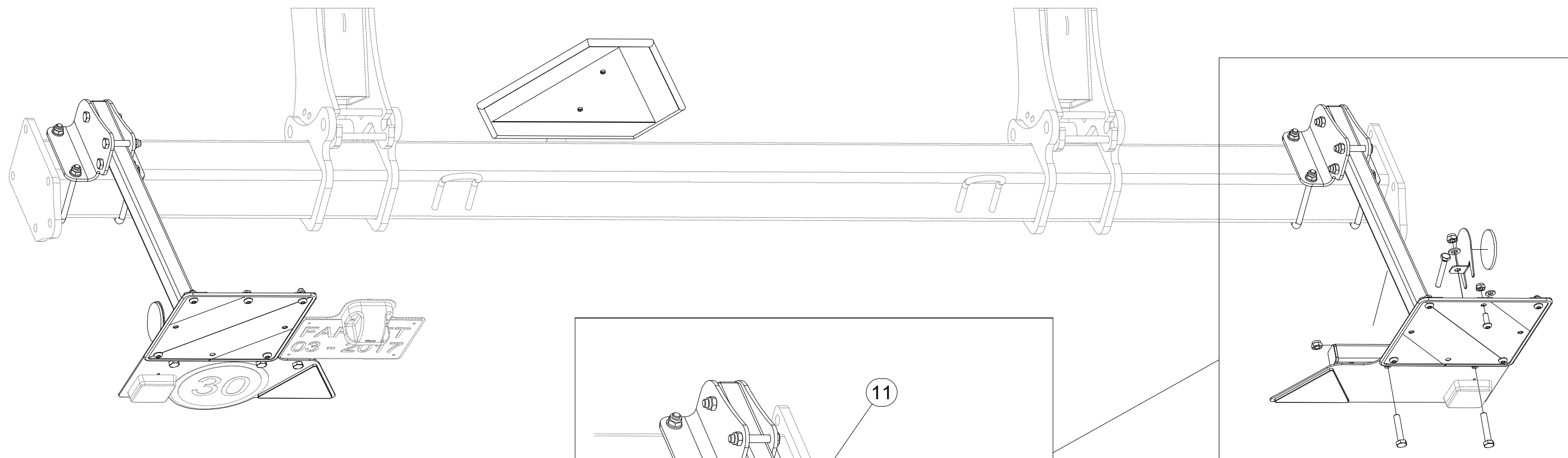
Pos.	Part Number	Pcs.
5	VZ00006199	2
6	VZ00006203	2
7	VZ00006206	2
10	VZ00006213	2
11	VZ00008374	2
12	VZ00008383	2
13	m01073	2
15	m01199	2
17	m01214	14
19	m03775	14
21	m04301	23
22	m05183	8
23	m05371	1
24	m05560	2
26	m10096	4
27	m12689	6
29	m14266	6

CZ TERČE
 D SCHEIBE
 F CIBLES

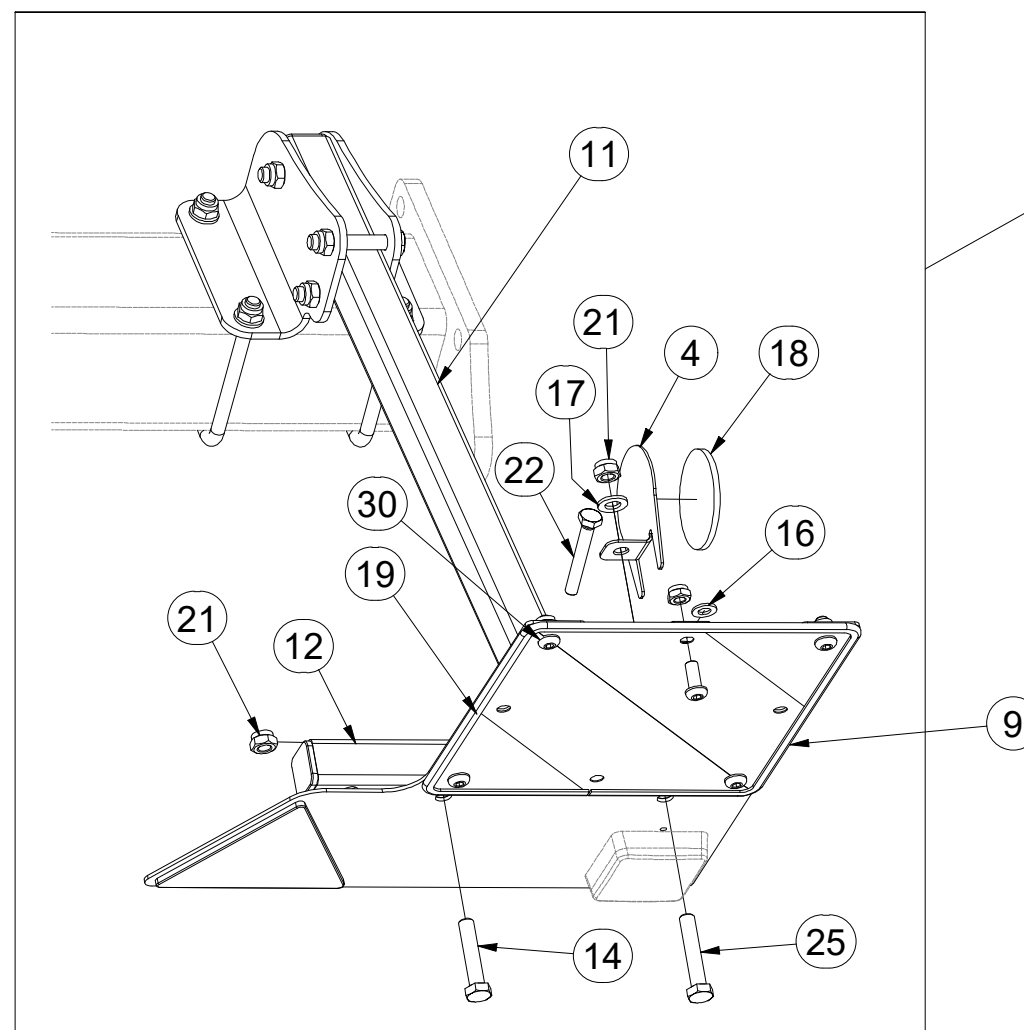
GB DISCS
 RU ЩИТКИ
 PL TARCZE



VZ00006194



Pos.	Part Number	Pcs.
4	4024926	2
9	VZ00006212	1
11	VZ00008374	2
12	VZ00008383	2
14	m01131	3
16	m01209	6
17	m01214	14
18	m02579	2
19	m03775	14
21	m04301	23
22	m05183	8
25	m05898	2
30	m16637	2



ⒸZ TERČ PŘEDNÍ PRAVÝ

Ⓓ SCHILD, VORDERES, RECHTES

Ⓕ CIBLE AVANT DROITE

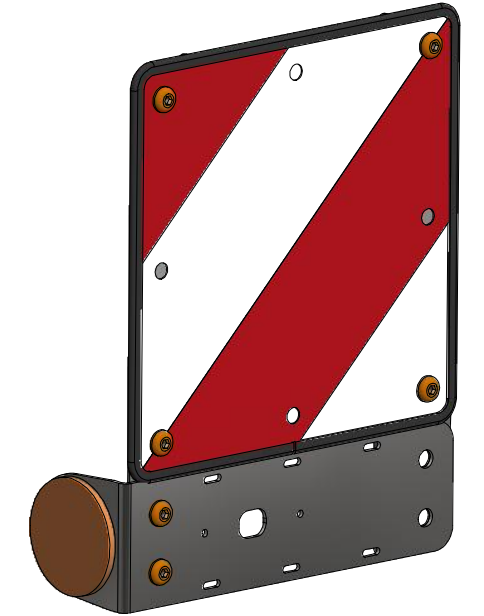
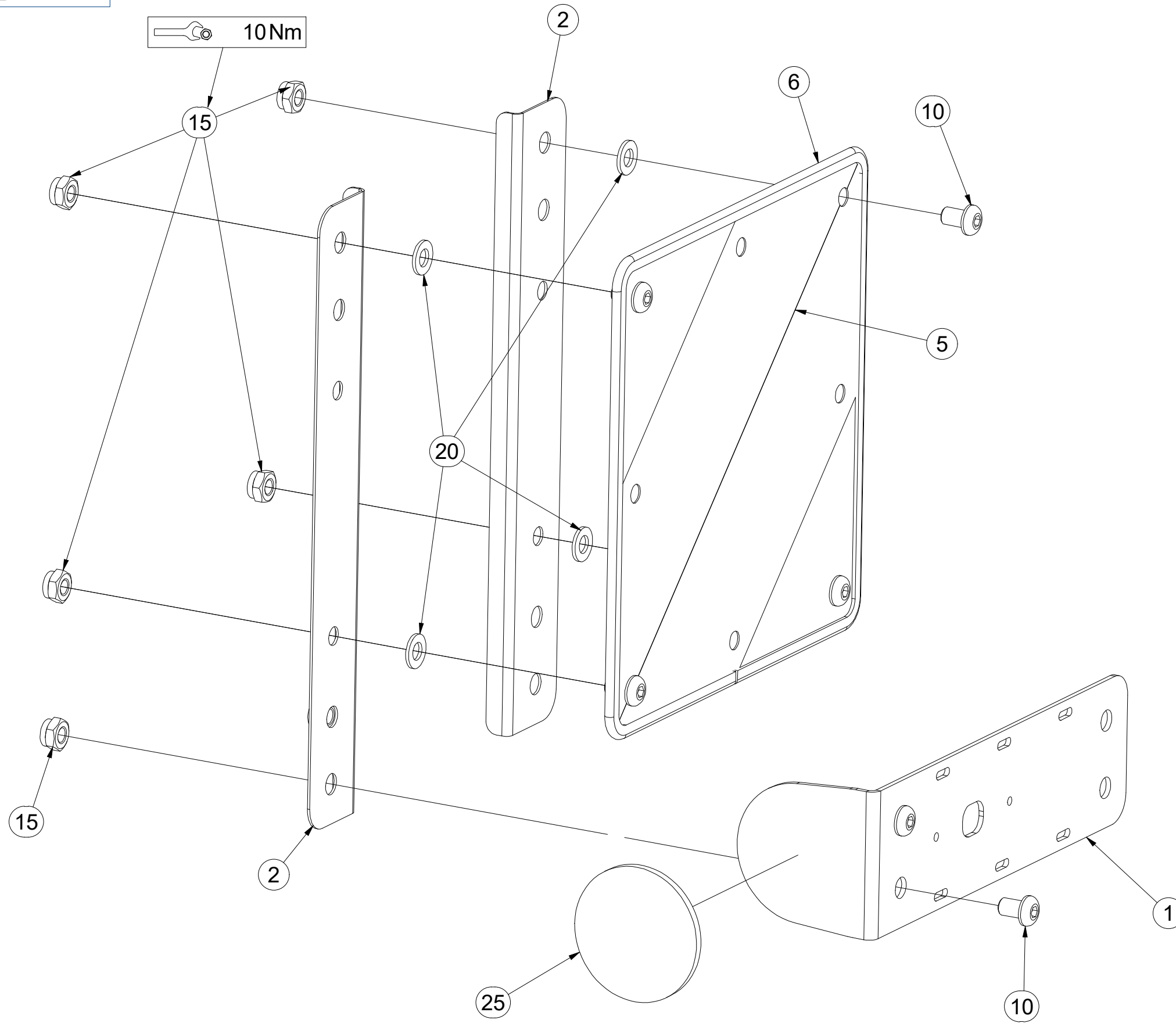
ⒸB RIGHT FRONT DISC

ⒶU ЩИТОК ПЕРЕДНИЙ ПРАВЫЙ

ⒶL TARCZA PRZEDNIA PRAWA



4024482



Pos.	Part Number	Pcs.
1	4024481	1
2	4024491	2
5	m18855	1
6	9005707	1
10	m16687	6
15	m03775	6
20	m01209	4
25	m02579	1

ⒸZ TERČ PŘEDNÍ LEVÝ

Ⓓ SCHILD, VORDERES, LINKES

Ⓕ CIBLE AVANT GAUCHE

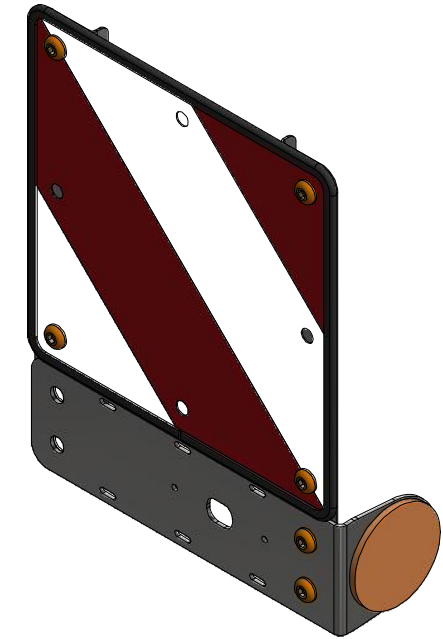
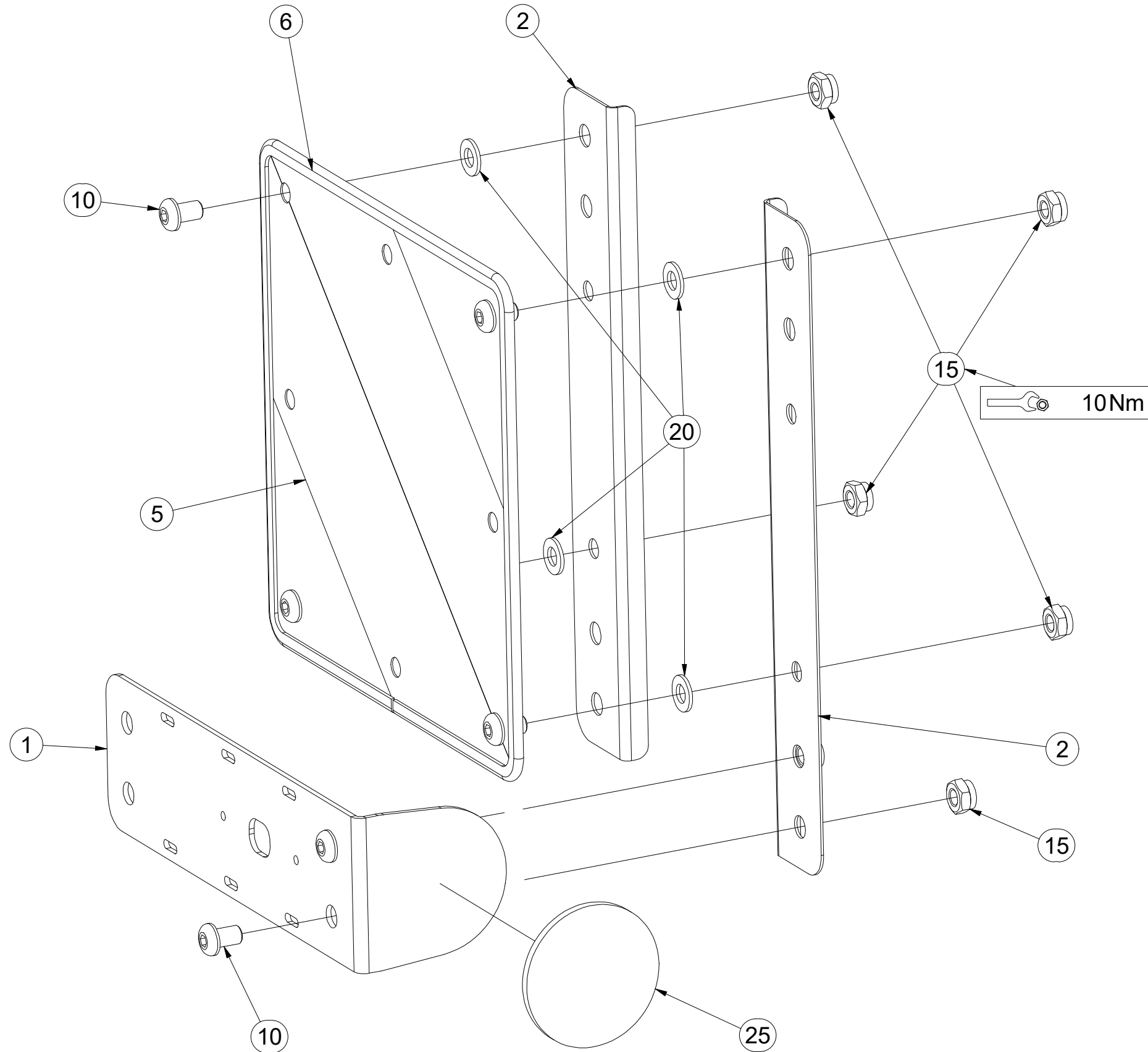
ⒸB LEFT FRONT DISC

ⒶЩИТОК ПЕРЕДНИЙ ЛЕВЫЙ

Ⓐ TARCZA PRZEDNIA LEWA



4024484



Pos.	Part Number	Pcs.
1	4024481	1
2	4024491	2
5	m18855	1
6	9005707	1
10	m16687	6
15	m03775	6
20	m01209	4
25	m02579	1

ⒸZ TERČ ZADNÍ LEVÝ

Ⓓ SCHILD, HINTERES, LINKES

Ⓕ CIBLE ARRIÈRE GAUCHE

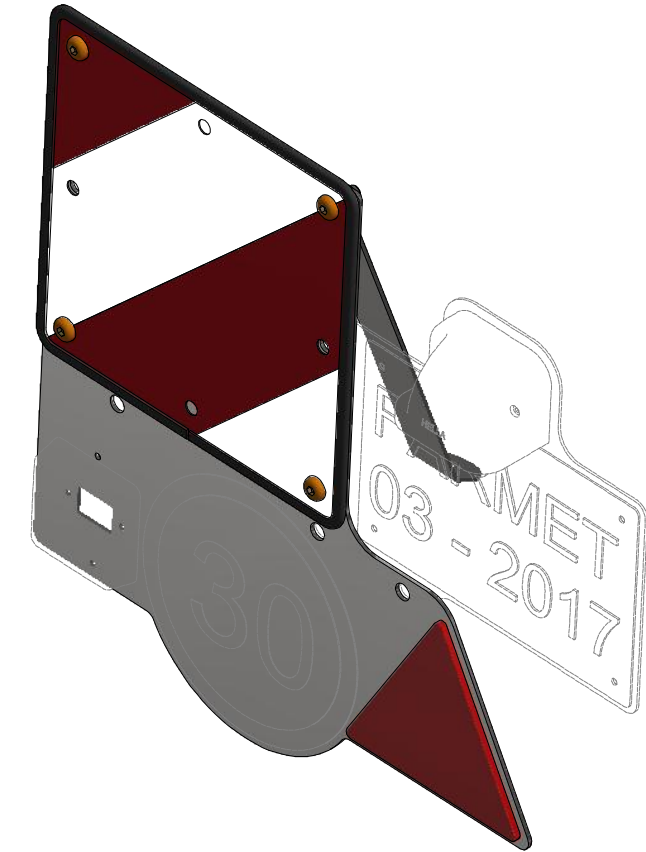
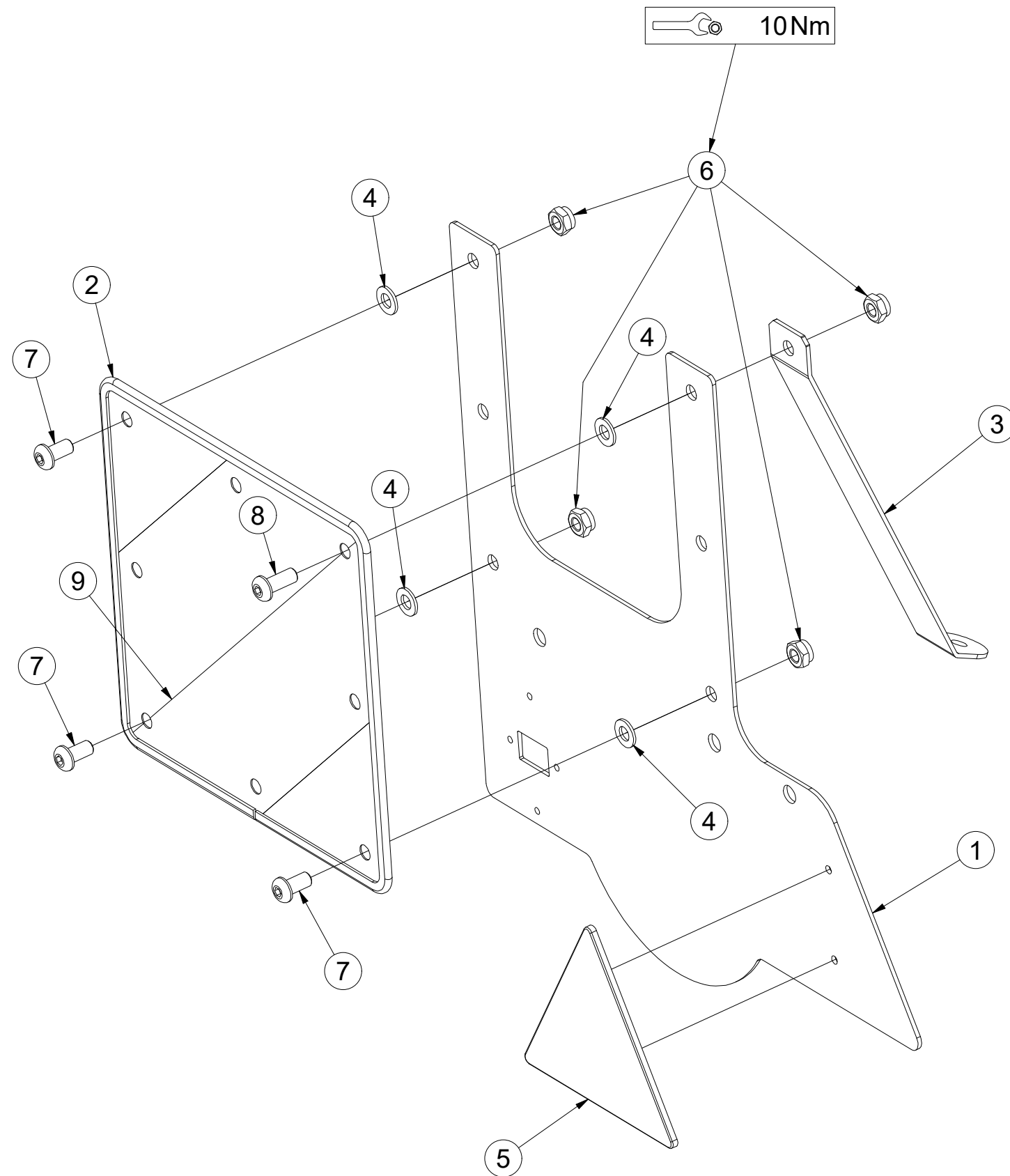
ⒸB LEFT REAR DISC

ⒸU ЩИТОК ЗАДНИЙ ЛЕВЫЙ

ⒸL TARCZA TYLNA LEWA



VZ00006210



Pos.	Part Number	Pcs.
1	4024978	1
2	9005707	1
3	VZ00006211	1
4	m01209	4
5	m02497	1
6	m03775	4
7	m16637	3
8	m16688	1
9	m18855	1

ⒸZ TERČ ZADNÍ PRAVÝ

Ⓓ SCHILD, HINTERES, RECHTES

Ⓕ CIBLE ARRIÈRE DROITE

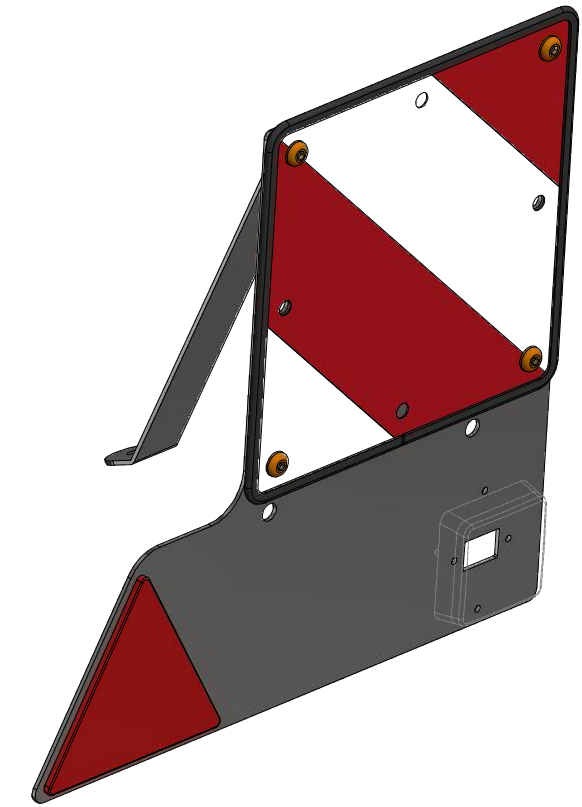
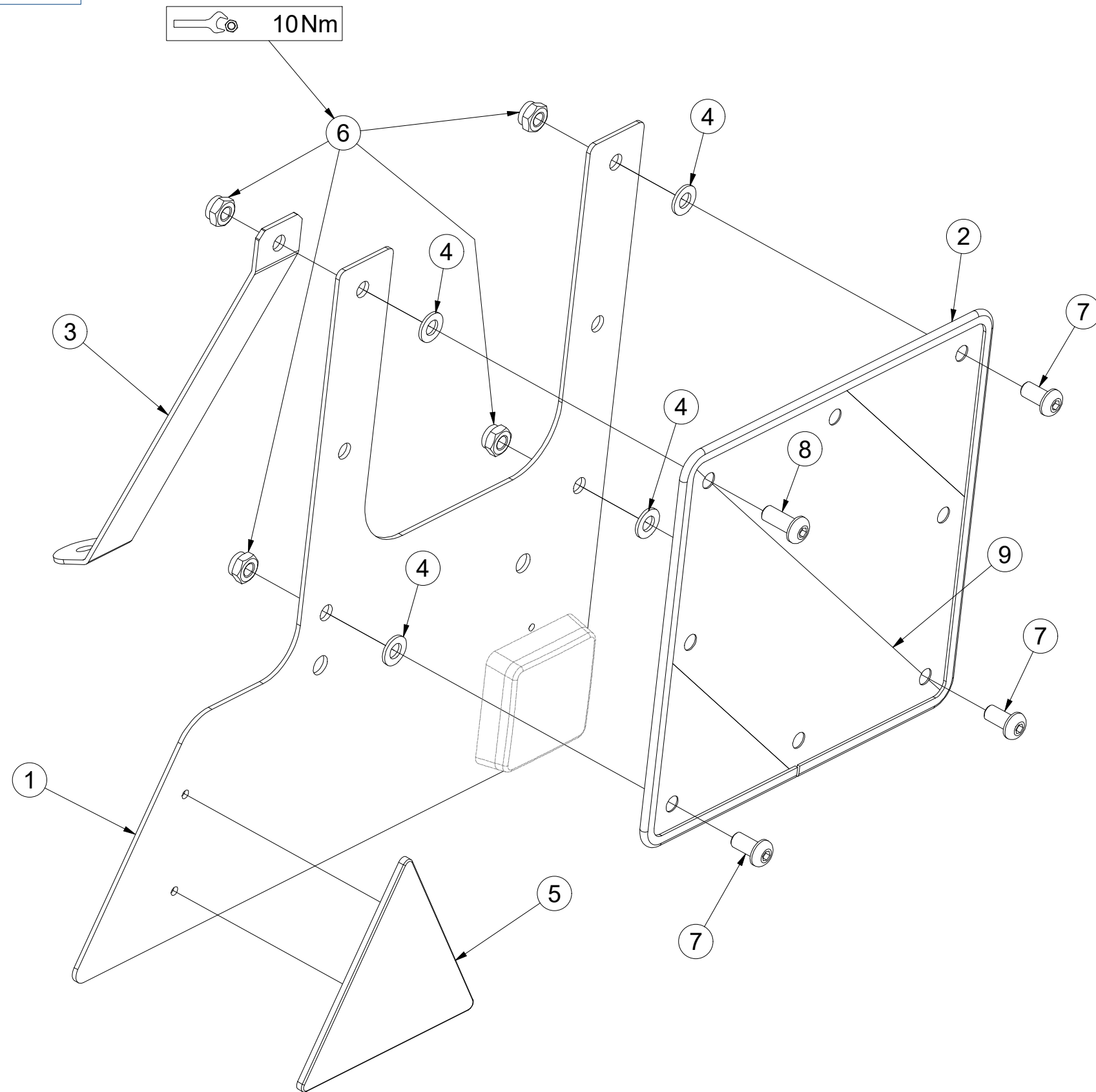
VZ00006212

ⒼB RIGHT REAR DISC

ⒺЩИТОК ЗАДНИЙ ПРАВЫЙ

ⒽL TARCZA TYLNA PRAWA

Farmet



Pos.	Part Number	Pcs.
1	4024980	1
2	9005707	1
3	VZ00006211	1
4	m01209	4
5	m02497	1
6	m03775	4
7	m16637	3
8	m16688	1
9	m18855	1

ⒸZ HYDRAULIKA STROJE

Ⓓ HYDRAULIK DER MASCHINE

Ⓕ HYDRAULIQUE DE LA MACHINE

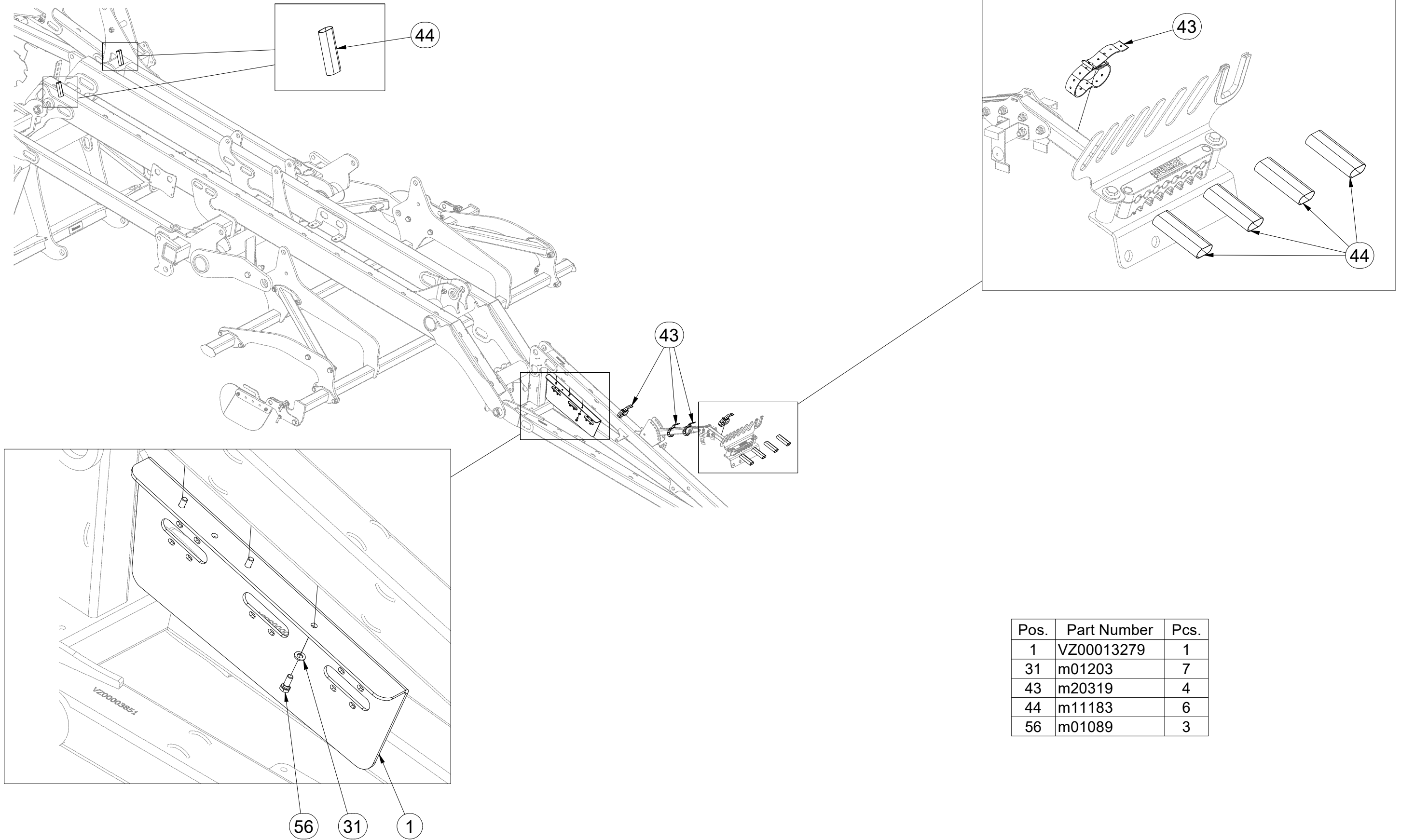
ⒸB MACHINE HYDRAULICS

ⒸR ГИДРАВЛИКА МАШИНЫ

ⒸL HYDRAULIKA MASZYN



VZ00014951



Pos.	Part Number	Pcs.
1	VZ00013279	1
31	m01203	7
43	m20319	4
44	m11183	6
56	m01089	3

Ⓒ HYDRAULIKA STROJE

Ⓓ HYDRAULIK DER MASCHINE

Ⓕ HYDRAULIQUE DE LA MACHINE

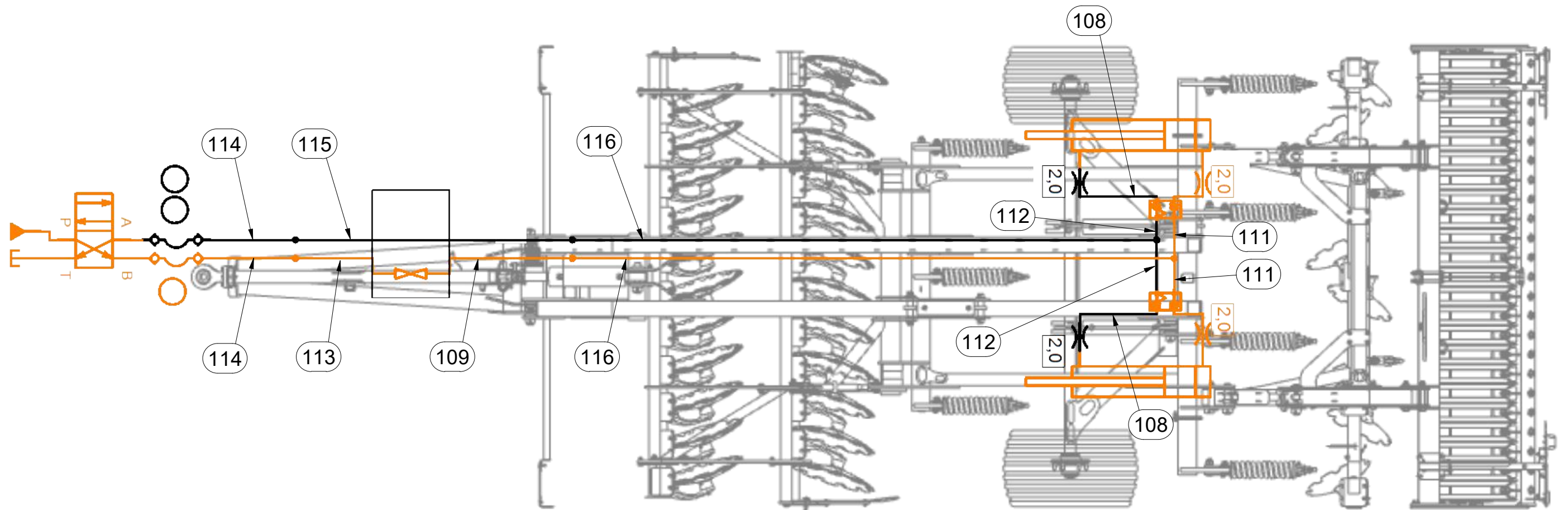
Ⓖ MACHINE HYDRAULICS

Ⓡ ГИДРАВЛИКА МАШИНЫ

Ⓟ HYDRAULIKA MASZYN



VZ00014951



Pos.	Part Number	Pcs.	Pos.	Part Number	Pcs.
108	m10830	2	113	m18117	1
109	m18023	1	114	m03716	2
111	m18024	2	115	m18025	1
112	m04826	2	116	m09252	2

Ⓒ HYDRAULIKA STROJE

Ⓓ HYDRAULIK DER MASCHINE

Ⓕ HYDRAULIQUE DE LA MACHINE

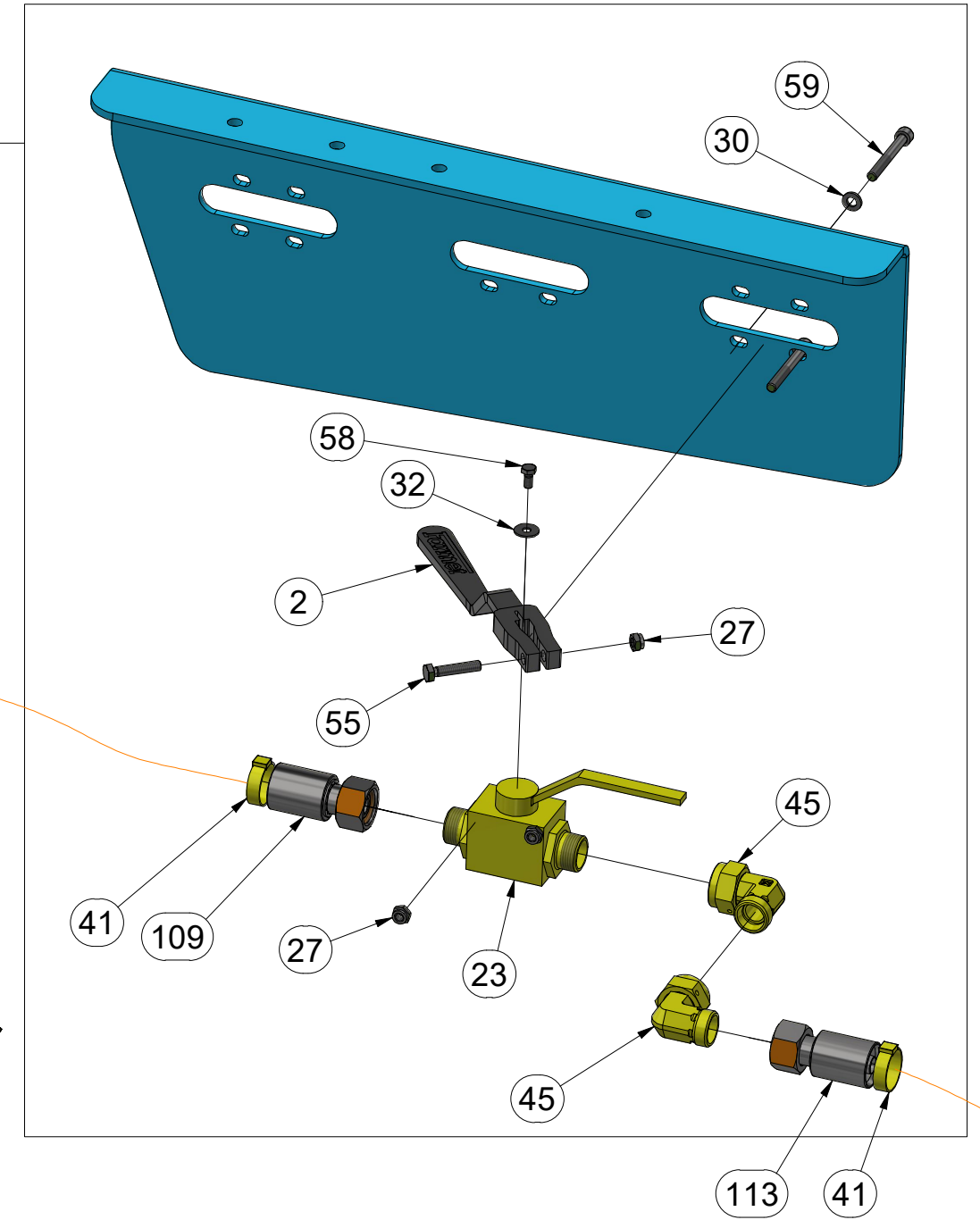
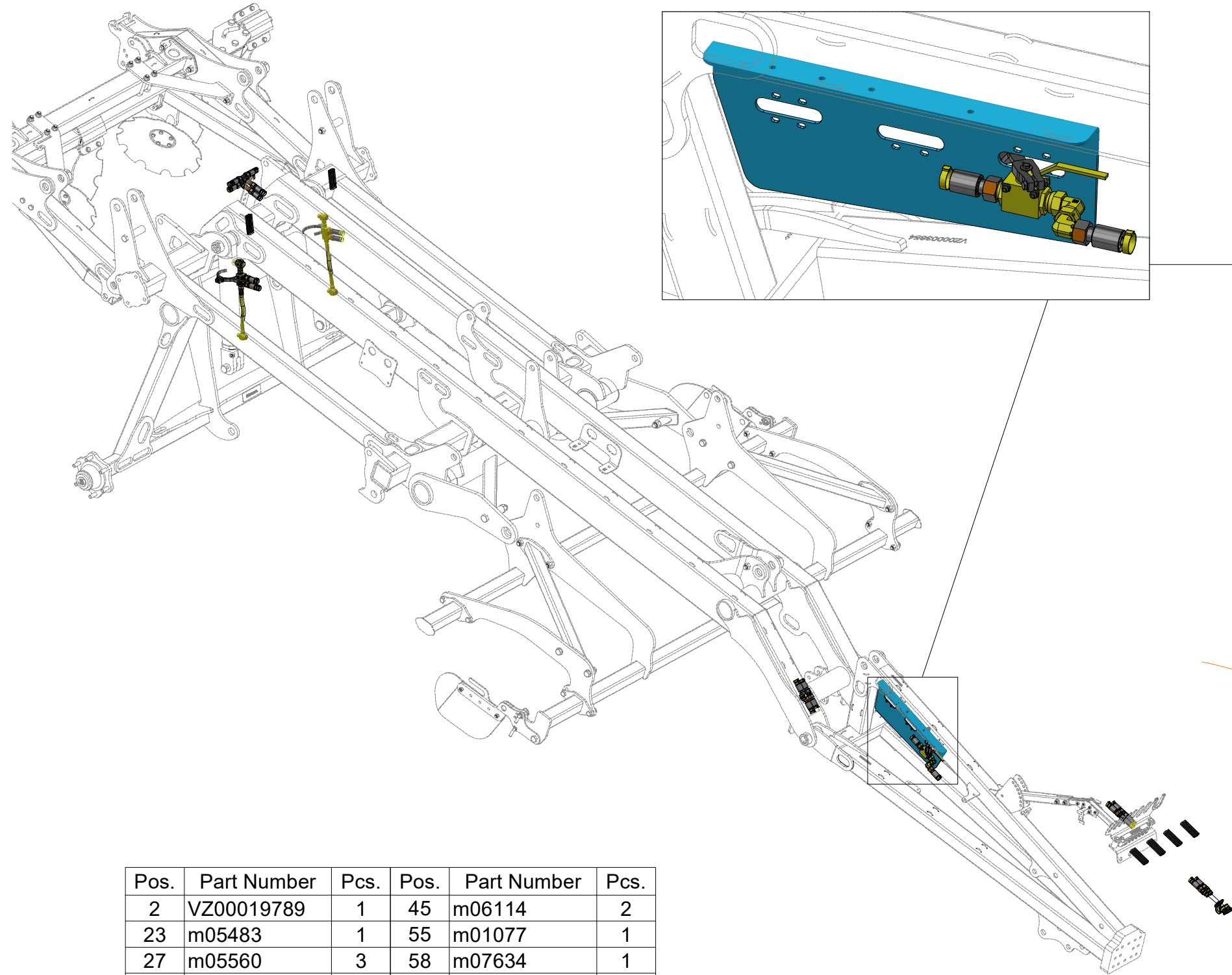
Ⓖ MACHINE HYDRAULICS

Ⓡ ГИДРАВЛИКА МАШИНЫ

Ⓟ HYDRAULIKA MASZYN



VZ00014951



Pos.	Part Number	Pcs.	Pos.	Part Number	Pcs.
2	VZ00019789	1	45	m06114	2
23	m05483	1	55	m01077	1
27	m05560	3	58	m07634	1
30	m01199	2	59	m07998	2
32	m10438	1	109	m18023	1
41	m11289	40	113	m18117	1

ⒸZ HYDRAULIKA STROJE

Ⓓ HYDRAULIK DER MASCHINE

Ⓕ HYDRAULIQUE DE LA MACHINE

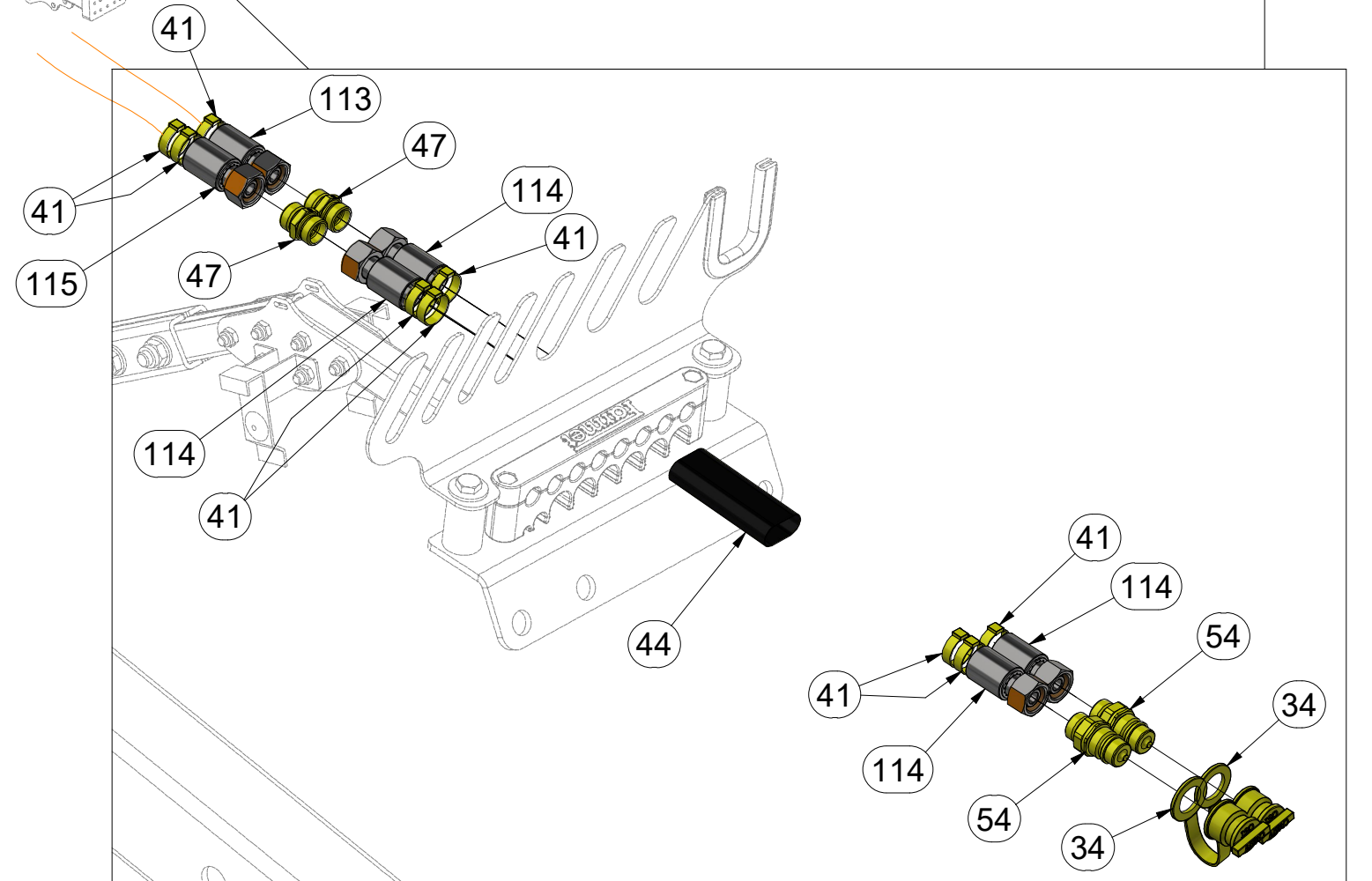
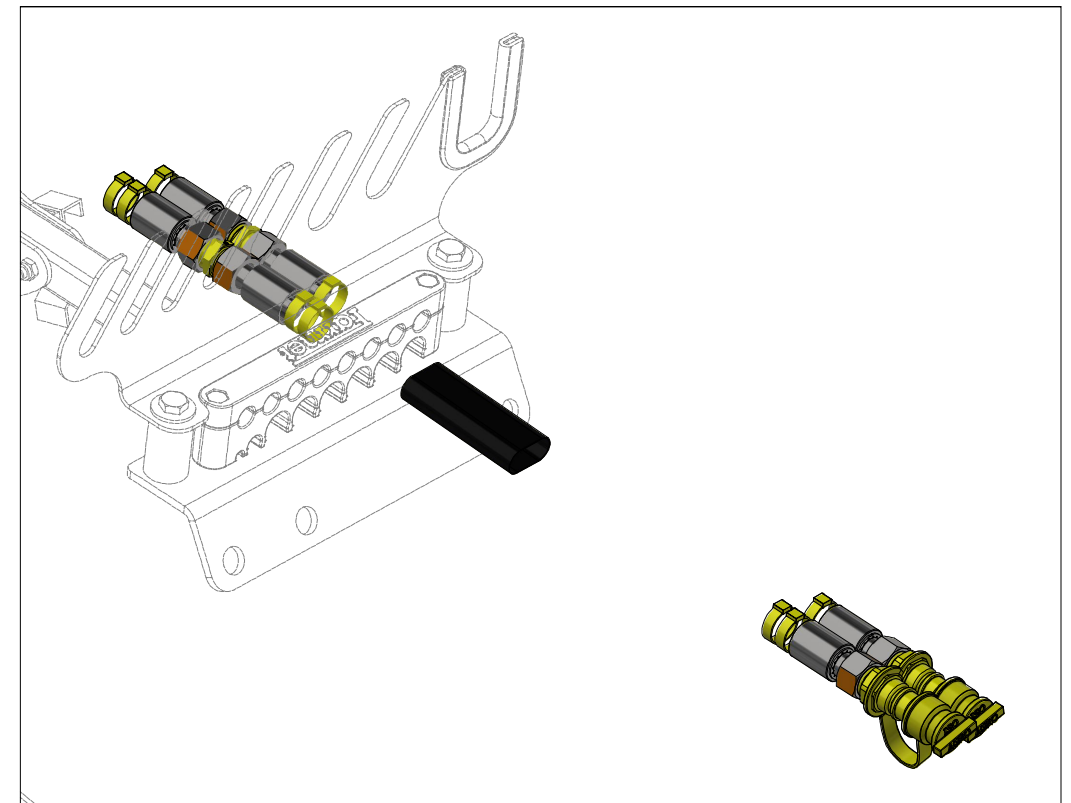
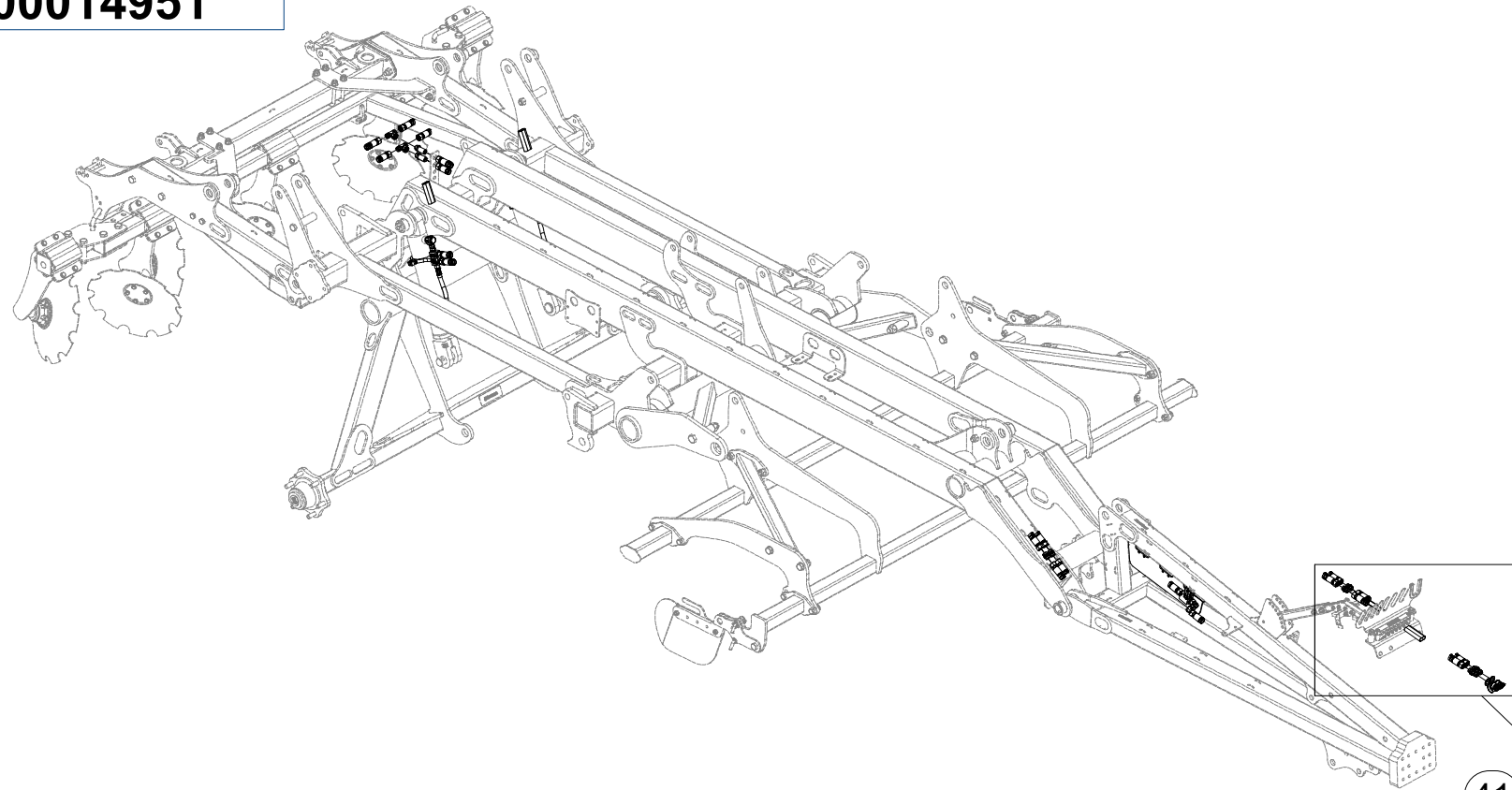
ⒸB MACHINE HYDRAULICS

ⒸR ГИДРАВЛИКА МАШИНЫ

ⒸL HYDRAULIKA MASZYN

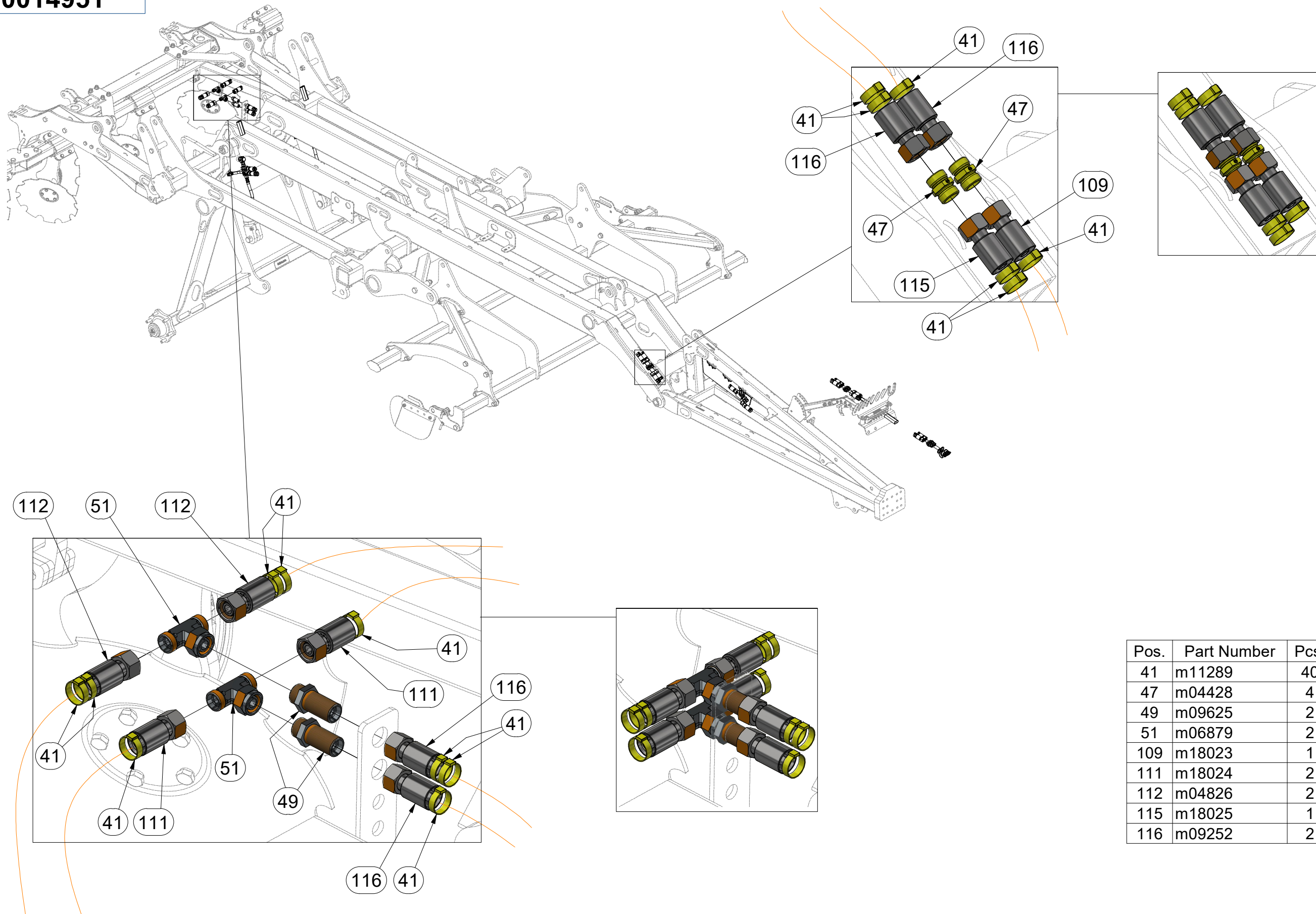


VZ00014951



Pos.	Part Number	Pcs.
34	m04023	2
41	m11289	40
44	m11183	6
47	m04428	4
54	m04189	2
113	m18117	1
114	m03716	2
115	m18025	1

VZ00014951



Pos.	Part Number	Pcs.
41	m11289	40
47	m04428	4
49	m09625	2
51	m06879	2
109	m18023	1
111	m18024	2
112	m04826	2
115	m18025	1
116	m09252	2

Ⓒ HYDRAULIKA STROJE

Ⓓ HYDRAULIK DER MASCHINE

Ⓕ HYDRAULIQUE DE LA MACHINE

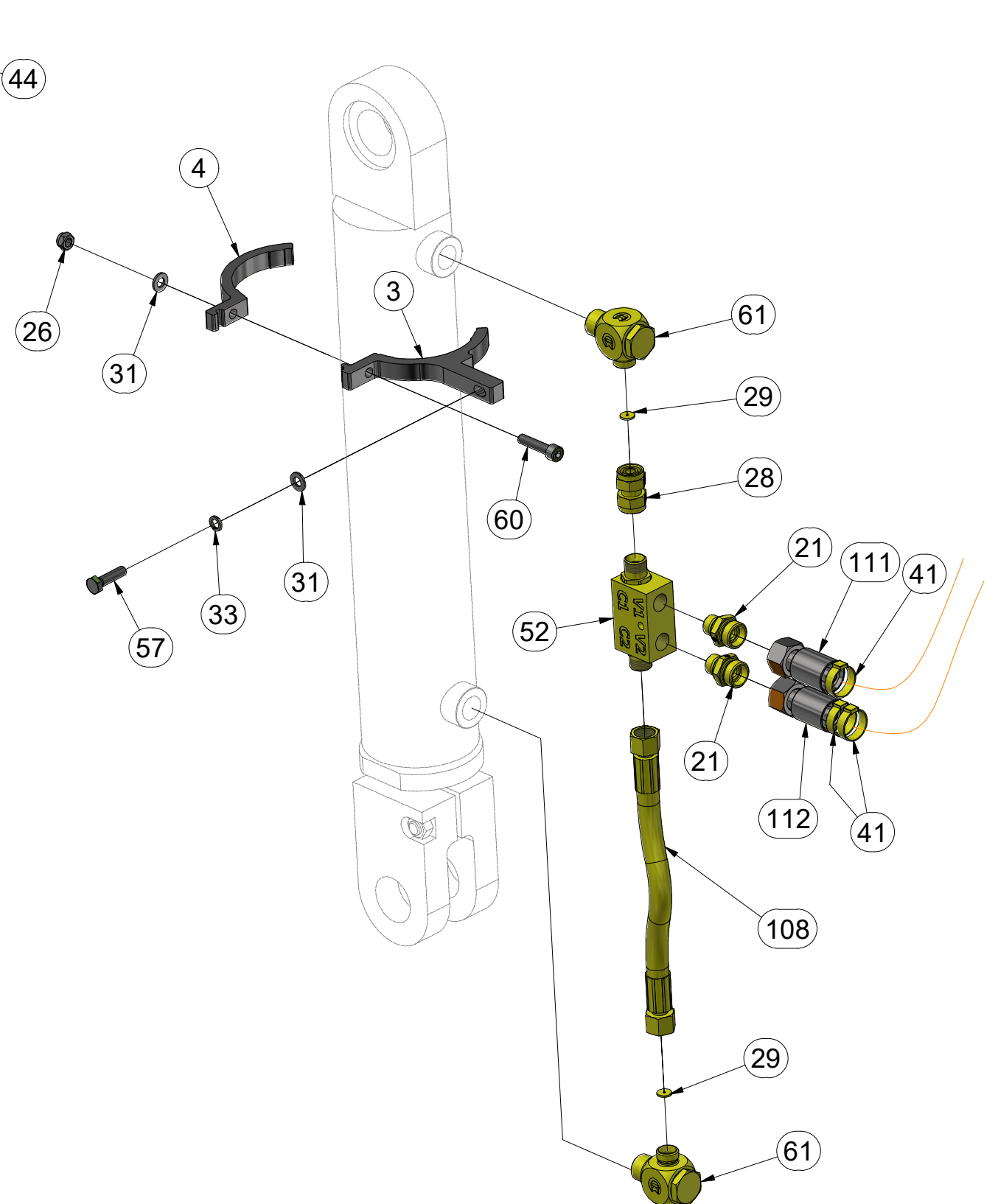
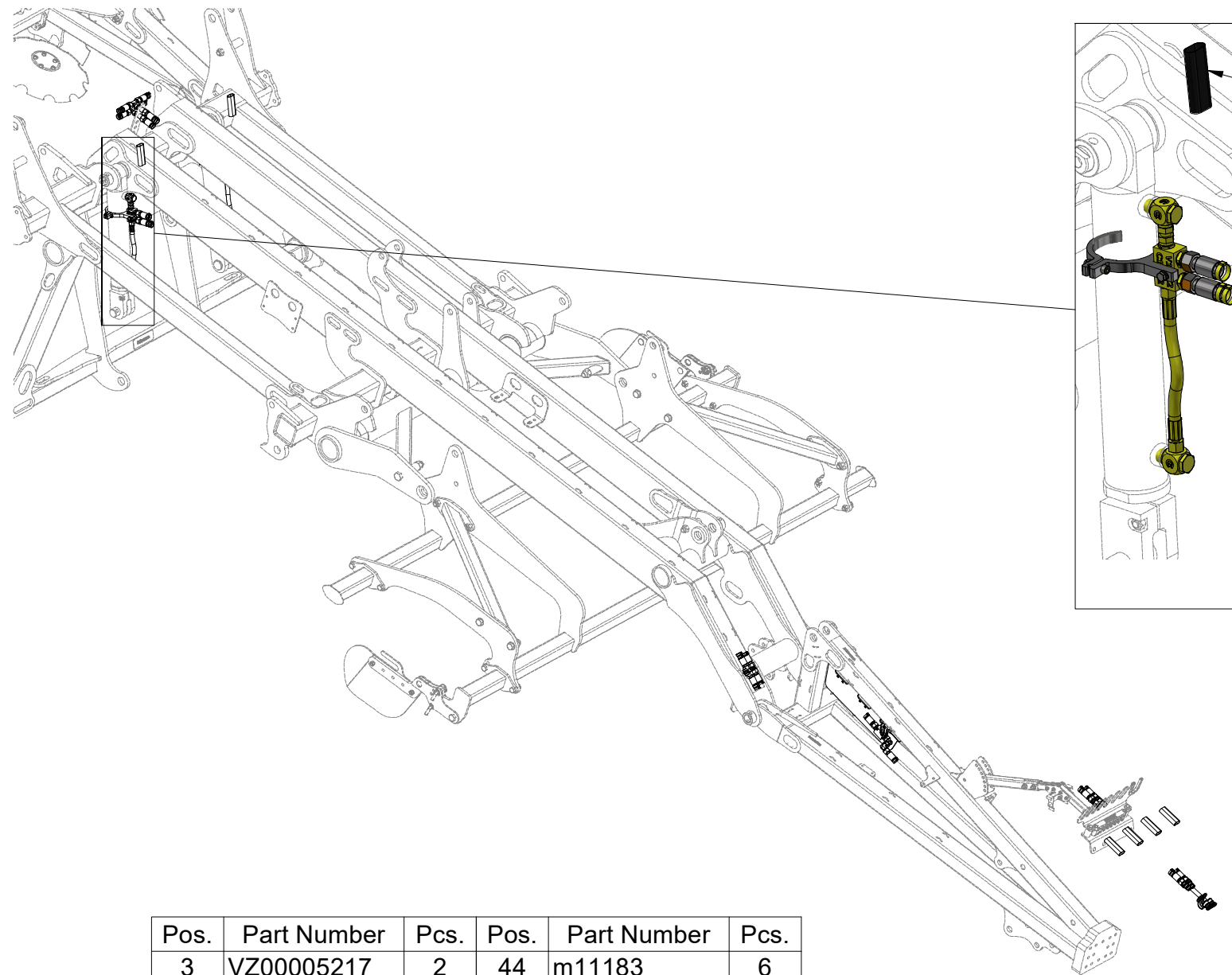
Ⓖ MACHINE HYDRAULICS

Ⓡ ГИДРАВЛИКА МАШИНЫ

Ⓟ HYDRAULIKA MASZYN



VZ00014951



Pos.	Part Number	Pcs.	Pos.	Part Number	Pcs.
3	VZ00005217	2	44	m11183	6
4	VZ00005218	2	52	m08083	3
21	m07191	4	57	m04791	2
26	m04503	2	60	m09464	2
28	m05144	3	61	m20912	6
29	m10762	4	108	m10830	2
31	m01203	7	111	m18024	2
33	m01202	2	112	m04826	2
41	m11289	40			

ⒸZ HYDRAULIKA STROJE

Ⓓ HYDRAULIK DER MASCHINE

Ⓕ HYDRAULIQUE DE LA MACHINE

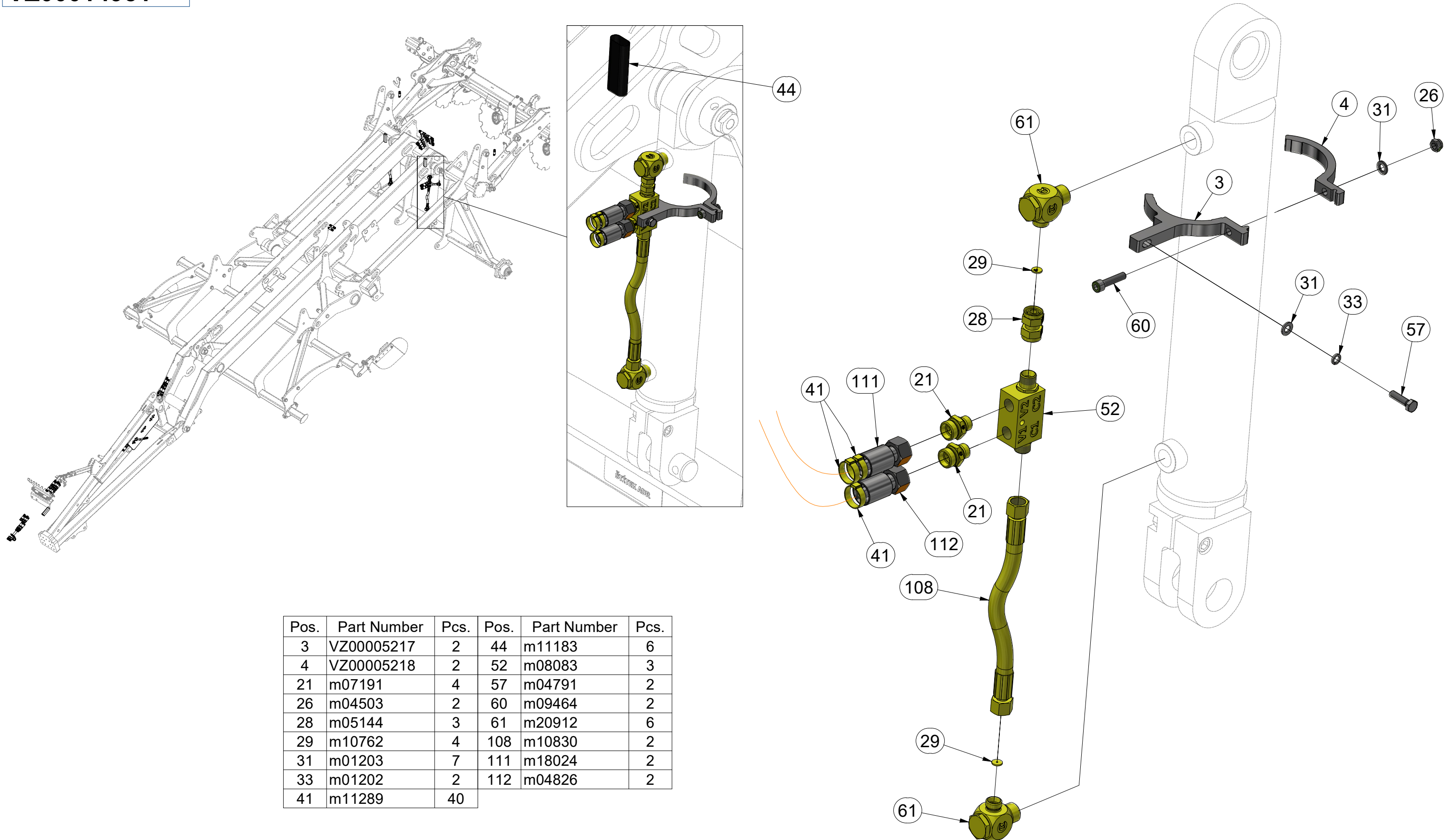
ⒼB MACHINE HYDRAULICS

Ⓔ RU ГИДРАВЛИКА МАШИНЫ

Ⓗ PL HYDRAULIKA MASZYN



VZ00014951



Pos.	Part Number	Pcs.	Pos.	Part Number	Pcs.
3	VZ00005217	2	44	m11183	6
4	VZ00005218	2	52	m08083	3
21	m07191	4	57	m04791	2
26	m04503	2	60	m09464	2
28	m05144	3	61	m20912	6
29	m10762	4	108	m10830	2
31	m01203	7	111	m18024	2
33	m01202	2	112	m04826	2
41	m11289	40			

Ⓒ HYDRAULIKA STROJE

Ⓓ HYDRAULIK DER MASCHINE

Ⓕ HYDRAULIQUE DE LA MACHINE

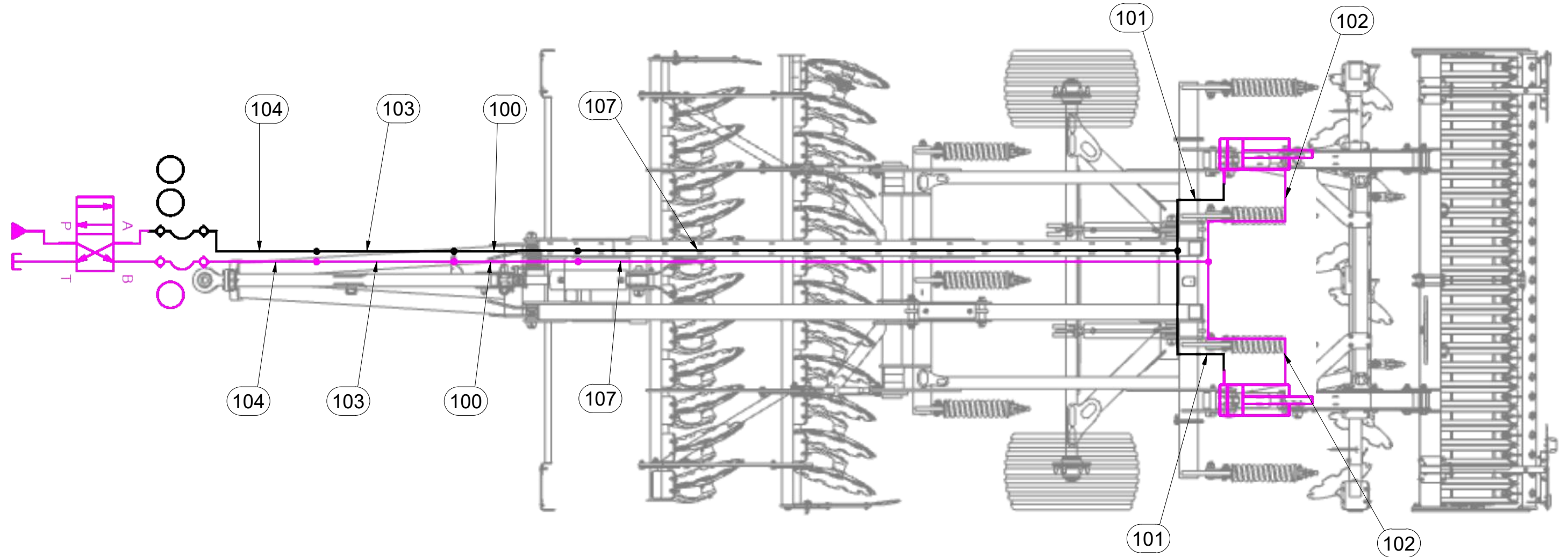
Ⓖ MACHINE HYDRAULICS

Ⓡ ГИДРАВЛИКА МАШИНЫ

Ⓟ HYDRAULIKA MASZYN



VZ00014951



Pos.	Part Number	Pcs.	Pos.	Part Number	Pcs.
100	m07645	2	103	m05762	2
101	m05210	2	104	m16631	6
102	m06533	2	107	m05216	2

Ⓒ HYDRAULIKA STROJE

Ⓓ HYDRAULIK DER MASCHINE

Ⓕ HYDRAULIQUE DE LA MACHINE

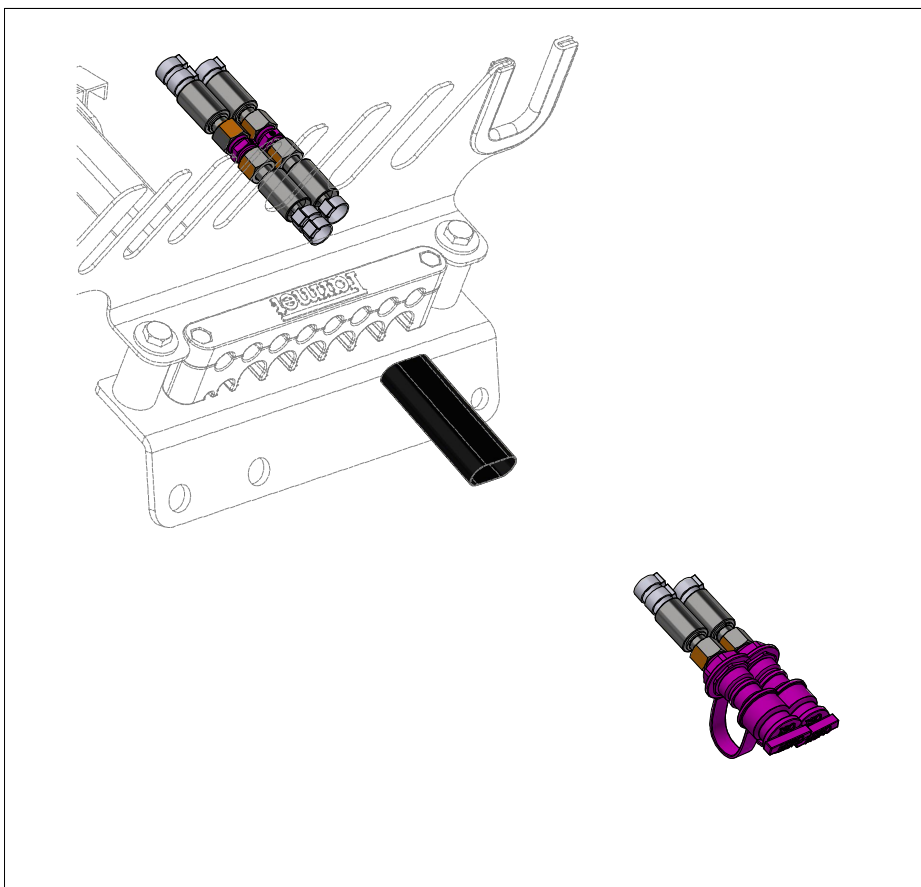
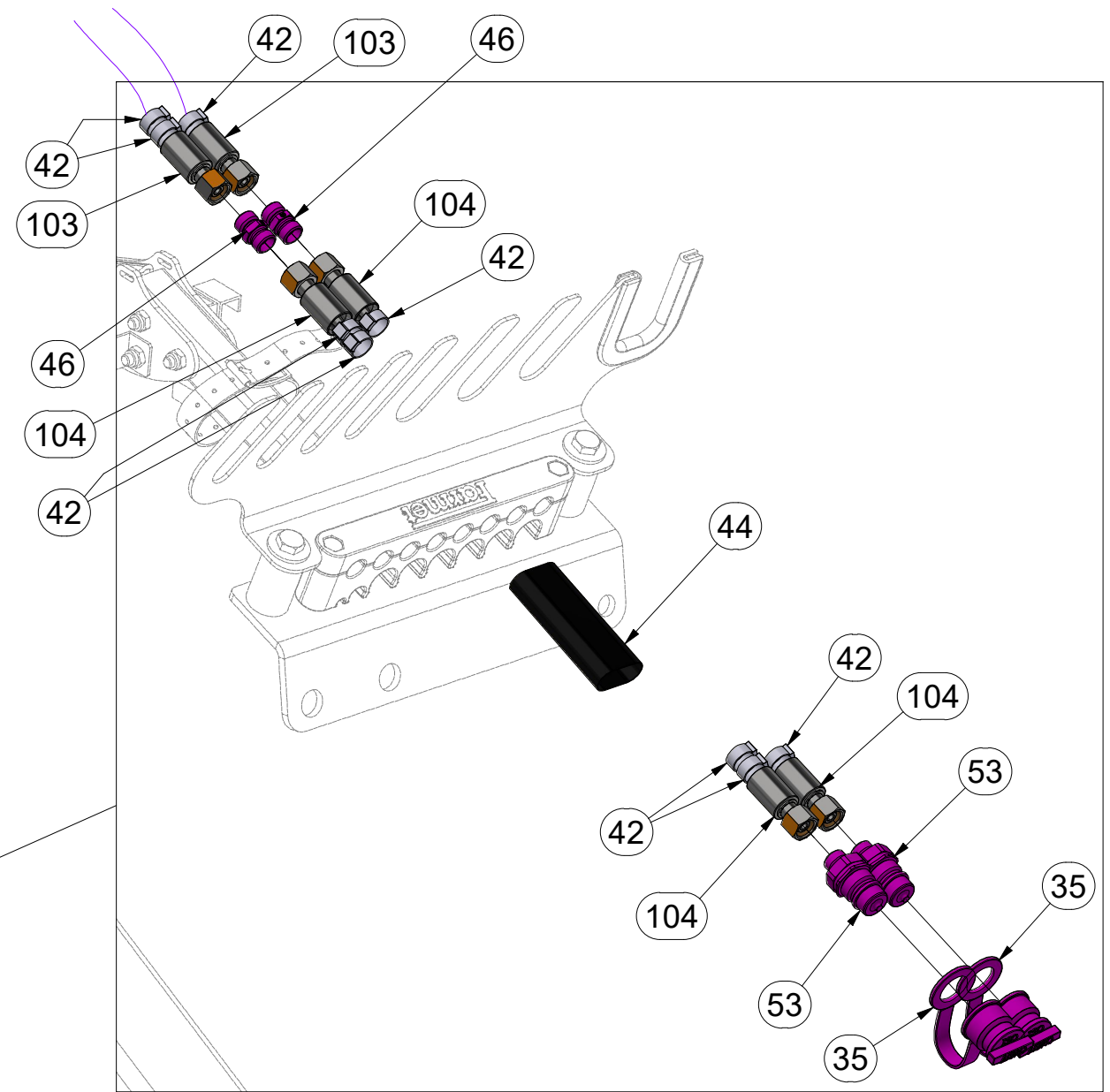
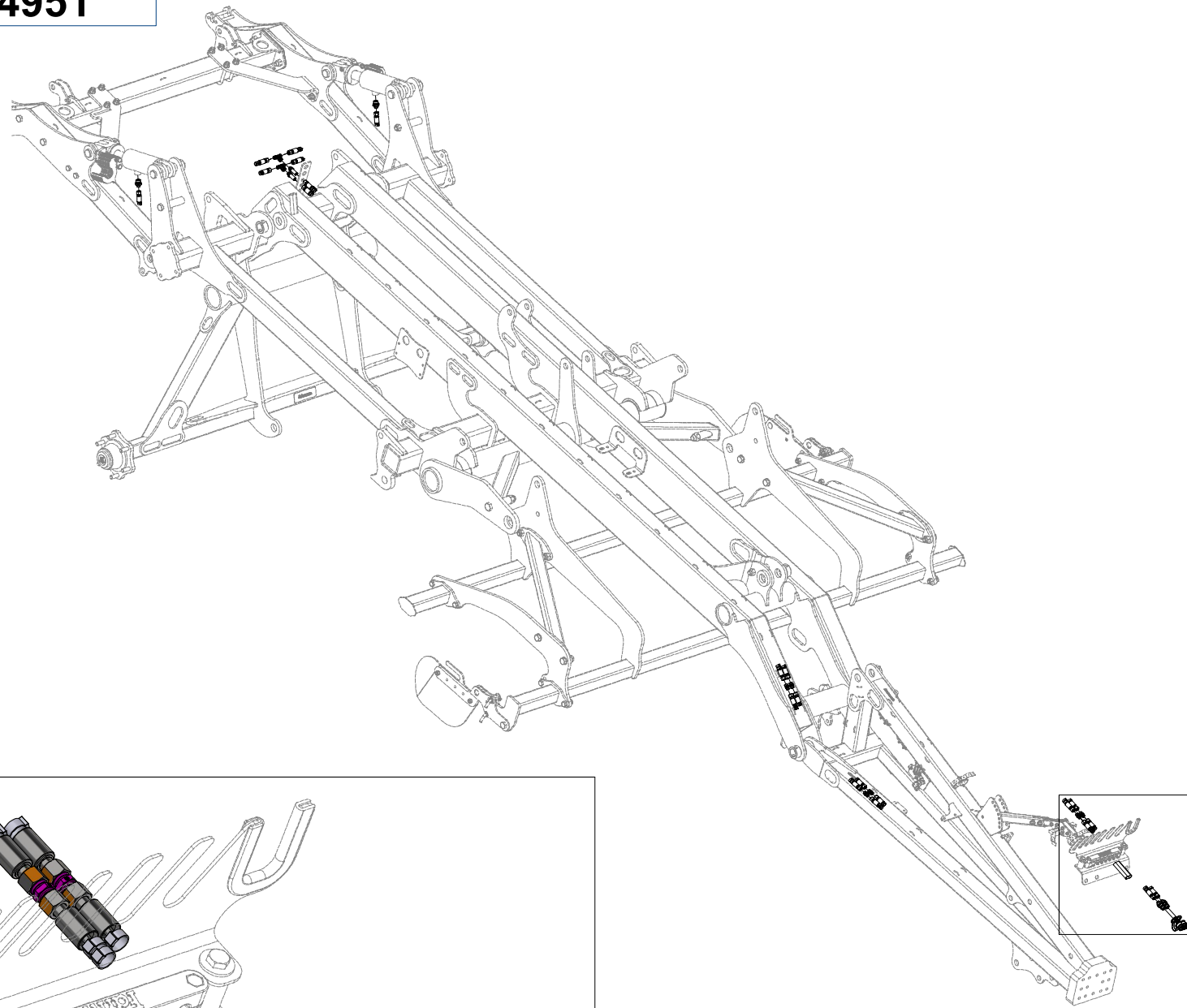
Ⓖ MACHINE HYDRAULICS

Ⓡ ГИДРАВЛИКА МАШИНЫ

Ⓟ HYDRAULIKA MASZYNY



VZ00014951



Pos.	Part Number	Pcs.	Pos.	Part Number	Pcs.
35	m04034	2	53	m03849	4
42	m11691	40	103	m05762	2
44	m11183	6	104	m16631	6
46	m03213	10			

ⒸZ HYDRAULIKA STROJE

Ⓓ HYDRAULIK DER MASCHINE

Ⓕ HYDRAULIQUE DE LA MACHINE

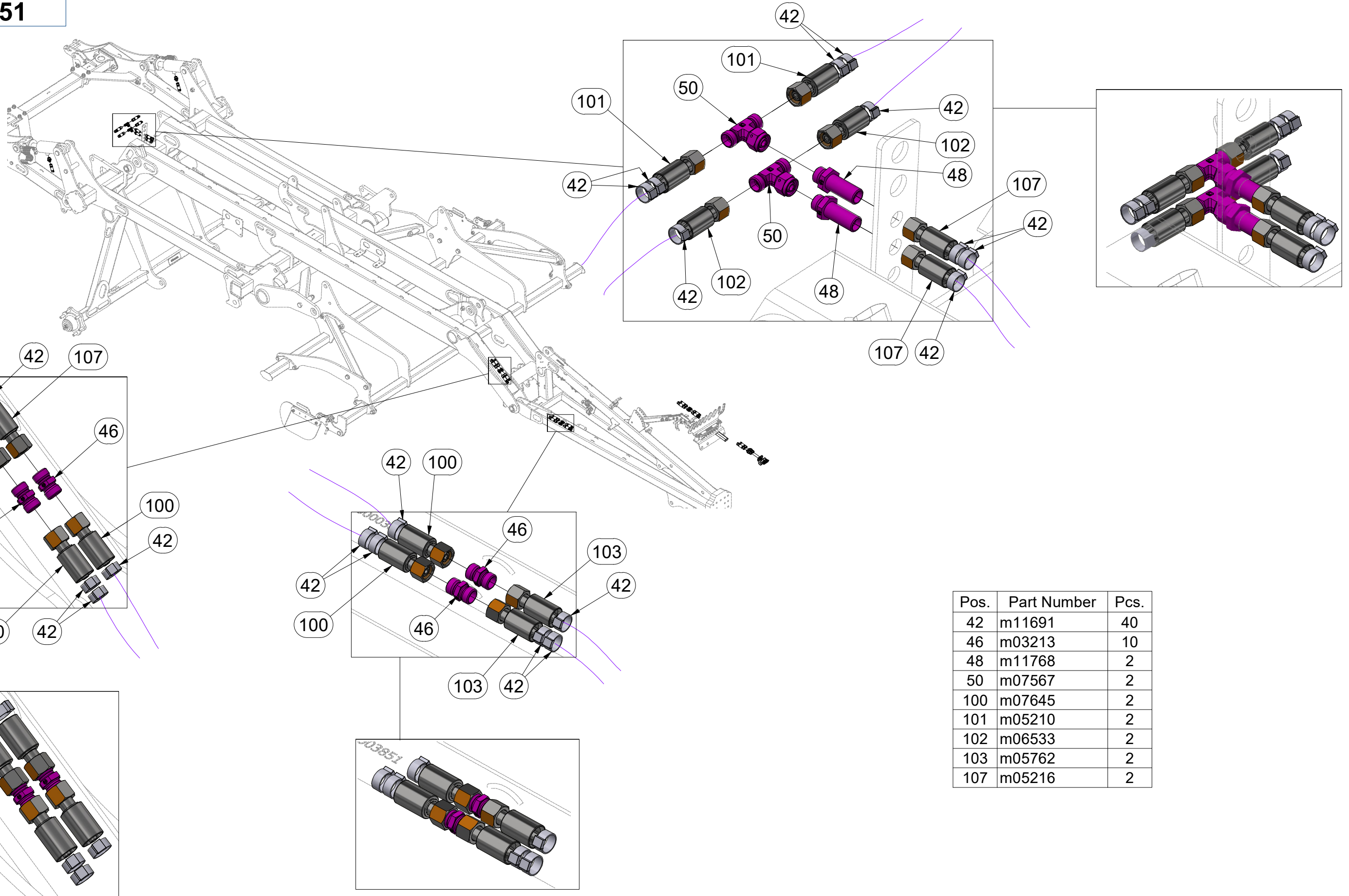
ⒸB MACHINE HYDRAULICS

ⒸR ГИДРАВЛИКА МАШИНЫ

ⒸL HYDRAULIKA MASZYNY



VZ00014951



ⒸZ HYDRAULIKA STROJE

Ⓓ HYDRAULIK DER MASCHINE

Ⓕ HYDRAULIQUE DE LA MACHINE

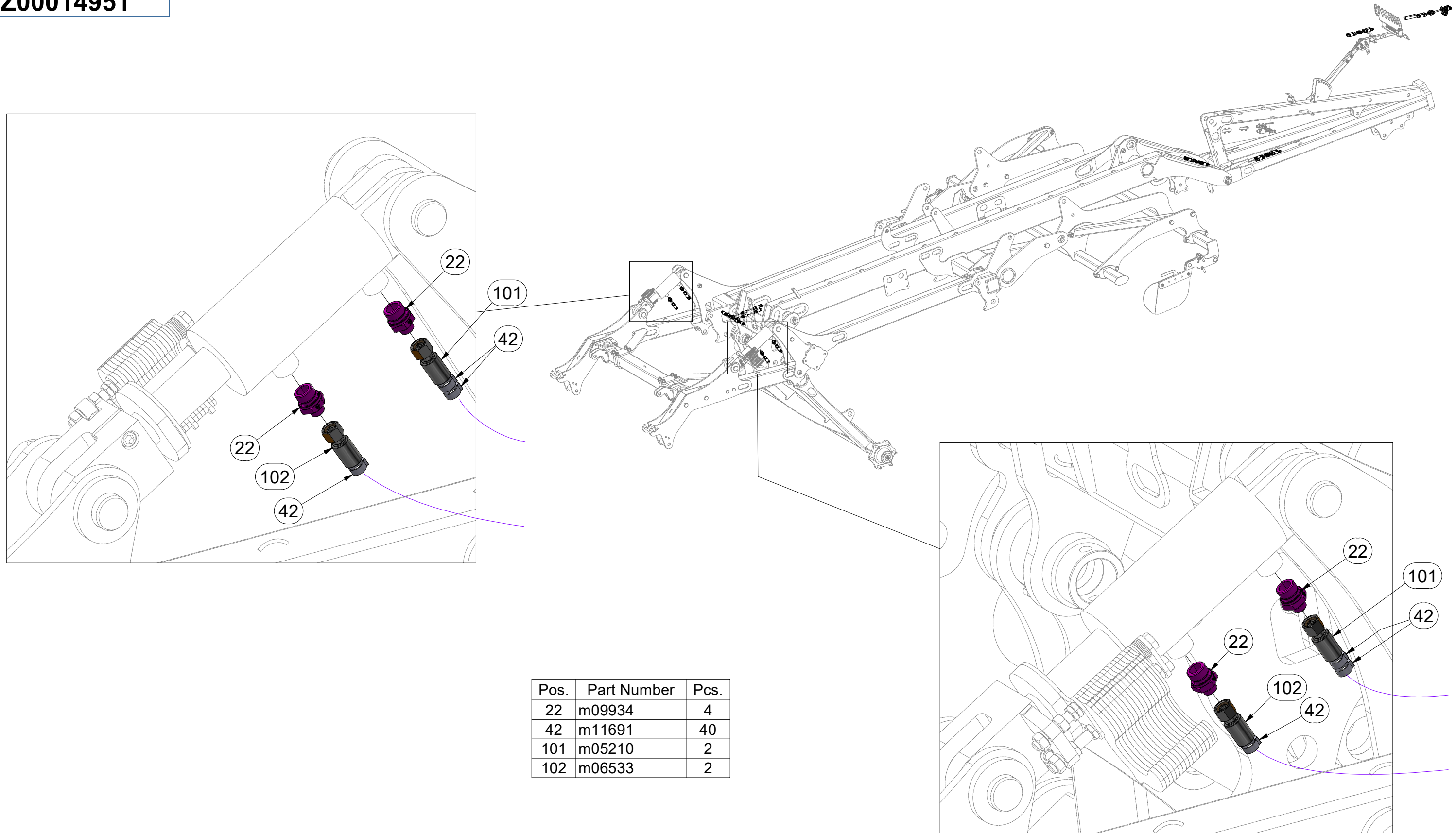
ⒼB MACHINE HYDRAULICS

Ⓔ RU ГИДРАВЛИКА МАШИНЫ

Ⓗ PL HYDRAULIKA MASZYNY



VZ00014951



Pos.	Part Number	Pcs.
22	m09934	4
42	m11691	40
101	m05210	2
102	m06533	2

Ⓒ HYDRAULIKA STROJE

Ⓓ HYDRAULIK DER MASCHINE

Ⓕ HYDRAULIQUE DE LA MACHINE

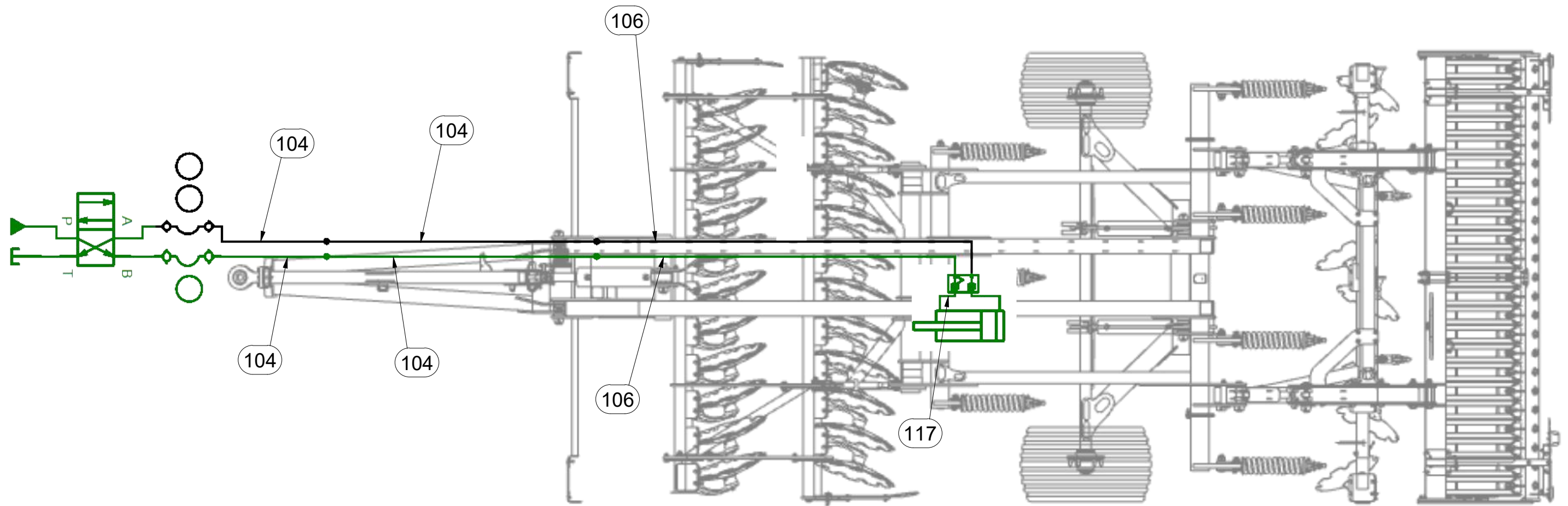
Ⓖ MACHINE HYDRAULICS

Ⓡ ГИДРАВЛИКА МАШИНЫ

Ⓟ HYDRAULIKA MASZYN



VZ00014951



Pos.	Part Number	Pcs.
104	m16631	6
106	m08000	2
117	m16714	1

ⒸZ HYDRAULIKA STROJE

Ⓓ HYDRAULIK DER MASCHINE

Ⓕ HYDRAULIQUE DE LA MACHINE

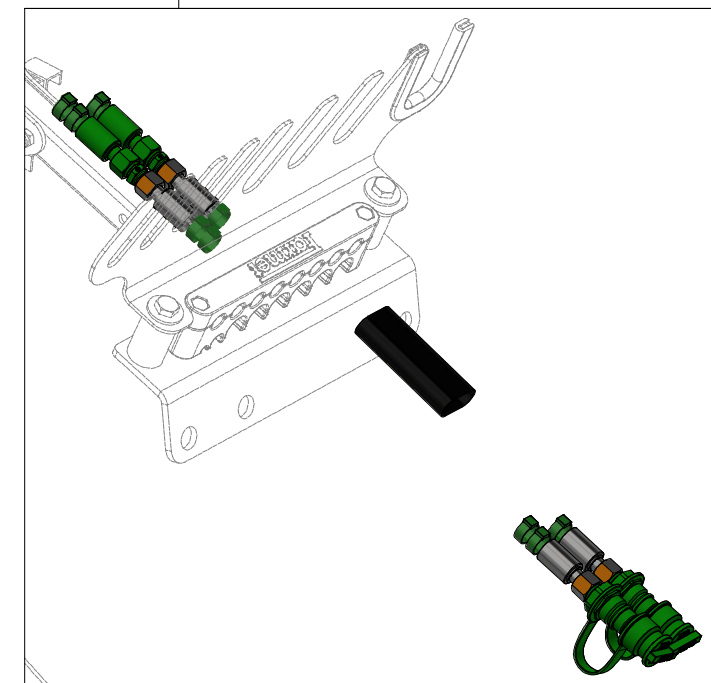
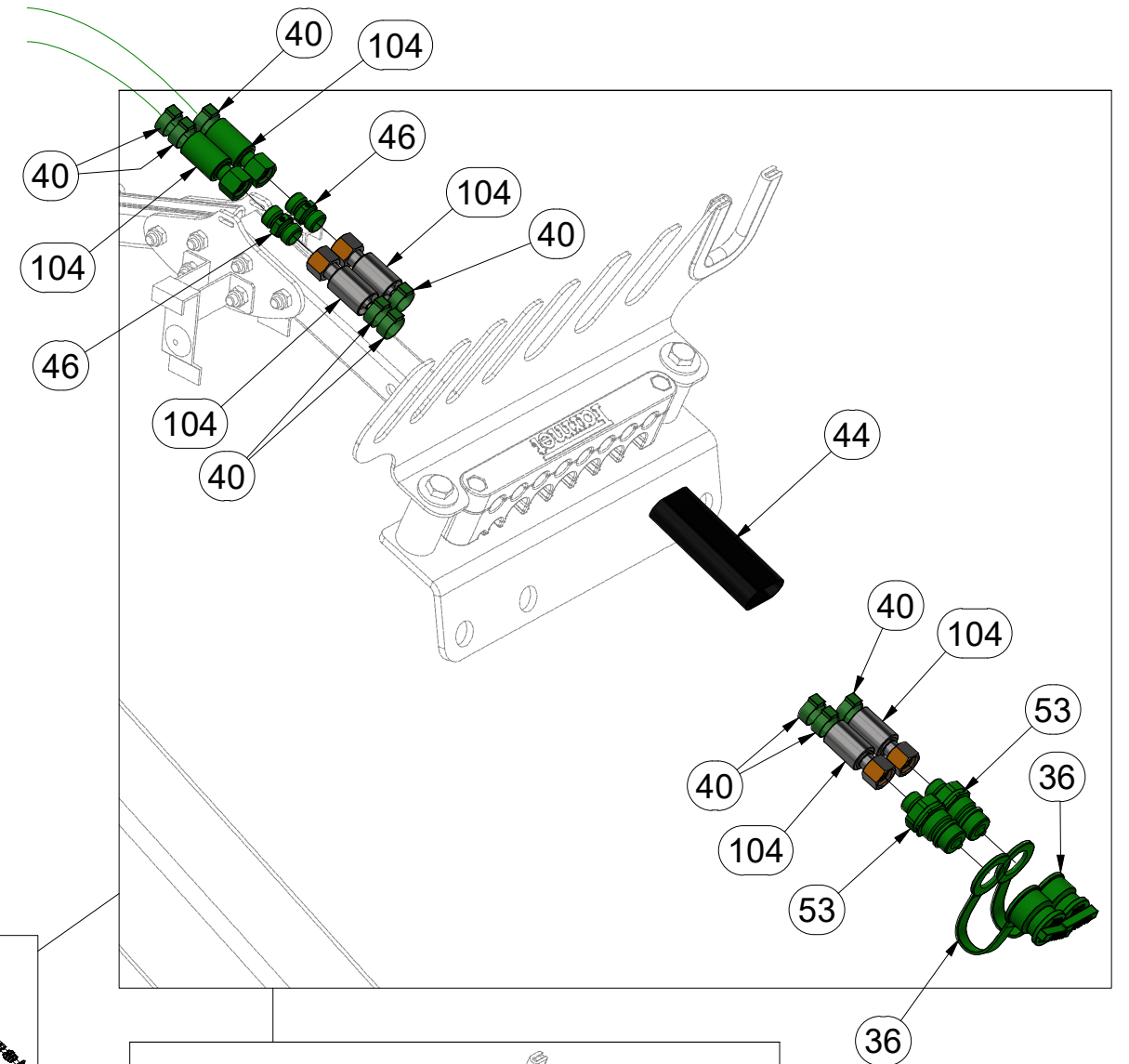
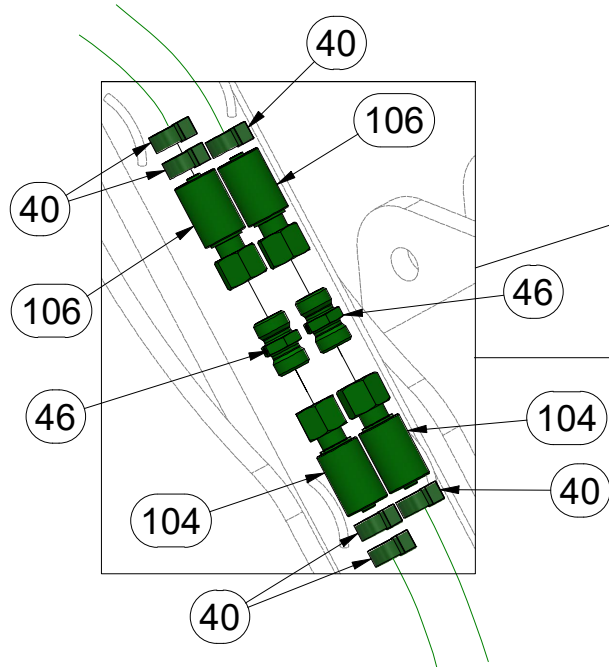
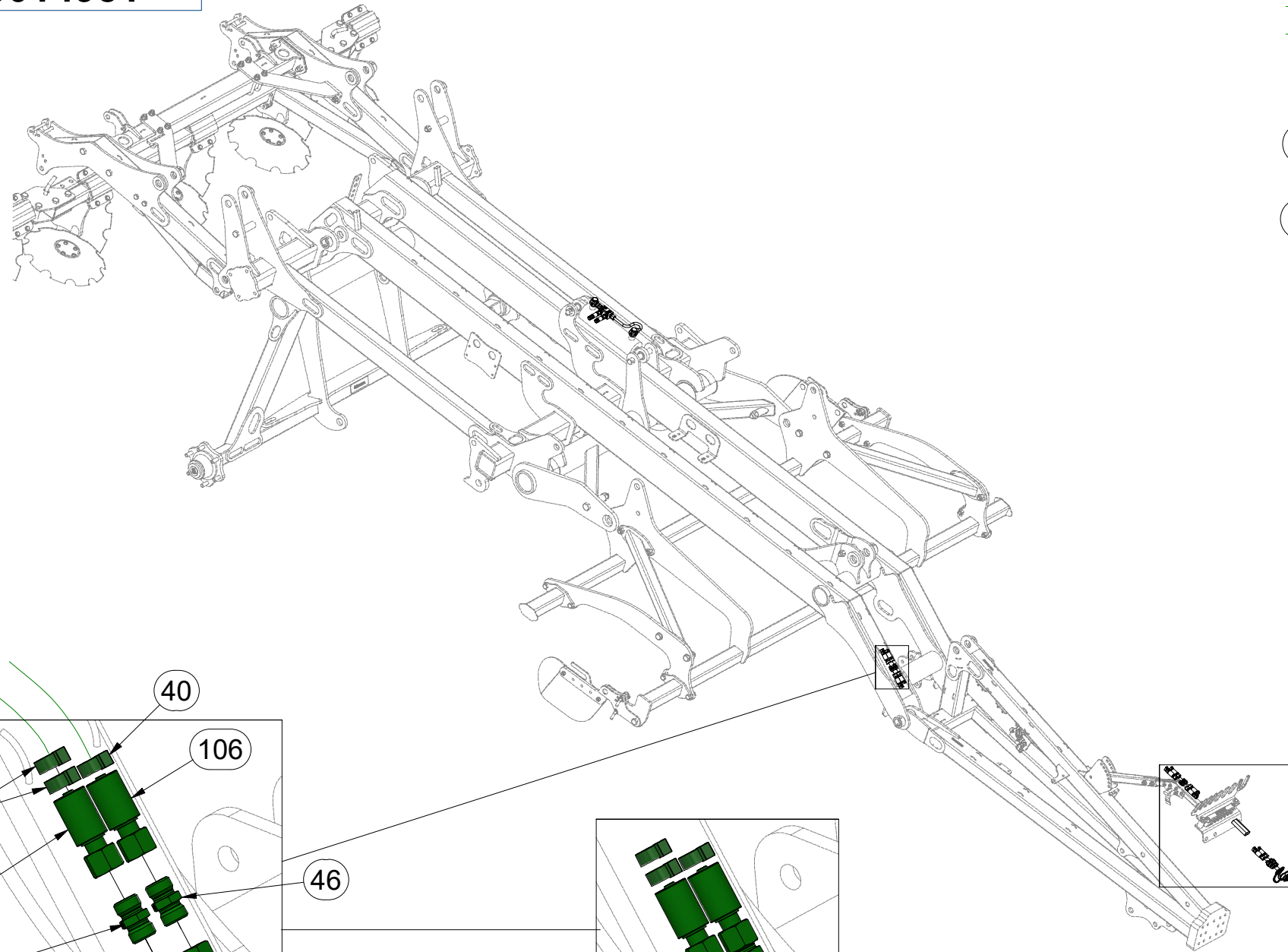
ⒸB MACHINE HYDRAULICS

ⒸR ГИДРАВЛИКА МАШИНЫ

ⒸL HYDRAULIKA MASZYNY



VZ00014951



Pos.	Part Number	Pcs.	Pos.	Part Number	Pcs.
36	m04098	2	53	m03849	4
40	m11282	20	104	m16631	6
44	m11183	6	106	m08000	2
46	m03213	10			

Ⓒ HYDRAULIKA STROJE

Ⓓ HYDRAULIK DER MASCHINE

Ⓕ HYDRAULIQUE DE LA MACHINE

Ⓖ MACHINE HYDRAULICS

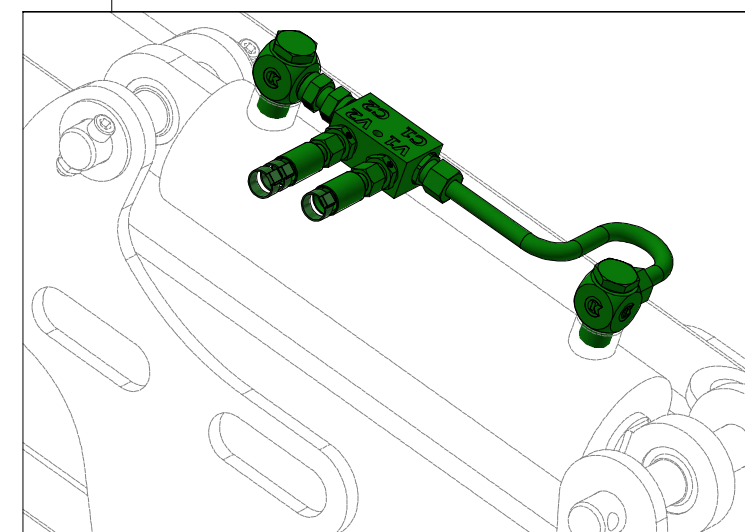
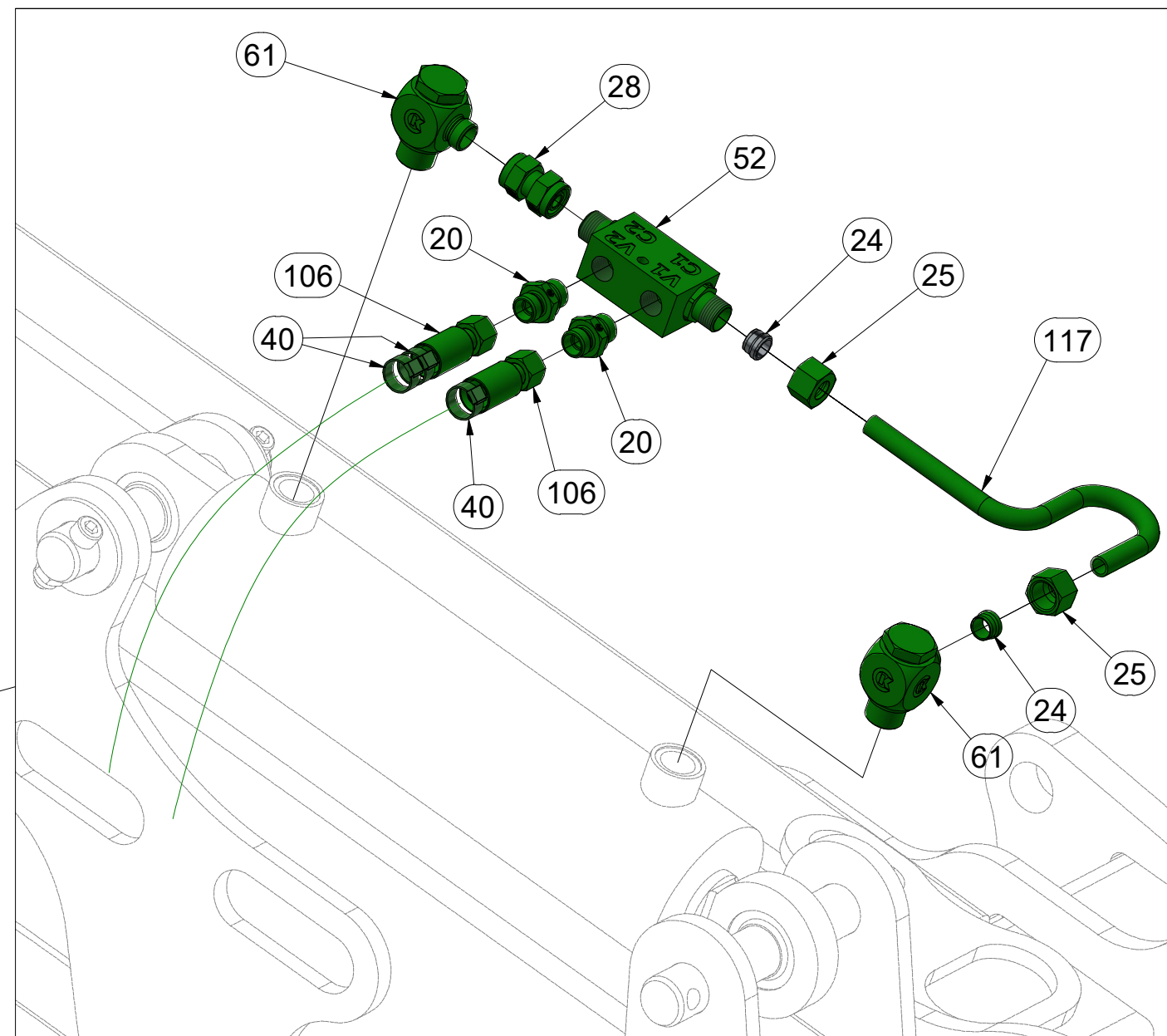
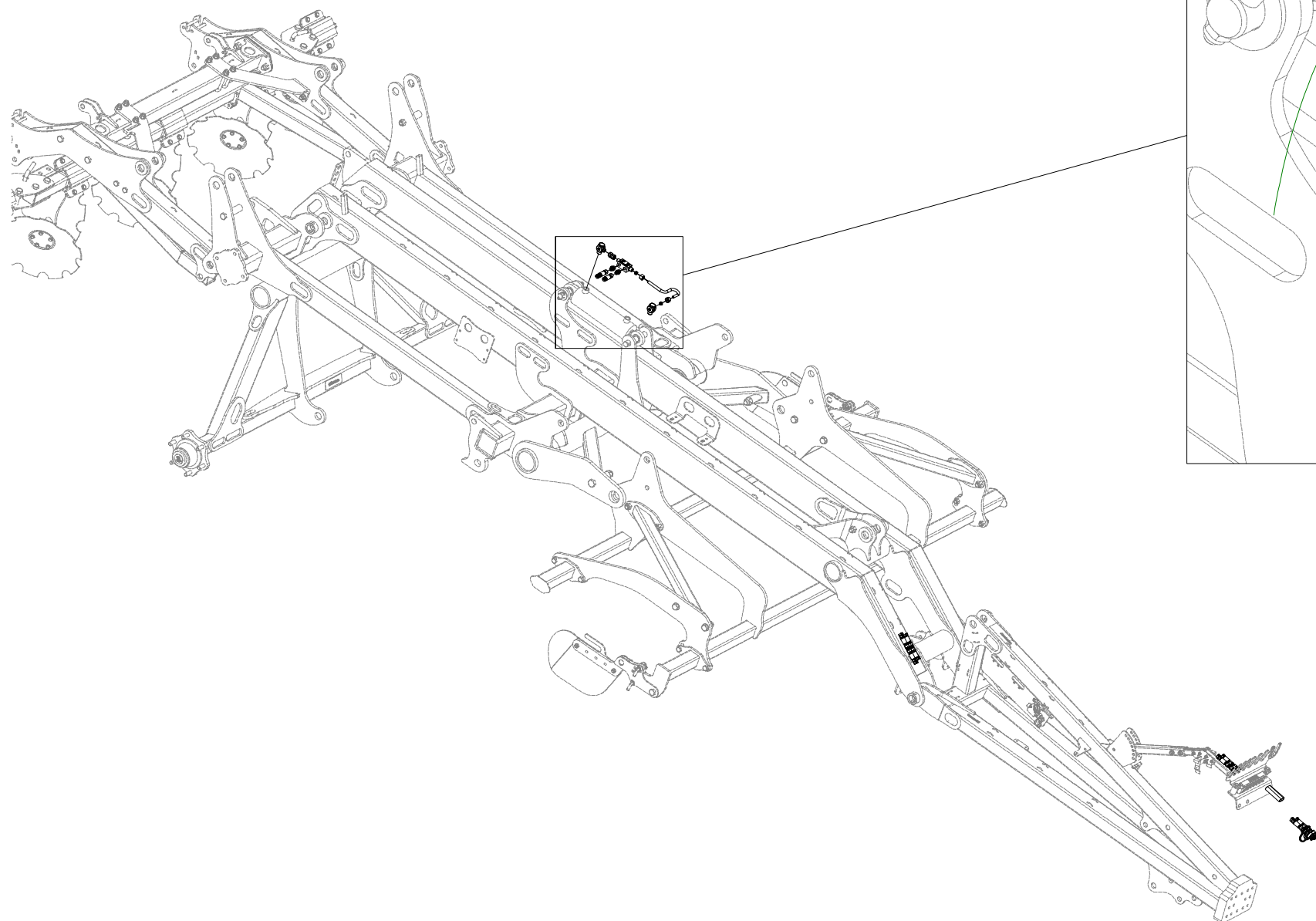
Ⓡ ГИДРАВЛИКА МАШИНЫ

Ⓟ HYDRAULIKA MASZYNY



VZ00014951

Pos.	Part Number	Pcs.	Pos.	Part Number	Pcs.
20	m06528	2	52	m08083	3
24	m08862	2	61	m20912	6
25	m08861	2	106	m08000	2
28	m05144	3	117	m16714	1
40	m11282	20			



Ⓒ PÍSTNICE 80/45-85

Ⓓ KOLBENSTANGE 80/45-85

Ⓕ TIGE DE PISTON 80/45-85

Ⓖ PISTON ROD 80/45-85

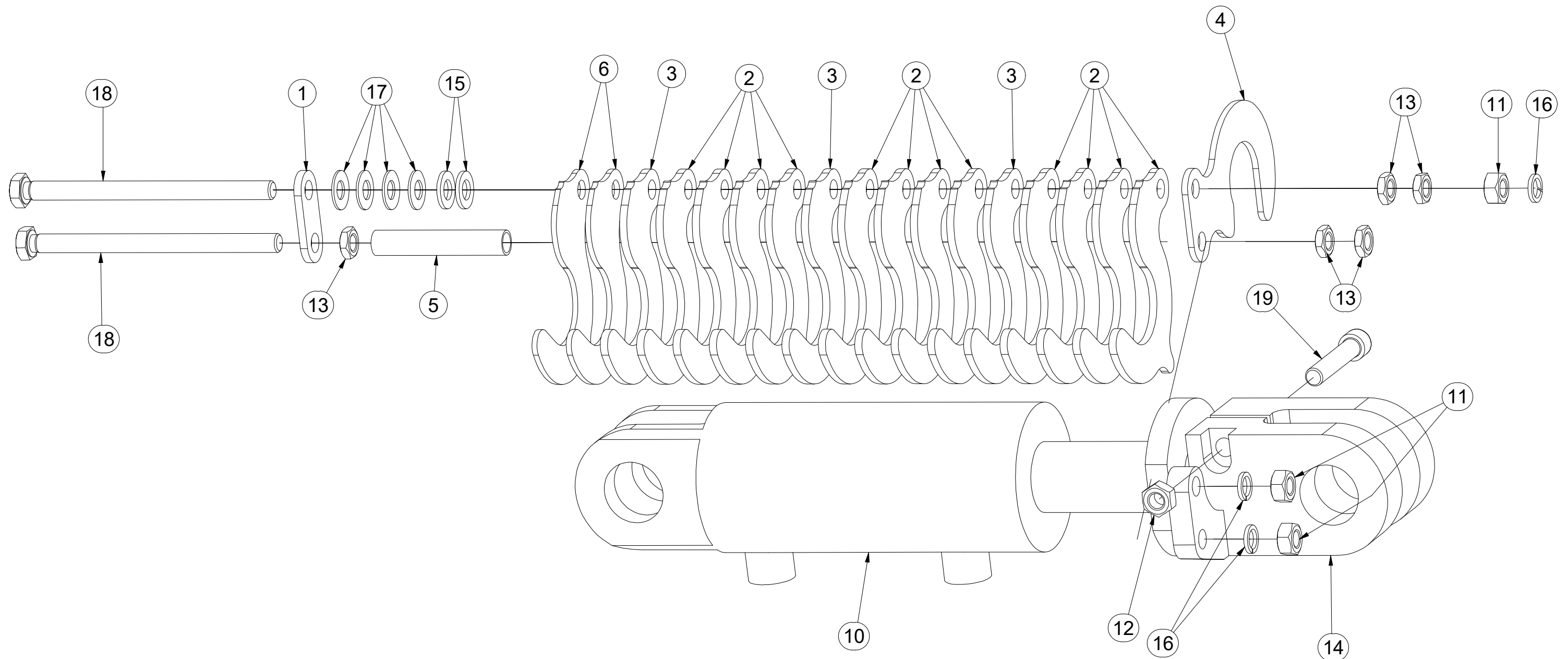
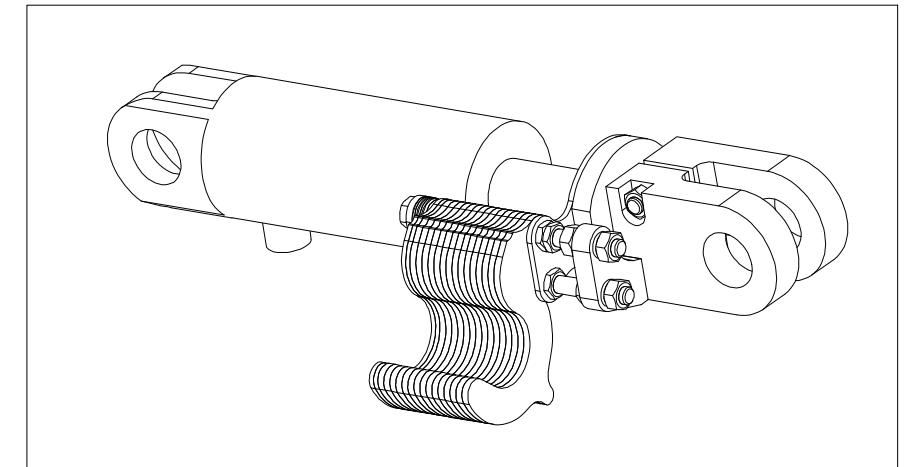
Ⓔ ЦИЛИНДР 80/45-85

Ⓗ TRZPIEŃ TŁOKA 80/45-85



VZ00004750

Pos.	Part Number	Pcs.	Pos.	Part Number	Pcs.
1	4013842	1	12	m10439	1
2	4019322	12	13	m14233	5
3	4019323	3	14	m20347	1
4	4020339	1	15	m01214	2
5	VZ00017272	1	16	m03988	3
6	4014350	2	17	m17728	4
10	m20157	1	18	m15919	2
11	m01305	3	19	m14867	1



Ⓒ PÍSTNICE 80/45-85

Ⓓ KOLBENSTANGE 80/45-85

Ⓕ TIGE DE PISTON 80/45-85

Ⓖ PISTON ROD 80/45-85

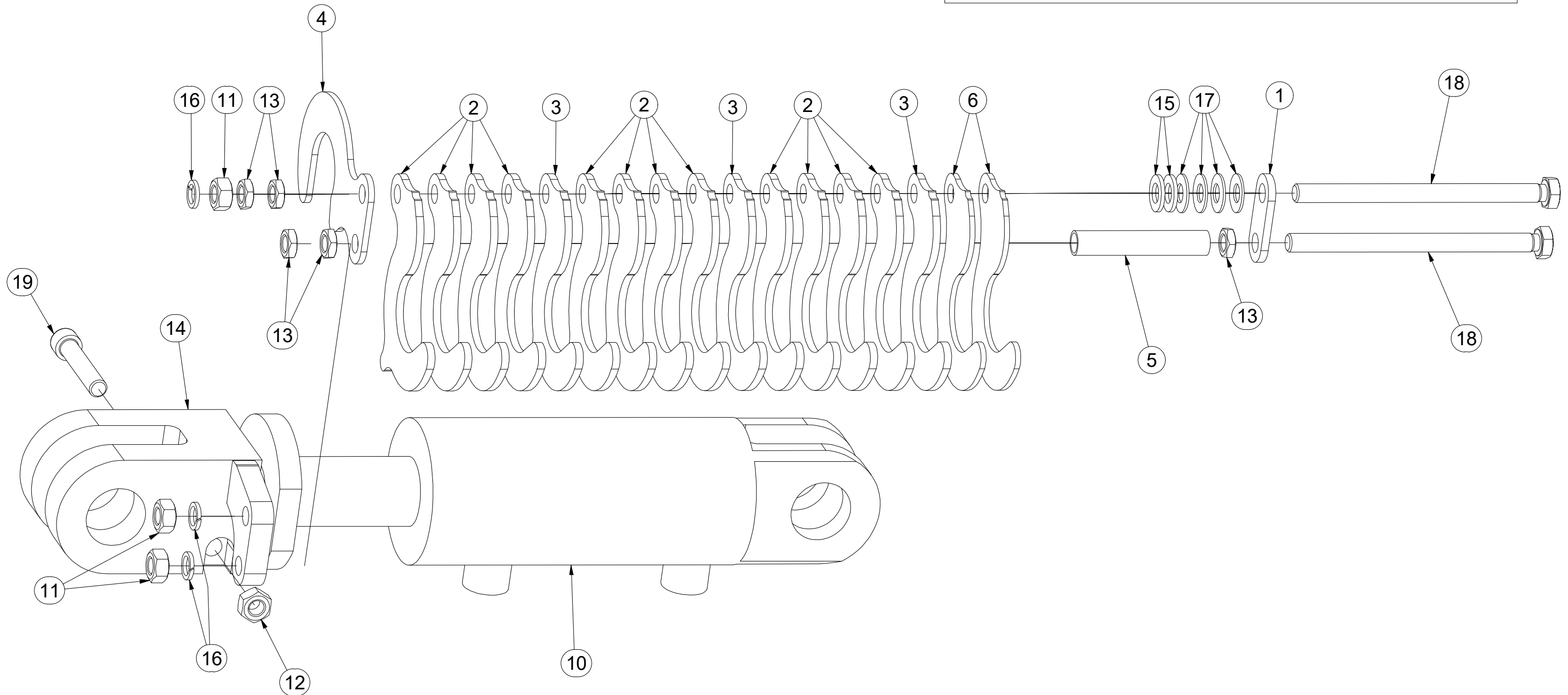
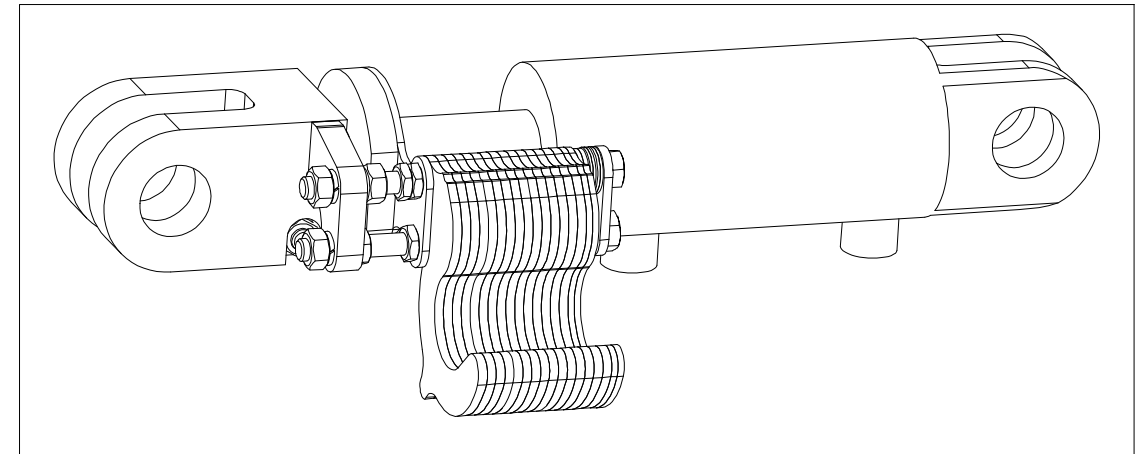
Ⓡ ЦИЛИНДР 80/45-85

Ⓢ TRZPIEŃ TŁOKA 80/45-85



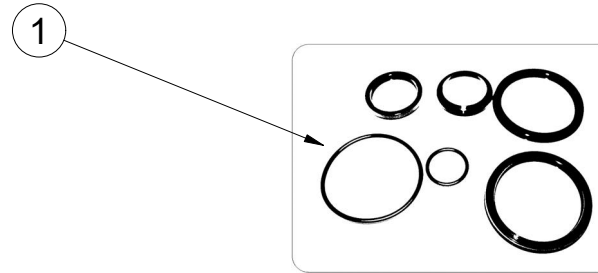
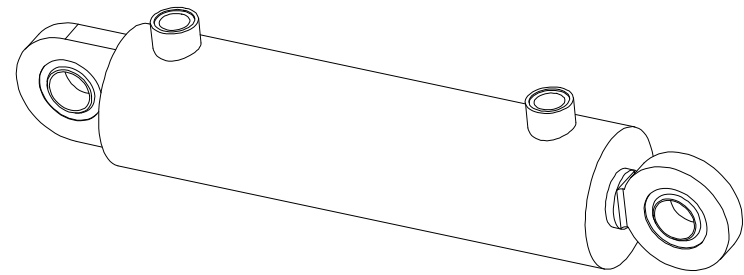
VZ00004751

Pos.	Part Number	Pcs.	Pos.	Part Number	Pcs.
1	4013842	1	12	m10439	1
2	4019322	12	13	m14233	5
3	4019323	3	14	m20347	1
4	4020339	1	15	m01214	2
5	VZ00017272	1	16	m03988	3
6	4014350	2	17	m17728	4
10	m20157	1	18	m15919	2
11	m01305	3	19	m14867	1

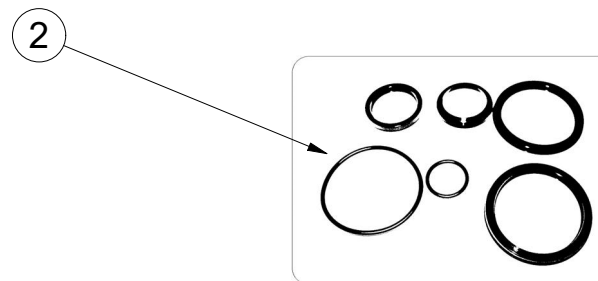
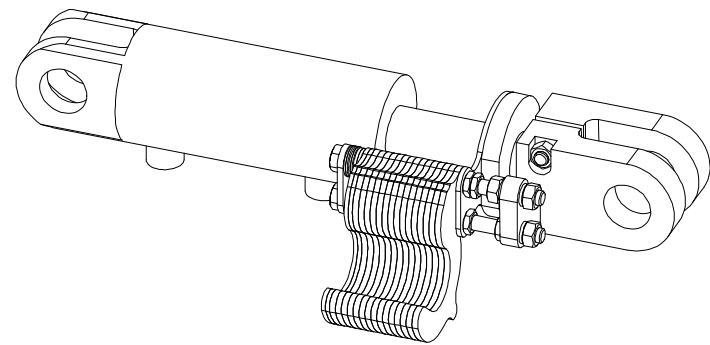


- Ⓒ SOUPRAVA TĚSNIVA PÍSTNIC
- Ⓓ KOLBENSTANGENDICHTUNGSMITTELSATZ
- Ⓕ SET DE GARNITURE DES TIGES DE PISTON

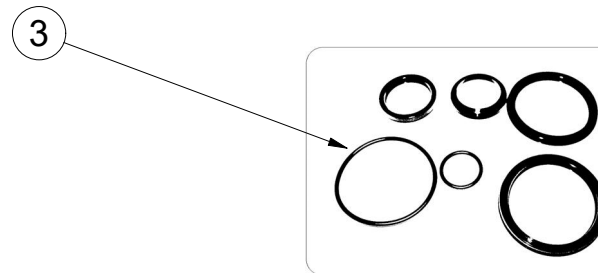
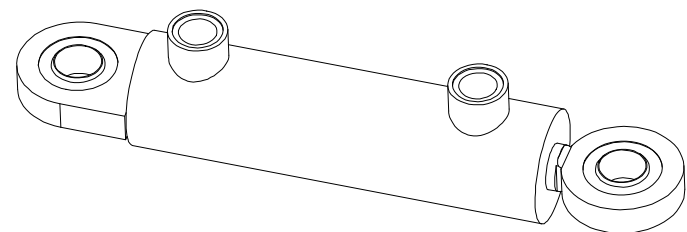
- Ⓖ SEALING SET FOR PISTON RODS
- Ⓡ КОМПЛЕКТ ПРОКЛАДОК ЦИЛИНДРОВ
- Ⓟ ZESTAW USZCZELEK TRZPIENIA TŁOKA



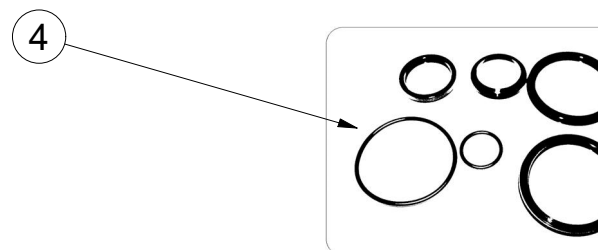
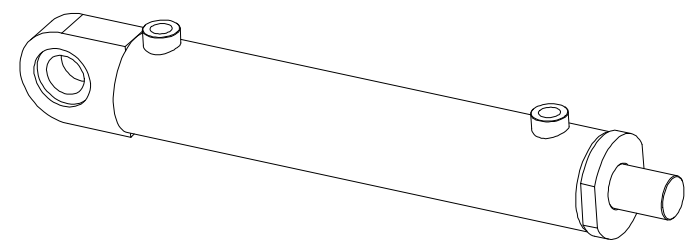
VZ00005298 - Ø80/Ø40-250		
Pos	Part number	Pcs
1	m20702	1



m20157 - Ø80/Ø45-85		
Pos	Part number	Pcs
2	m15373	2



VZ00014804 - Ø50/Ø25-125		
Pos	Part number	Pcs
3	m21161	2



m20280 - Ø80/Ø45-380		
Pos	Part number	Pcs
4	m15373	2

Ⓒ SVĚTELNÁ SADA

Ⓓ LEUCHTENSATZ

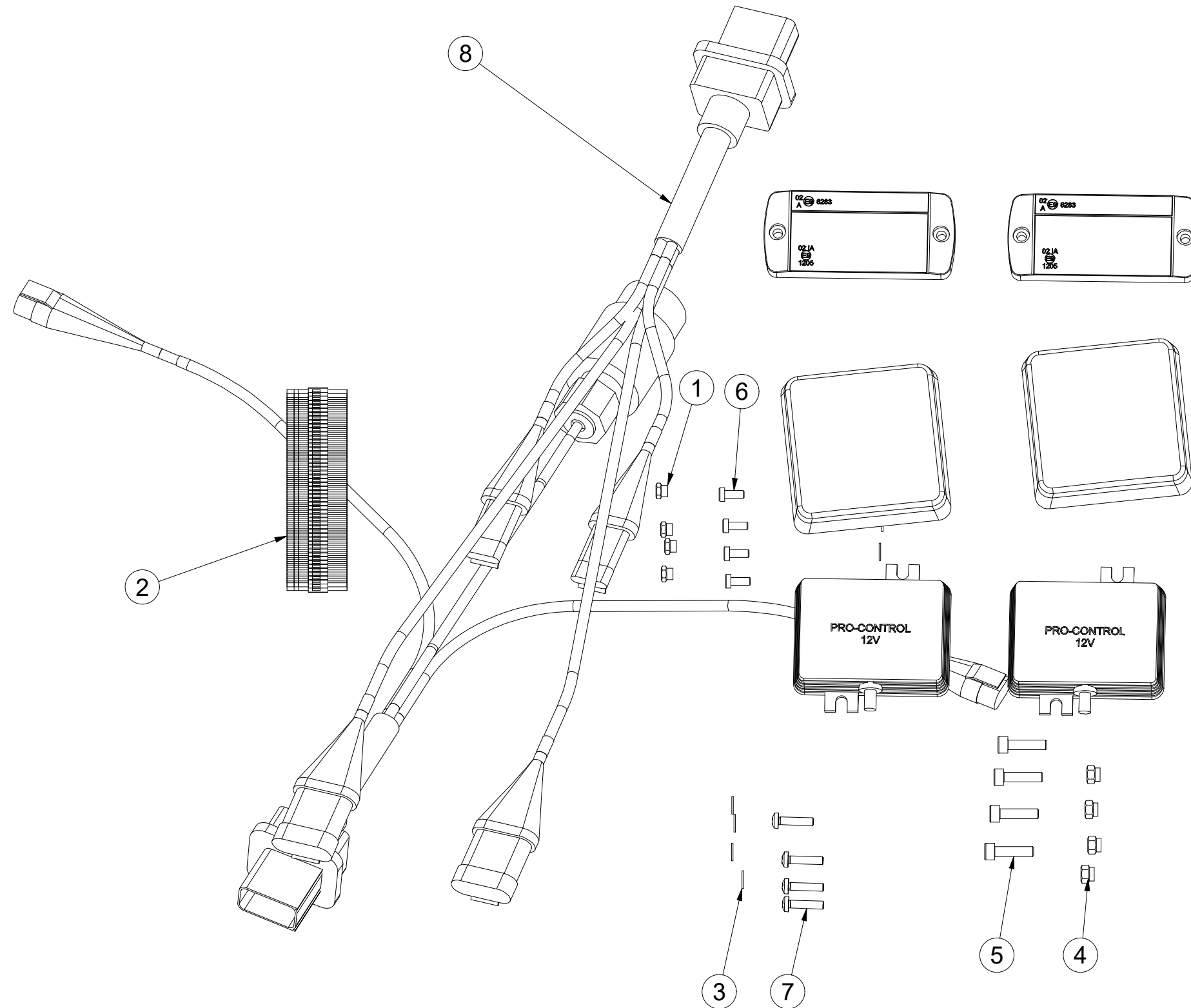
Ⓕ KIT LUMINEUX

VZ00007628

Ⓒ LIGHTING SET

Ⓓ ОСВЕТИТЕЛЬНЫЙ КОМПЛЕКТ

Ⓕ ZESTAW OŚWIETLENIA



Pos.	Part Number	Pcs.
1	m05562	4
2	m05566	50
3	m05597	8
4	m06236	4
5	m10591	4
6	m12108	4
7	m15790	4
8	m20330	1

Ⓒ SVĚTELNÁ SADA

Ⓓ LEUCHTENSATZ

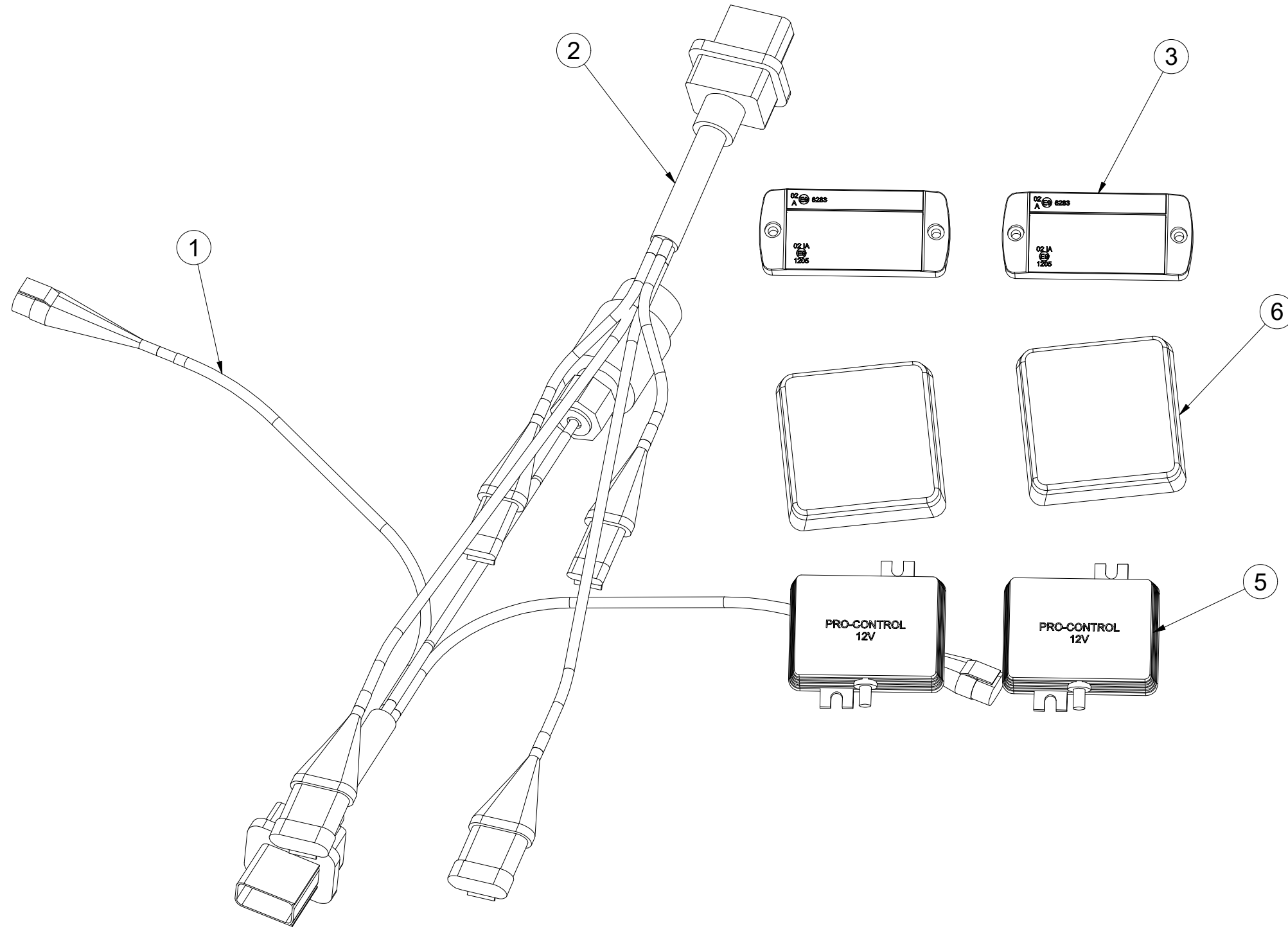
Ⓕ KIT LUMINEUX

m20330

Ⓖ LIGHTING SET

Ⓡ ОСВЕТИТЕЛЬНЫЙ КОМПЛЕКТ

Ⓢ ZESTAW OŚWIETLENIA



Pos.	Part Number	Pcs.
1	m14779	1
2	m14778	1
3	m14776	2
5	m14777	2
6	m19044	2

- Ⓒ UTAHOVACÍ MOMENTY ŠROUBŮ
 Ⓓ ANZUGMOMENTE VON SCHRAUBEN
 Ⓕ COUPLES DE SERRAGE DES VIS

- Ⓖ SCREW TIGHTENING TORQUE
 Ⓔ МОМЕНТЫ ЗАЖАТИЯ БОЛТОВ
 Ⓗ MOMENTY DOKRĘCANIA ŚRUB



P		5.8	8.8	10.9	12.9	Z	
D	R	Mu	Mu	Mu	Mu	DIN 7991	ISO 10642
mm	mm	Nm	Nm	Nm	Nm	Nm	Nm
M6	1	6	9	13	15	7,2	7,9
M8	1,25	14	22	32	38	17	19
M10	1,5	29	44	64	75	35	38
M12	1,75	49	76	111	130	58	65
M14	2	79	120	176	206	93	100
M16	2	123	188	276	323	144	158
M18	2,5	169	257	378	443	-	220
M20	2,5	239	365	536	628	-	310
M22	2,5	329	529	738	864	-	420
M24	3	413	629	924	1082	-	530
M27	3	613	934	1372	1606	-	-
M30	3,5	832	1267	1862	2179	-	-
M33	3,5	1130	1723	2530	2961	-	-
M36	4	1451	2210	3246	3799	-	-
M39	4	1885	2872	4217	4936	-	-
M42	4,5	2322	3538	5196	6080	-	-
M45	4,5	2909	4433	6511	7619	-	-
M48	5	3513	535	7862	9200	-	-
M52	5	4524	6895	10123	11849	-	-
M56	5,5	5636	8589	12614	14761	-	-

- Mu - Ⓒ UTAHOVACÍ MOMENT
 Ⓓ ANZUGMOMENTE
 Ⓕ COUPLE DE SERRAGE
 Ⓖ TIGHTENING TORQUE
 Ⓔ МОМЕНТ ЗАЖАТИЯ
 Ⓗ MOMENT DOKRĘCANIA
- D - Ⓒ JMENOVITÝ PRŮMĚR
 Ⓓ NENNDURCHMESSER
 Ⓕ DIAMETRE NOMINAL
 Ⓖ NOMINAL DIAMETER
 Ⓔ НОМИНАЛЬНЫЙ ДИАМЕТР
 Ⓗ ŚREDNICA NOMINALNA
- R - Ⓒ ROZTEČ ZÁVITU - STOUPÁNÍ
 Ⓓ GEWINDESTEIGUNG
 Ⓕ PAS DE FILET - PAS
 Ⓖ SCREW PITCH – LEAD
 Ⓔ ШАГ РЕЗЬБЫ
 Ⓗ ROZSTAW GWINTU - SKOKI
- P - Ⓒ PEVNOST
 Ⓓ FESTIGKEIT
 Ⓕ RÉSISTANCE
 Ⓖ STRENGTH
 Ⓔ ПРОЧНОСТЬ
 Ⓗ WYTRZYMA OŚĆ
- Z - Ⓒ ZÁPUSTNÉ ŠROUBY
 Ⓓ SENKKOPFSCHRAUBEN
 Ⓕ VIS A TETE FRAISEE
 Ⓖ COUNTERSUNK SCREWS
 Ⓔ БОЛТЫ С УТОПЛЕННОЙ ГОЛОВКОЙ
 Ⓗ ŚRUBY Z ŁBEM STOŻKOWYM PŁASKIM

- Ⓒ Hodnoty momentů jsou poníženy o -10% oproti tabulkovým hodnotám. Šroubové spoje utahujte dle vyznačeného utahovacího momentu v dokumentaci. Pokud není utahovací moment v dokumentaci vyznačen, utahujte dle obecné tabulky. Pokud je v dokumentaci definován spoj šroubu a matice o různých pevnostech, vždy utahujte na moment komponenty nižší.
- Ⓓ Die Werte der Anzugsmomente sind um 10 % gegenüber den Tabellenwerten verringert. Ziehen Sie die Schraubverbindungen gemäß dem in der Dokumentation festgeschriebenen Anzugsmoment an. Sofern das Anzugsmoment nicht in der Dokumentation aufgeführt ist, ziehen Sie sie gemäß der allgemeinen Tabelle an. Wenn in der Dokumentation eine Verbindung von Schraube und Mutter mit verschiedene Festigkeiten definiert ist, wird immer mit dem Moment des Bauteils mit der geringeren Festigkeit angezogen.
- Ⓕ Les valeurs des couples de serrage sont baissées de 10% par rapport aux valeurs de tableau. Serrez les raccords à vis selon le couple de serrage indiqué dans les documents. Si le couple de serrage n'est pas indiqué dans les documents, serrez selon le tableau général. Si les documents définissent un assemblage par boulon de diverses résistances, serrez toujours au moment de la composante avec résistance inférieure.
- Ⓖ The torque values are reduced by 10% compared to the table values. Tighten the screw joints according to the tightening torque stated in the documentation. If the tightening torque is not stated in the documentation, tighten according to the general table. If there is a joint with a screw and a nut at different strengths in the documentation, always tighten to the torque of the component with lower strength.
- Ⓔ Значения моментов затяжки уменьшены на 10% по сравнению с данными в таблице. Резьбовые соединения зажимайте с установленным в документации моментом зажатия. Если в документации не указан момент зажатия, то зажимайте по действующей в общем таблице. Если в документации установлено соединение из болта и гайки различной прочности, всегда зажимайте с моментом для компонента с меньшей прочностью.
- Ⓗ Wartości momentów dokręcania są obniżone o 10% w stosunku do wartości z tabeli. Połączenia śrubowe należy dokręcać zgodnie z momentem obrotowym w dokumentacji. Jeśli w dokumentacji nie ma podanego momentu obrotowego, należy dokręcać zgodnie z ogólną tabelą. Jeśli w dokumentacji zdefiniowane jest połączenie ze śrubą nakrętką różnych wytrzymałościach, zawsze należy dokręcać zachowując moment dokręcania komponentu z niższą wytrzymałością.

- Ⓒ UTAHOVACÍ MOMENTY ŠROUBŮ
 Ⓓ ANZUGMOMENTE VON SCHRAUBEN
 Ⓕ COUPLES DE SERRAGE DES VIS

- Ⓖ SCREW TIGHTENING TORQUE
 Ⓡ MOMENTY ZAJATIA BOLTOB
 Ⓟ MOMENTY DOKRĘCANIA ŚRUB



- Ⓒ **OBECNÝ PŘEDPIS UTAHOVÁNÍ ZAJIŠTĚNÍ ČEPOVÝCH SPOJŮ:**
 Ⓓ **ALLGEMEINE VORSCHRIFT FÜR DAS ANZIEHEN VON BOLZENVERBINDUNGEN:**
 Ⓕ **CONSIGNE GENERALE POUR LE SERRAGE DES ARTICULATIONS CYLINDRIQUES:**
 Ⓖ **GENERAL INSTRUCTION FOR TIGHTENING THE SECURING OF PIN JOINTS:**
 Ⓡ **ОБЩЕЕ ОПИСАНИЕ ЗАЖАТИЯ ПРЕДОХРАНЕНИЯ СОЕДИНЕНИЙ ПАЛЬЦАМИ:**
 Ⓟ **OGÓLNE ZASADY DOKRĘCANIA ZABEZPIECZENIA POŁĄCZEŃ CZOPEM:**



X

M8, M10, M12

M14

M

09-15Nm

15-25Nm

- X - Ⓒ ROZMĚR ŠROUBU
 Ⓓ SCHRAUBENGRÖSSE
 Ⓕ DIMENSIONS DE LA VIS

- Ⓖ BOLT DIMENSION
 Ⓡ РАЗМЕР БОЛТА
 Ⓟ ROZMIAR ŚRUBY

- M - Ⓒ ORIENTAČNÍ MOMENT
 Ⓓ ANZUGSMOMENT
 Ⓕ COUPLE D'ORIENTATION

- Ⓖ ORIENTATION TORQUE
 Ⓡ ОРИЕНТАЦИОННЫЙ МОМЕНТ
 Ⓟ ORIENTACYJNY MOMENT

- Ⓒ Tyto spoje není nutné ověřovat kontrolou momentovým klíčem = stačí vizuálně kontrolovat sešroubování.
 Ⓓ Diese Verbindungen müssen nicht mit einem Drehmomentschlüssel überprüft werden = es genügt, die Verschraubung visuell zu kontrollieren.
 Ⓕ Il n'est pas nécessaire de contrôler le serrage à l'aide d'une clé dynamométrique = un contrôle visuel de l'assemblage suffit.
 Ⓖ These joints do not have to be verified by checking with a torque wrench = visual inspection of bolting is sufficient.
 Ⓡ Эти соединения не нужно контролировать динамометрическим ключом = достаточно визуально проверять прикручивание.
 Ⓟ Nie trzeba sprawdzać tych połączeń kluczem dynamometrycznym = wystarczy wizualnie skontrolować dokręcenie.