


The effective technology

Farmet®

ⒸZ KATALOG NÁHRADNÍCH DÍLŮ ⒸB CATALOGUE OF SPARE PARTS ⒸD ERSATZTEILLISTE
ⒸRU КАТАЛОГ ЗАПАСНЫХ ЧАСТЕЙ ⒸF CATALOGUE DES PIÈCES DE RECHANGE ⒸPL KATALOG CZĘŚCI ZAMIENNYCH

FALCON 6



ⒸZ Platnost pro vrcholové | výrobní číslo stroje ⒸB Validity for the top | serial number of the machine
ⒸD Gültigkeit für die Haupt- | Herstellungsnummer der Maschine ⒸRU Действительно для главного | заводского номера машины
ⒸF Validité du numéro de référence | de série de la machine ⒸPL Obowiązuje dla numeru głównego | seryjnego maszyny

9317069 | 2015/0857

Farmet a. s.
Jiřinková 276
552 03 Česká Skalice, CZ

telefon: +420 491 450 111
fax: +420 491 450 136
GSM: +420 774 715 738

IČ: 46504931
DIČ: CZ46504931

web: www.farmet.cz
e-mail: farmet@farmet.cz

ⒸZ NAVIGACE STROJE

Ⓓ NAVIGATION DER MASCHINE

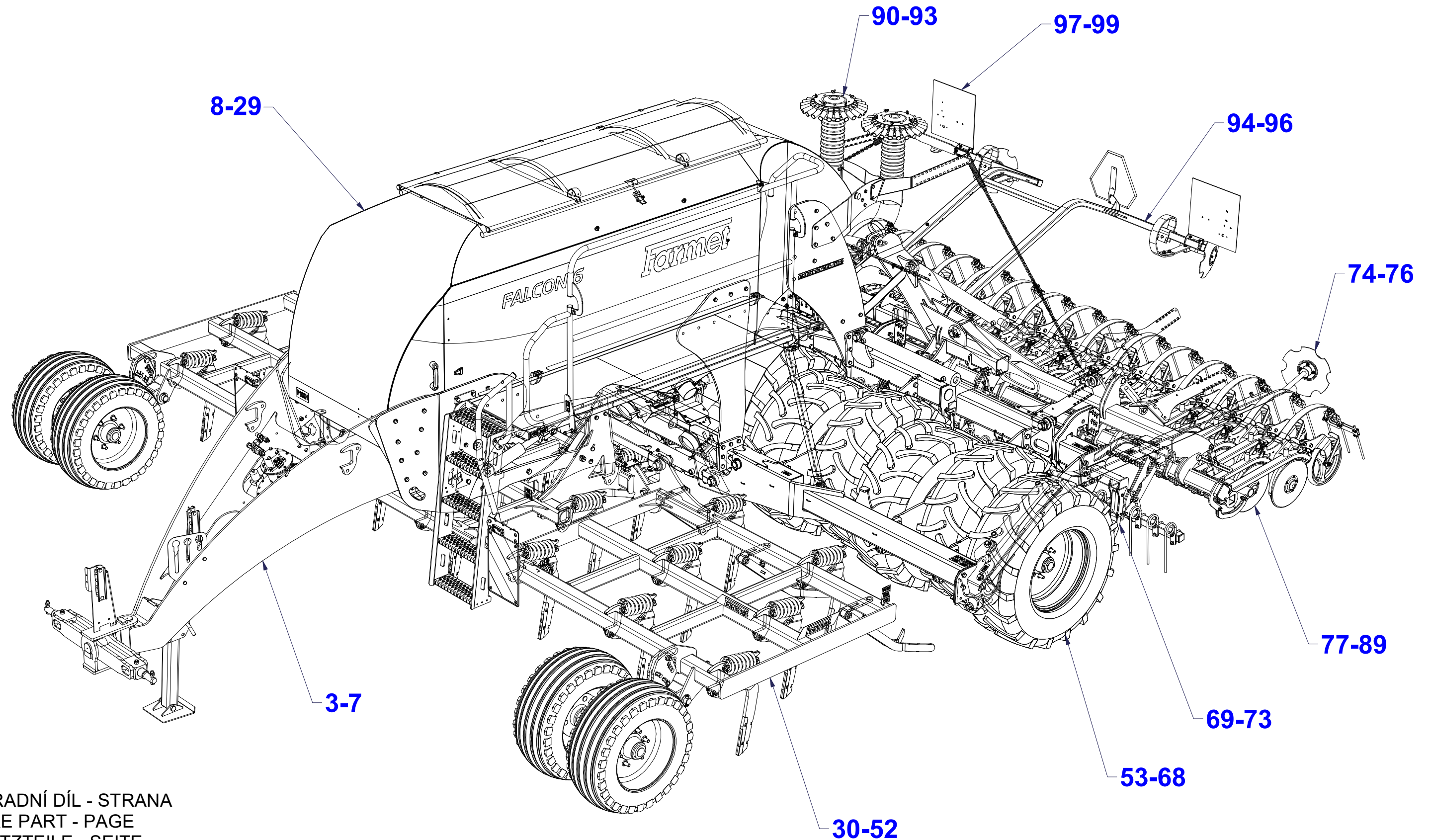
Ⓕ NAVIGATION DE LA MACHINE

ⒸB NAVIGATION OF THE MACHINE

ⒸU НАВИГАЦИЯ МАШИНЫ

ⒸL NAWIGACJA MASZYNY

Farmet



ⒸZ NÁHRADNÍ DÍL - STRANA

ⒸB SPARE PART - PAGE

Ⓓ ERSATZTEILE - SEITE

ⒸU ЗАПЧАСТЬ - СТРАНИЦА

Ⓕ PIÈCE DE RECHANGE - PAGE

ⒸL CZĘŚCI ZAMIENNE - STRONA

Ⓒ CZ OJ

Ⓓ DEICHSEL

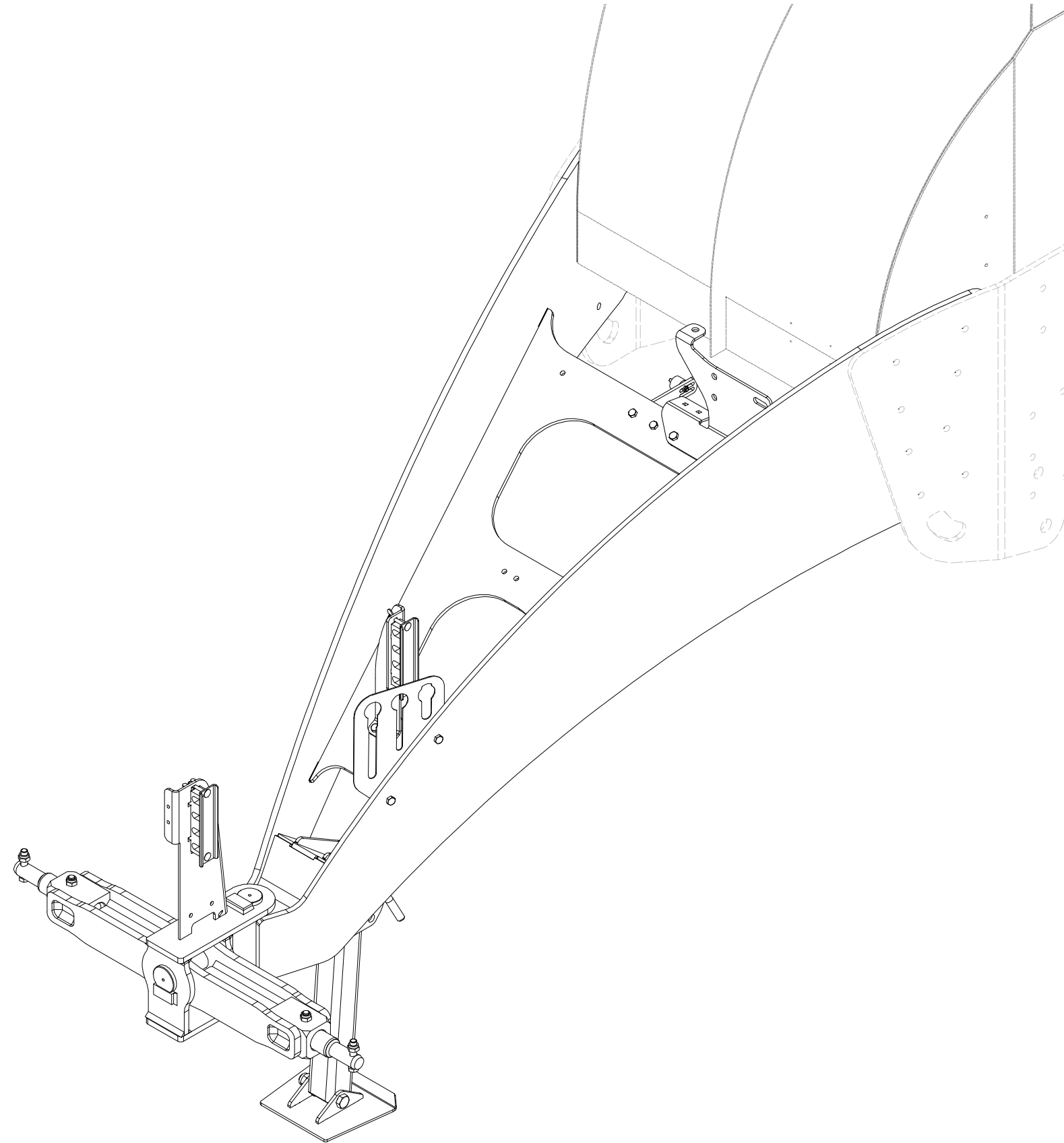
Ⓕ TIMON

3007257

Ⓖ GB TOW BAR

Ⓡ RU ДЫШЛО

Ⓟ PL DYSZEL

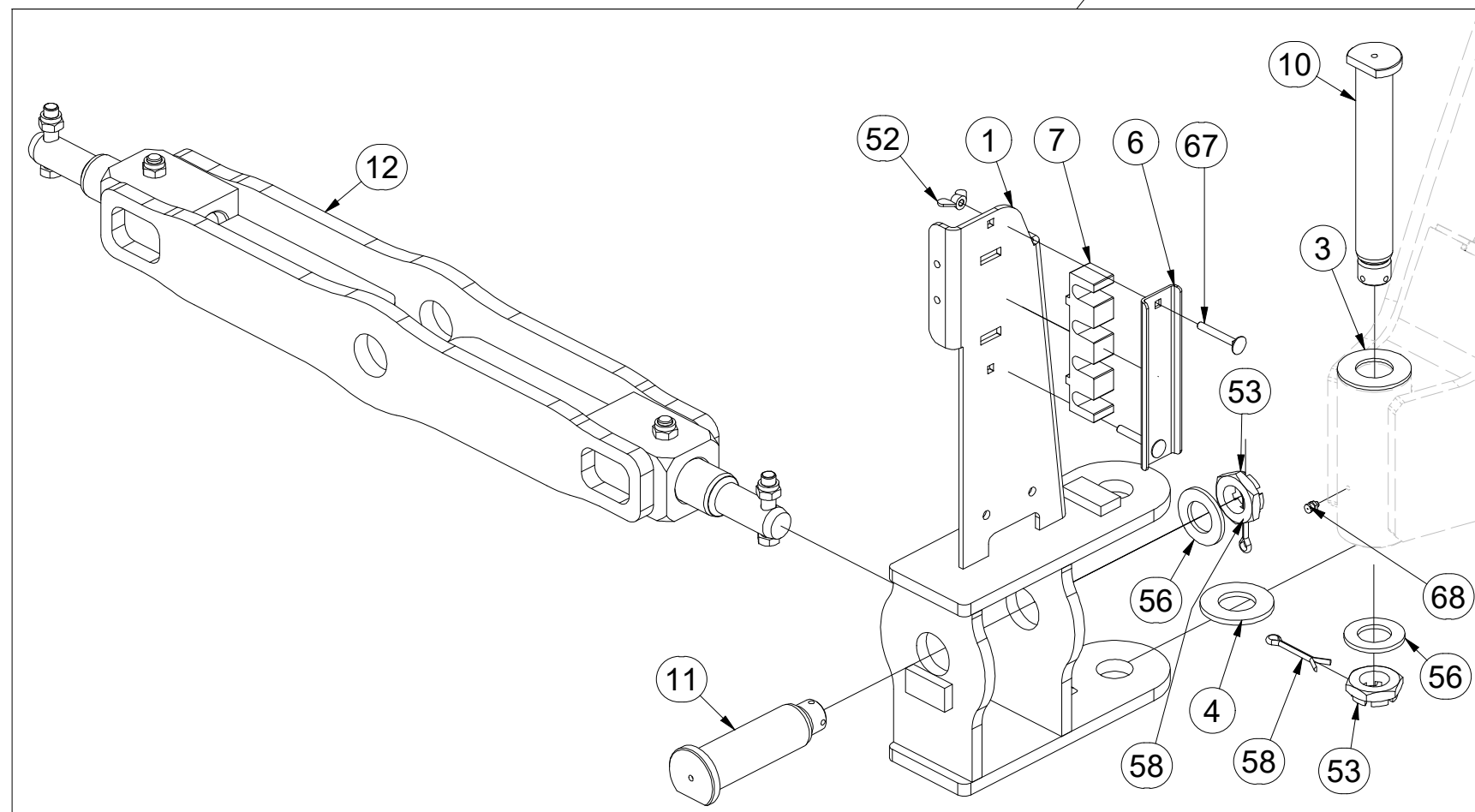
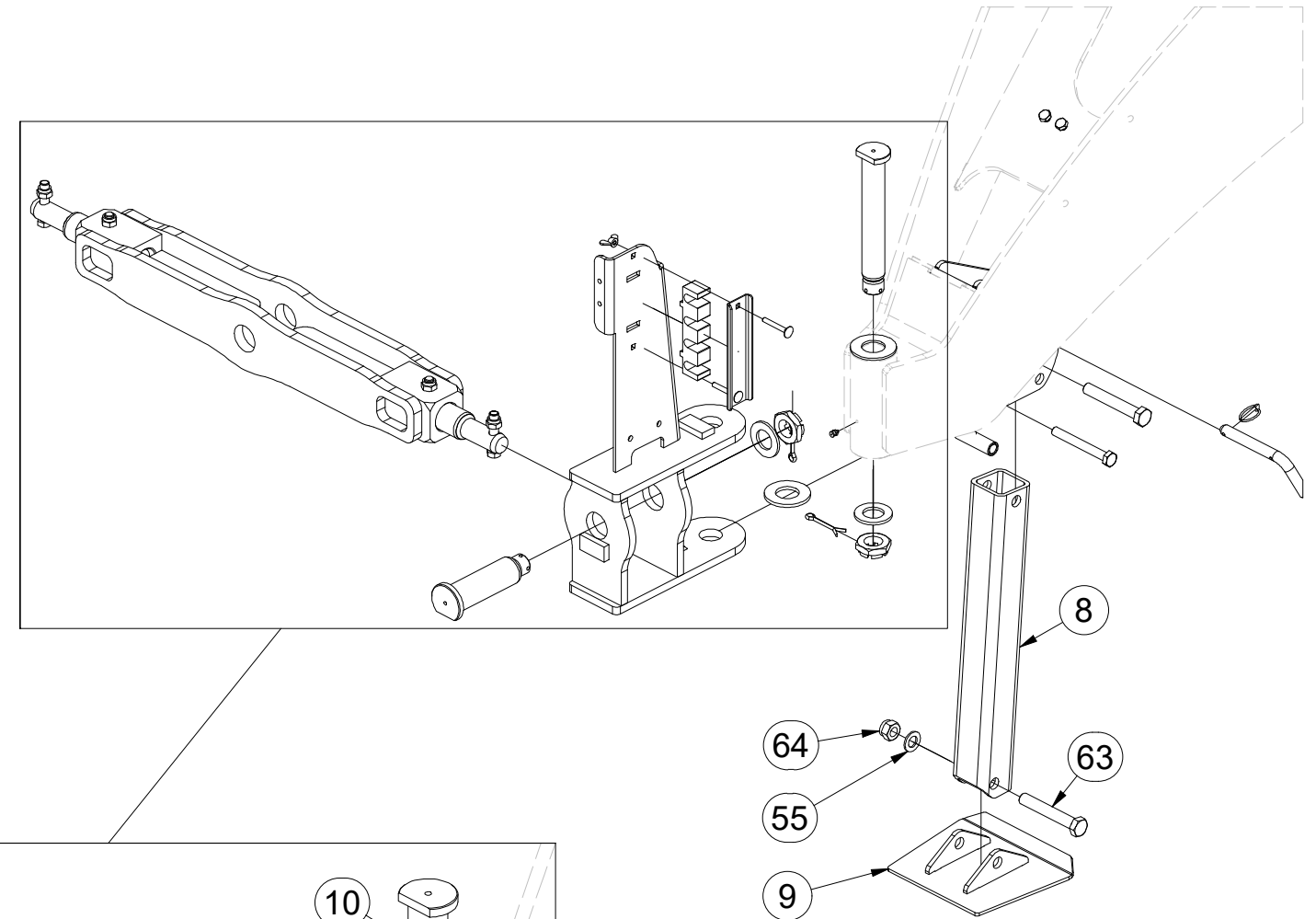
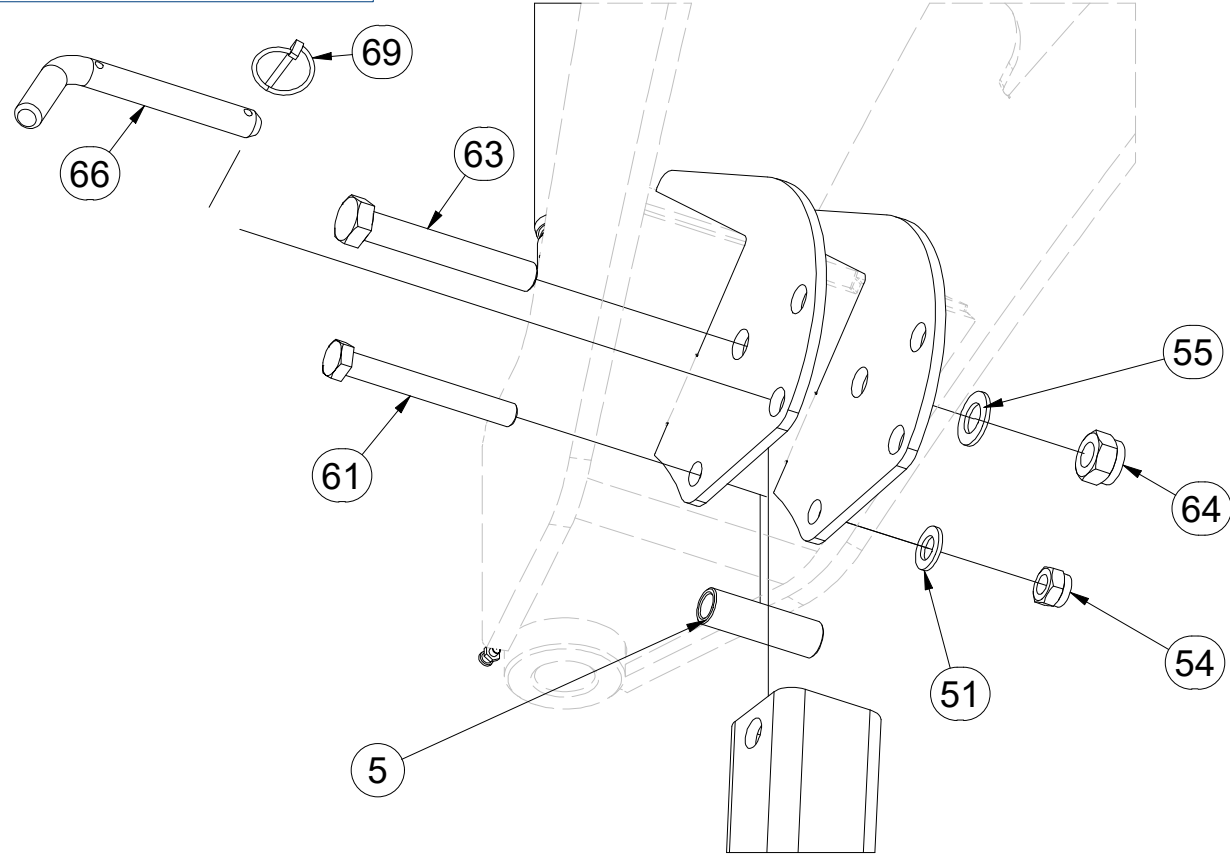


CZ OJ
 D DEICHSEL
 F TIMON

GB TOW BAR
 RU ДЫШЛО
 PL DYSZEL



3007257



M8 (8.8) - 25Nm
M16 (8.8) - 210Nm
M20 (8.8) - 411Nm

Pos.	Part Number	Pcs.	Pos.	Part Number	Pcs.
1	3005333	1	52	m01316	4
3	4003744	1	53	m02533	2
4	4003745	1	54	m03683	1
5	4004007	1	55	m03768	2
6	4004109	2	56	m03866	2
7	4005201	2	58	m04139	2
8	4006699	1	61	m04404	1
9	4007000	1	63	m05465	2
10	4007817	1	64	m05648	2
11	4007818	1	66	m08386	1
12	4008216	1	67	m09247	4
51	m01219	1	68	m10451	1
			69	m10454	1

Ⓒ CZ OJ

Ⓓ DEICHSEL

Ⓕ TIMON

Ⓖ GB TOW BAR

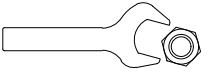
Ⓡ RU ДЫШЛО

Ⓟ PL DYSZEL

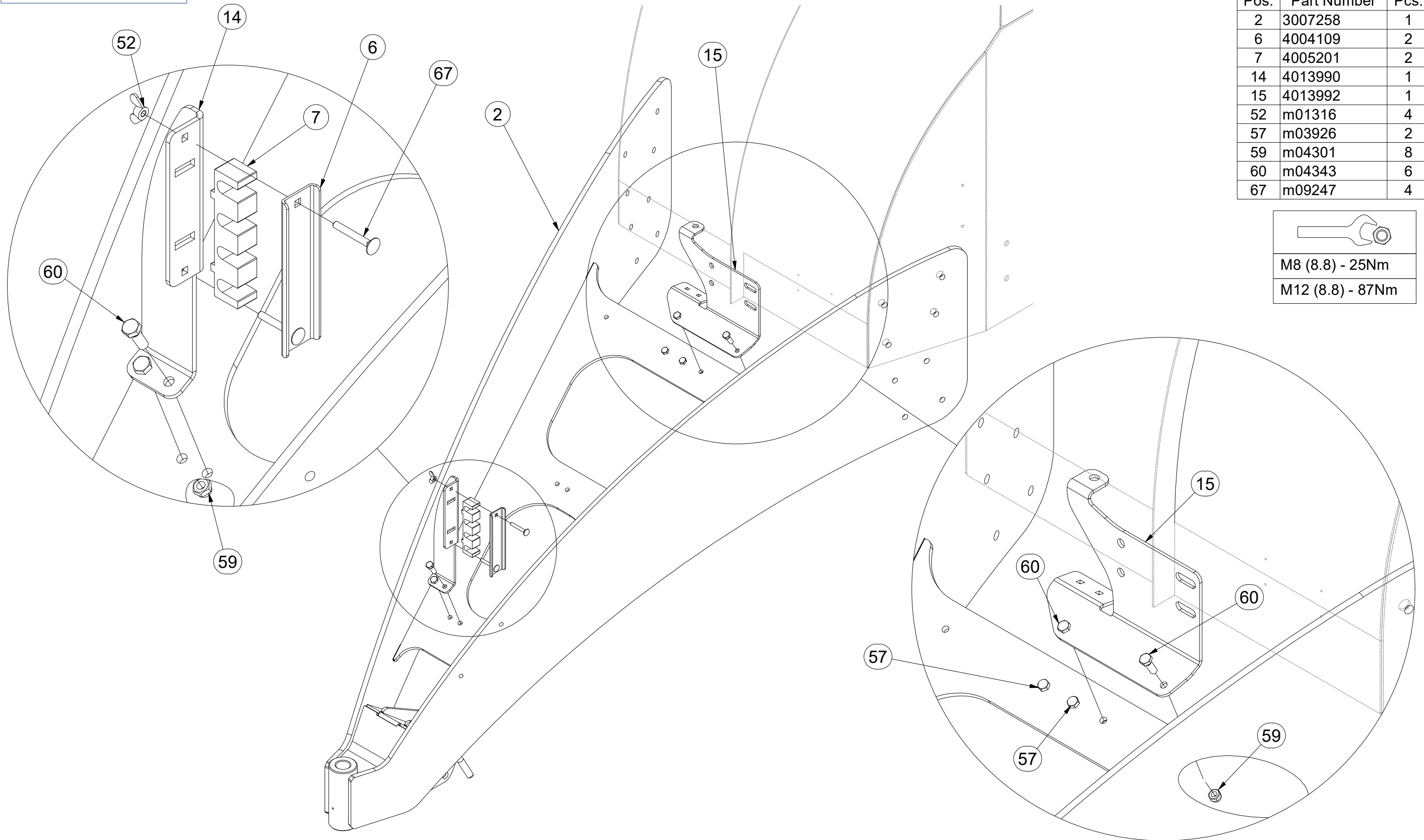


3007257

Pos.	Part Number	Pcs.
2	3007258	1
6	4004109	2
7	4005201	2
14	4013990	1
15	4013992	1
52	m01316	4
57	m03926	2
59	m04301	8
60	m04343	6
67	m09247	4



M8 (8.8) - 25Nm
M12 (8.8) - 87Nm



Ⓒ CZ OJ

Ⓓ DEICHSEL

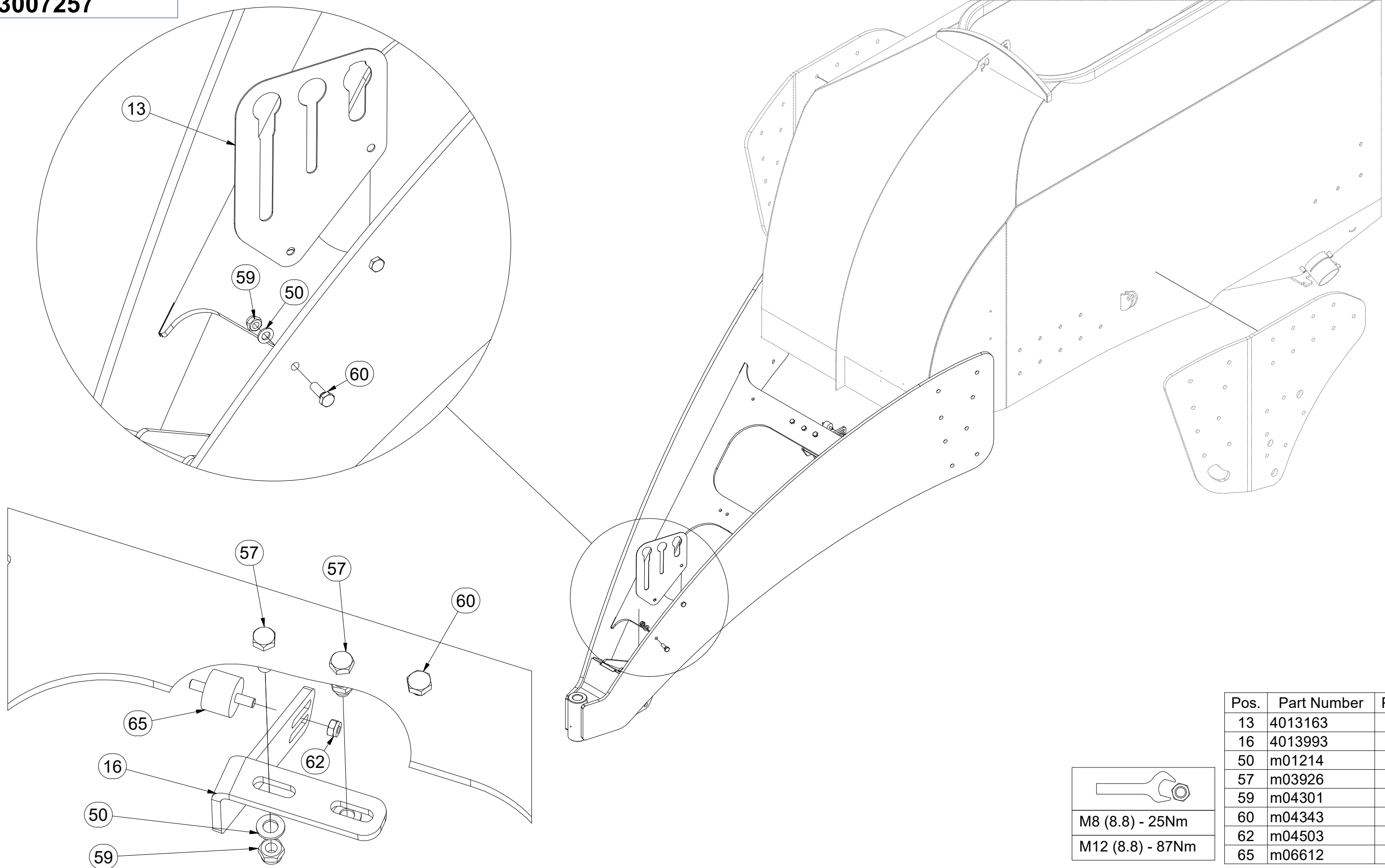
Ⓕ TIMON

3007257

Ⓖ GB TOW BAR

Ⓡ RU ДЫШЛО

Ⓟ PL DYSZEL



Pos.	Part Number	Pcs.
13	4013163	1
16	4013993	1
50	m01214	4
57	m03926	2
59	m04301	8
60	m04343	6
62	m04503	1
65	m06612	1

M8 (8.8) - 25Nm
M12 (8.8) - 87Nm

Ⓒ ZÁVĚSNÁ TYČ T3

Ⓓ KÖNIGSSTANGE T3

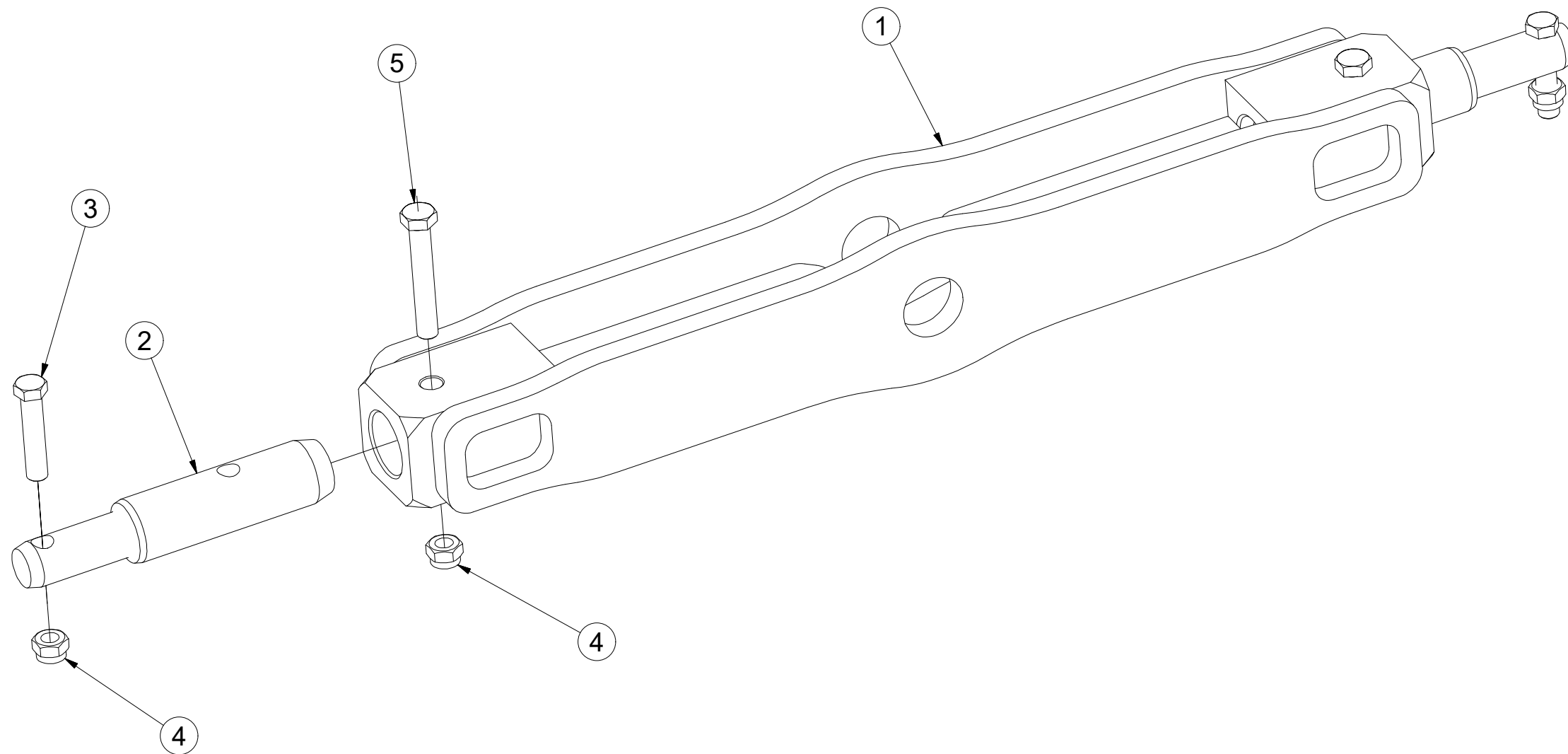
Ⓕ TIGE DE SUSPENSION T3

4008216

Ⓖ DRAWBAR T3

Ⓡ ПОДВЕШАЯ ШТАНГА T3

Ⓟ PRĘT ZAWIESZANY T3



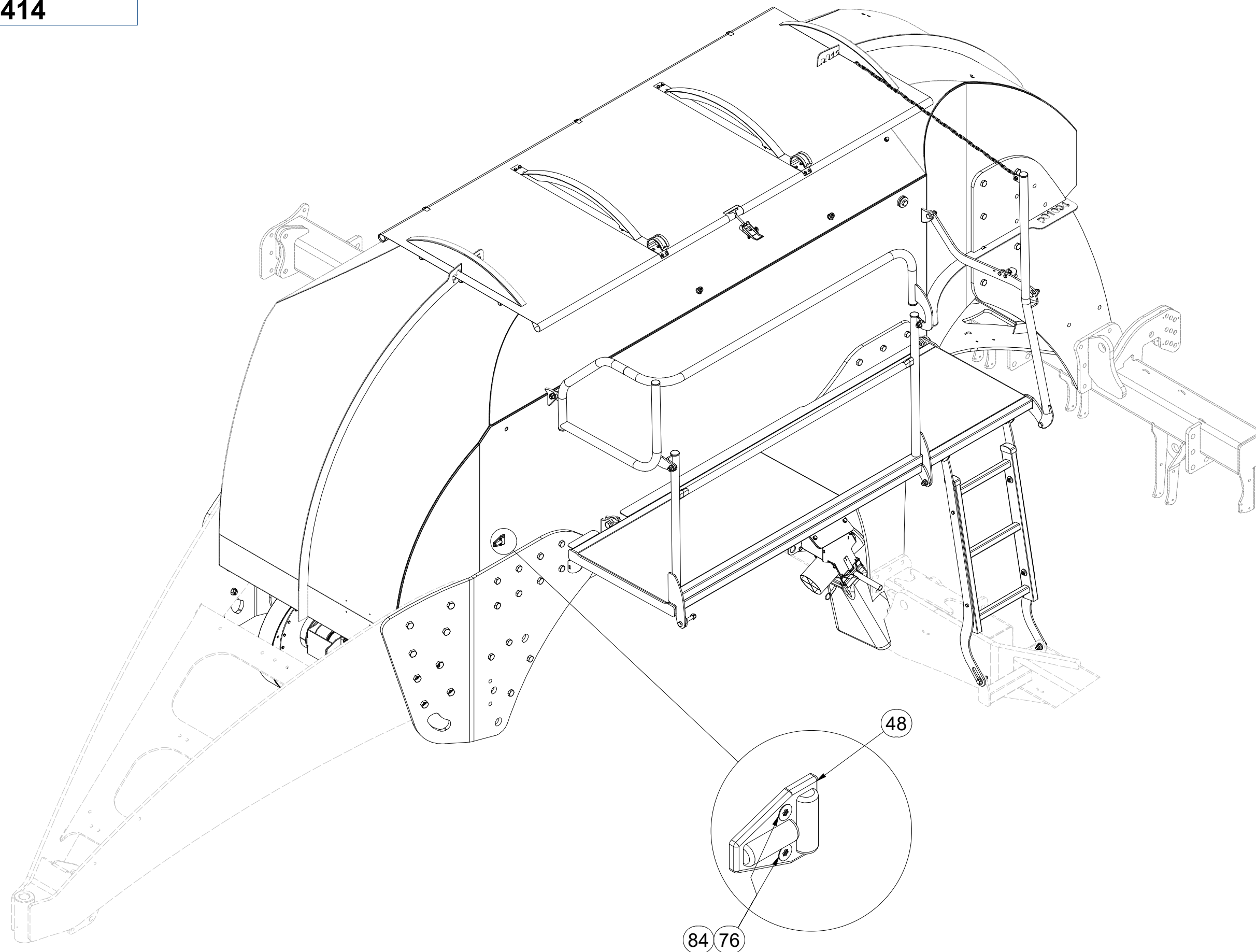
Pos.	Part Number	Pcs.
1	3004315	1
2	4008217	2
3	m01133	2
4	m03683	4
5	m05304	2

- Ⓒ NÁŠYPKA
- Ⓓ FÜLLTRICHTER
- Ⓕ TRÉMIE

- Ⓖ HOPPER
- Ⓡ БУНКЕР
- Ⓟ LEJ



3007414



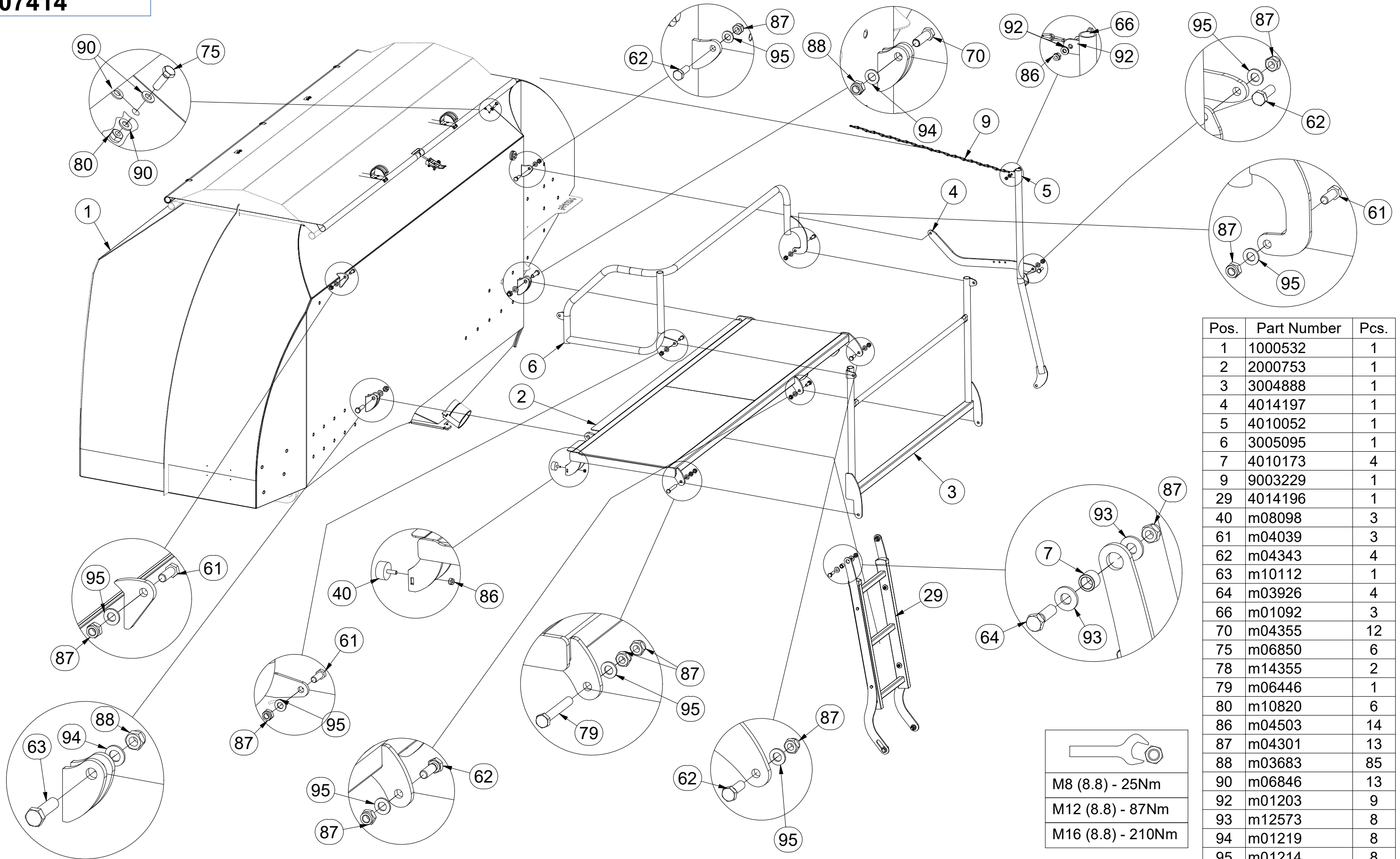
Pos.	Part Number	Pcs.
48	m13896	1
76	m12415	2
84	m05562	2

CZ NÁŠYPKA
 D FÜLLTRICHTER
 F TRÉMIE

GB HOPPER
 RU БУНКЕР
 PL LEJ



3007414



Pos.	Part Number	Pcs.
1	1000532	1
2	2000753	1
3	3004888	1
4	4014197	1
5	4010052	1
6	3005095	1
7	4010173	4
9	9003229	1
29	4014196	1
40	m08098	3
61	m04039	3
62	m04343	4
63	m10112	1
64	m03926	4
66	m01092	3
70	m04355	12
75	m06850	6
78	m14355	2
79	m06446	1
80	m10820	6
86	m04503	14
87	m04301	13
88	m03683	85
90	m06846	13
92	m01203	9
93	m12573	8
94	m01219	8
95	m01214	8

M8 (8.8) - 25Nm
M12 (8.8) - 87Nm
M16 (8.8) - 210Nm

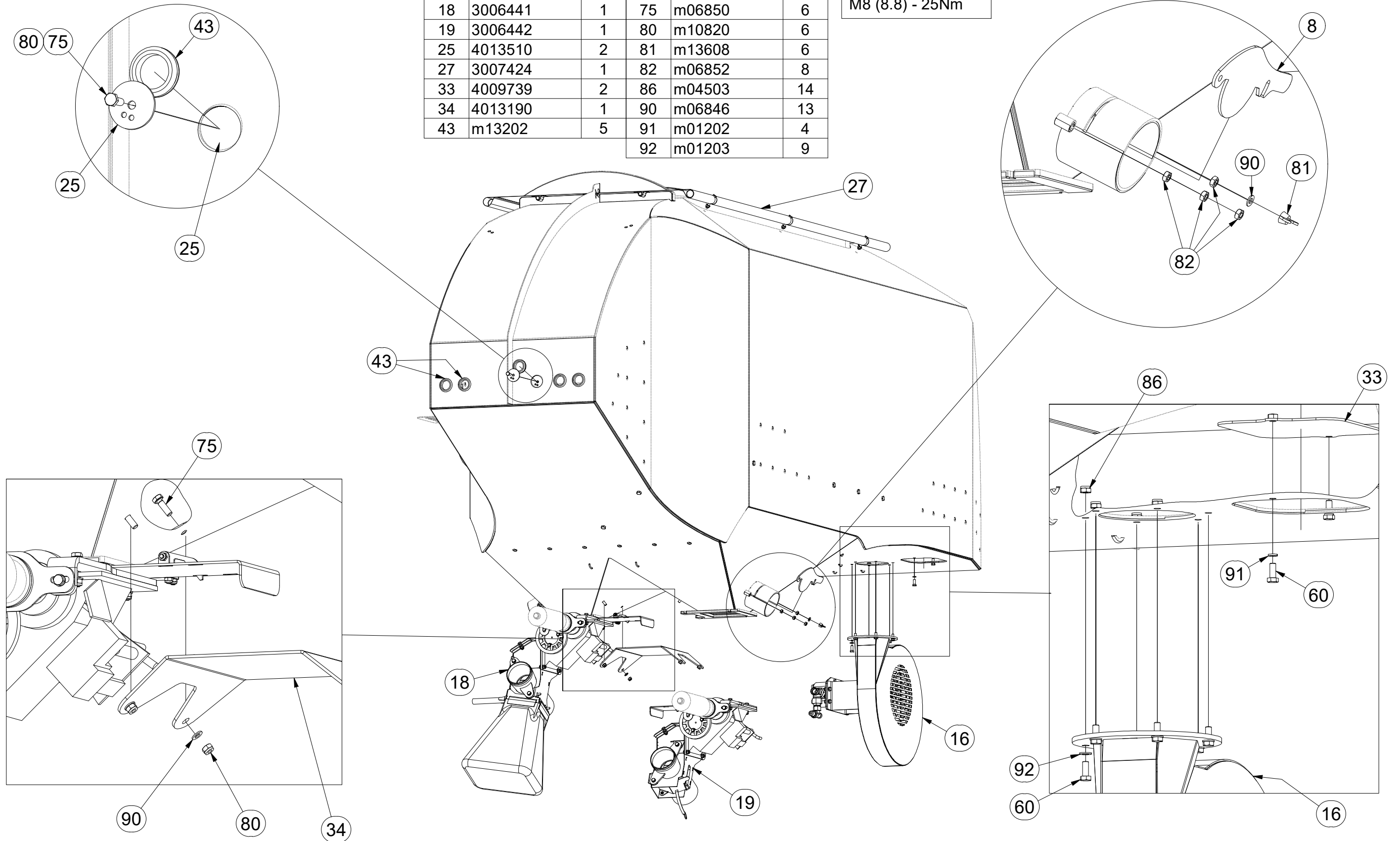
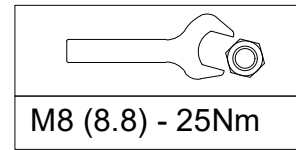
CZ NÁSYPKA
 D FÜLLTRICHTER
 F TRÉMIE

GB HOPPER
 RU БУНКЕР
 PL LEJ



3007414

Pos.	Part Number	Pcs.	Pos.	Part Number	Pcs.
8	4010442	2	60	m01089	10
16	3005100	1	65	m13611	4
18	3006441	1	75	m06850	6
19	3006442	1	80	m10820	6
25	4013510	2	81	m13608	6
27	3007424	1	82	m06852	8
33	4009739	2	86	m04503	14
34	4013190	1	90	m06846	13
43	m13202	5	91	m01202	4
			92	m01203	9

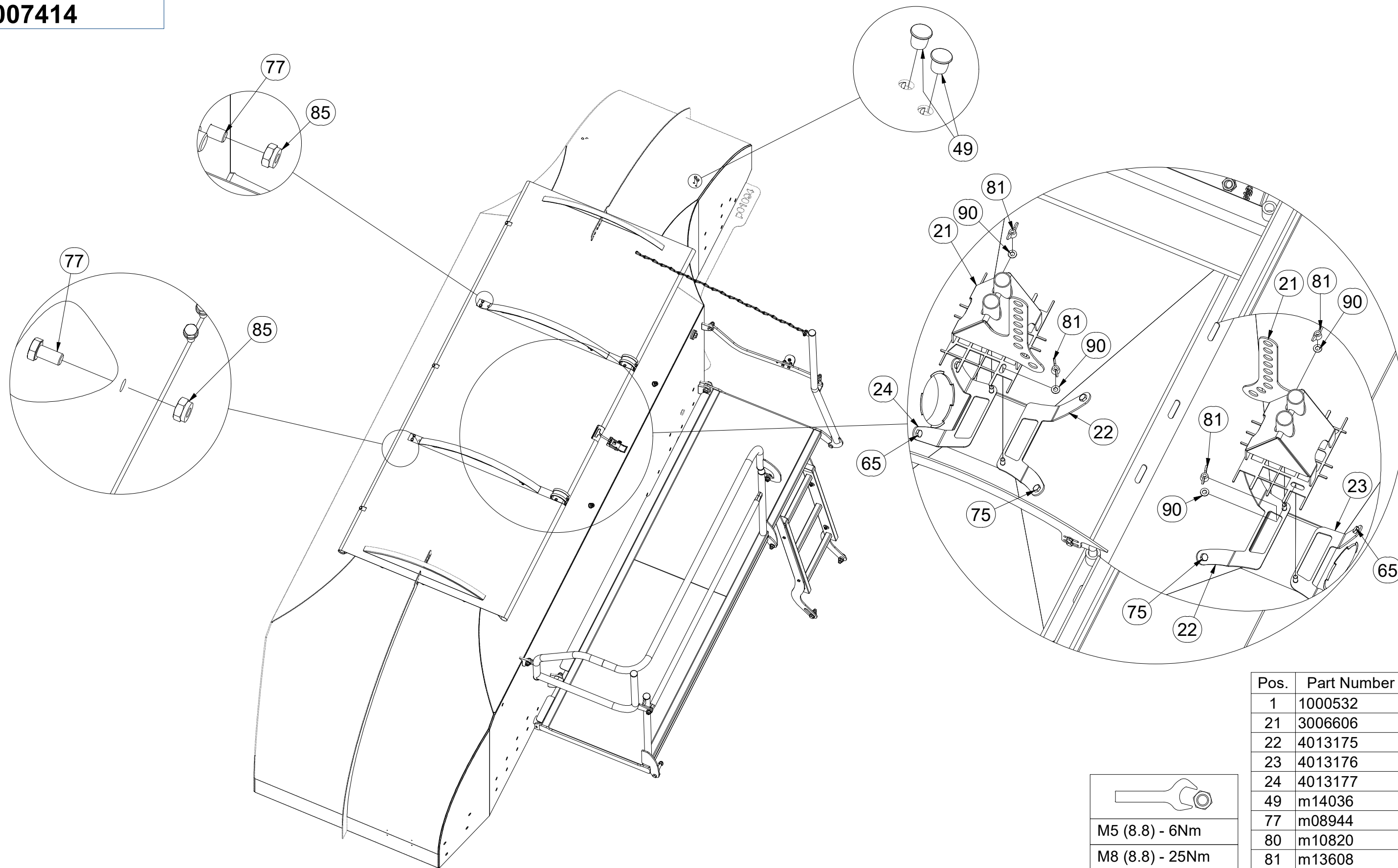


CZ NÁŠYPKA
 D FÜLLTRICHTER
 F TRÉMIE

GB HOPPER
 RU БУНКЕР
 PL LEJ



3007414



M5 (8.8) - 6Nm
M8 (8.8) - 25Nm
M12 (8.8) - 87Nm

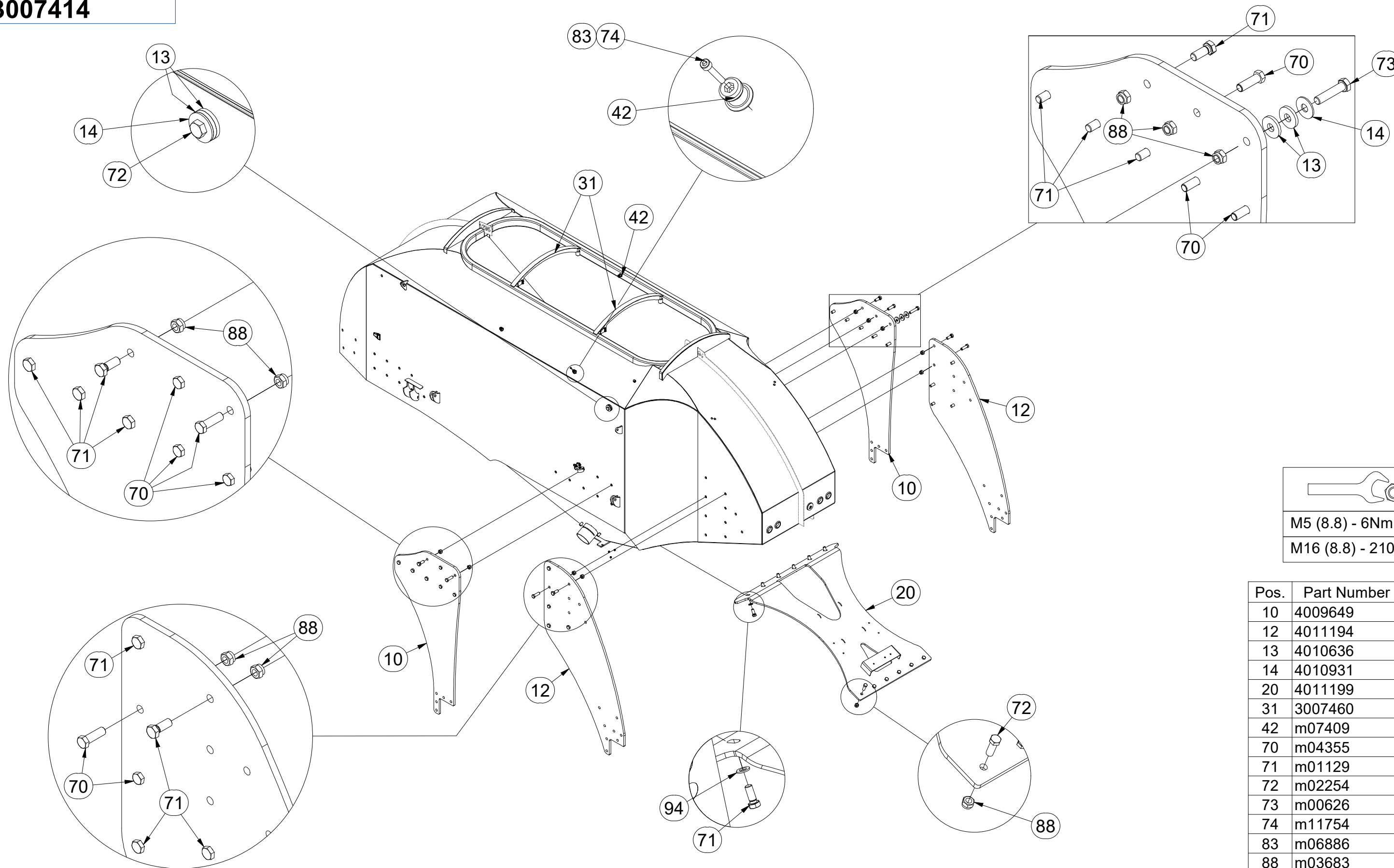
Pos.	Part Number	Pcs.
1	1000532	1
21	3006606	2
22	4013175	2
23	4013176	1
24	4013177	1
49	m14036	4
77	m08944	6
80	m10820	6
81	m13608	6
85	m13617	6
90	m06846	13

CZ NÁSYPKA
 D FÜLLTRICHTER
 F TRÉMIE

GB HOPPER
 RU БУНКЕР
 PL LEJ



3007414



M5 (8.8) - 6Nm
M16 (8.8) - 210Nm

Pos.	Part Number	Pcs.
10	4009649	2
12	4011194	2
13	4010636	4
14	4010931	2
20	4011199	1
31	3007460	2
42	m07409	3
70	m04355	12
71	m01129	40
72	m02254	7
73	m00626	1
74	m11754	3
83	m06886	2
88	m03683	85
94	m01219	8

Ⓒ NÁŠYPKA

Ⓓ FÜLLTRICHTER

Ⓕ TRÉMIE

Ⓖ HOPPER

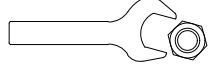
Ⓔ БУНКЕР

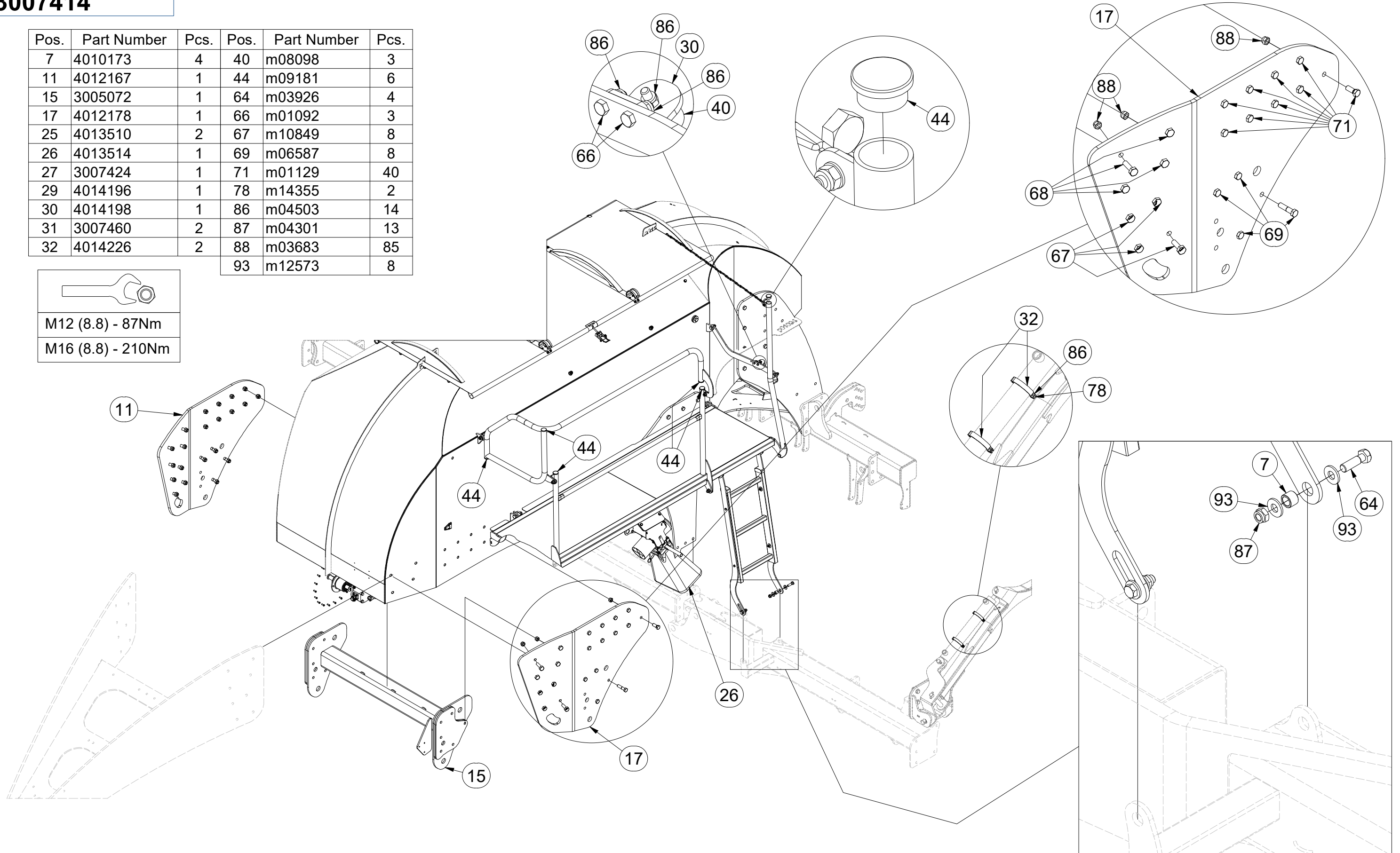
Ⓗ LEJ



3007414

Pos.	Part Number	Pcs.	Pos.	Part Number	Pcs.
7	4010173	4	40	m08098	3
11	4012167	1	44	m09181	6
15	3005072	1	64	m03926	4
17	4012178	1	66	m01092	3
25	4013510	2	67	m10849	8
26	4013514	1	69	m06587	8
27	3007424	1	71	m01129	40
29	4014196	1	78	m14355	2
30	4014198	1	86	m04503	14
31	3007460	2	87	m04301	13
32	4014226	2	88	m03683	85
			93	m12573	8


M12 (8.8) - 87Nm
M16 (8.8) - 210Nm

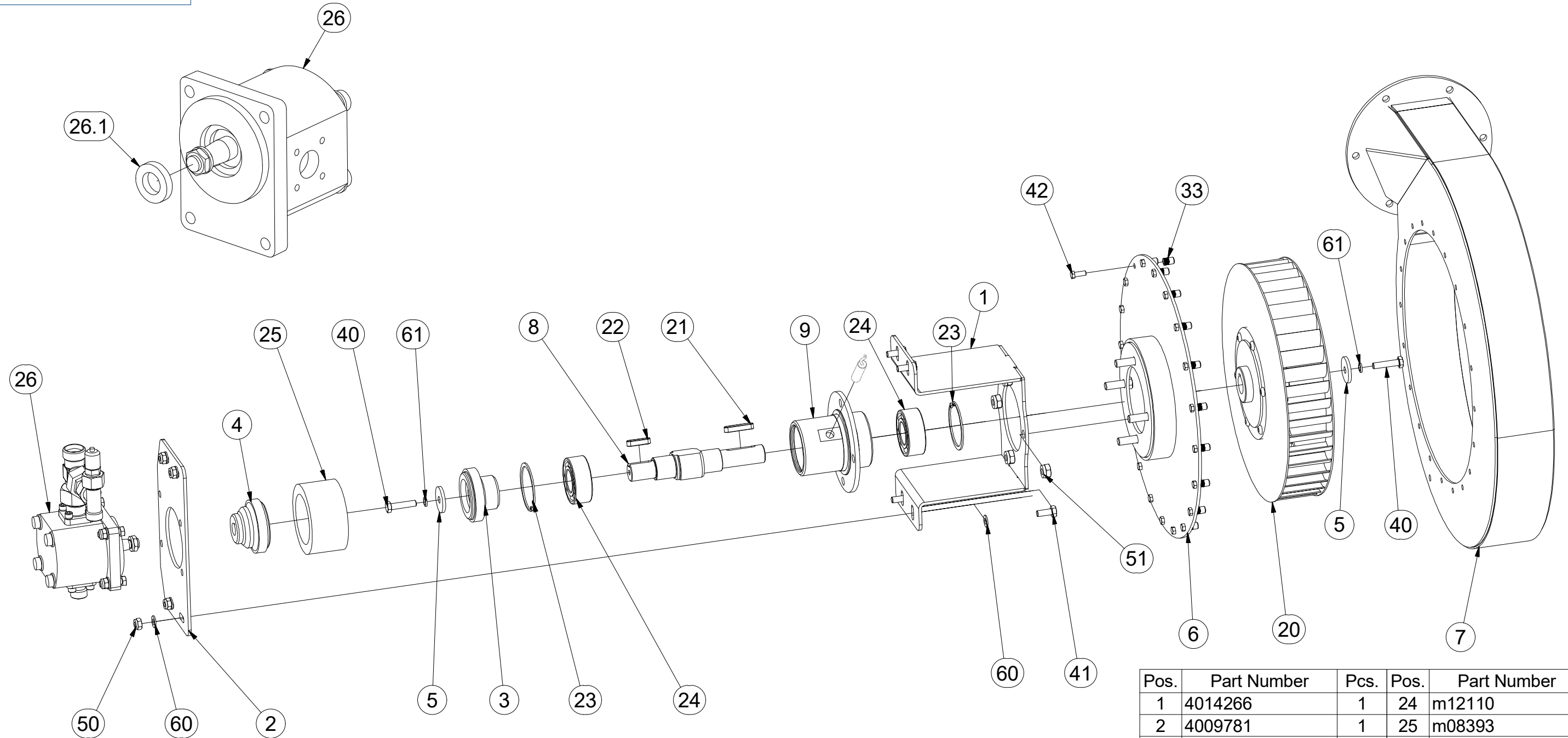


CZ VENTILÁTOR S HYDROPOHONEM
 D GEBLÄSE MIT HYDRAULIKANTRIEB
 F VENTILATEUR À MOTEUR HYDRAULIQUE

GB VENTILATOR WITH HYDRAULIC DRIVE
 RU ВЕНТИЛЯТОР С ГИДРОПРИВОДОМ
 PL WENTYLATOR Z HYDRO-NAPĘDEM



3005100



Pos.	Part Number	Pcs.	Pos.	Part Number	Pcs.
1	4014266	1	24	m12110	2
2	4009781	1	25	m08393	1
3	8000540-40907	1	26	m12900	1
4	8000540-40906	1	26.1	m13039	1
5	8000540-41044	2	33	m06428	20
6	3004788	1	40	m01096	2
7	3004794	1	41	m01089	4
8	3007465	1	42	m01073	20
9	3007463	1	50	m04503	8
20	m14410	1	51	m03775	4
21	m03489	1	60	m01203	12
22	m14409	1	61	m01202	2
23	m02850	2			

Ⓒ ŽEBŘÍK LÁVKY

Ⓓ LEITER BÜHNE

Ⓕ ÉCHELLE DE LA PASSERELLE

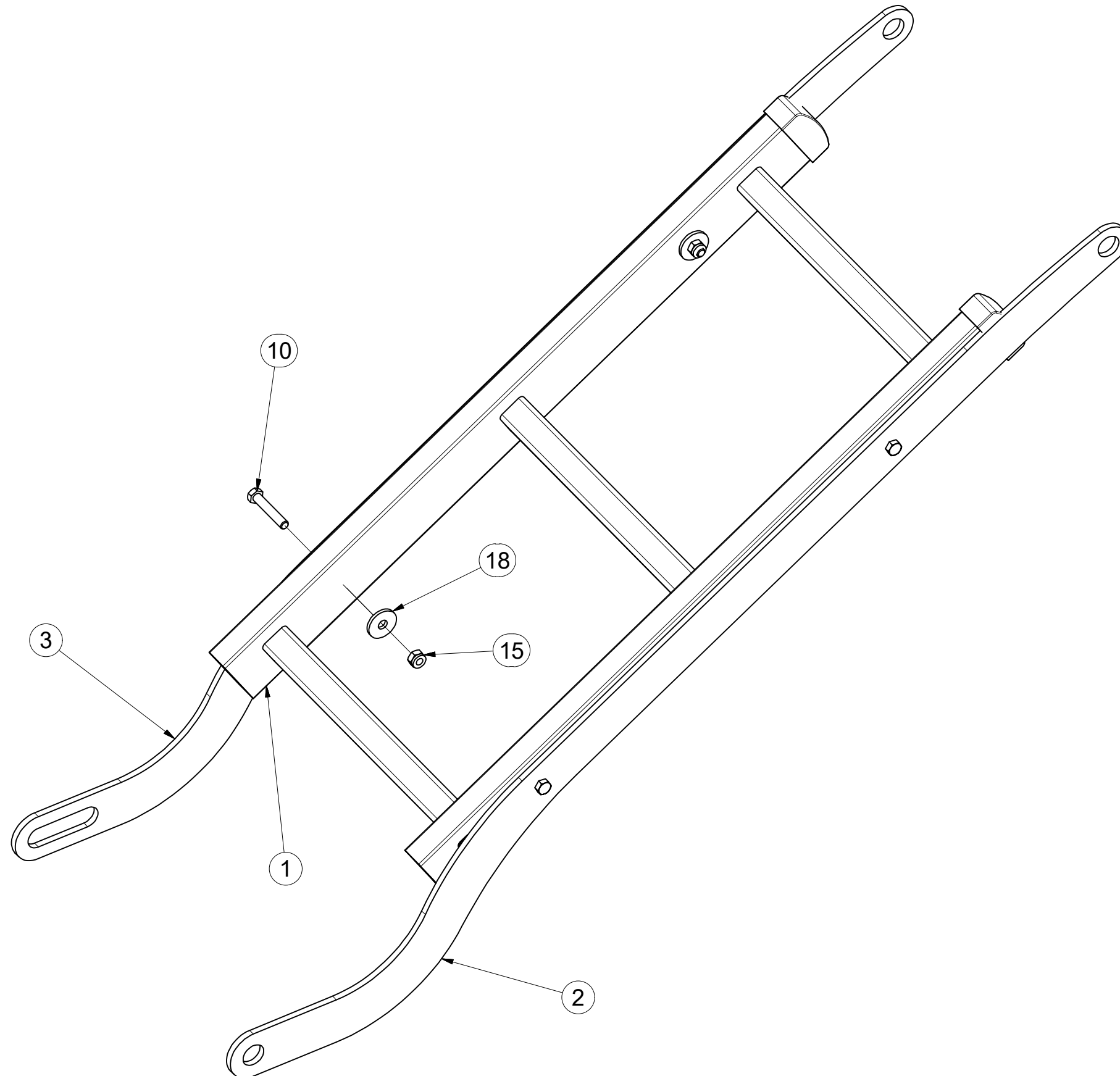
4014196

Ⓖ FOOTBRIDGE LADDER

Ⓡ ЛЕСЕНКА ПЛОЩАДКИ

Ⓟ DRABINKA ŁAWKI

Farmet



Pos.	Part Number	Pcs.
1	4010060	1
2	4014199	1
3	4014208	1
10	m07789	4
15	m04503	4
18	m07936	4

Ⓒ VÝSEVNÉ ÚSTROJÍ LEVÉ

Ⓓ RECHTES AUSSAATMECHANISMUS

Ⓔ DISPOSITIF DE SEMIS DE GAUCHE

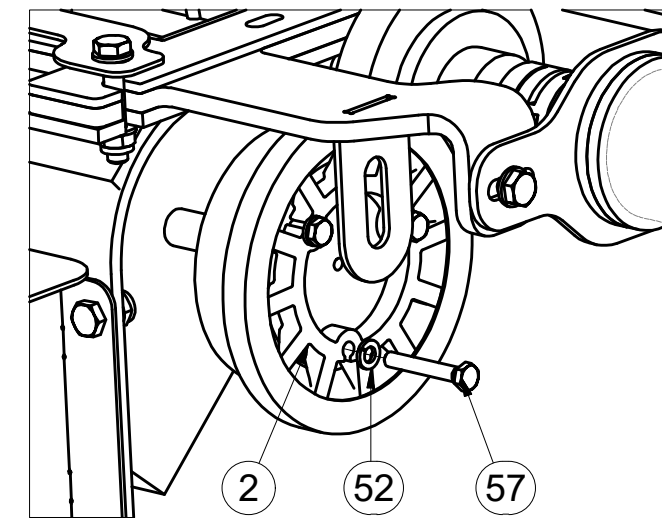
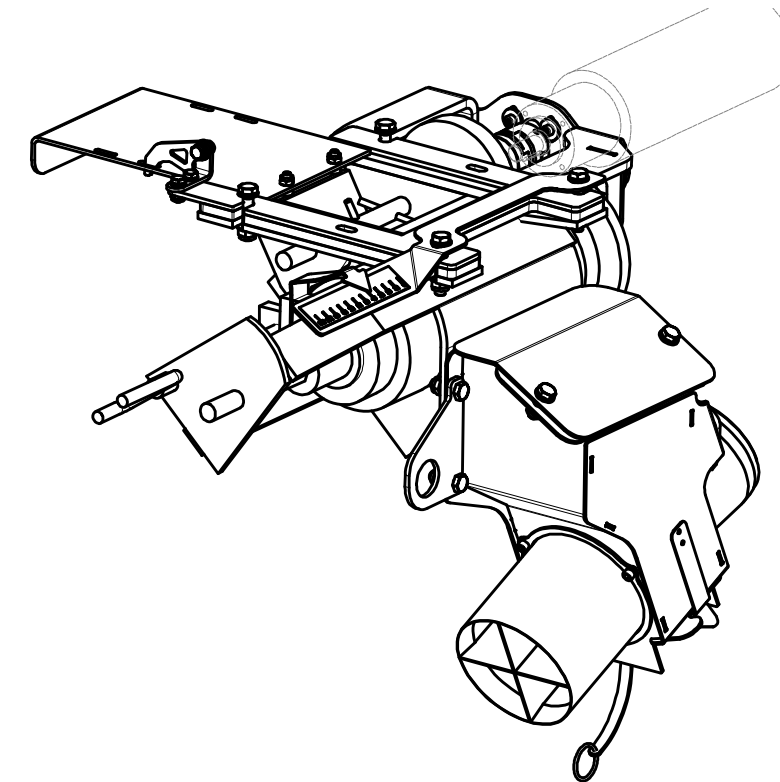
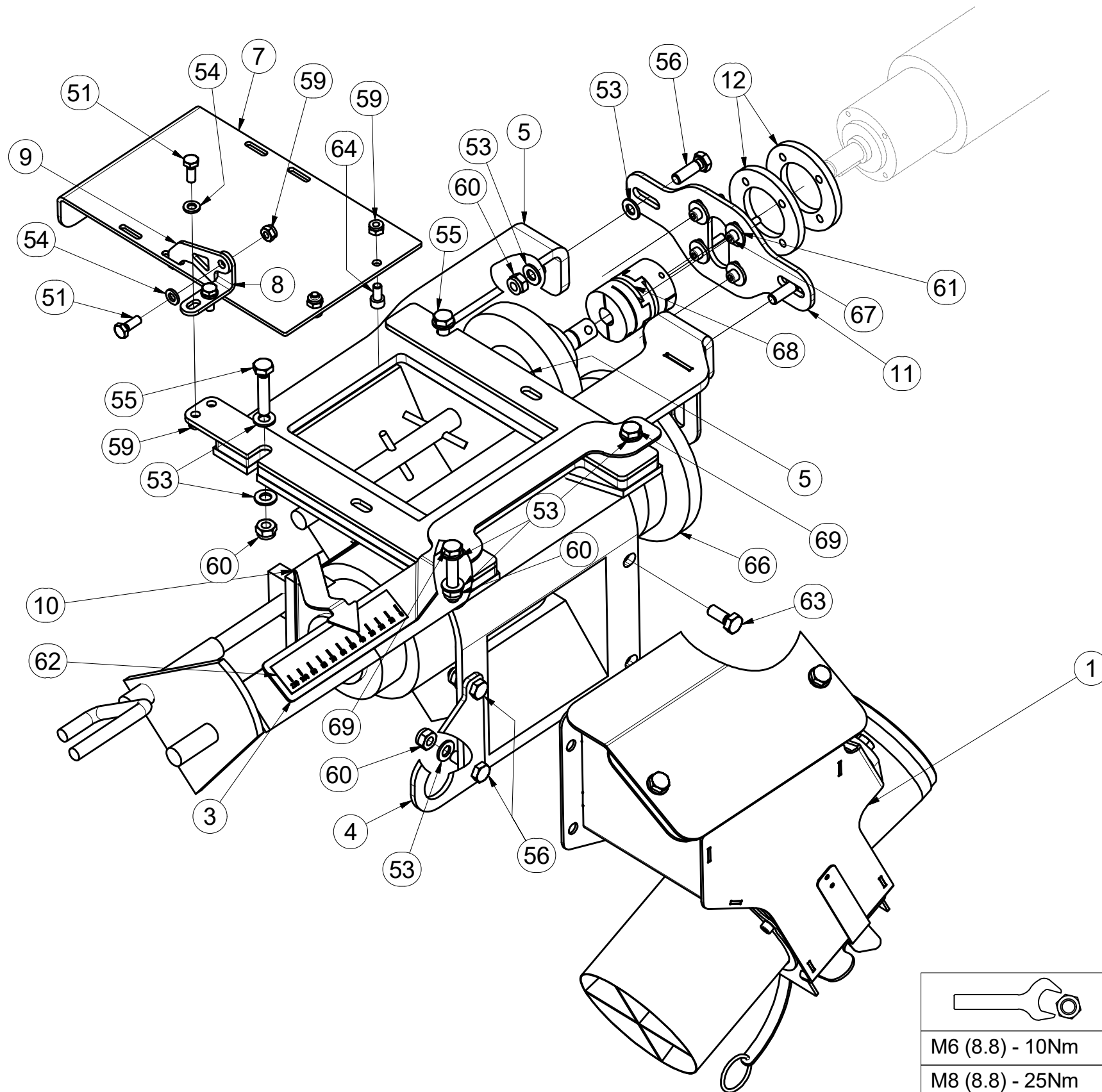
Ⓖ LEFT SEEDING APPARATUS

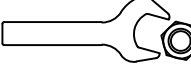
Ⓡ ВЫСЕВАЮЩИЙ МЕХАНИЗМ ЛЕВЫЙ

Ⓟ MECHANIZM SIEWNY LEWY



3006441




M6 (8.8) - 10Nm
M8 (8.8) - 25Nm

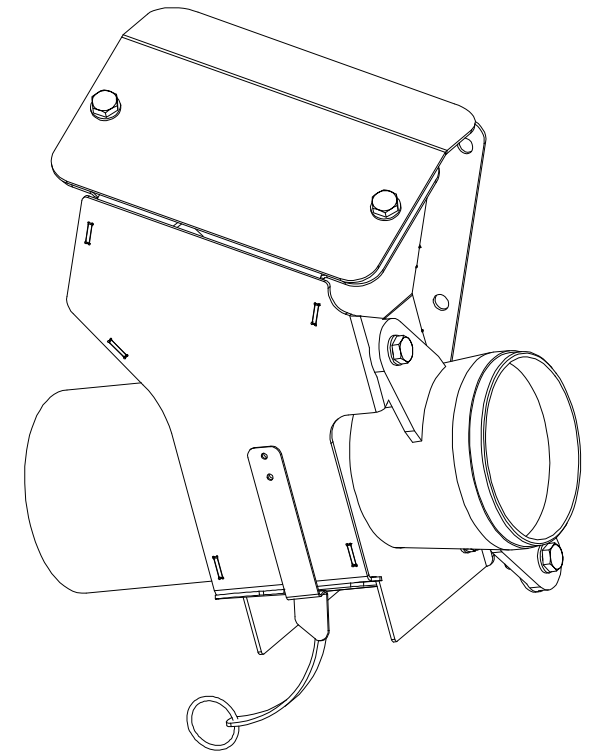
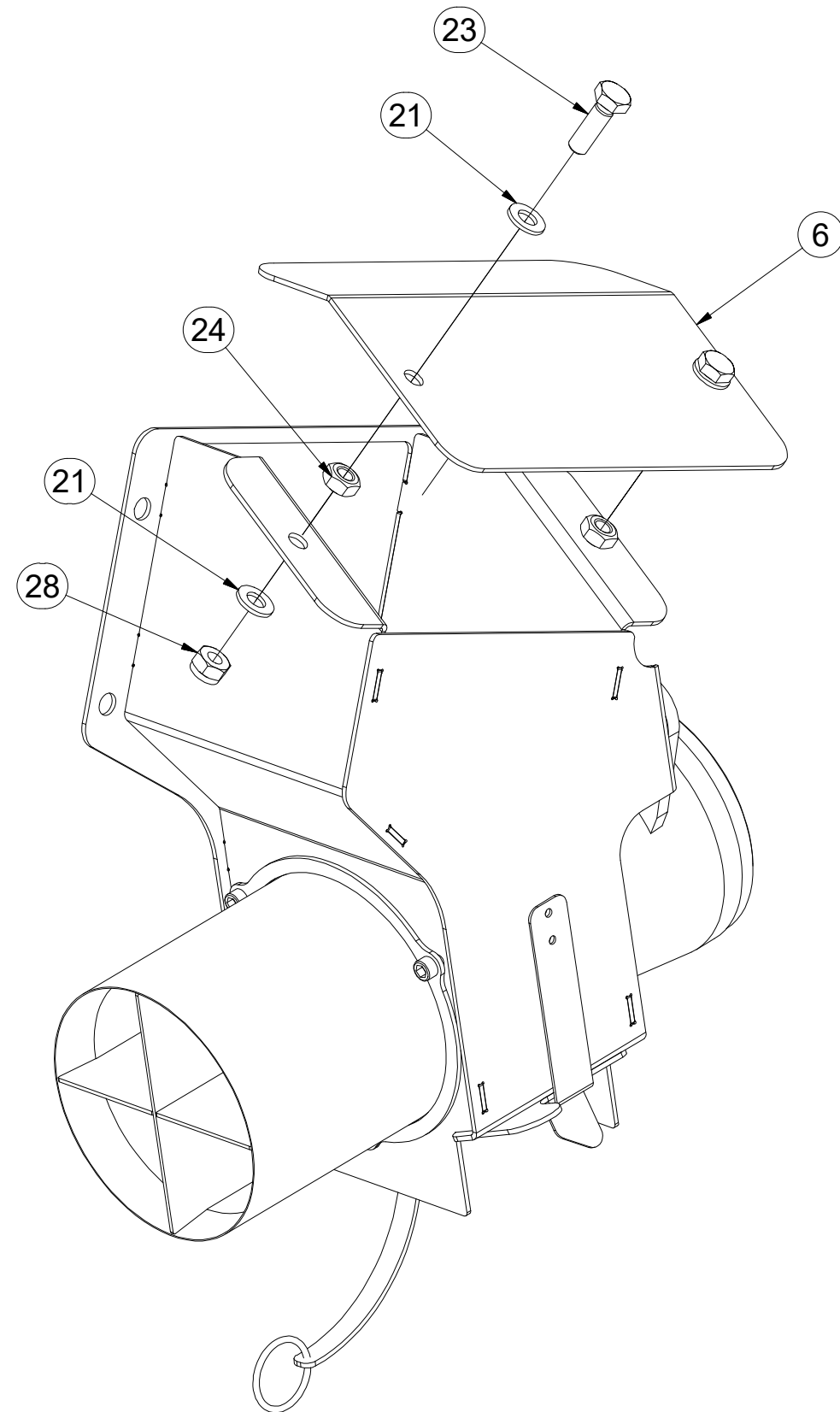
Pos.	Part Number	Pcs.	Pos.	Part Number	Pcs.	Pos.	Part Number	Pcs.
1	3006960	1	12	4013185	2	61	m12434	4
2	4007452	1	51	m13621	3	62	m13440	1
3	4011486	1	52	m06844	3	63	m13545	2
4	4012601	1	53	m06846	16	64	m13547	2
5	4014431	1	54	m06847	3	66	m13747	1
7	4014433	1	55	m06849	2	67	m14050	4
8	4012895	1	56	m06850	4	68	m14184	1
9	4012896	1	57	m07143	3	69	m13482	2
10	4012906	1	59	m10819	8			
11	4013184	1	60	m10820	10			

CZ SMĚŠOVAČ
 D MISCHER
 F MÉLANGEUR

GB MIXER
 RU СМЕСИТЕЛЬ
 PL MIESZALNIK



3006960



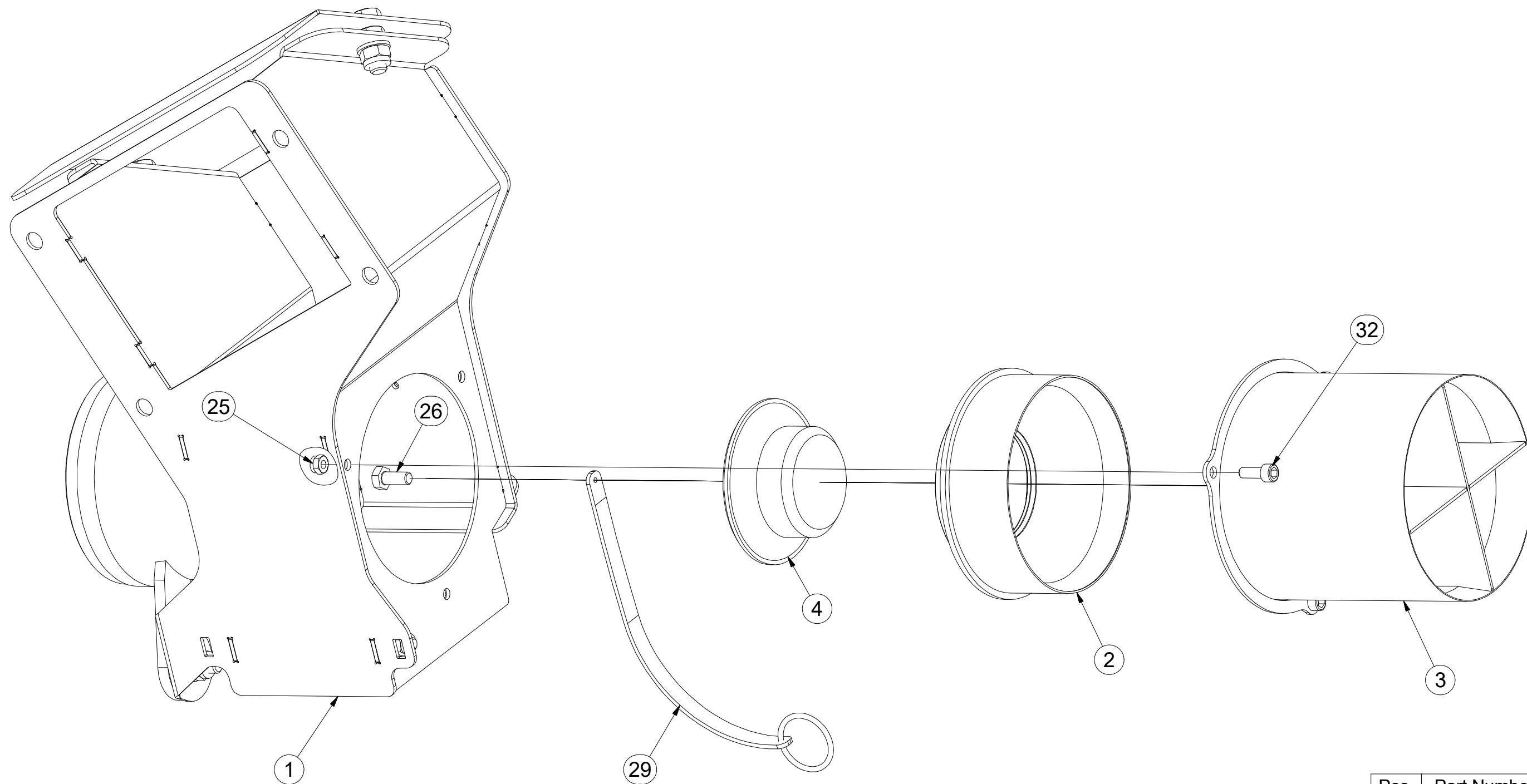
Pos.	Part Number	Pcs.
6	4010560	1
21	m06846	8
23	m06850	4
24	m06852	2
28	m10820	4

CZ SMĚŠOVAČ
 D MISCHER
 F MÉLANGEUR

GB MIXER
 RU СМЕСИТЕЛЬ
 PL MIESZALNIK



3006960



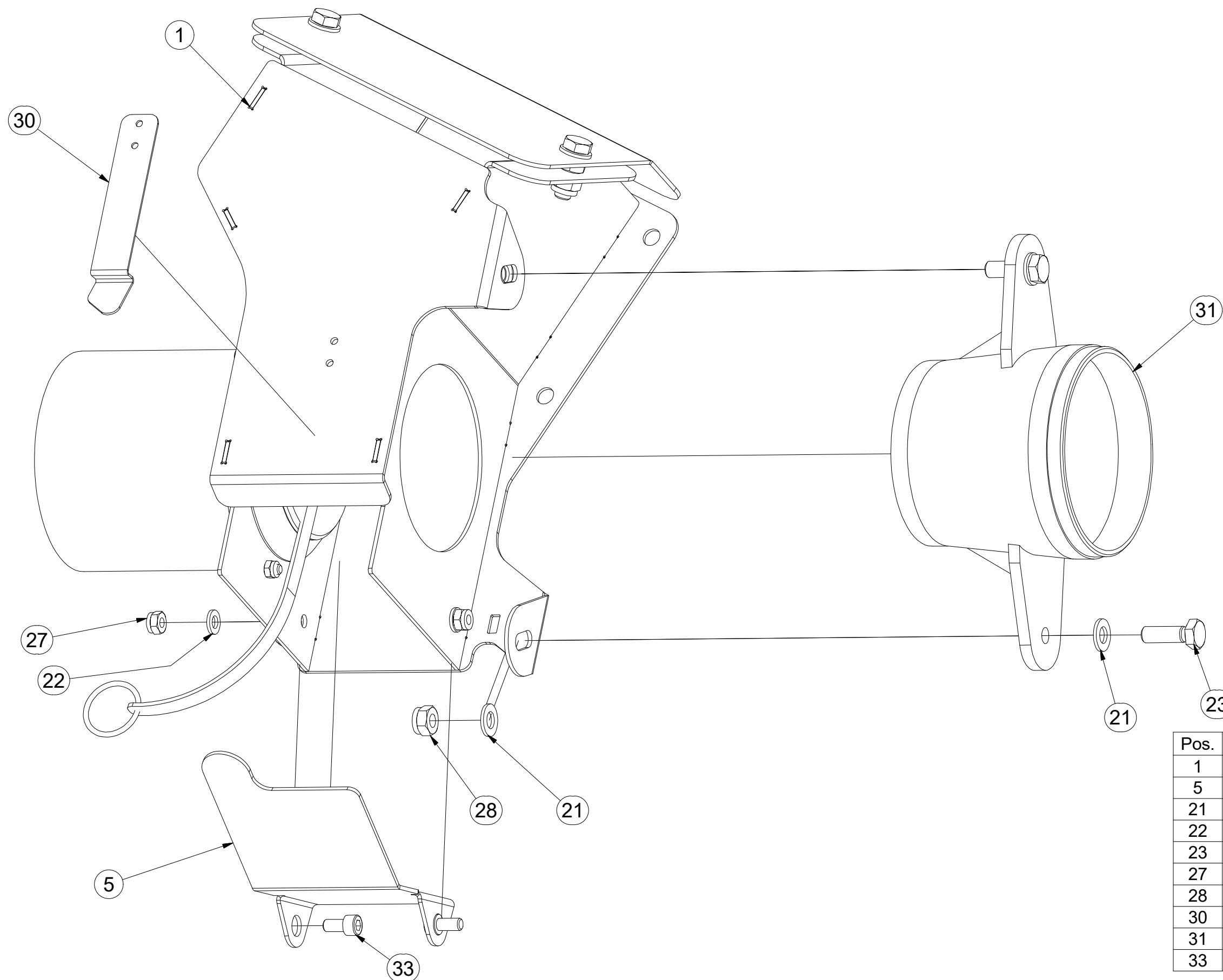
Pos.	Part Number	Pcs.
1	3006981	1
2	3005867	1
3	3005874	1
4	4011480	1
29	m12467	1
32	m13546	3

CZ SMĚŠOVAČ
 D MISCHER
 F MÉLANGEUR

GB MIXER
 RU СМЕСИТЕЛЬ
 PL MIESZALNIK



3006960



Pos.	Part Number	Pcs.
1	3006981	1
5	4010554	1
21	m06846	8
22	m06847	2
23	m06850	4
27	m10819	2
28	m10820	4
30	m13439	1
31	m13443	1
33	m13547	2

Ⓒ VÝSEVNÉ ÚSTROJÍ PRAVÉ

Ⓓ RECHTES AUSSAATMECHANISMUS

Ⓕ DISPOSITIF DE SEMIS DE DROITE

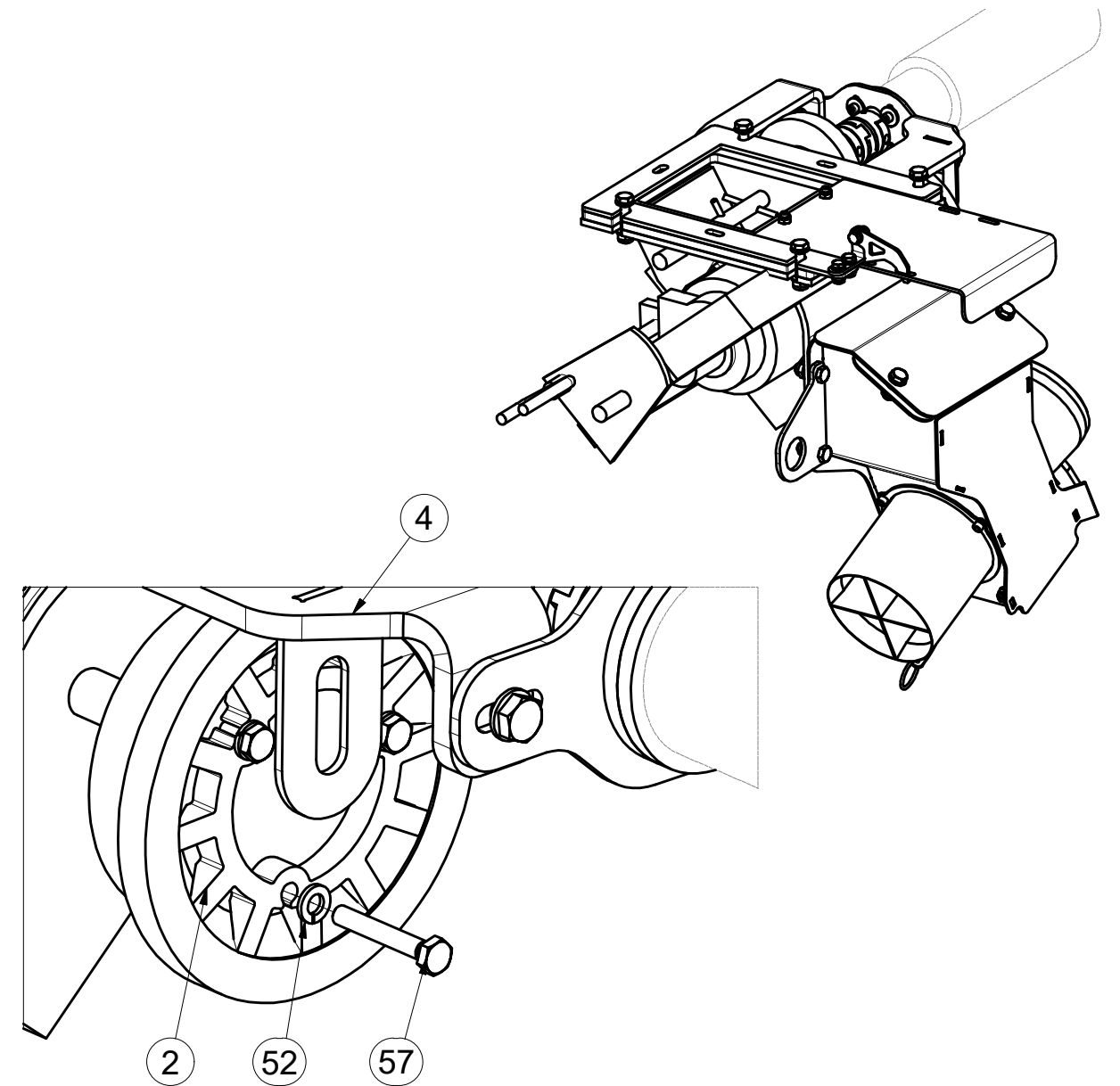
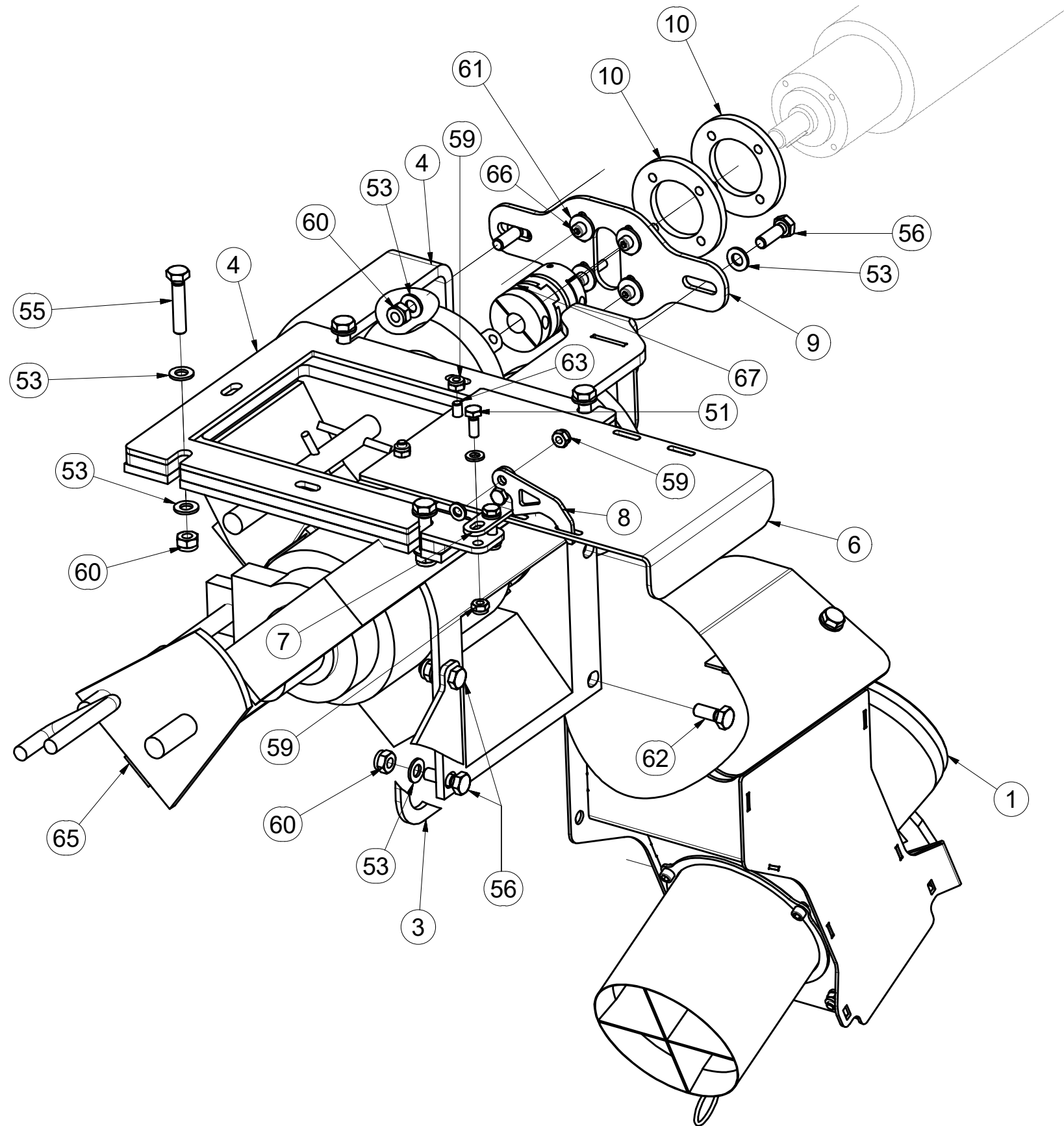
Ⓖ RIGHT SEEDING APPARATUS

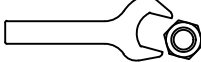
Ⓡ ПРАВЫЙ ВЫСЕВАЮЩИЙ МЕХАНИЗМ

Ⓣ MECHANIZM SIEWNY PRAWY



3006442




M6 (8.8) - 10Nm
M8 (8.8) - 25Nm

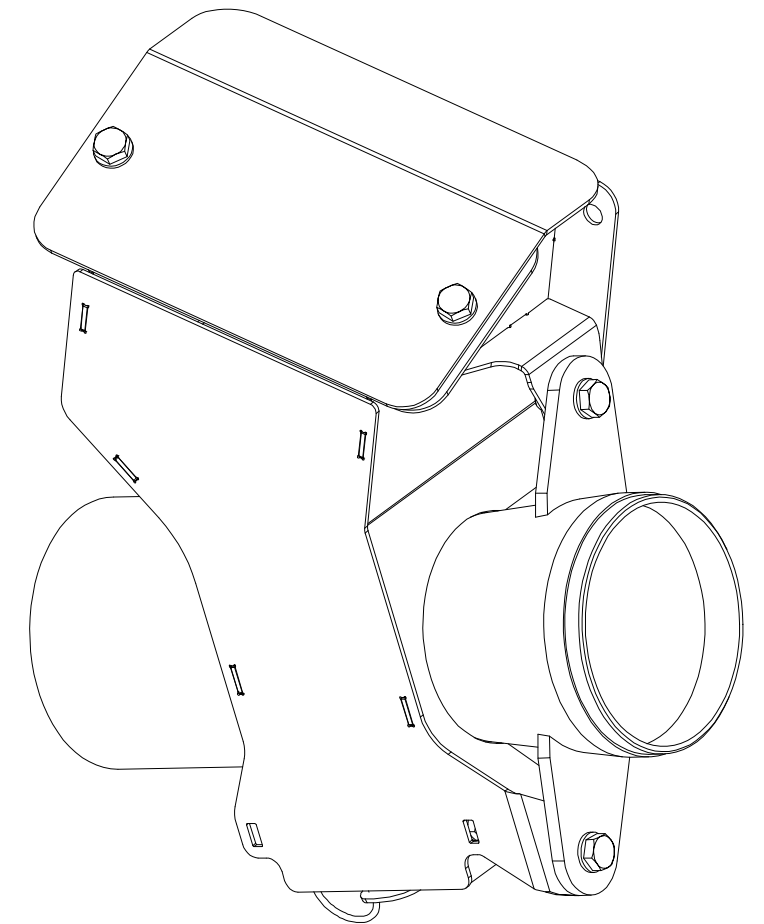
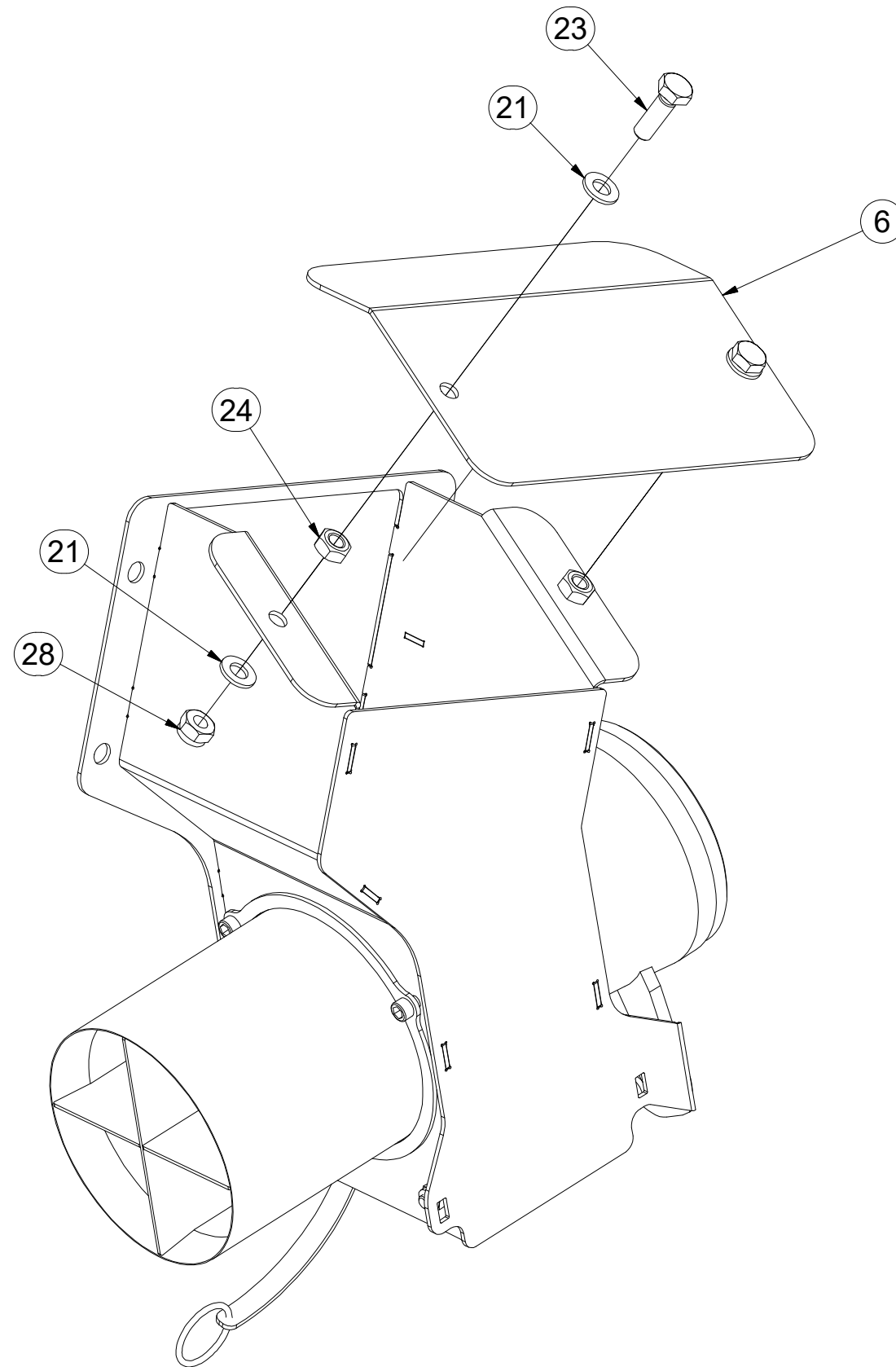
Pos.	Part Number	Pcs.	Pos.	Part Number	Pcs.
1	3006961	1	54	m06847	3
2	4007452	1	55	m06849	4
3	4012601	1	56	m06850	4
4	4012890	1	57	m07143	3
6	4014433	1	59	m10819	8
7	4012895	1	60	m10820	10
8	4012896	1	61	m12434	4
9	4013184	1	62	m13545	2
10	4013185	2	63	m13547	2
51	m13621	3	65	m13747	1
52	m06844	3	66	m14050	4
53	m06846	16	67	m14184	1

CZ SMĚŠOVAČ
 D MISCHER
 F MÉLANGEUR

GB MIXER
 RU СМЕСИТЕЛЬ
 PL MIESZALNIK



3006961



Pos.	Part Number	Pcs.
6	4010560	1
21	m06846	8
23	m06850	4
24	m06852	2
28	m10820	4

Ⓒ SMĚŠOVAČ

Ⓓ MISCHER

Ⓕ MÉLANGEUR

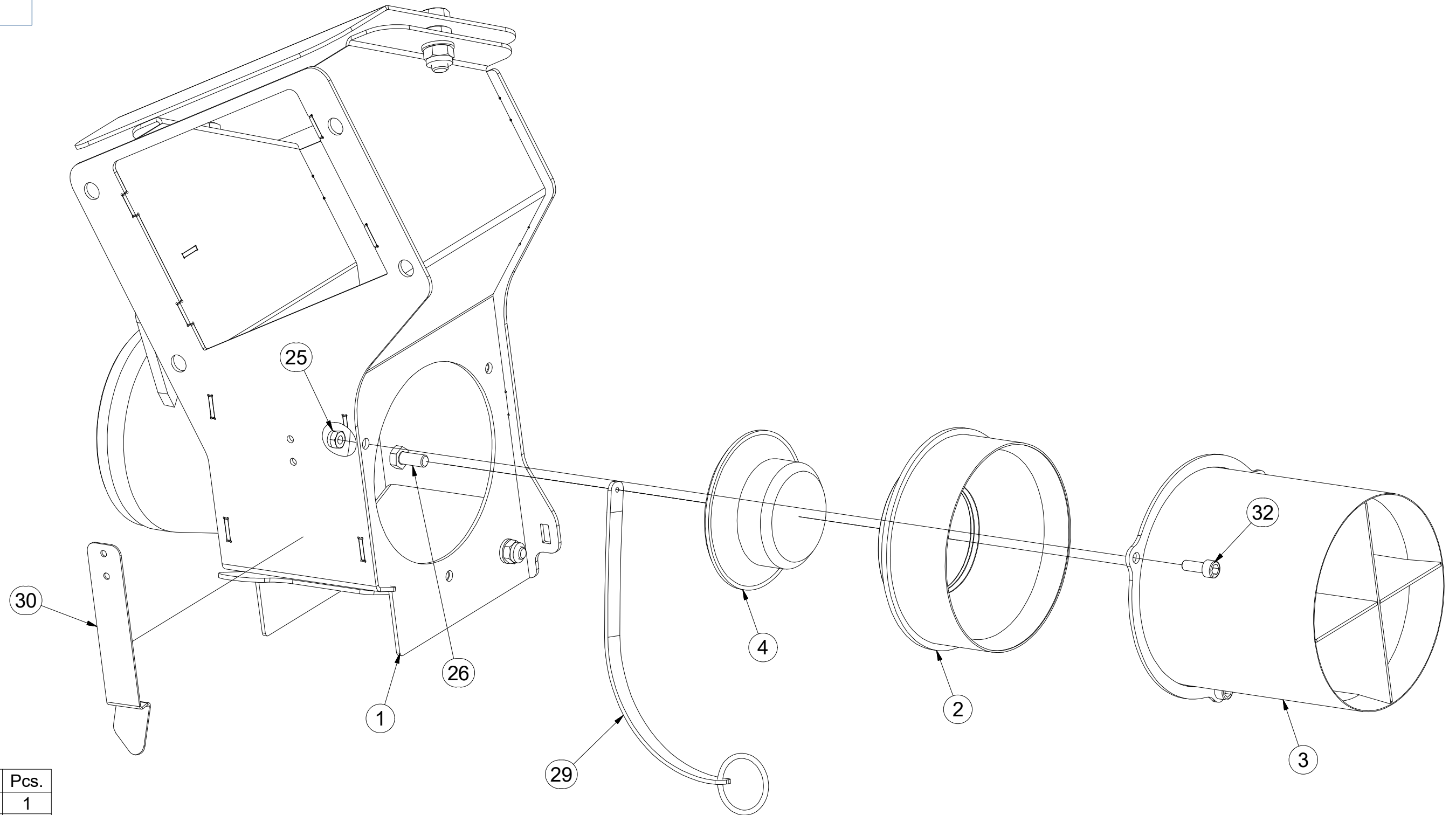
3006961

Ⓖ MIXER

Ⓡ СМЕСИТЕЛЬ

Ⓟ MIESZALNIK

Farmet



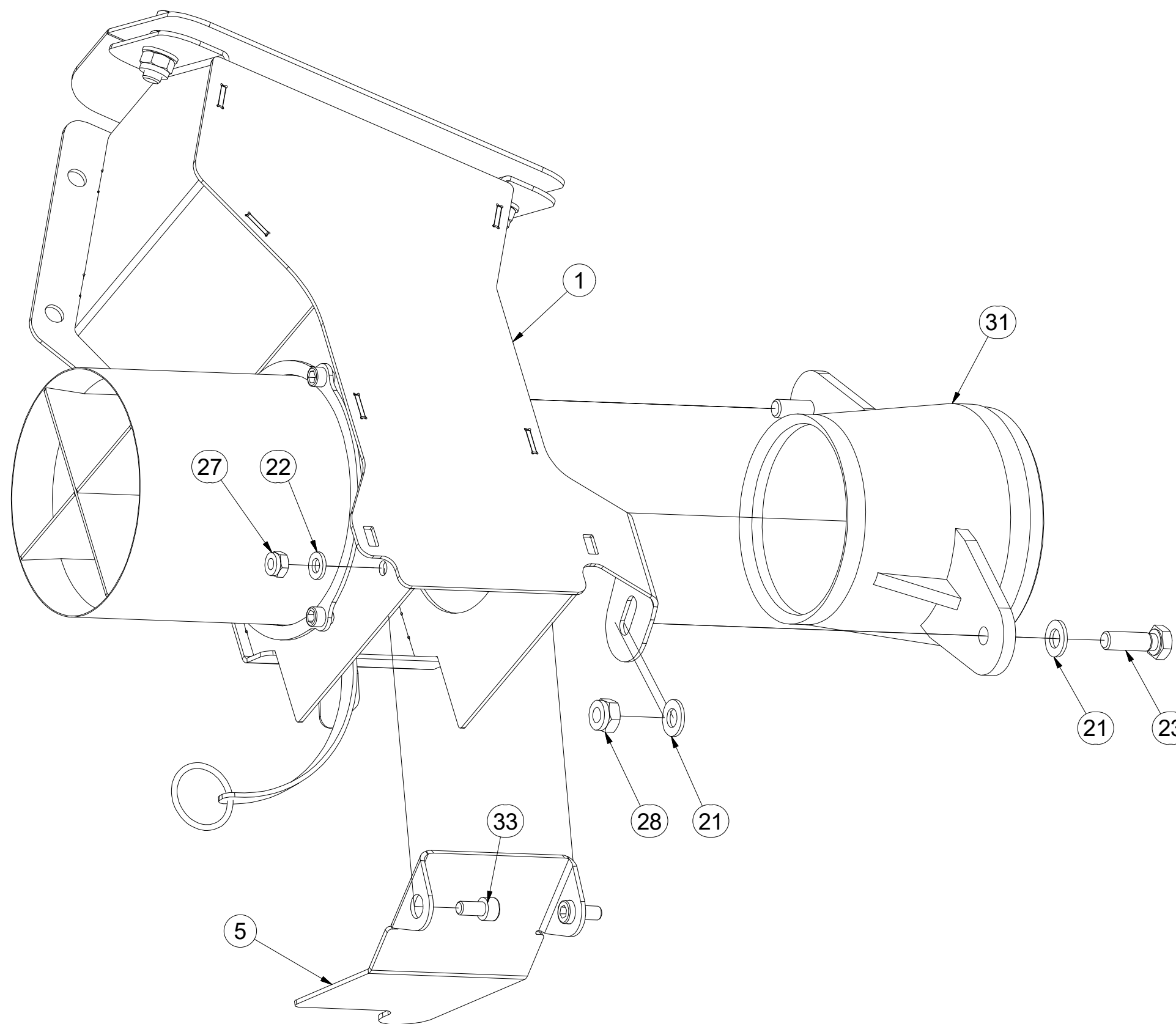
Pos.	Part Number	Pcs.
1	3006982	1
2	3005867	1
3	3005874	1
4	4011480	1
25	m06886	3
26	m10463	1
29	m12467	1
30	m13439	1
32	m13546	3

CZ SMĚŠOVAČ
 D MISCHER
 F MÉLANGEUR

GB MIXER
 RU СМЕСИТЕЛЬ
 PL MIESZALNIK



3006961



Pos.	Part Number	Pcs.
1	3006982	1
5	4010554	1
21	m06846	8
22	m06847	2
23	m06850	4
27	m10819	2
28	m10820	4
31	m13443	1
33	m13547	2

☉ ROZVADĚČ

Ⓧ VERTEILER

Ⓧ DISTRIBUTEUR

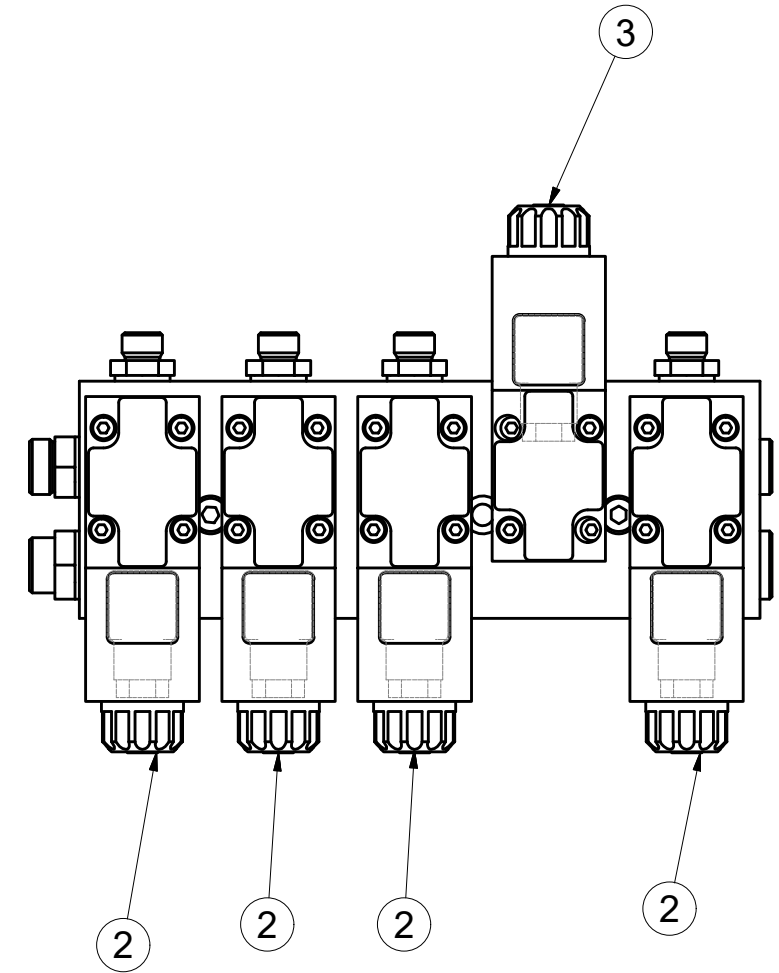
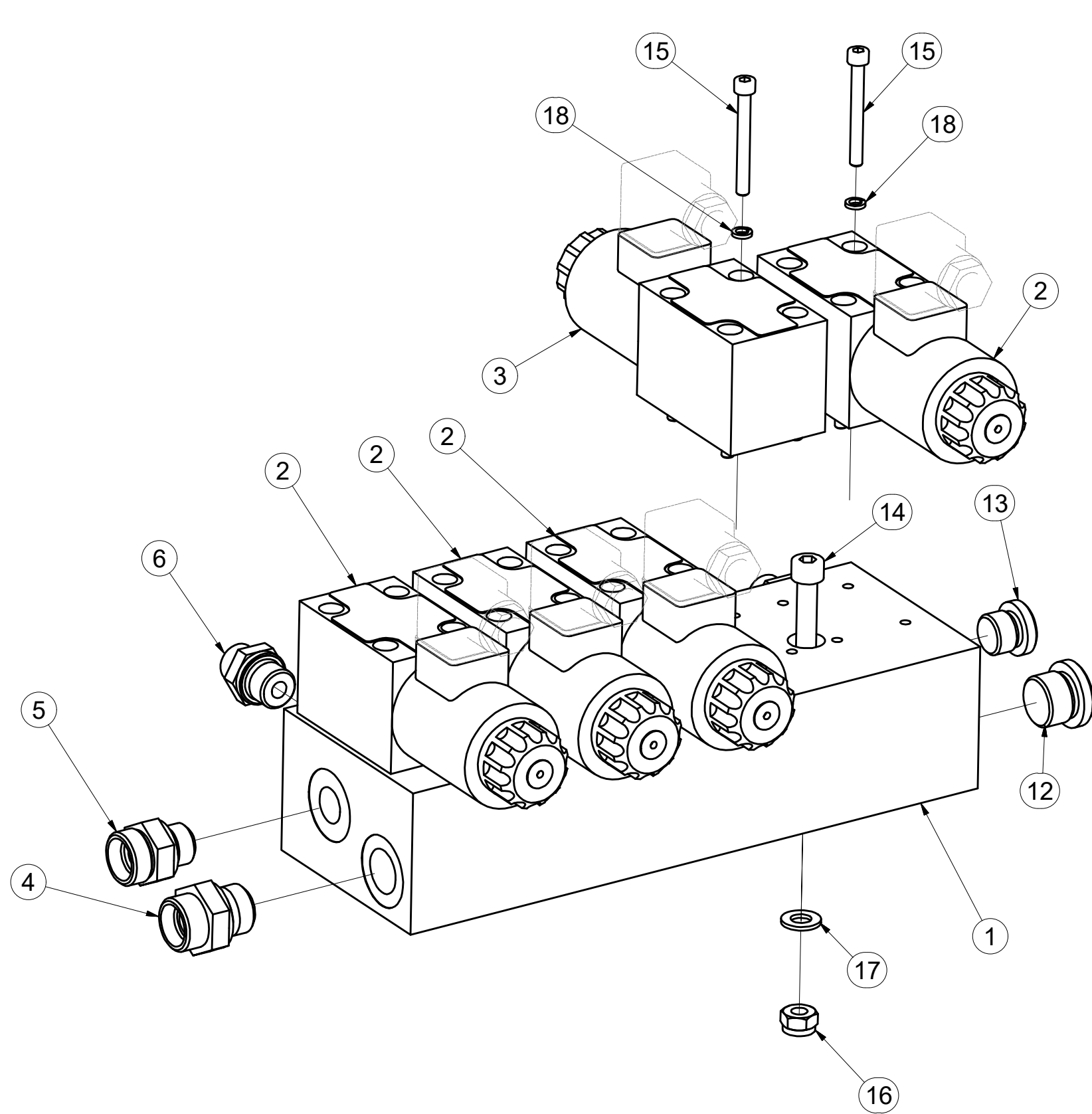
Ⓧ DISTRIBUTOR

Ⓧ РАСПРЕДЕЛИТЕЛЬ

Ⓧ ROZDZIELNICA



4014524



Pos.	Part Number	Pcs.
1	m08978	1
2	m07798	4
3	m13697	1
4	m06435	1
5	m07191	1
6	m06528	10
12	m07354	1
13	m06529	1
14	m09035	2
15	m08349	20
16	m04503	2
17	m01203	2
18	m01197	20

Ⓒ PLACHTA

Ⓓ PLANE

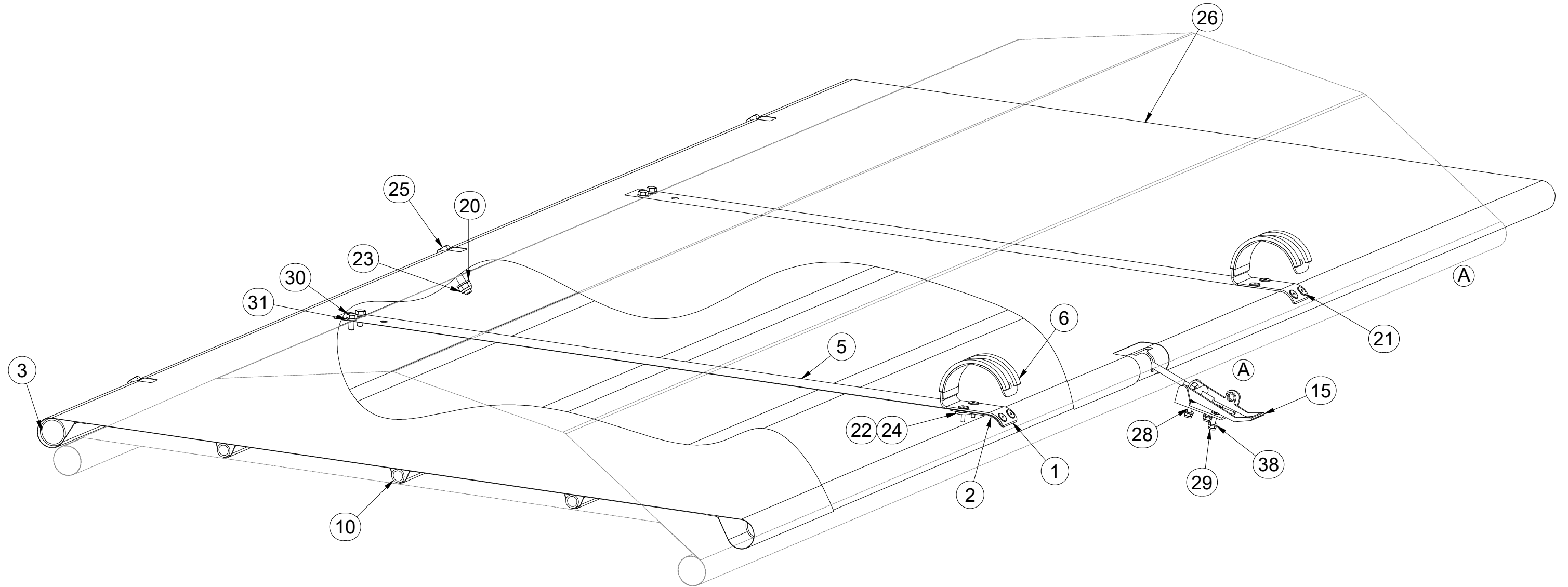
Ⓕ BÂCHE

3007424

Ⓖ TARP

Ⓡ TEHT

Ⓟ PŁACHTA



Pos.	Part Number	Pcs.	Pos.	Part Number	Pcs.
1	3006881	2	22	m10818	4
2	4013493	2	23	m10820	4
3	4014241	1	24	m12434	4
4	4014896	1	25	m13611	3
5	4014240	2	26	m14469	1
6	4014153	4	28	m12415	3
10	9003926	3	29	m06886	3
15	m14859	1	30	m10463	4
20	m06846	3	31	m06847	4
21	m10758	8	38	m06944	3

Ⓒ PODPĚRA PLACHTY NÁSYPKY

Ⓓ ABSTÜTZUNG DER PLANE DES FÜLLTRICHTERS

Ⓕ SUPPORT DE LA BÂCHE DE LA TRÉMIE

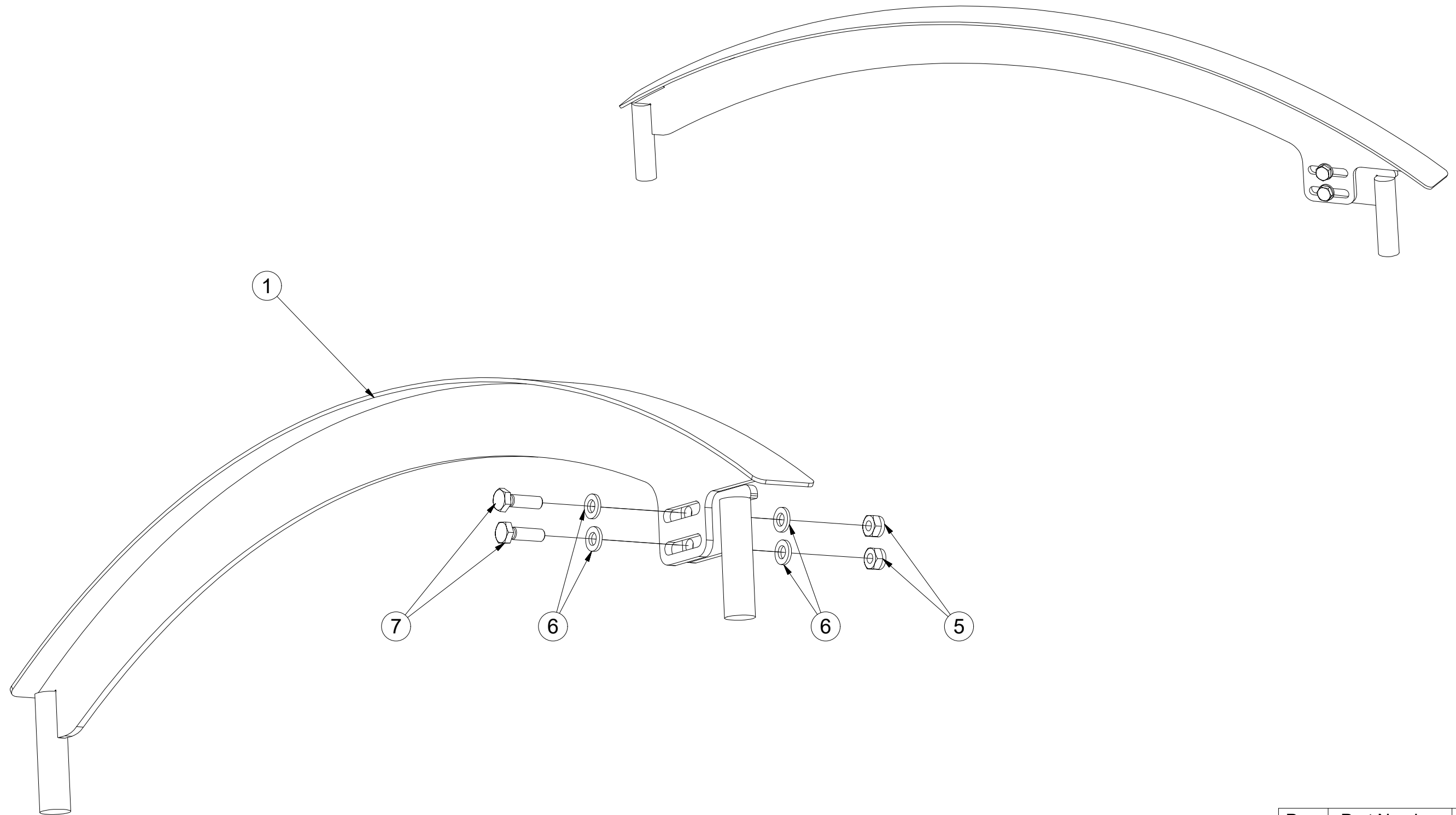
Ⓖ HOPPER TARP SUPPORT

Ⓡ ПОДПОРА ТЕНТА БУНКЕРА

Ⓟ PODPORA PŁACHTY LEJA



3007460



Pos.	Part Number	Pcs.
1	3007461	1
2	3007462	1
5	m10819	2
6	m06847	4
7	m06840	2

Ⓒ SÁČEK

Ⓓ SACK

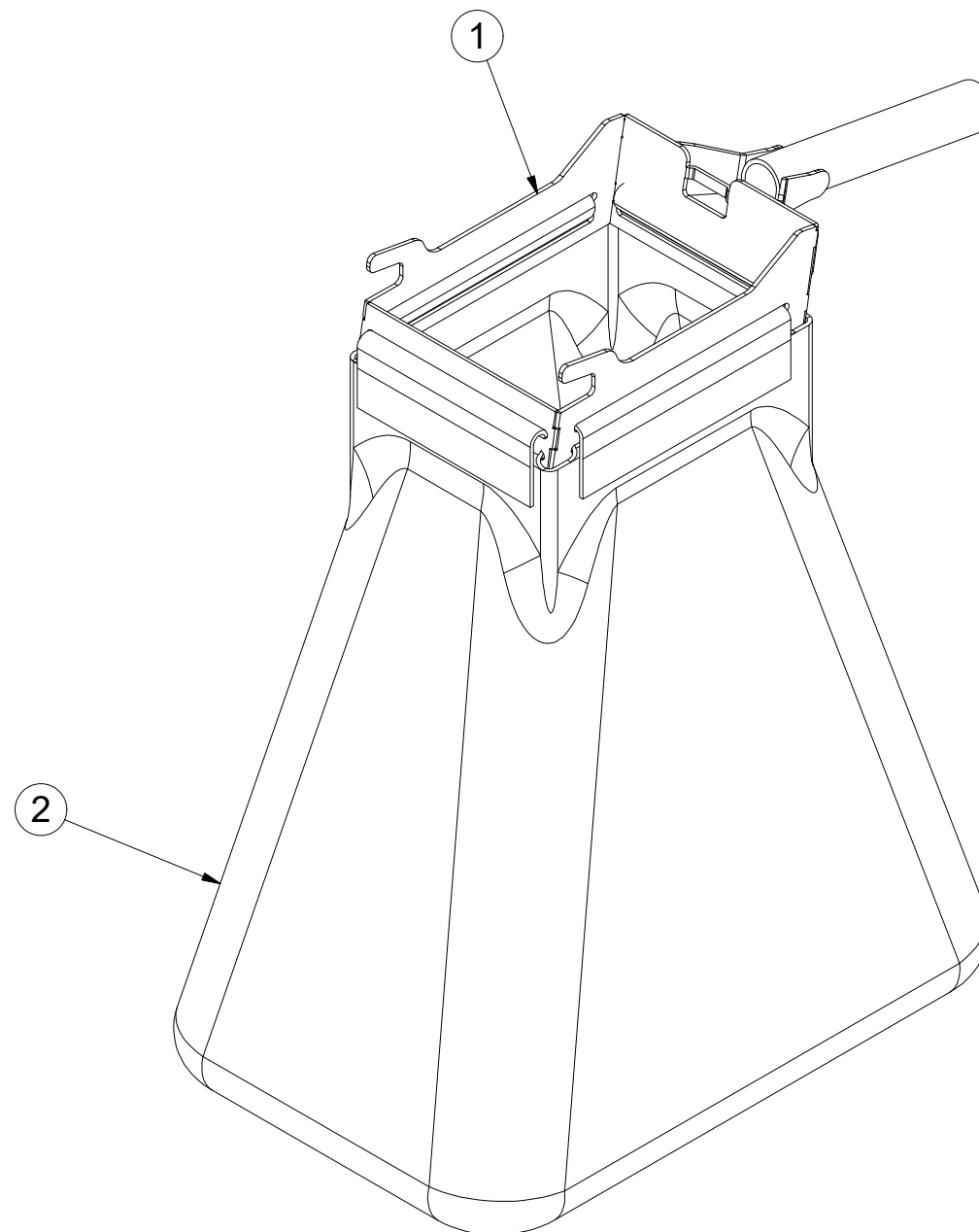
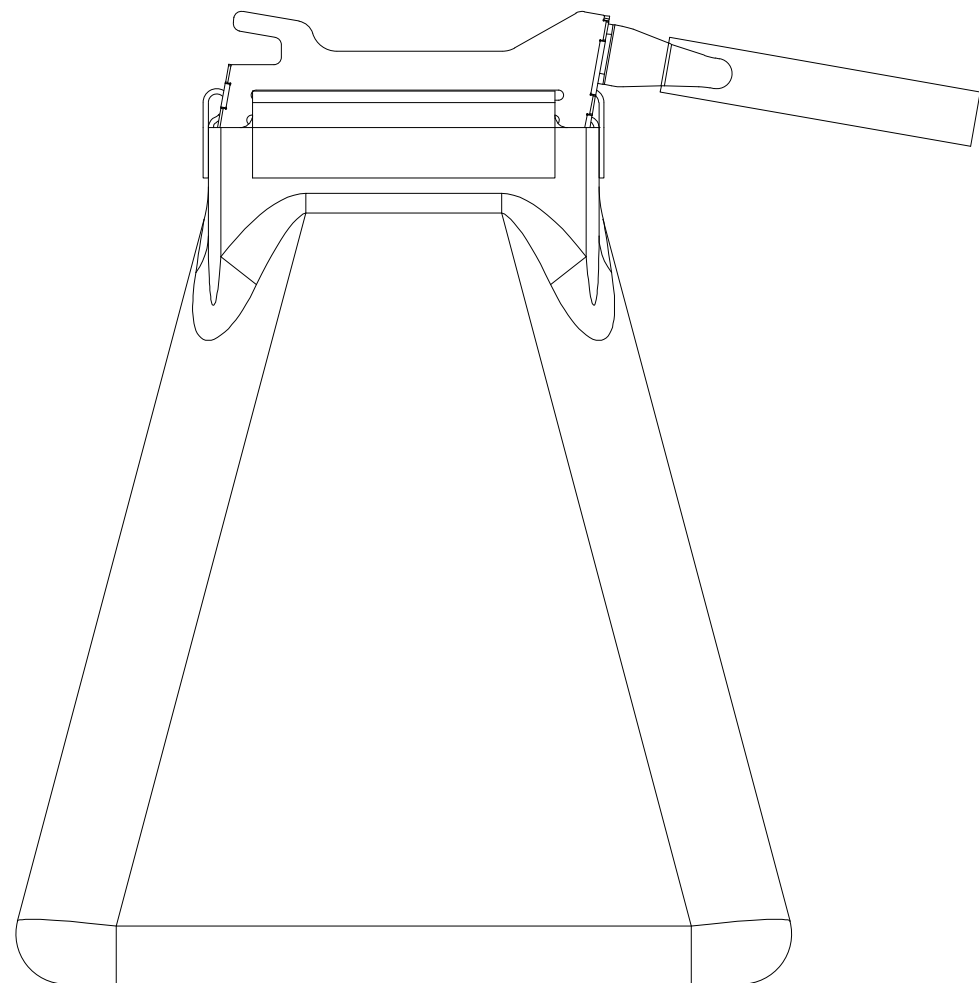
Ⓕ SACHET

4013514

Ⓖ BAG

Ⓡ ПАКЕТ

Ⓟ WORECZEK



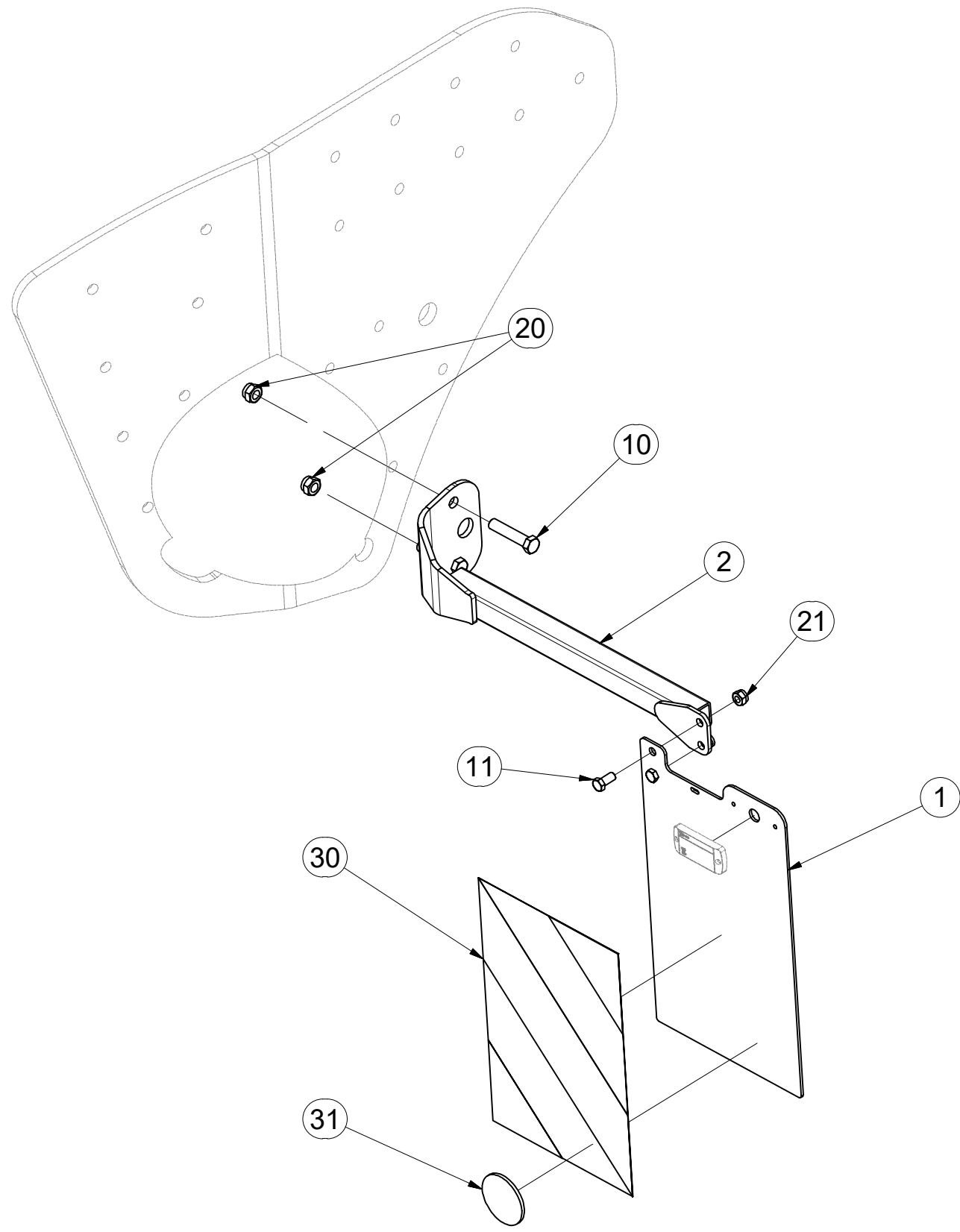
Pos.	Part Number	Pcs.
1	3006980	1
2	m14185	1

CZ TERČ PŘEDNÍ LEVÝ
 D SCHILD, VORDERES, LINKES
 F CIBLE AVANT GAUCHE

GB LEFT FRONT DISC
 RU ЩИТОК ПЕРЕДНИЙ ЛЕВЫЙ
 PL TARCZA PRZEDNIA LEWA



3006177



M12 (8.8) - 87Nm
 M16 (8.8) - 210Nm

Pos.	Part Number	Pcs.
1	4012958	1
2	4012186	1
10	m01133	2
11	m08549	2
20	m03683	2
21	m06233	2
30	m12620	1
31	m02498	1

ⒸZ TERČ PŘEDNÍ PRAVÝ

Ⓓ SCHILD, VORDERES, RECHTES

Ⓕ CIBLE AVANT DROITE

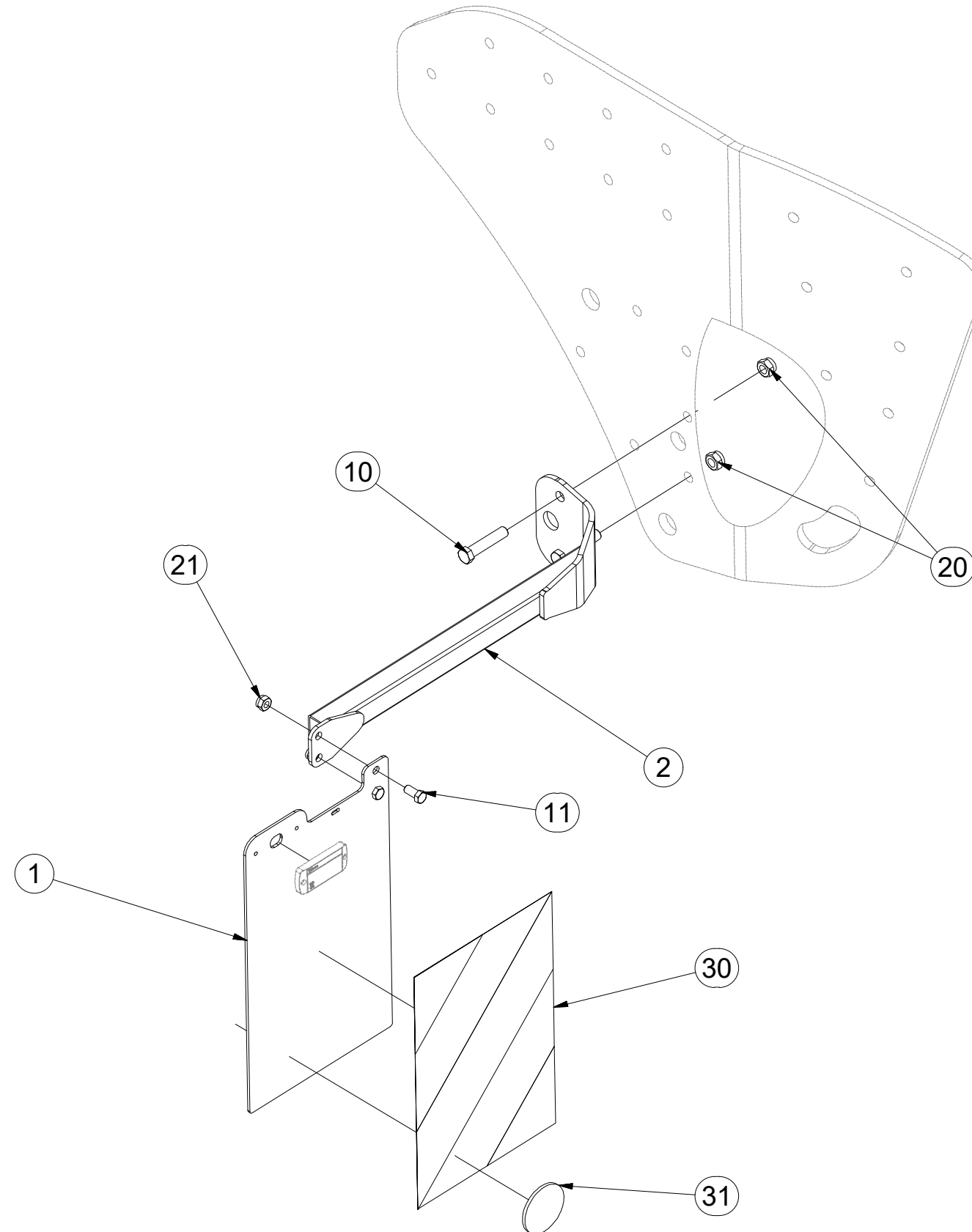
ⒸB RIGHT FRONT DISC

ⒹU ЩИТОК ПЕРЕДНИЙ ПРАВЫЙ

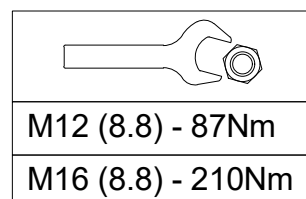
ⒹL TARCZA PRZEDNIA PRAWA



3006178



Pos.	Part Number	Pcs.
1	4012958	1
2	4012186	1
10	m01133	2
11	m08549	2
20	m03683	2
21	m06233	2
30	m12619	1
31	m02498	1



Ⓒ TORZNÍ RÁMY + PÍSTNICE

Ⓓ TORSIONSRAHMEN + KOLBEN

Ⓕ CADRES DE TORSION + TÊTE DE PISTON

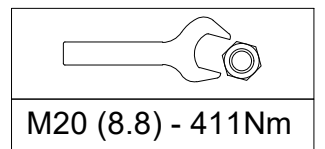
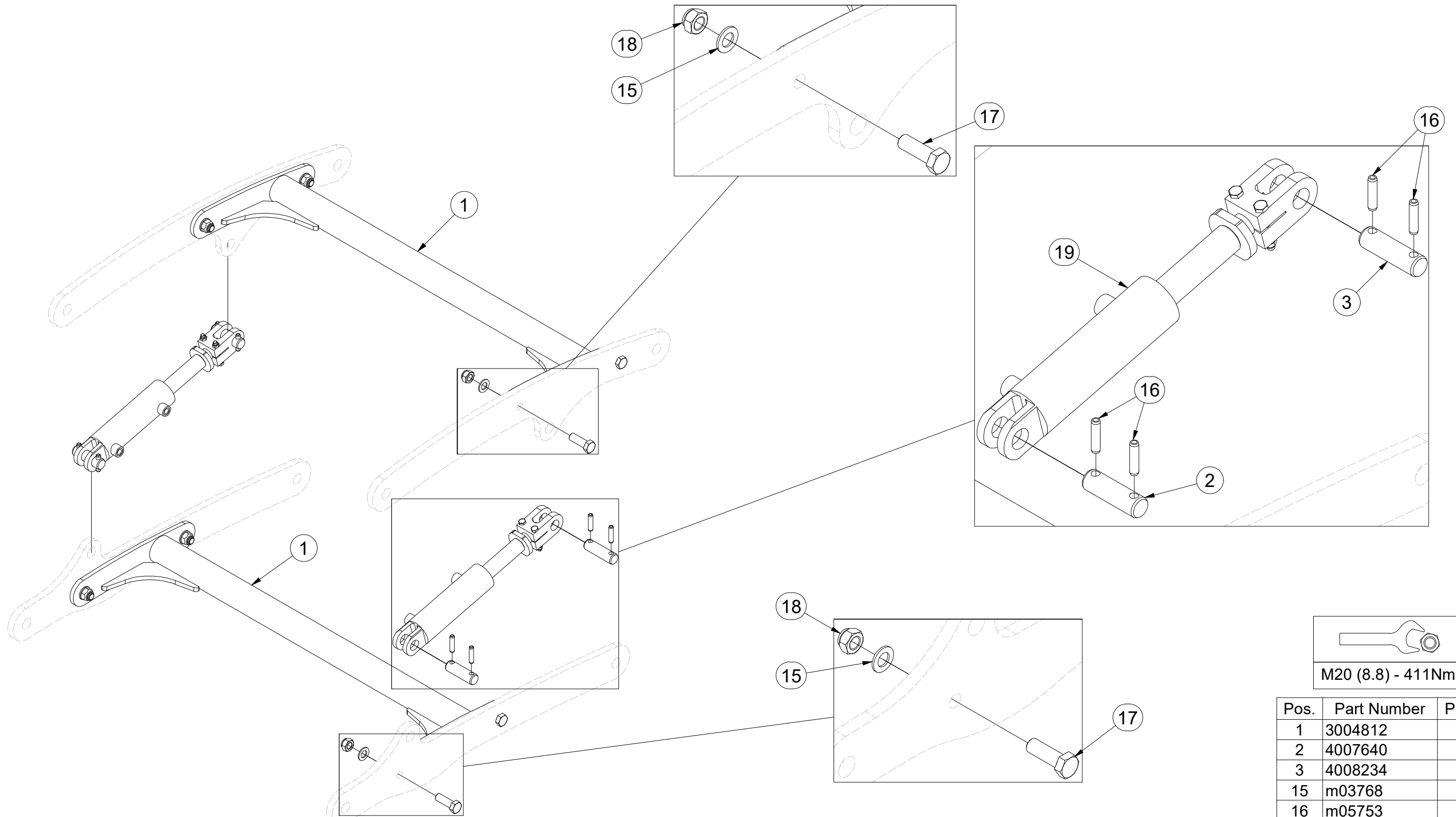
Ⓖ TORSION FRAMES + PISTON RODS

Ⓡ TOPСИОННЫЕ РАМЫ + ГИДРОЦИЛИНДРЫ

Ⓟ SKRĘTNE RAMY + TŁOKI



3005650



Pos.	Part Number	Pcs.
1	3004812	2
2	4007640	2
3	4008234	2
15	m03768	8
16	m05753	8
17	m06277	8
18	m11169	8
19	m11371	2

ⒸZ SEKCE PRACOVNÍ 3-ŘADÁ DLÁTOVÁ

Ⓓ 3-REIHIGE MEISSEL-ARBEITSSEKTION

Ⓕ SECTION DE TRAVAIL À TROIS RANGÉES - CISEAUX

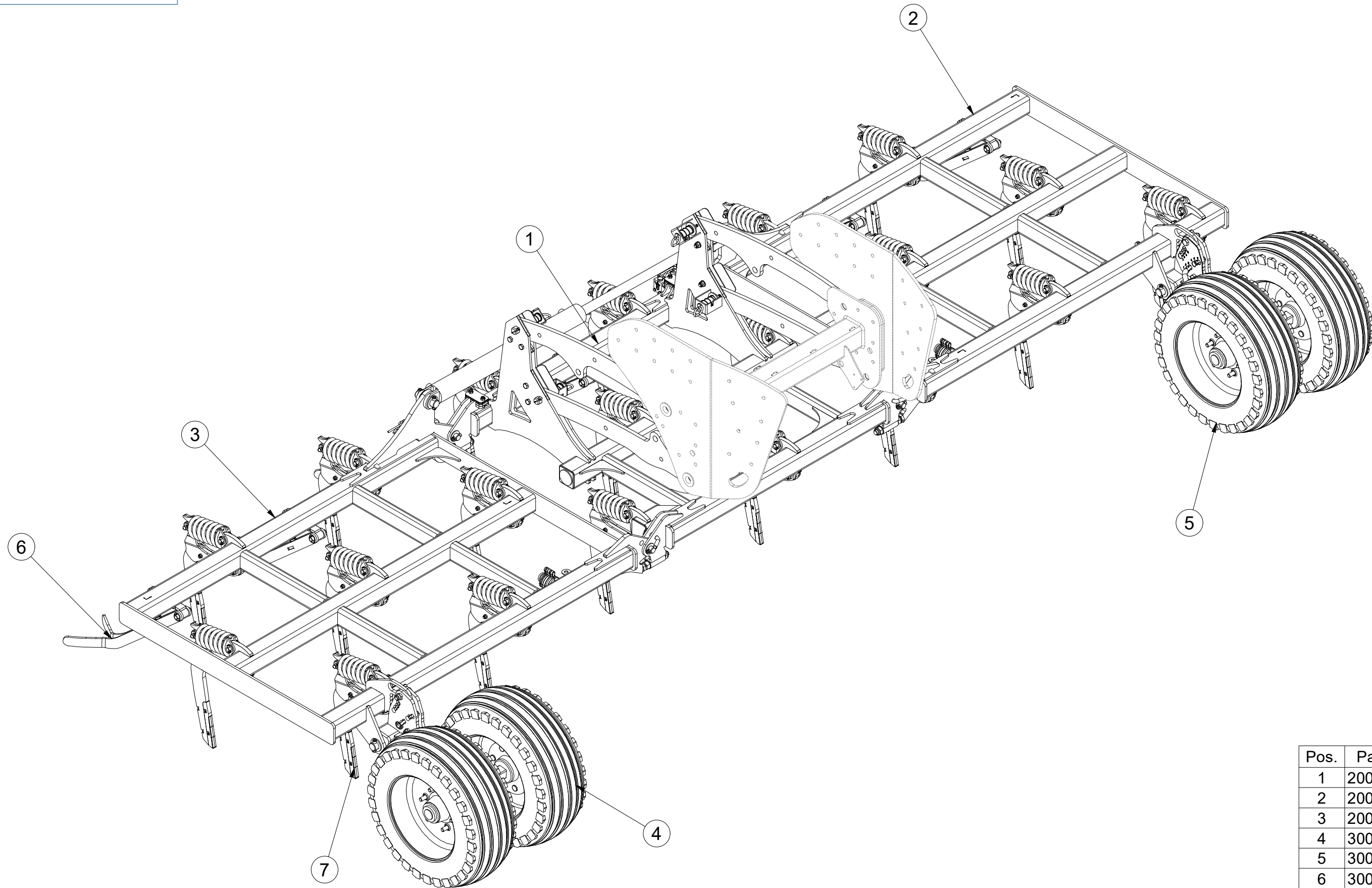
3007662

ⒸB WORKING SECTION, 3-ROW, CHISEL

Ⓔ СЕКЦИЯ РАБОЧАЯ 3-Х РЯДНАЯ ЧИЗЕЛЬНАЯ

Ⓗ SEKCJA ROBOCZA 3-RZĘDOWA, DŁUTOWA

Farmet



Pos.	Part Number	Pcs.
1	2000969	1
2	2000745	1
3	2000746	1
4	3006180	1
5	3006181	1
6	3007500	7
7	3010255	20

SEKCE PRACOVNÍ 3-ŘADÁ DLÁTOVÁ

3-REIHIGE MEISSEL-ARBEITSSEKTION

SECTION DE TRAVAIL À TROIS RANGÉES - CISEAUX

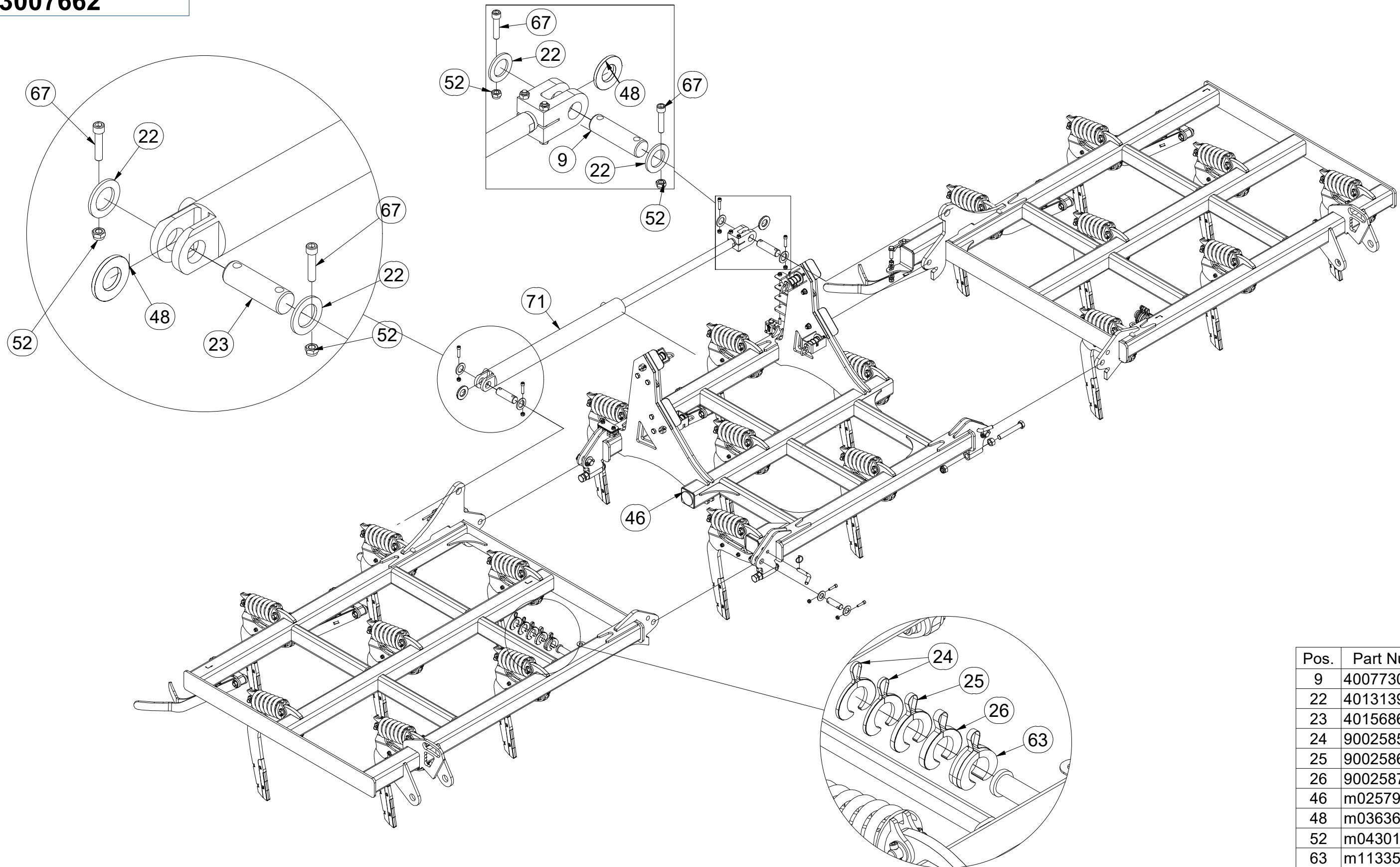
WORKING SECTION, 3-ROW, CHISEL

СЕКЦИЯ РАБОЧАЯ 3-Х РЯДНАЯ ЧИЗЕЛЬНАЯ

SEKCJA ROBOCZA 3-RZĘDOWA, DŁUTOWA



3007662



Pos.	Part Number	Pcs.
9	4007730	1
22	4013139	4
23	4015686	1
24	9002585	4
25	9002586	2
26	9002587	2
46	m02579	2
48	m03636	2
52	m04301	8
63	m11335	2
67	m14008	4
71	m14957	1

SEKCE PRACOVNÍ 3-ŘADÁ DLÁTOVÁ

3-REIHIGE MEISSEL-ARBEITSSEKTION

SECTION DE TRAVAIL À TROIS RANGÉES - CISEAUX

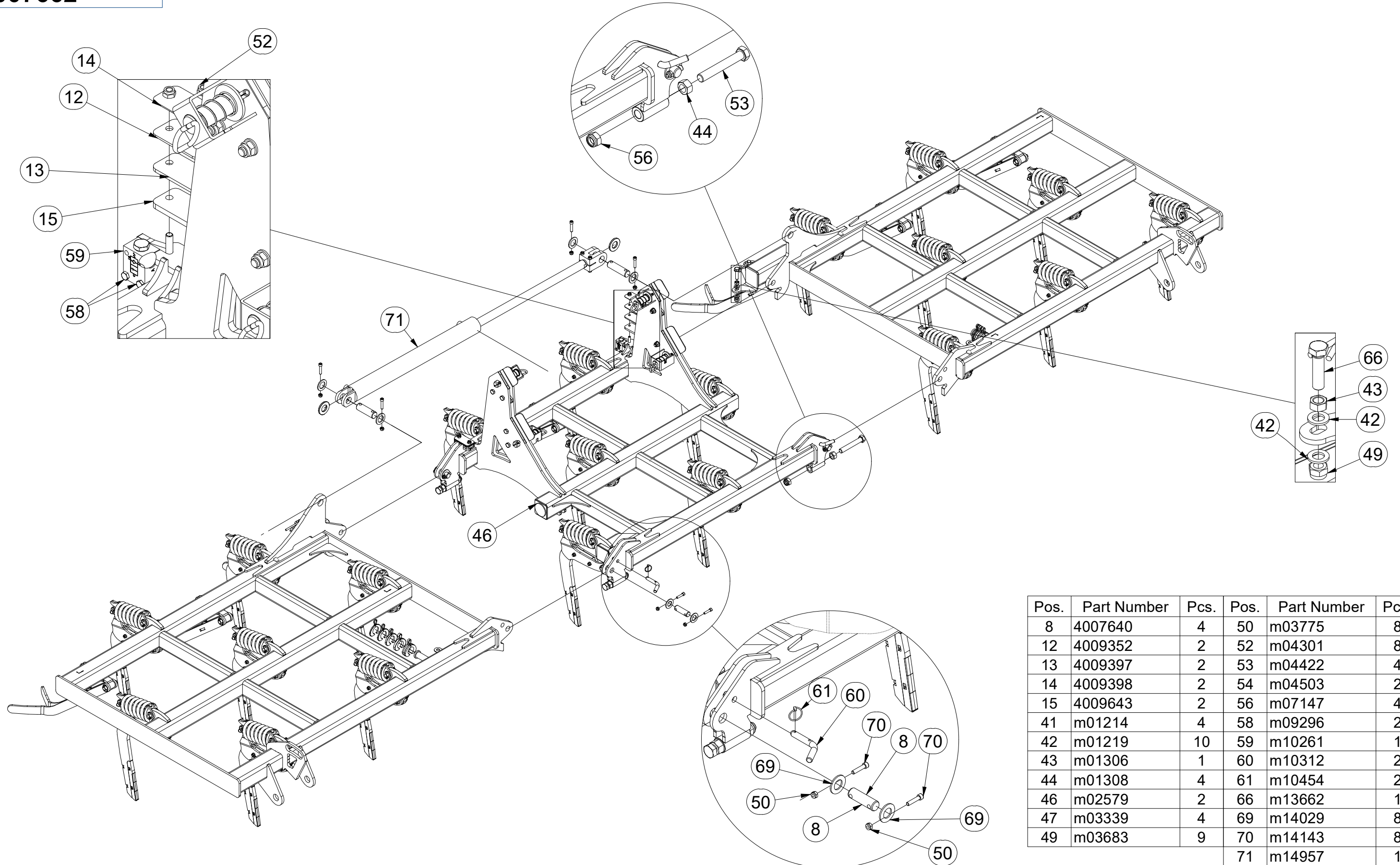
WORKING SECTION, 3-ROW, CHISEL

СЕКЦИЯ РАБОЧАЯ 3-Х РЯДНАЯ ЧИЗЕЛЬНАЯ

SEKSCJA ROBOCZA 3-RZĘDOWA, DŁUTOWA



3007662



Pos.	Part Number	Pcs.	Pos.	Part Number	Pcs.
8	4007640	4	50	m03775	8
12	4009352	2	52	m04301	8
13	4009397	2	53	m04422	4
14	4009398	2	54	m04503	2
15	4009643	2	56	m07147	4
41	m01214	4	58	m09296	2
42	m01219	10	59	m10261	1
43	m01306	1	60	m10312	2
44	m01308	4	61	m10454	2
46	m02579	2	66	m13662	1
47	m03339	4	69	m14029	8
49	m03683	9	70	m14143	8
			71	m14957	1

ⒸZ SEKCE PRACOVNÍ 3-ŘADÁ DLÁTOVÁ

Ⓓ 3-REIHIGE MEISSEL-ARBEITSSEKTION

Ⓕ SECTION DE TRAVAIL À TROIS RANGÉES - CISEAUX

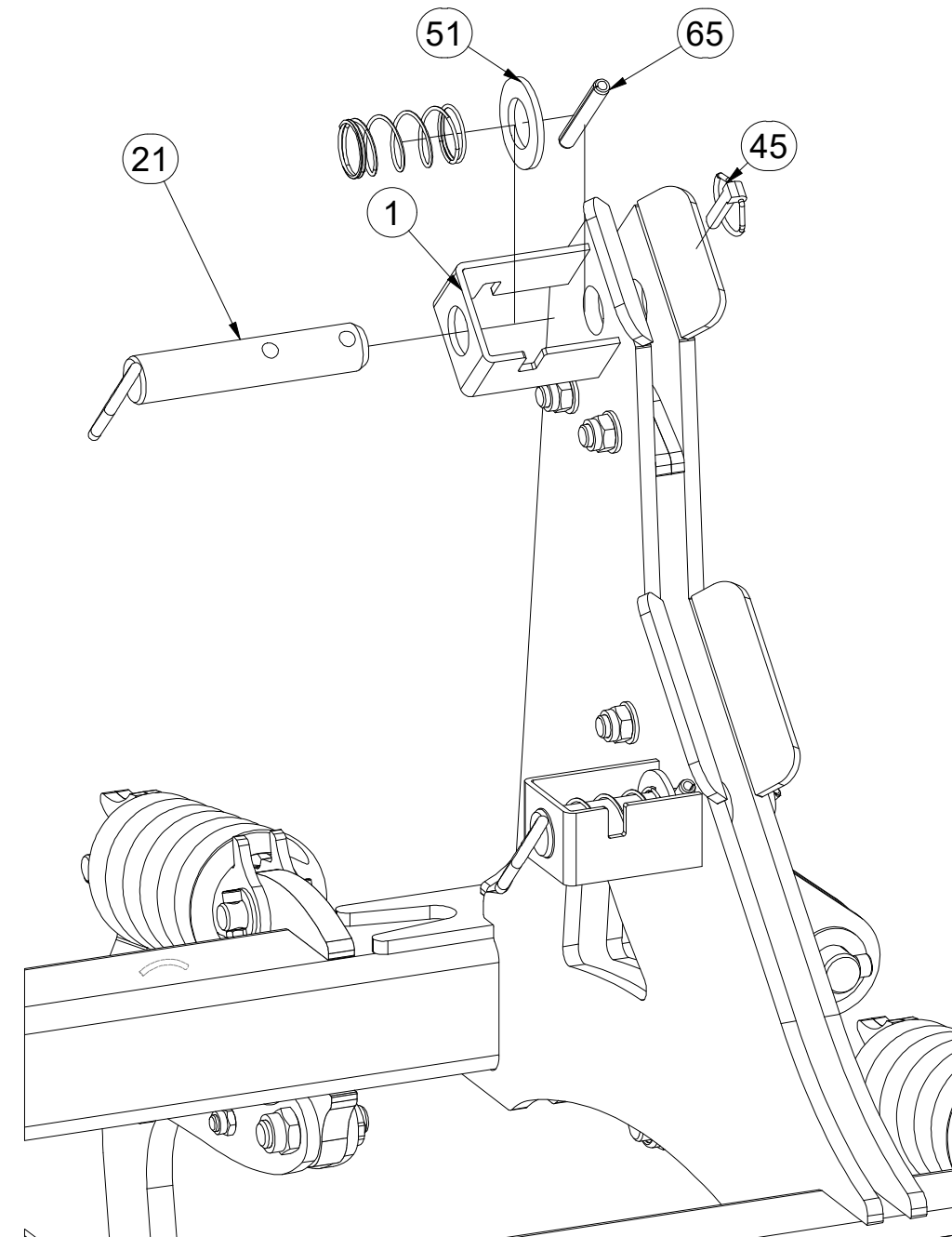
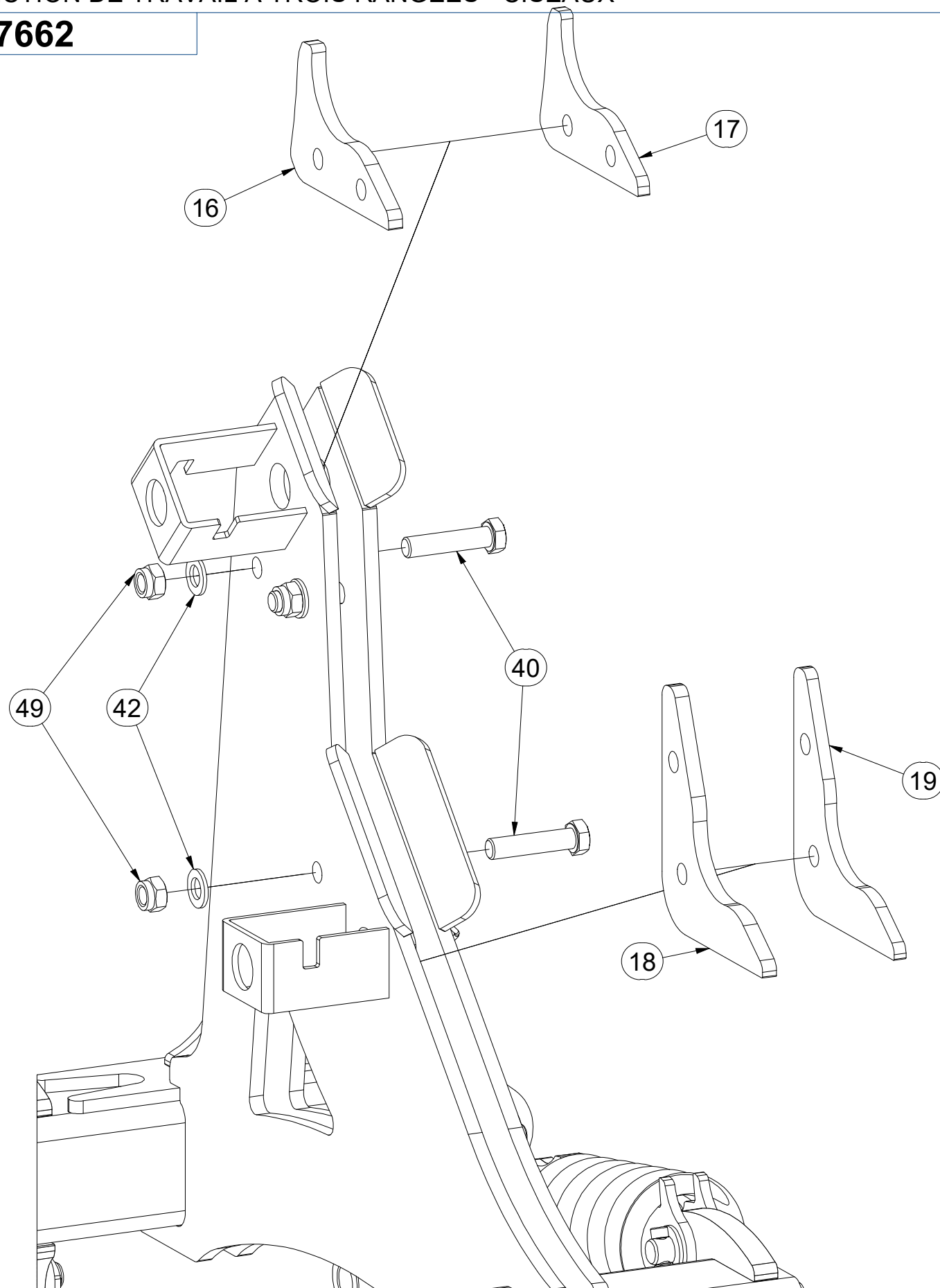
3007662

ⒸB WORKING SECTION, 3-ROW, CHISEL

Ⓔ СЕКЦИЯ РАБОЧАЯ 3-Х РЯДНАЯ ЧИЗЕЛЬНАЯ

Ⓖ SEKCJA ROBOCZA 3-RZĘDOWA, DŁUTOWA

Farmet



Pos.	Part Number	Pcs.
1	2000969	1
16	4010723	2
17	4010724	2
18	4010725	2
19	4010727	2
21	4011579	4
40	m00626	8
42	m01219	10
45	m02505	4
49	m03683	9
51	m03866	4
65	m13465	4

ⒸZ SEKCE PRACOVNÍ 3-ŘADÁ DLÁTOVÁ

Ⓓ 3-REIHIGE MEISSEL-ARBEITSSEKTION

Ⓕ SECTION DE TRAVAIL À TROIS RANGÉES - CISEAUX

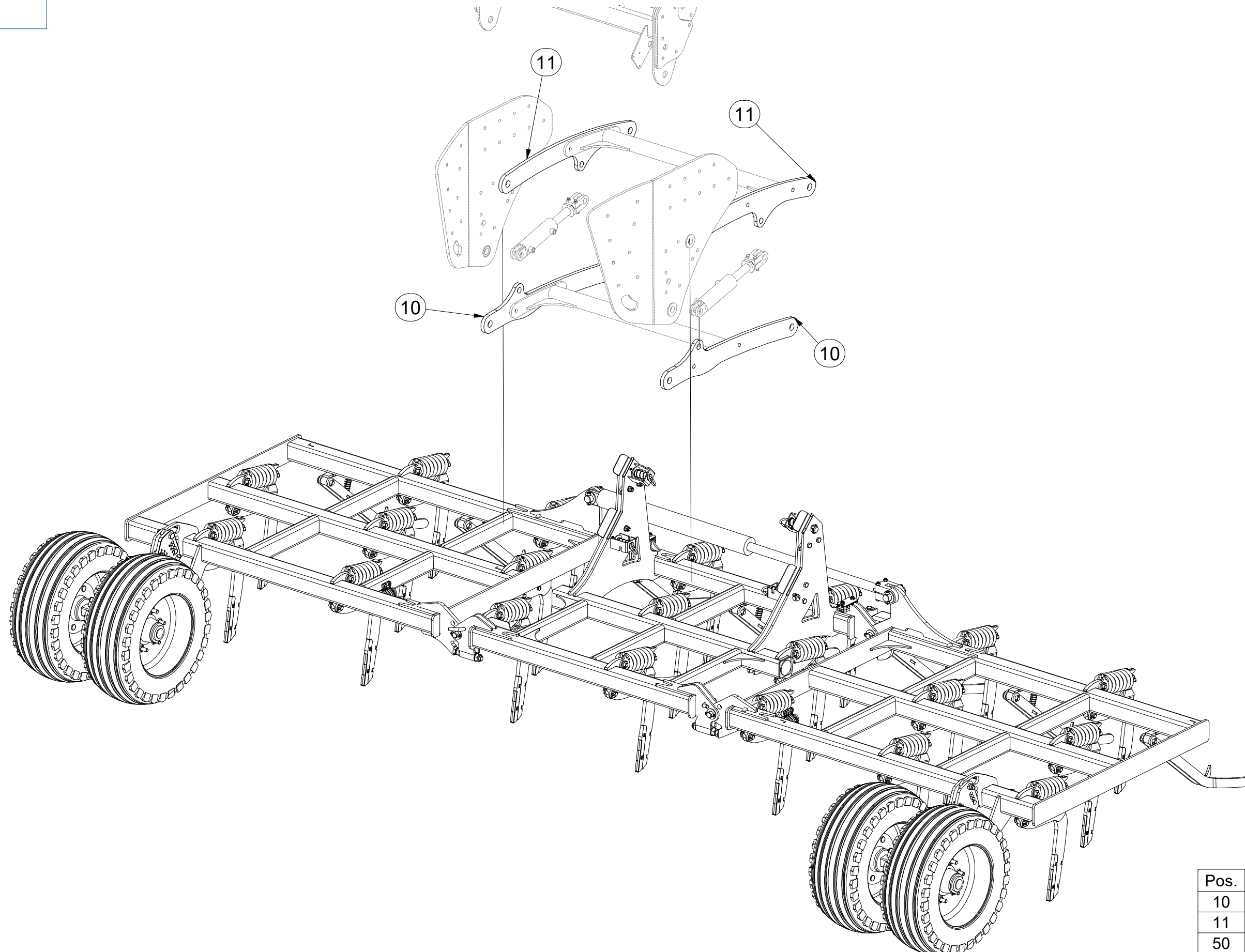
ⒸB WORKING SECTION, 3-ROW, CHISEL

ⒸU СЕКЦИЯ РАБОЧАЯ 3-Х РЯДНАЯ ЧИЗЕЛЬНАЯ

ⒸL SEKCJA ROBOCZA 3-RZĘDOWA, DŁUTOWA

Farmet

3007662

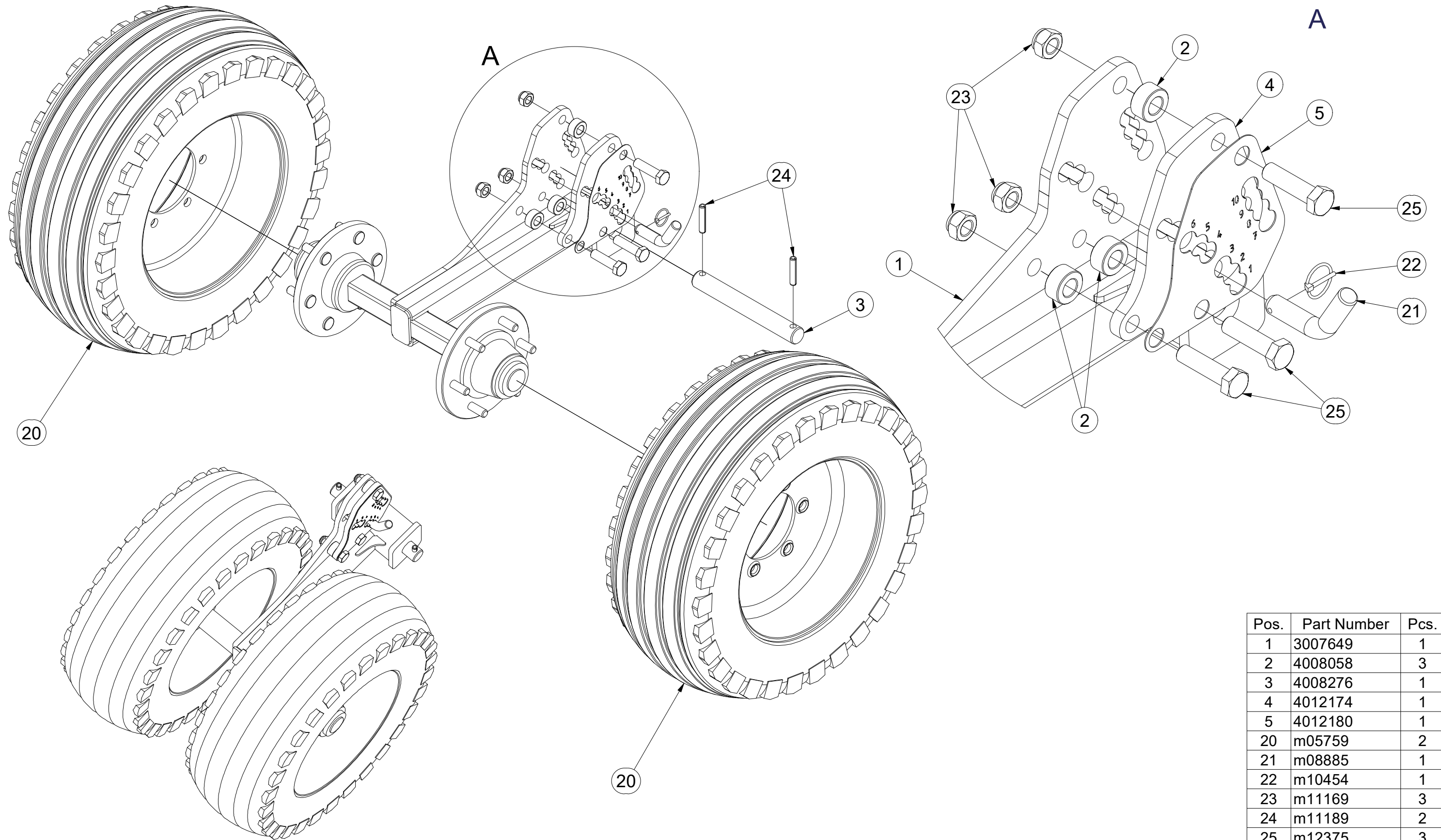


CZ KOLO PRAVÉ
 D RAD RECHTES
 F ROUE DROITE

GB WHEEL RIGHT
 RU КОЛЕСО ПРАВОЕ
 PL KOŁO PRAWIE



3006180



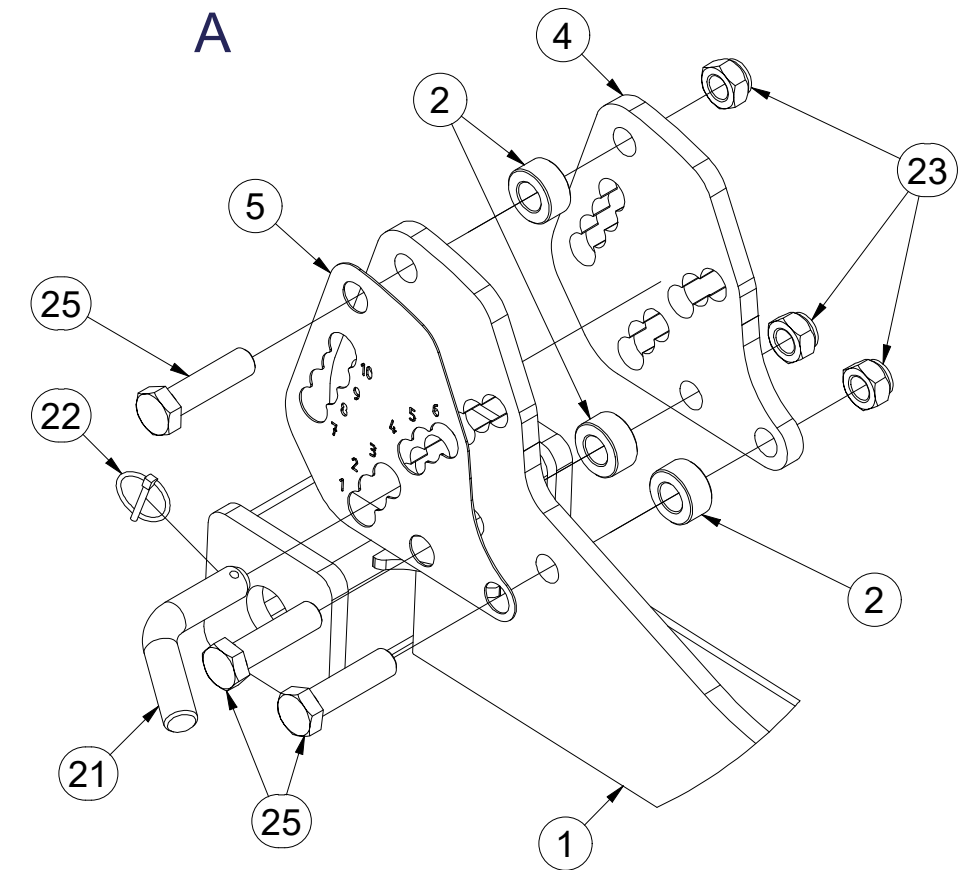
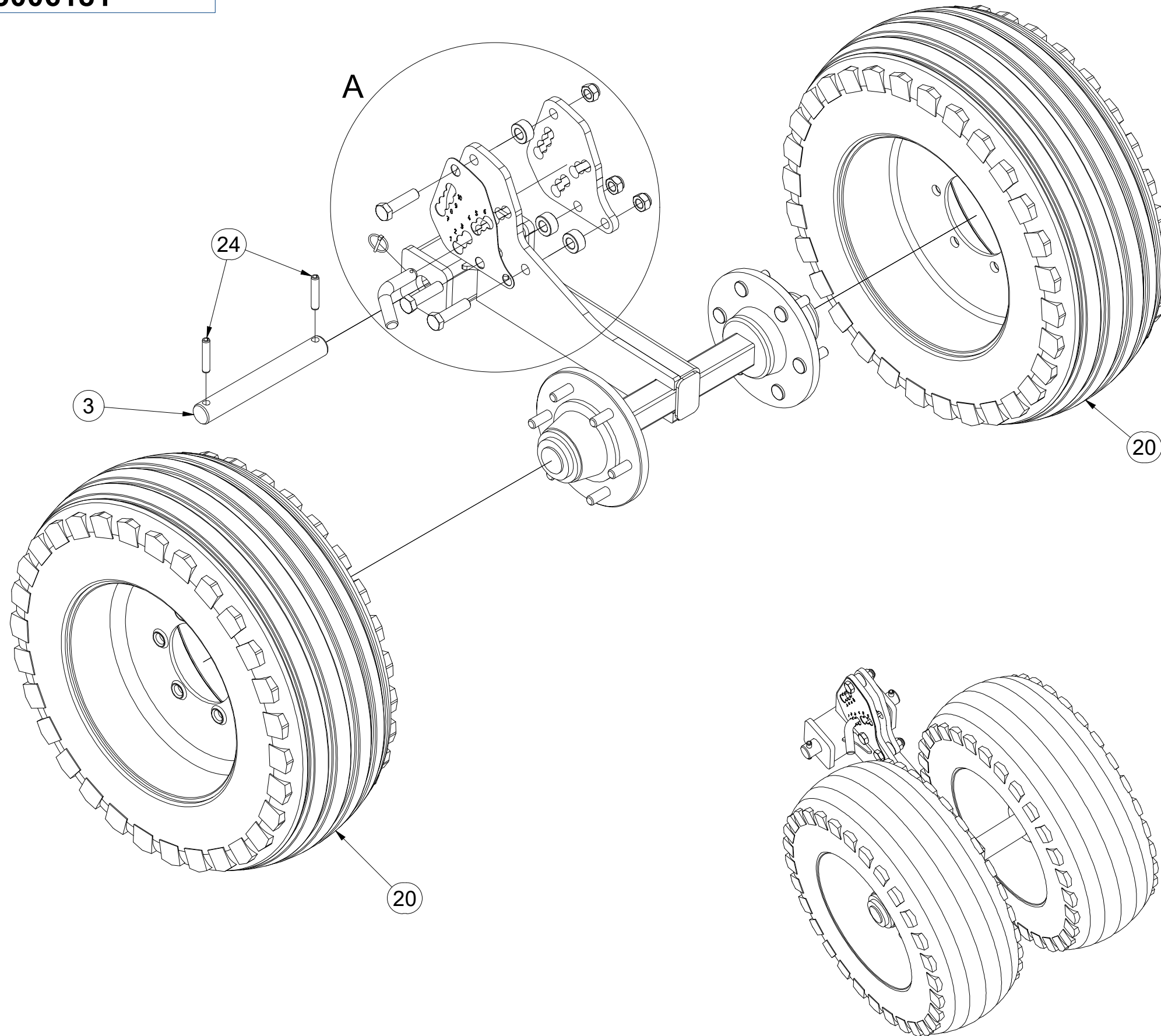
Pos.	Part Number	Pcs.
1	3007649	1
2	4008058	3
3	4008276	1
4	4012174	1
5	4012180	1
20	m05759	2
21	m08885	1
22	m10454	1
23	m11169	3
24	m11189	2
25	m12375	3

CZ KOLO LEVÉ
 D RAD LINKES
 F ROUE GAUCHE

GB WHEEL LEFT
 RU КОЛЕСО ЛЕВЫЙ
 PL KOŁO LEWA



3006181



Pos.	Part Number	Pcs.
1	3007649	1
2	4008058	3
3	4008276	1
4	4012174	1
5	4012185	1
20	m05759	2
21	m08885	1
22	m10454	1
23	m11169	3
24	m11189	2
25	m12375	3

Ⓒ JEDNOTKA PRACOVNÍ NIVELÁTOR ZKRÁCENÝ

Ⓓ VERKÜRZTE ARBEITSEINHEIT NIVELATOR

Ⓕ UNITÉ DE TRAVAIL NIVELEUR RACCOURCI

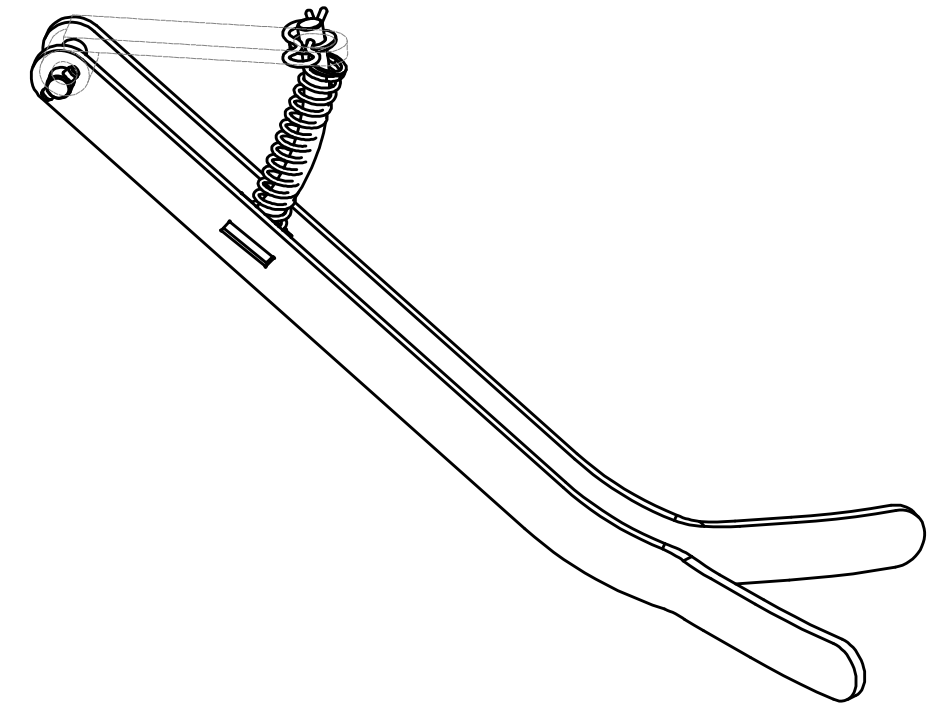
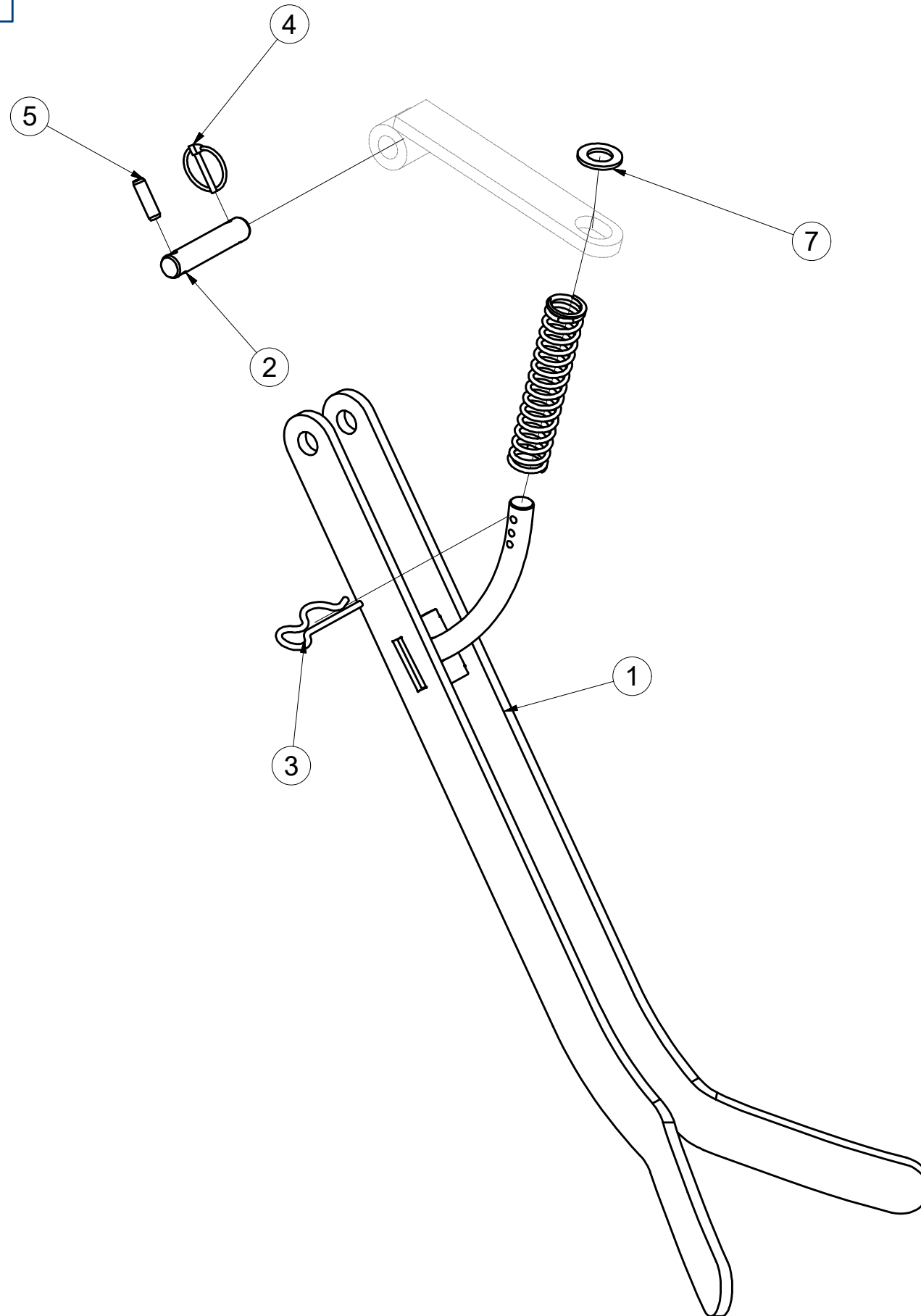
3007500

Ⓖ WORKING LEVELLER UNIT, SHORTENED

Ⓡ РАБОЧИЙ УЗЕЛ НИВЕЛИРУЮЩИЙ УКРОЧЕННЫЙ

Ⓟ JEDNOSTKA ROBOCZA NIWELATOR SKRÓCONY

Farmet



Pos.	Part Number	Pcs.
1	3007501	1
2	4010734	1
3	m02470	1
4	m10454	1
5	m10736	1
6	m13003	1
7	m03768	1

Ⓒ JEDNOTKA PRACOVNÍ DLÁTO D3

Ⓓ ARBEITSEINHEIT MEISSEL D3

Ⓕ UNITÉ DE TRAVAIL CISEAU D3

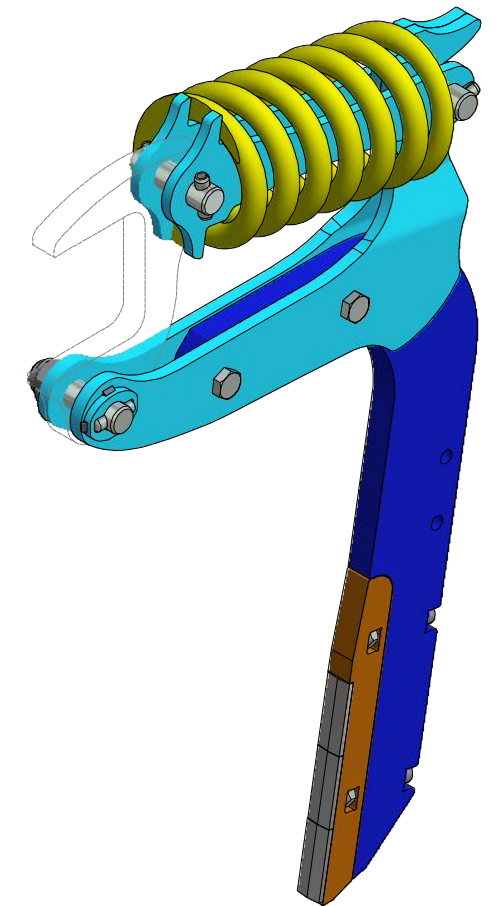
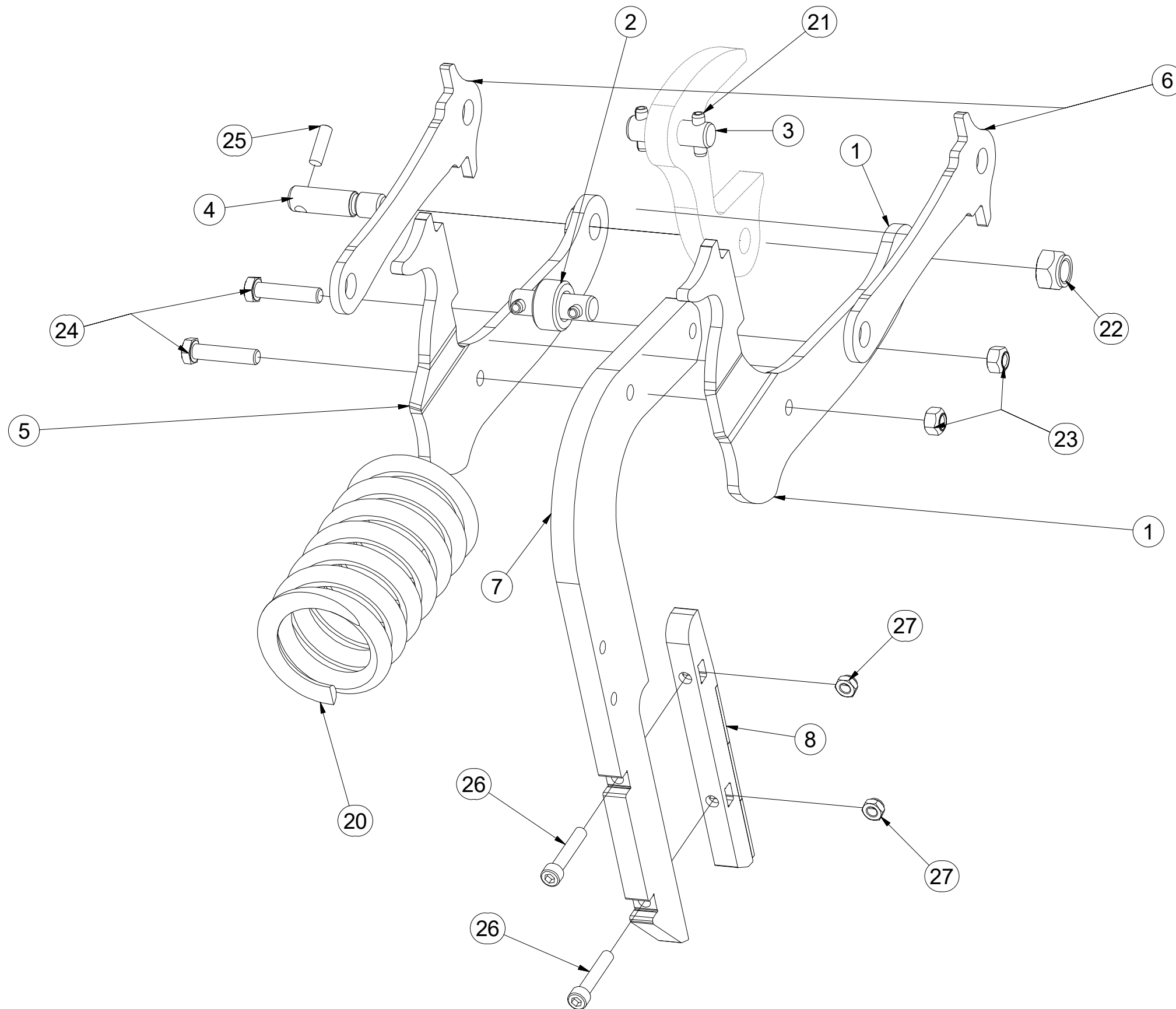
Ⓒ WORKING CHISEL UNIT D3

Ⓓ РАБОЧИЙ УЗЕЛ ЧИЗЕЛЬ D3

Ⓕ JEDNOSTKA ROBOCZA DŁUTO D3



3007504



Pos.	Part Number	Pcs.
1	4009612	1
2	4009618	1
3	4009619	2
4	4009634	1
5	4009636	1
6	4010236	2
7	4014098	1
8	4014100	1
20	m09264	1
21	m10736	4
22	m11169	1
23	m12134	2
24	m12626	2
25	m12632	1
26	m14863	2
27	m11530	2

ⒸZ SEKCE PRACOVNÍ DISKOVÁ + KYPŘIČE

Ⓓ DISC WORKING SECTION + CULTIVATORS

Ⓕ SECTION DE TRAVAIL A DISQUES + CULTIVATEURS

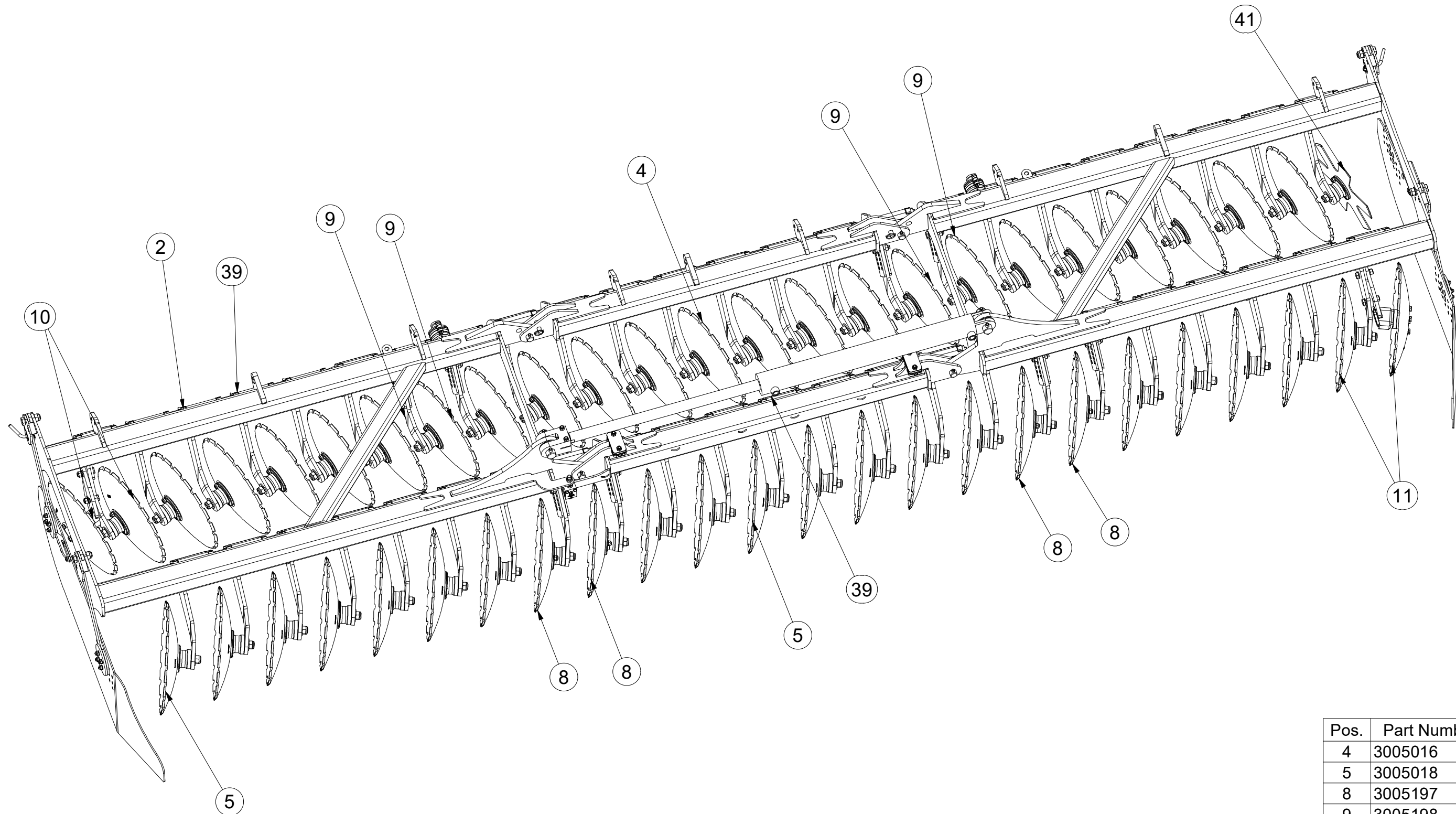
ⒸB DISC WORKING SECTION + CULTIVATORS

ⒸU СЕКЦИЯ РАБОЧАЯ ДИСКОВАЯ + РЫХЛИТЕЛИ

ⒸL TALERZOWA SEKCJA ROBOCZA + SPULCHNIACZE



3006482



Pos.	Part Number	Pcs.
4	3005016	18
5	3005018	18
8	3005197	4
9	3005198	4
10	3005412	1
11	3005414	1
39	9002597	45
41	3006475	1

ⒸZ SEKCE PRACOVNÍ DISKOVÁ + KYPŘIČE

Ⓓ DISC WORKING SECTION + CULTIVATORS

Ⓕ SECTION DE TRAVAIL A DISQUES + CULTIVATEURS

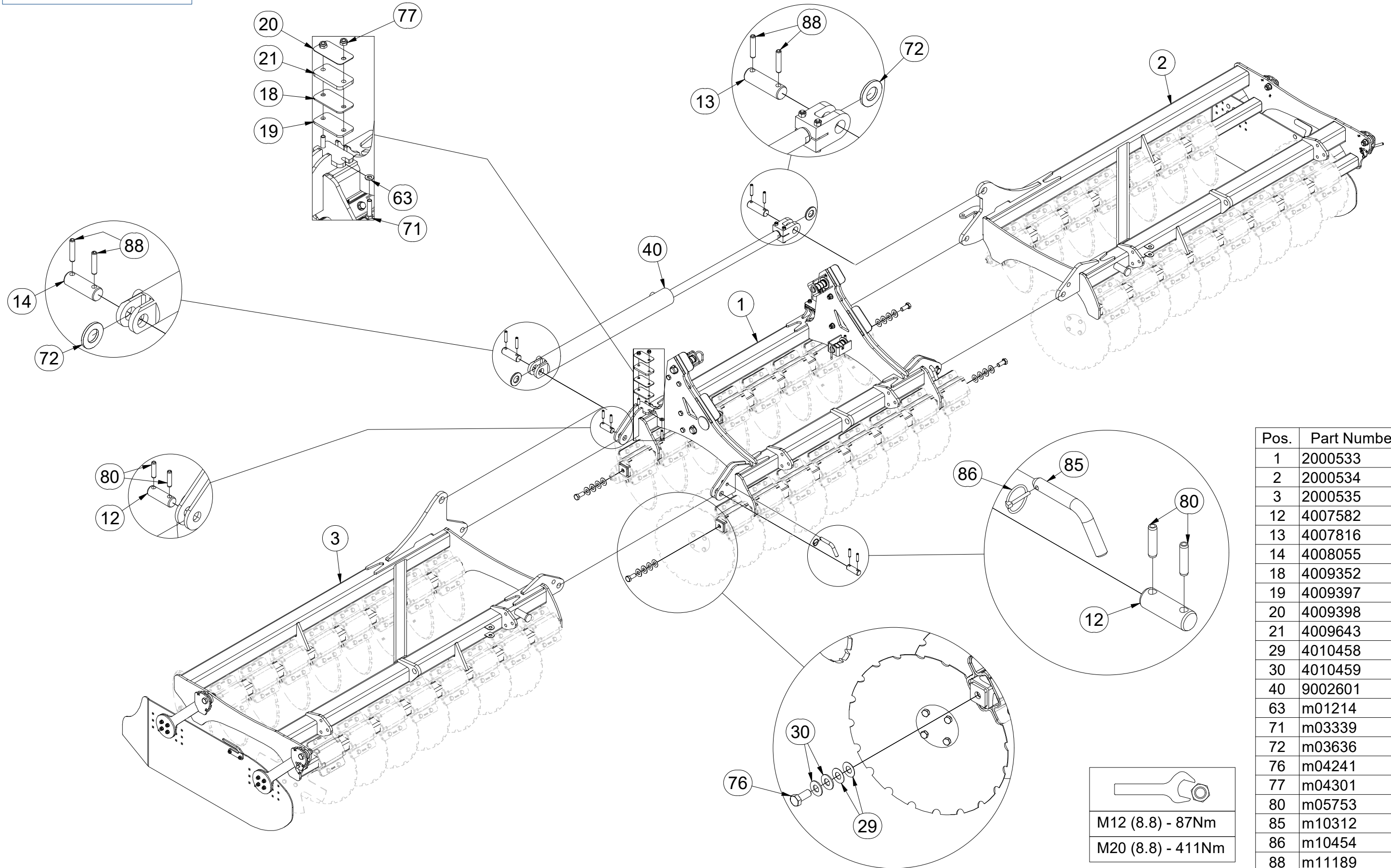
ⒸB DISC WORKING SECTION + CULTIVATORS

ⒸU СЕКЦИЯ РАБОЧАЯ ДИСКОВАЯ + РЫХЛИТЕЛИ

ⒸL TALERZOWA SEKCJA ROBOCZA + SPULCHNIACZE



3006482



Pos.	Part Number	Pcs.
1	2000533	1
2	2000534	1
3	2000535	1
12	4007582	4
13	4007816	1
14	4008055	1
18	4009352	2
19	4009397	2
20	4009398	2
21	4009643	2
29	4010458	8
30	4010459	8
40	9002601	1
63	m01214	4
71	m03339	4
72	m03636	2
76	m04241	4
77	m04301	4
80	m05753	16
85	m10312	2
86	m10454	2
88	m11189	4

M12 (8.8) - 87Nm
M20 (8.8) - 411Nm

ⒸZ SEKCE PRACOVNÍ DISKOVÁ + KYPŘIČE

Ⓓ DISC WORKING SECTION + CULTIVATORS

Ⓕ SECTION DE TRAVAIL A DISQUES + CULTIVATEURS

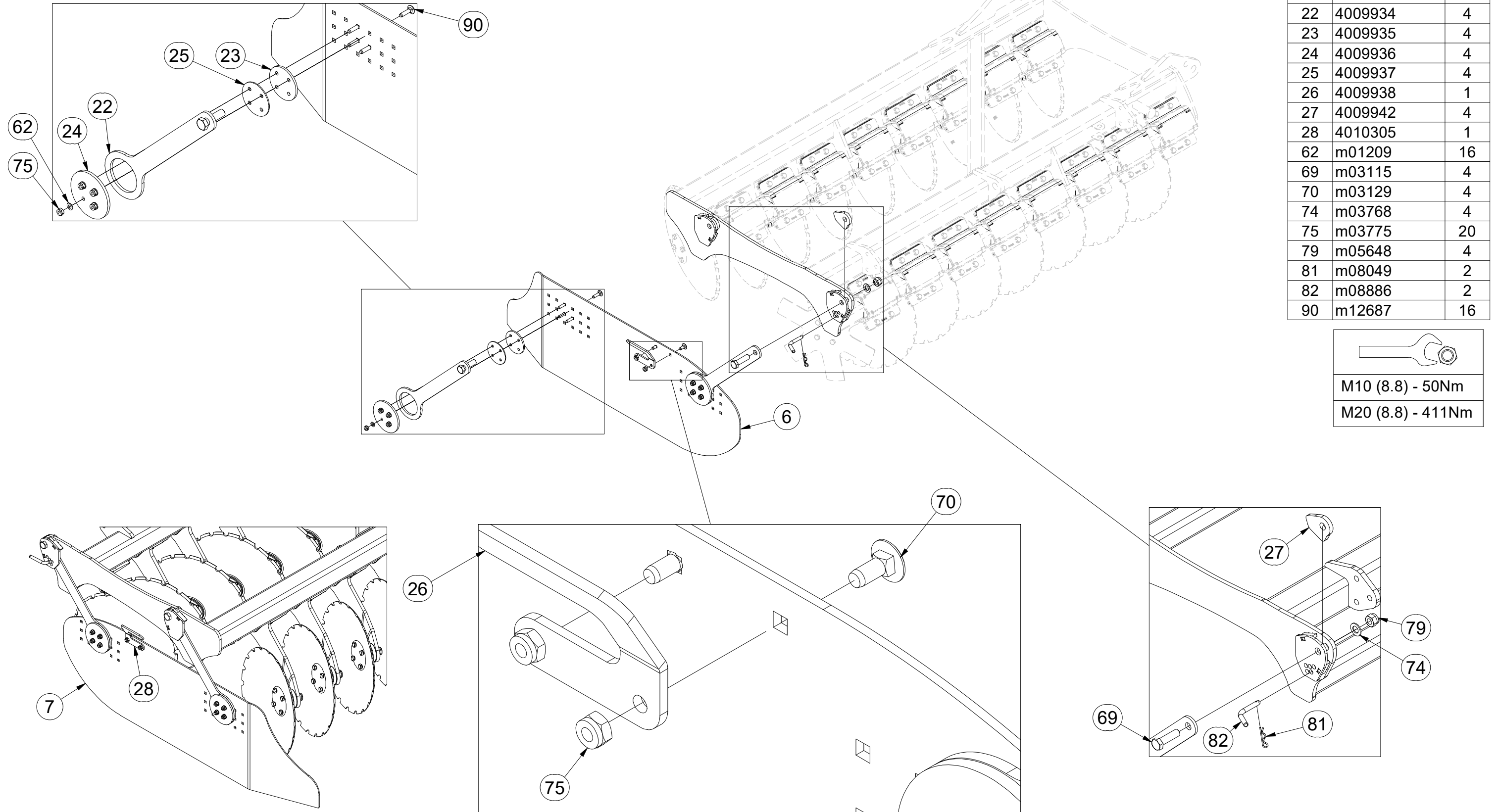
ⒸB DISC WORKING SECTION + CULTIVATORS

ⒸU СЕКЦИЯ РАБОЧАЯ ДИСКОВАЯ + РЫХЛИТЕЛИ

ⒸL TALERZOWA SEKCJA ROBOCZA + SPULCHNIACZE



3006482



ⒸZ SEKCE PRACOVNÍ DISKOVÁ + KYPŘIČE

Ⓓ DISC WORKING SECTION + CULTIVATORS

Ⓕ SECTION DE TRAVAIL A DISQUES + CULTIVATEURS

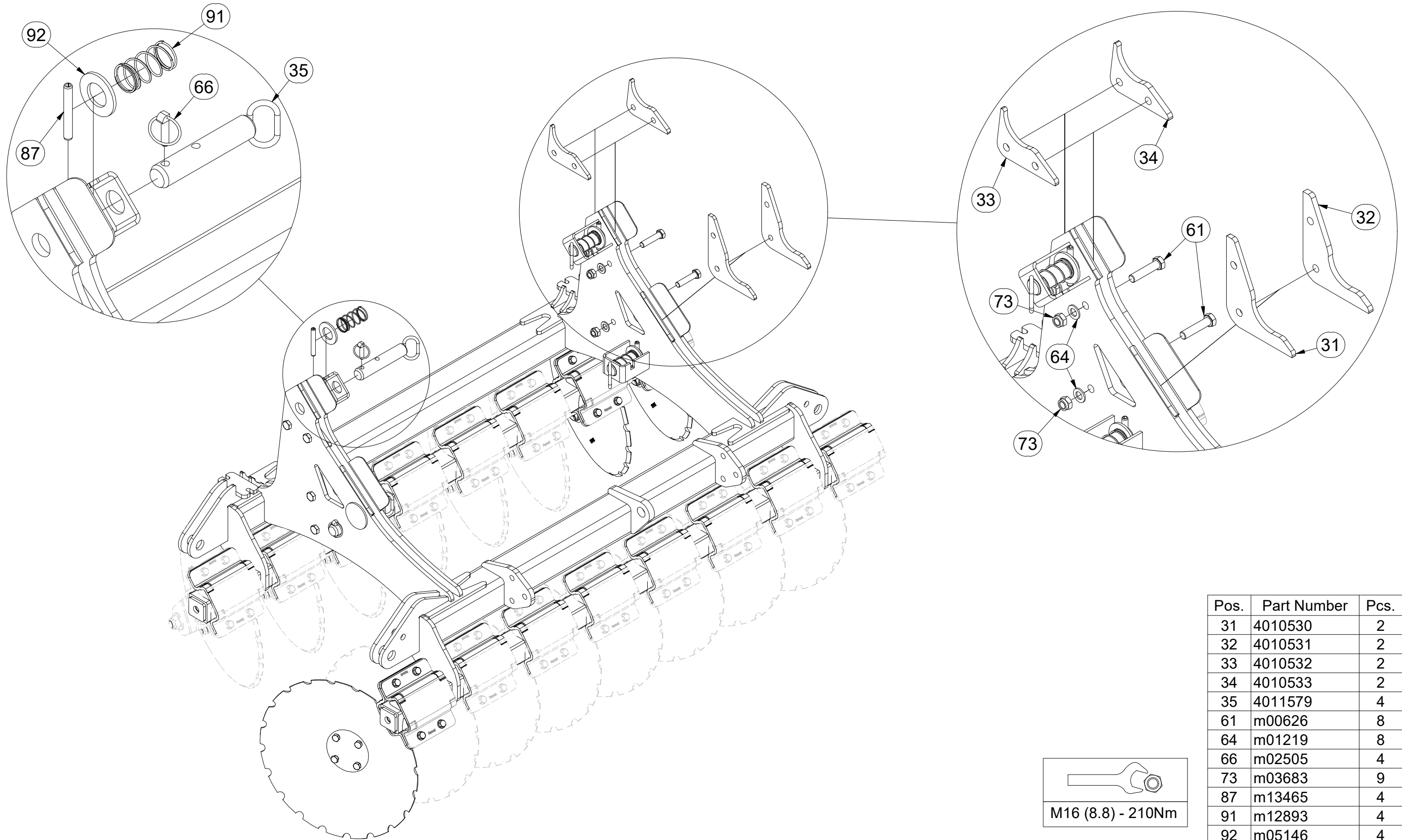
ⒸB DISC WORKING SECTION + CULTIVATORS

ⒸU СЕКЦИЯ РАБОЧАЯ ДИСКОВАЯ + РЫХЛИТЕЛИ

ⒸL TALERZOWA SEKCJA ROBOCZA + SPULCHNIACZE



3006482



Pos.	Part Number	Pcs.
31	4010530	2
32	4010531	2
33	4010532	2
34	4010533	2
35	4011579	4
61	m00626	8
64	m01219	8
66	m02505	4
73	m03683	9
87	m13465	4
91	m12893	4
92	m05146	4

ⒸZ SEKCE PRACOVNÍ DISKOVÁ + KYPŘIČE

Ⓓ DISC WORKING SECTION + CULTIVATORS

Ⓕ SECTION DE TRAVAIL A DISQUES + CULTIVATEURS

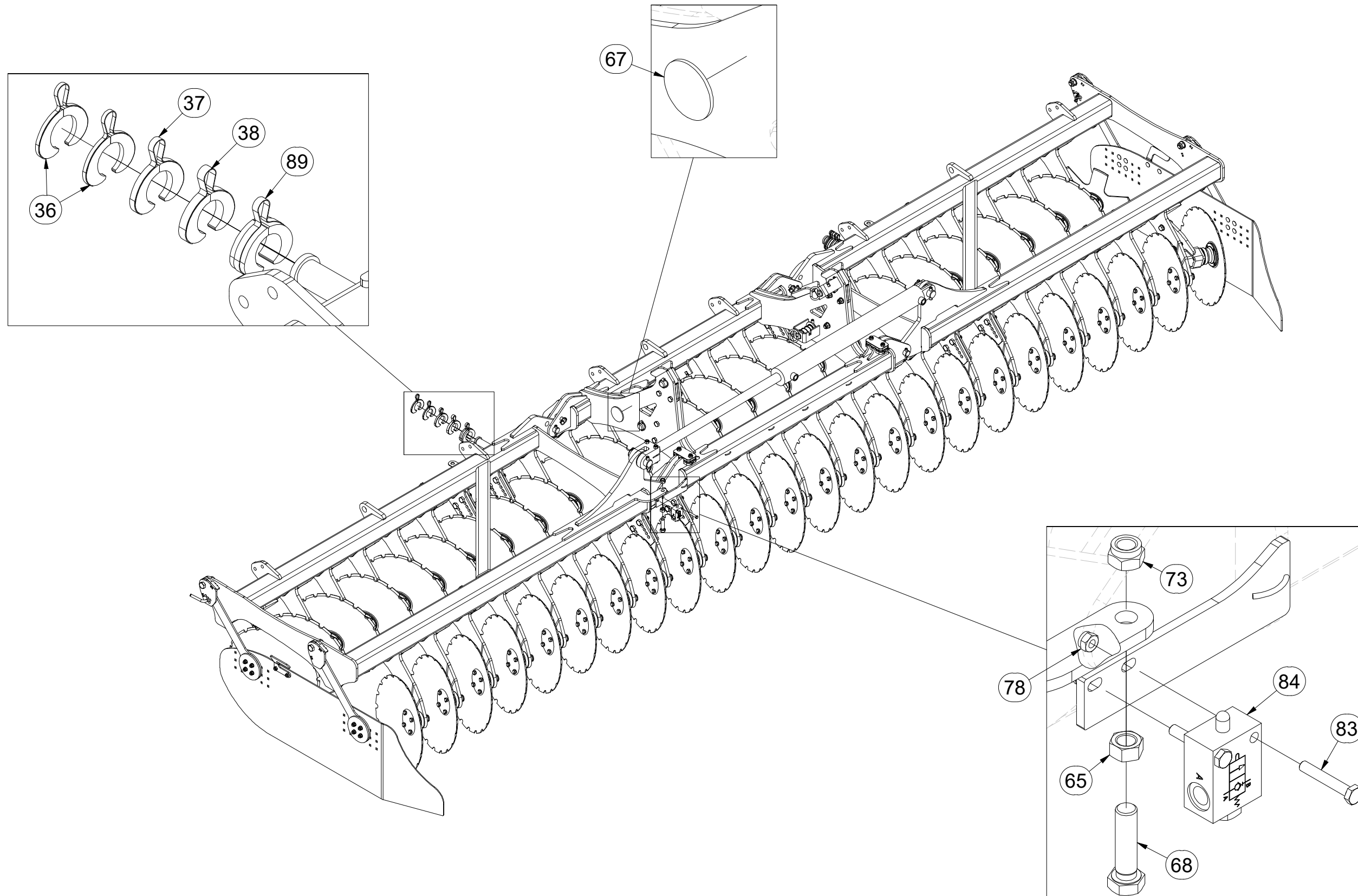
ⒸB DISC WORKING SECTION + CULTIVATORS

ⒸU СЕКЦИЯ РАБОЧАЯ ДИСКОВАЯ + РЫХЛИТЕЛИ

ⒸL TALERZOWA SEKCJA ROBOCZA + SPULCHNIACZE



3006482



Pos.	Part Number	Pcs.
36	9002585	4
37	9002586	2
38	9002587	2
61	m00626	8
65	m01306	1
67	m02579	2
68	m13662	1
73	m03683	9
78	m04503	2
83	m09296	2
84	m10261	1
89	m11335	2

M8 (8.8) - 25Nm
M16 (8.8) - 210Nm

Ⓒ SEKCE PRACOVNÍ DISKOVÁ + KYPŘIČE

Ⓓ DISC WORKING SECTION + CULTIVATORS

Ⓕ SECTION DE TRAVAIL A DISQUES + CULTIVATEURS

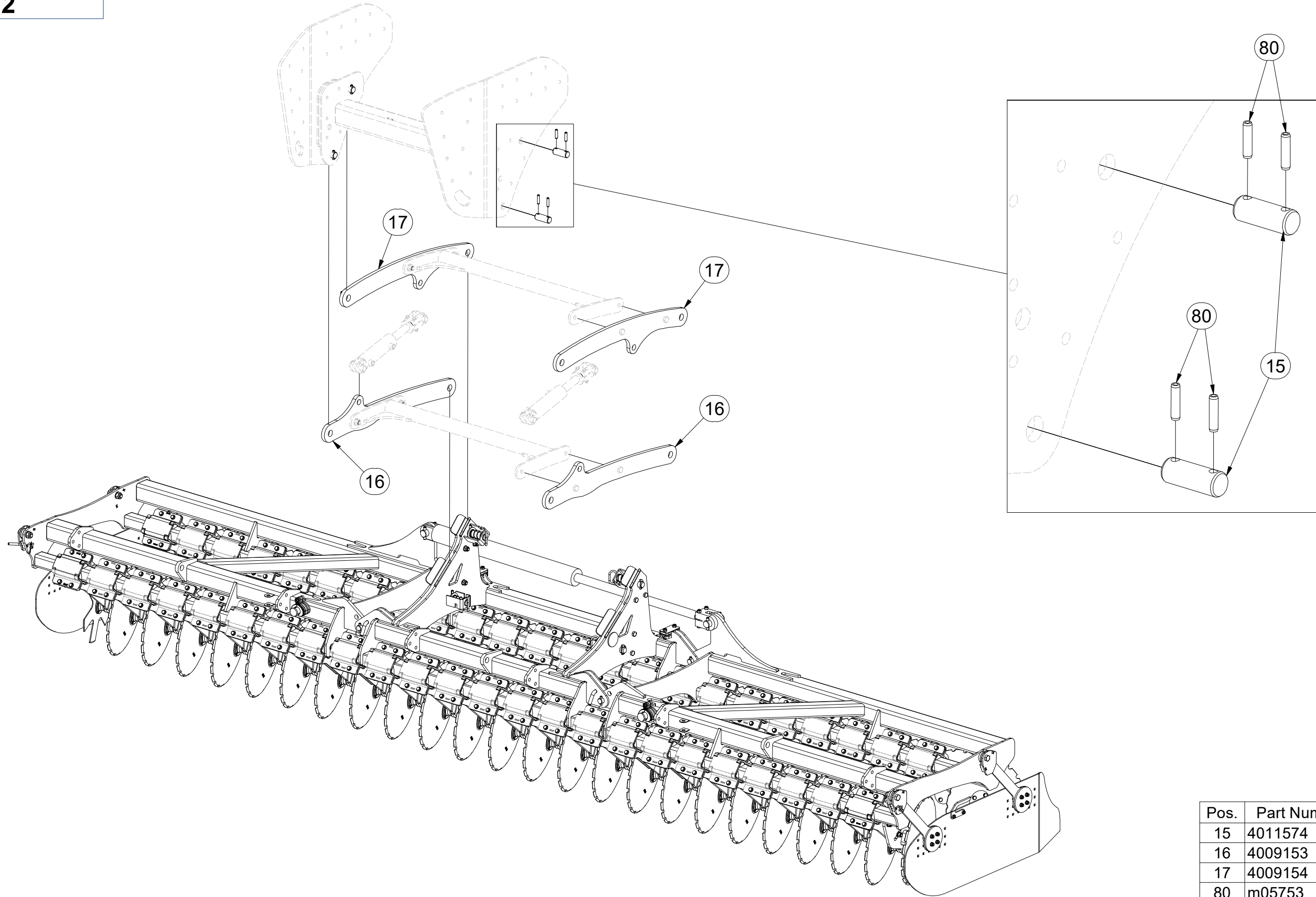
Ⓖ DISC WORKING SECTION + CULTIVATORS

Ⓒ СЕКЦИЯ РАБОЧАЯ ДИСКОВАЯ + РЫХЛИТЕЛИ

Ⓓ ТАЛЕРЗОВА СЕКЦЈА РОБОЦЈА + СПУЛЧНІАЦЗЕ



3006482



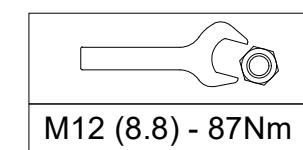
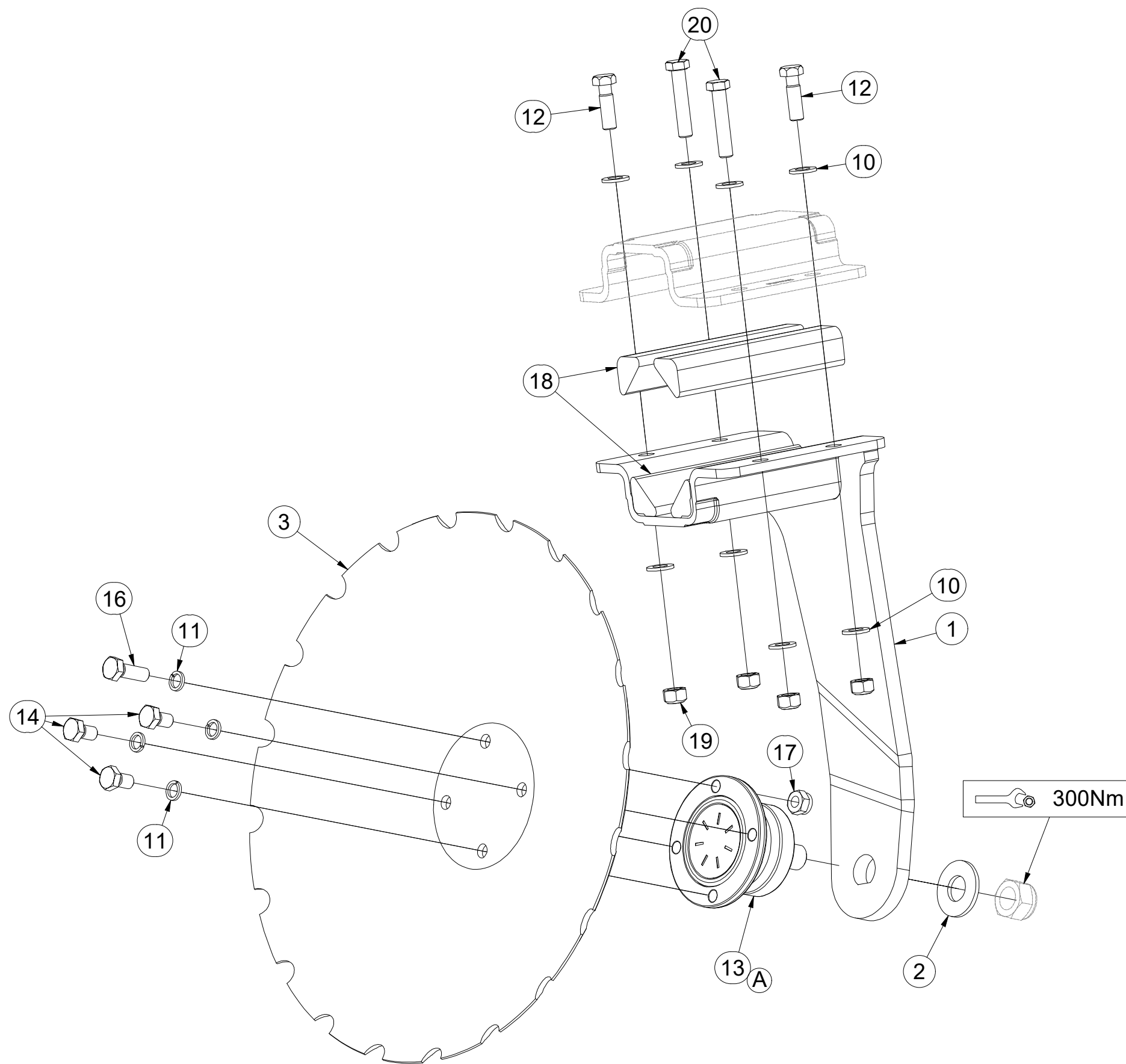
Pos.	Part Number	Pcs.
15	4011574	4
16	4009153	2
17	4009154	2
80	m05753	16

CZ PŘEDNÍ DISK
 D SCHEIBE, VORDERE
 F DISQUE AVANT

GB FRONT DISC
 RU ДИСК ПЕРЕДНИЙ
 PL TALERZ PRZEDNI



3005016



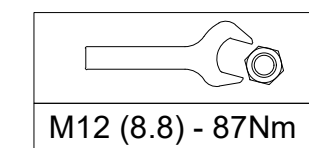
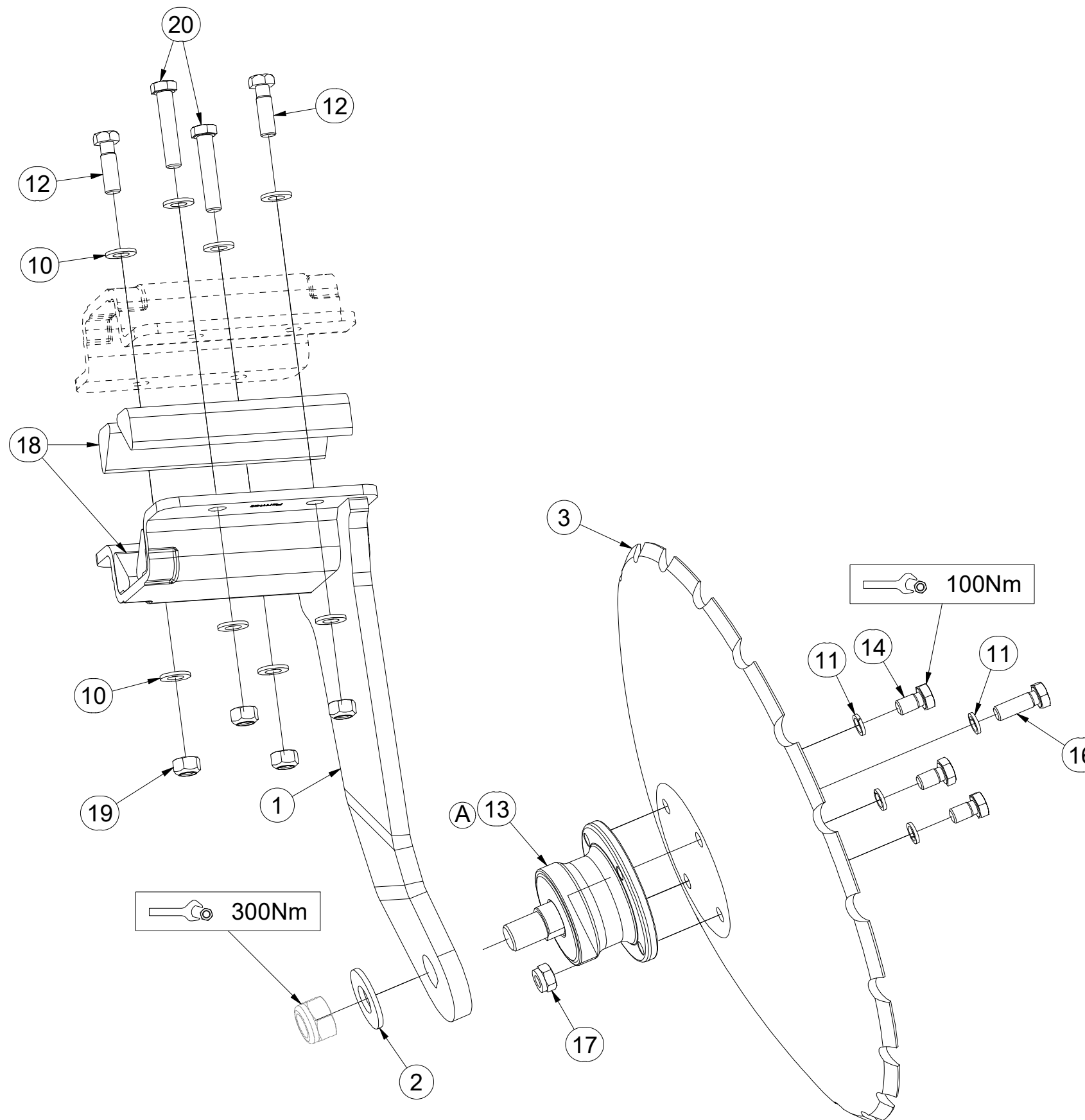
Pos.	Part Number	Pcs.
1	3005017	1
2	4007853	1
3	9003148	1
10	m01214	8
11	m03988	4
12	m09977	2
13	m14350	1
14	m11309	3
16	m11559	1
17	m11560	1
18	m12119	4
19	m12134	4
20	m12137	2

- Ⓒ ZADNÍ DISK
- Ⓓ SCHEIBE, HINTERE
- Ⓕ DISQUE ARRIÈRE

- Ⓖ REAR DISC
- Ⓔ ДИСК ЗАДНИЙ
- Ⓗ TALERZ TYLNY



3005018



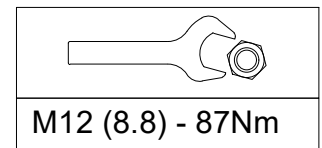
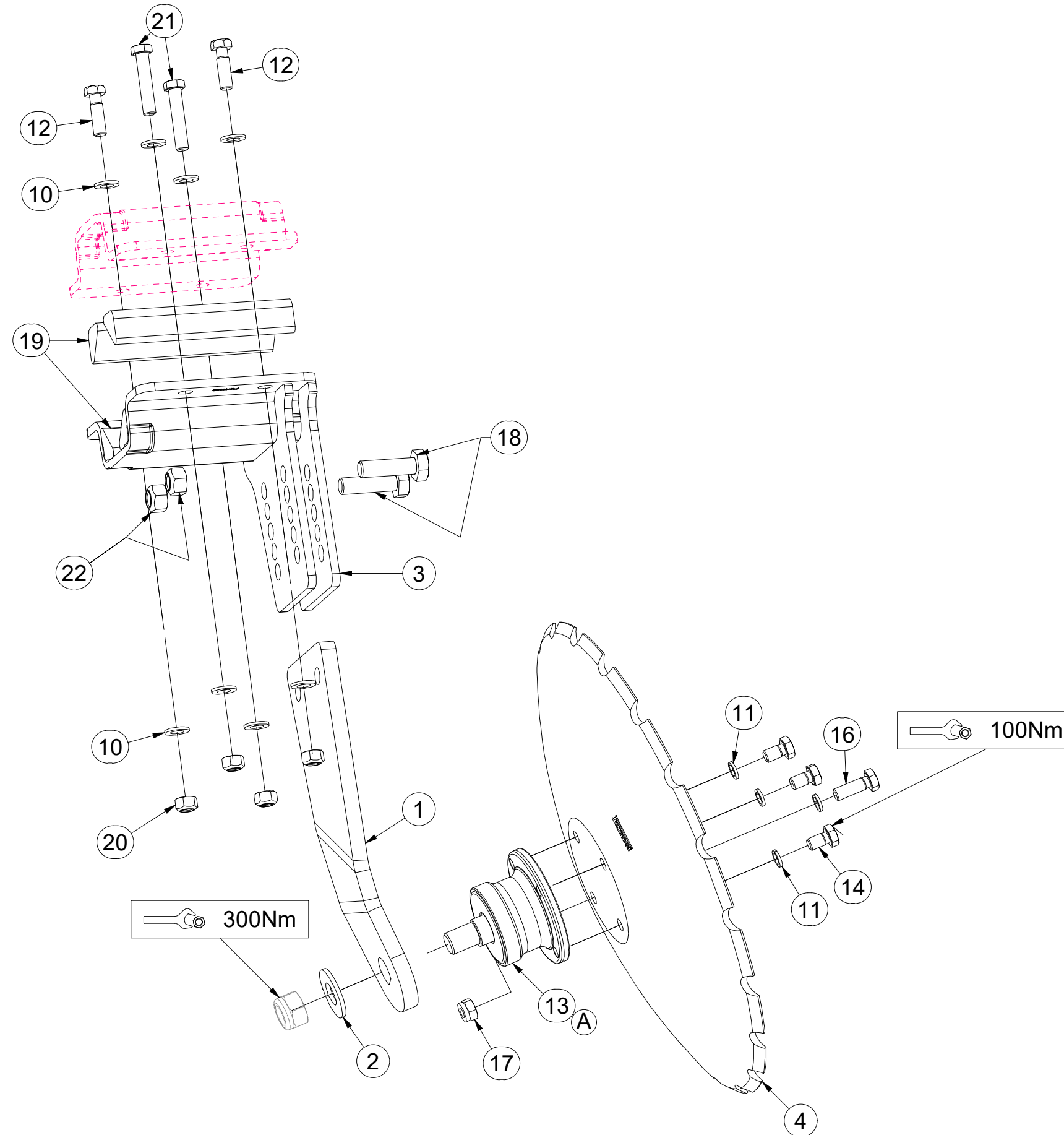
Pos.	Part Number	Pcs.
1	3005019	1
2	4007853	1
3	9003148	1
10	m01214	8
11	m03988	4
12	m09977	2
13	m14350	1
14	m11309	3
16	m11559	1
17	m11560	1
18	m12119	4
19	m12134	4
20	m12137	2

CZ ZADNÍ DISK
 D SCHEIBE, HINTERE
 F DISQUE ARRIÈRE

GB REAR DISC
 RU ДИСК ЗАДНИЙ
 PL TALERZ TYLNY



3005197



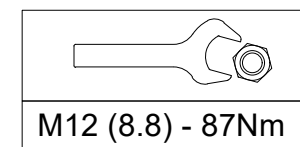
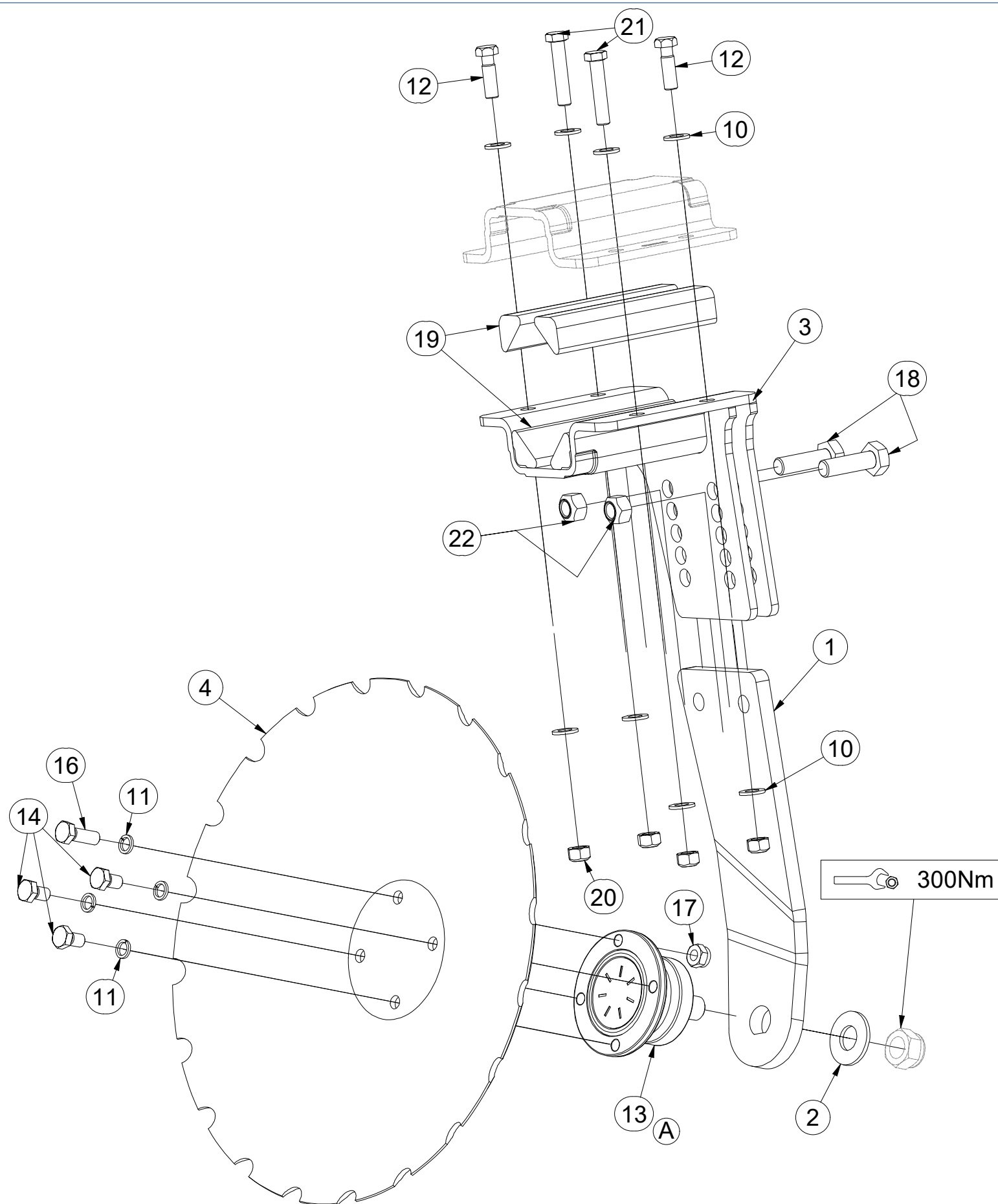
Pos.	Part Number	Pcs.
1	3005199	1
2	4007853	1
3	4010130	1
4	9003148	1
10	m01214	8
11	m03988	4
12	m09977	2
13	m14350	1
14	m11309	3
16	m11559	1
17	m11560	1
18	m11724	2
19	m12119	4
20	m12134	4
21	m12137	2
22	m12150	2

CZ PŘEDNÍ DISK
 D SCHEIBE, VORDERE
 F DISQUE AVANT

GB FRONT DISC
 RU ДИСК ПЕРЕДНИЙ
 PL TALERZ PRZEDNI



3005198



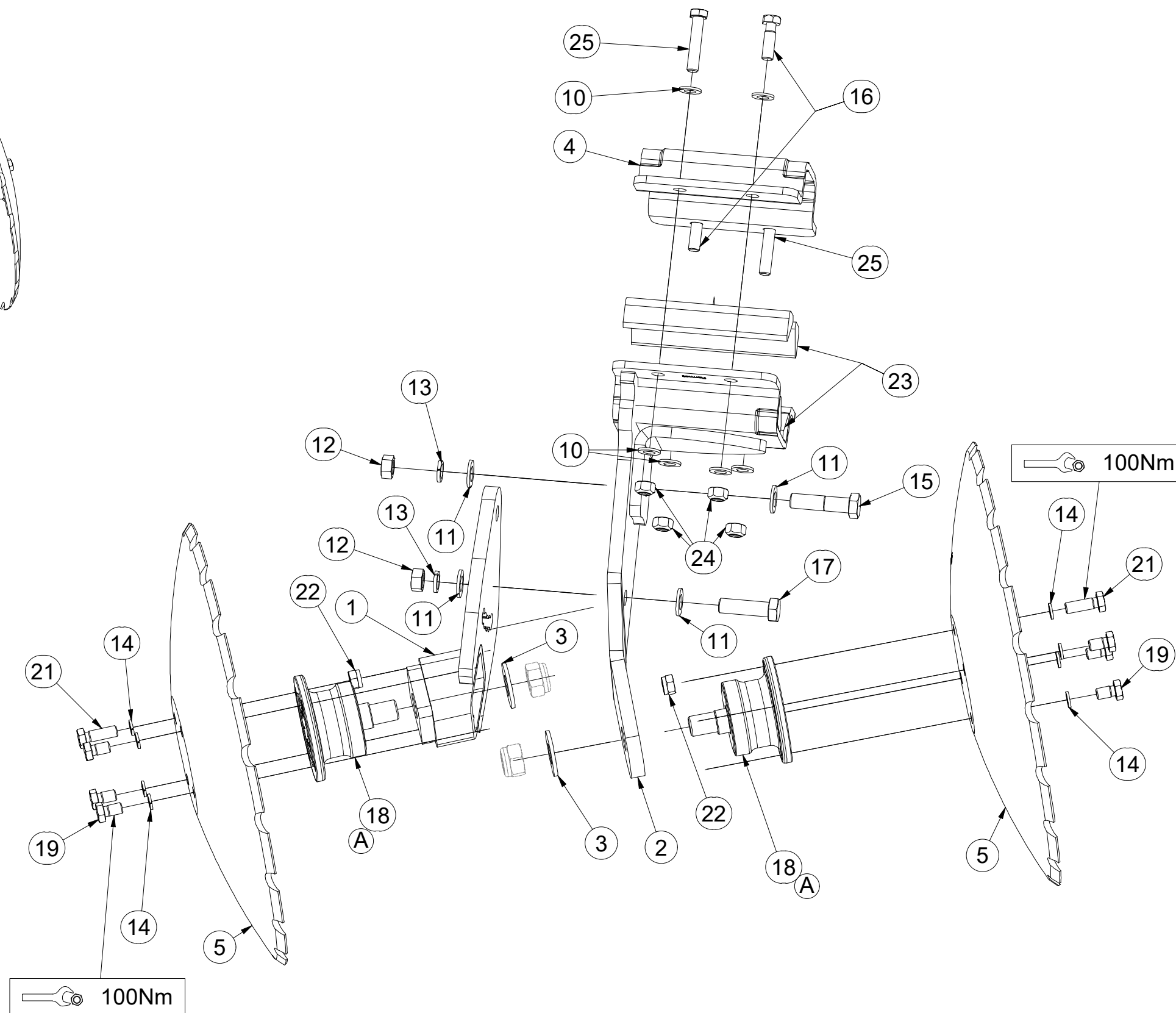
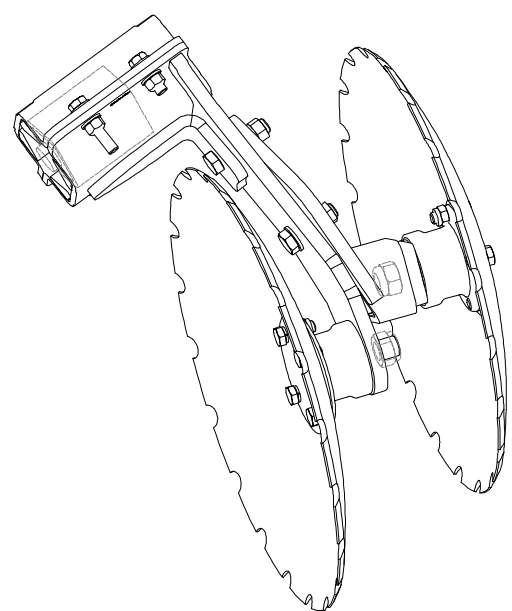
Pos.	Part Number	Pcs.
1	3005200	1
2	4007853	1
3	4010130	1
4	9003148	1
10	m01214	8
11	m03988	4
12	m09977	2
13	m14350	1
14	m11309	3
16	m11559	1
17	m11560	1
18	m11724	2
19	m12119	4
20	m12134	4
21	m12137	2
22	m12150	2

ⒸZ DISK KRAJNÍ PRAVÝ
 Ⓓ RANDSCHEIBE, RECHTE
 Ⓕ DISQUE LIMITE DROITE

ⒸB OUTSIDE DISC RIGHT
 ⒸU ДИСК КРАЙНИЙ ПРАВЫЙ
 ⒸL TALERZ SKRAJNY PRAWY



3005412



M12 (10.9) - 122Nm
M16 (8.8) - 210Nm

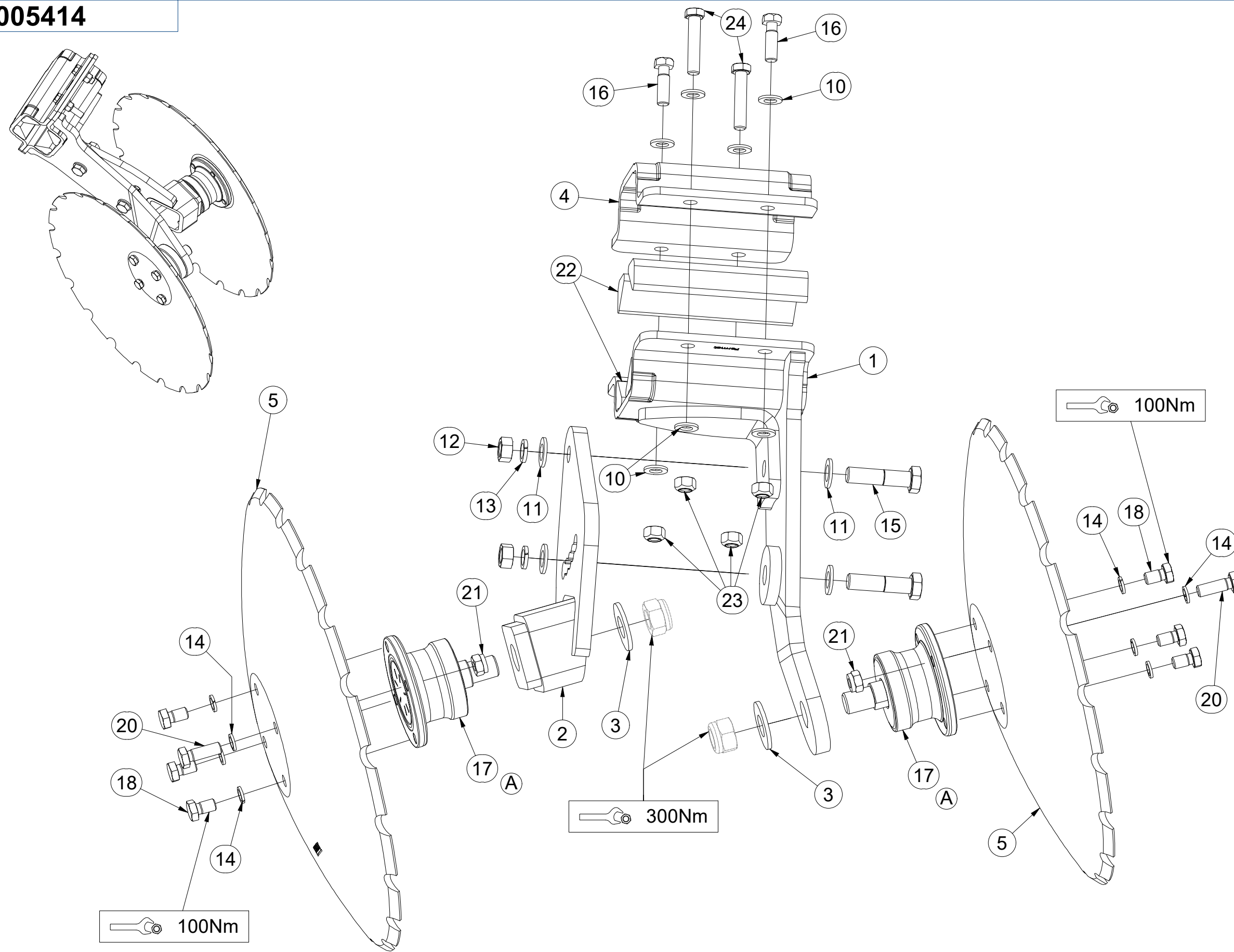
Pos.	Part Number	Pcs.
1	3004440	1
2	3004441	1
3	4007853	2
4	9002597	1
5	9003148	2
10	m01214	8
11	m01219	4
12	m01306	2
13	m02157	2
14	m03988	8
15	m06587	1
16	m09977	2
17	m10112	1
18	m14350	2
19	m11309	6
21	m11559	2
22	m11560	2
23	m12119	4
24	m12134	4
25	m12137	2

CZ ZADNÍ DISK - KRAJNÍ
 D RANSCHEIBE, HINTERE
 F DISQUE ARRIÈRE - LIMITE

GB REAR DISC - OUTSIDE
 RU ДИСК ЗАДНИЙ - КРАЙНИЙ
 PL TALERZ TYLNY - SKRAJNY



3005414



M12 (10.9) - 122Nm
M16 (8.8) - 210Nm

Pos.	Part Number	Pcs.
1	3004061	1
2	3004210	1
3	4007853	2
4	9002597	1
5	9003148	2
10	m01214	8
11	m01219	4
12	m01306	2
13	m02157	2
14	m03988	8
15	m06587	2
16	m09977	2
17	m14350	2
18	m11309	6
20	m11559	2
21	m11560	2
22	m12119	4
23	m12134	4
24	m12137	2

Ⓒ DISK PAPRSKOVÝ - PŘEDNÍ

Ⓓ ARBEITSORGAN STRAHLENFÖRMIG - VORDERE

Ⓕ ORGANE DE TRAVAIL RADIAL - AVANT

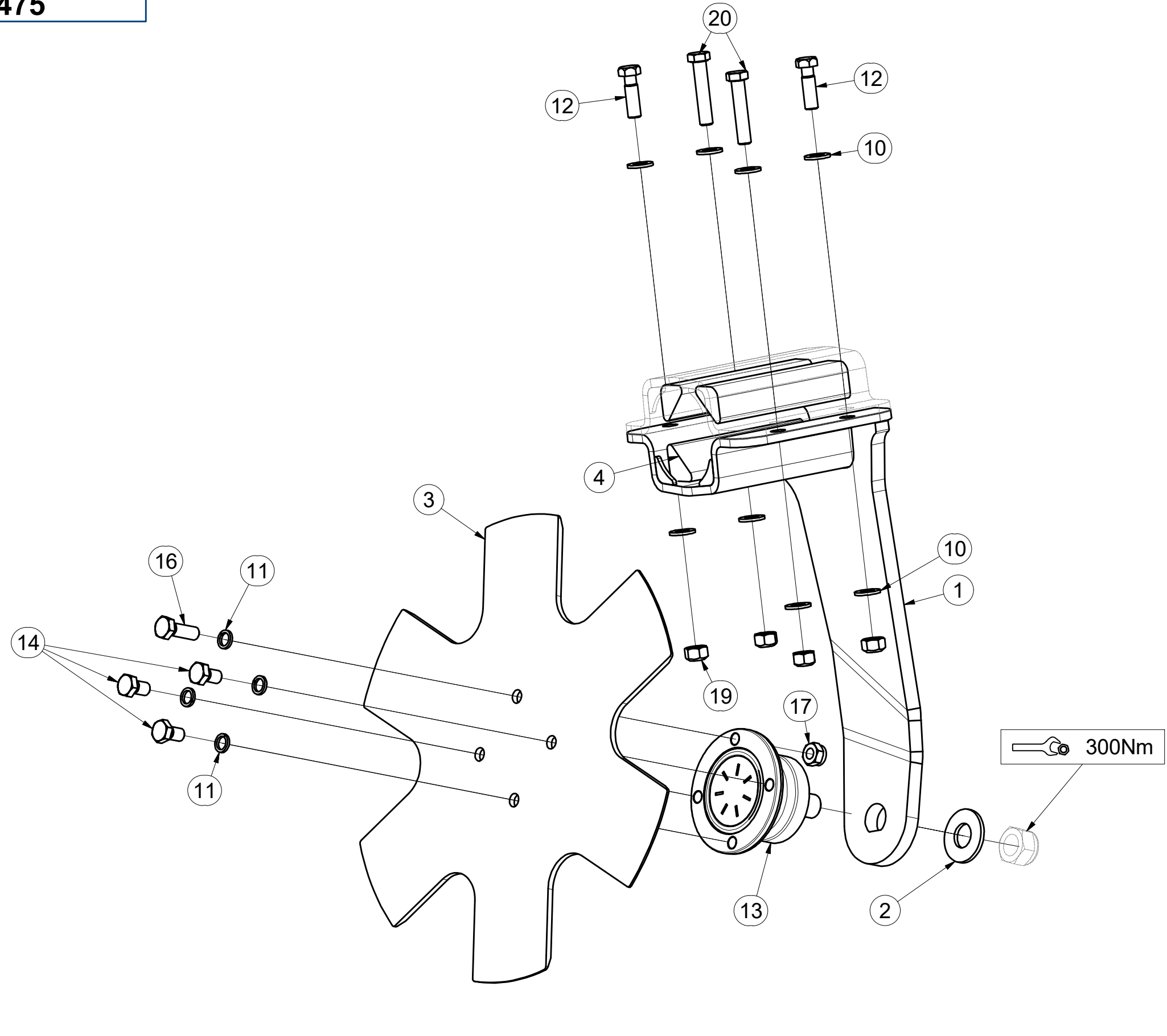
Ⓖ FINGER-TYPE WORKING PART - FRONT

Ⓡ РАБОЧИЙ ОРГАН ЛУЧЕВОЙ - ПЕРЕДНИЙ

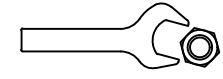
Ⓟ ORGAN ROBOCZY PROMIENIOWY - PRZEDNI



3006475



Pos.	Part Number	Pcs.
1	3005017	1
2	4007853	1
3	4013451	1
4	m12119	4
10	m01214	8
11	m03988	4
12	m09977	2
13	m14350	1
14	m11309	3
16	m11559	1
17	m11560	1
19	m12134	4
20	m12137	2

 M12 (8.8) - 87Nm

ⒸZ VÁLEC SADA BEZ PŘIHOJENÍ

Ⓓ ZYLINDER SET OHNE ZUDÜNGUNG

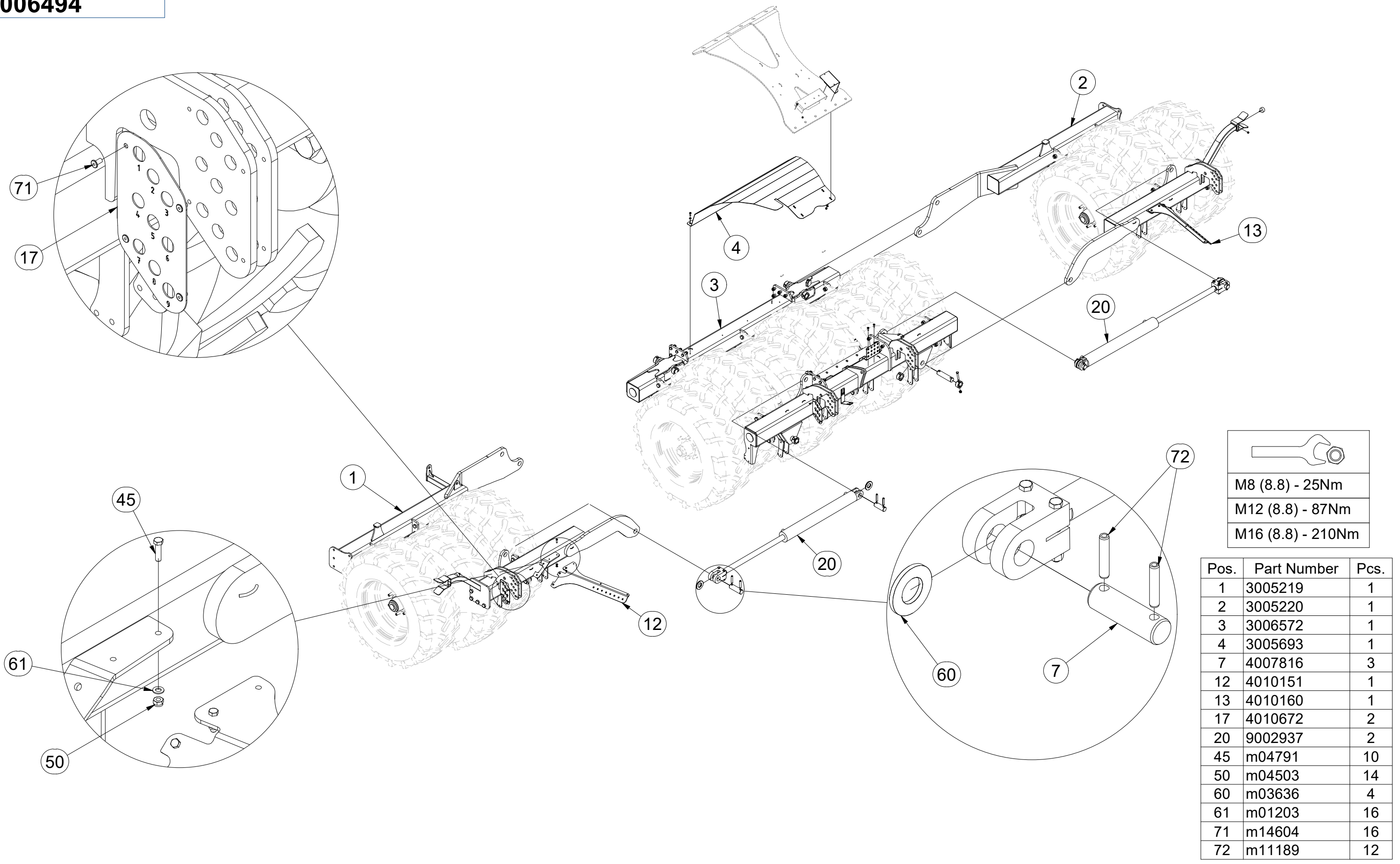
Ⓕ ROULEAU KIT SANS ÉPANDAGE D'ENGRAIS

3006494

ⒼB ROLLER SET WITHOUT FERTILISATION

Ⓔ KATOK КОМПЛЕКТ БЕЗ ВНЕСЕНИЕМ УДОБРЕНИ

Ⓗ PL WAŁ ZESTAW BEZ NAWOŻENIE



M8 (8.8) - 25Nm
M12 (8.8) - 87Nm
M16 (8.8) - 210Nm

Pos.	Part Number	Pcs.
1	3005219	1
2	3005220	1
3	3006572	1
4	3005693	1
7	4007816	3
12	4010151	1
13	4010160	1
17	4010672	2
20	9002937	2
45	m04791	10
50	m04503	14
60	m03636	4
61	m01203	16
71	m14604	16
72	m11189	12

ⒸZ VÁLEC SADA BEZ PŘIHOJENÍ

Ⓓ ZYLINDER SET OHNE ZUDÜNGUNG

Ⓕ ROULEAU KIT SANS ÉPANDAGE D'ENGRAIS

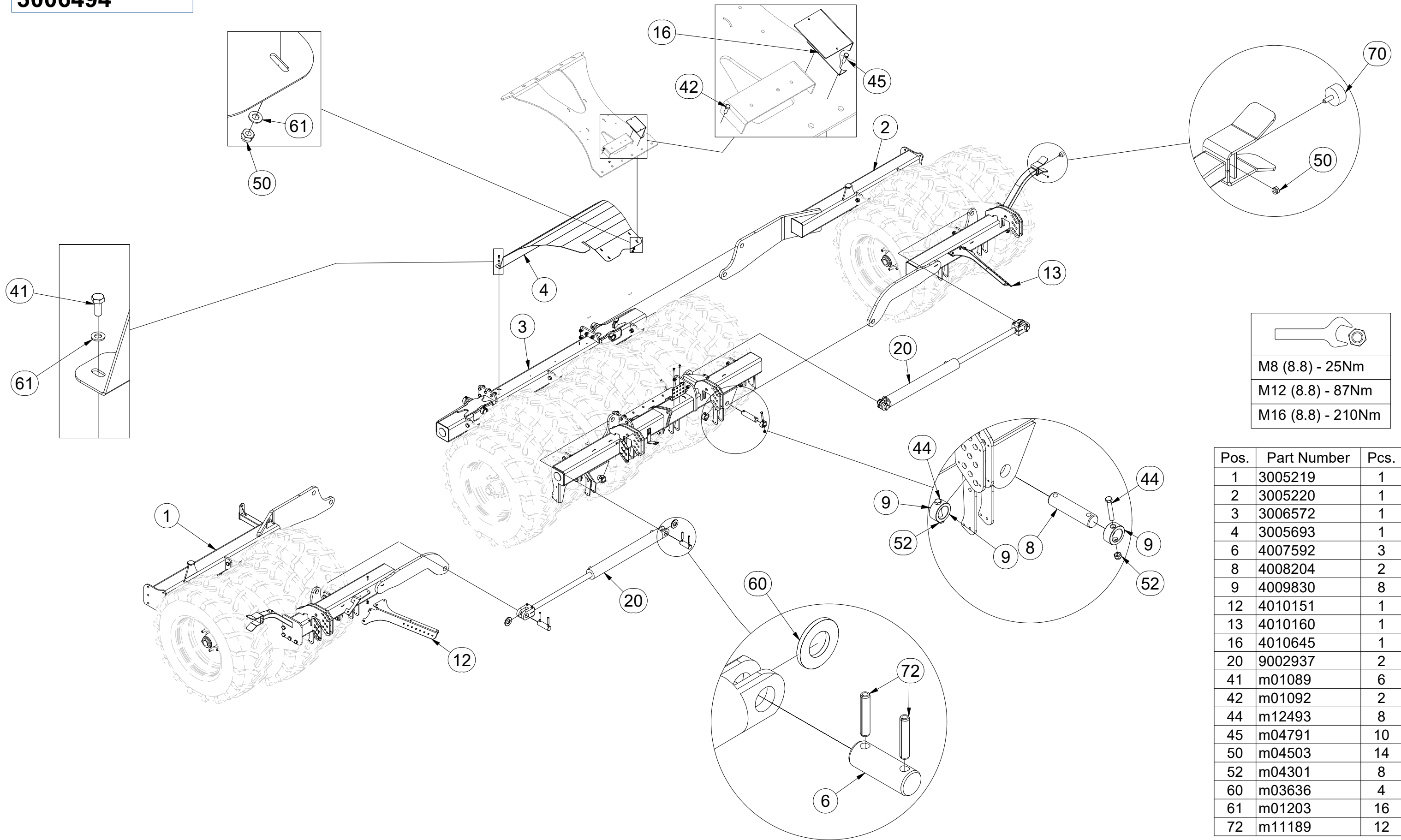
ⒸB ROLLER SET WITHOUT FERTILISATION

ⒸU KATOK КОМПЛЕКТ БЕЗ ВНЕСЕНИЕМ УДОБРЕНИ

ⒸL WAŁ ZESTAW BEZ NAWOŻENIE



3006494



M8 (8.8) - 25Nm
M12 (8.8) - 87Nm
M16 (8.8) - 210Nm

Pos.	Part Number	Pcs.
1	3005219	1
2	3005220	1
3	3006572	1
4	3005693	1
6	4007592	3
8	4008204	2
9	4009830	8
12	4010151	1
13	4010160	1
16	4010645	1
20	9002937	2
41	m01089	6
42	m01092	2
44	m12493	8
45	m04791	10
50	m04503	14
52	m04301	8
60	m03636	4
61	m01203	16
72	m11189	12

ⒸZ VÁLEC SADA BEZ PŘIHOJENÍ

Ⓓ ZYLINDER SET OHNE ZUDÜNGUNG

Ⓕ ROULEAU KIT SANS ÉPANDAGE D'ENGRAIS

ⒼB ROLLER SET WITHOUT FERTILISATION

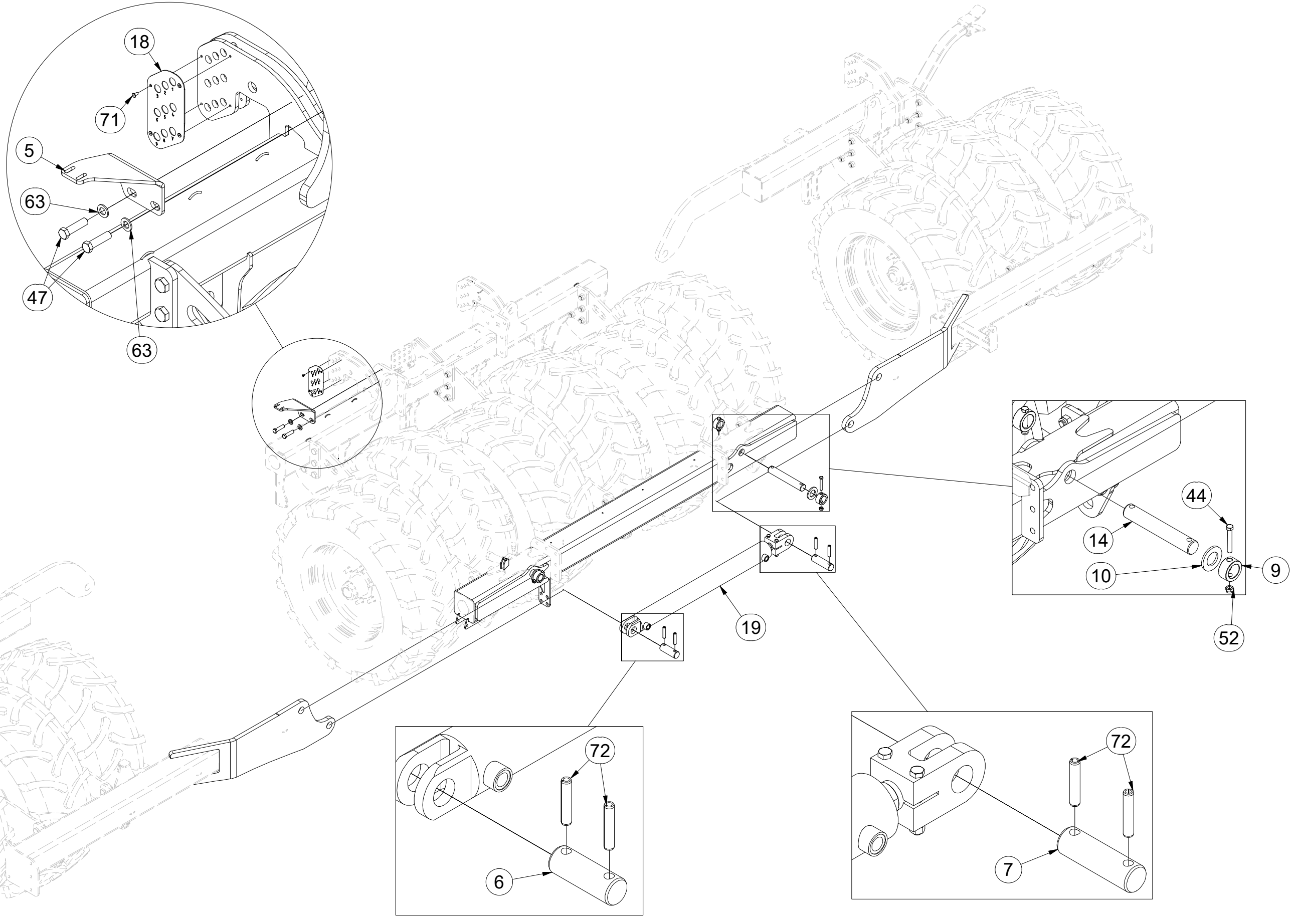
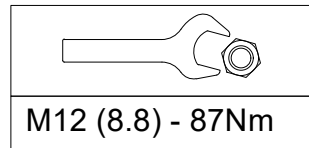
Ⓐ RU KATOK КОМПЛЕКТ БЕЗ ВНЕСЕНИЕМ УДОБРЕНИ

Ⓐ PL WAŁ ZESTAW BEZ NAWOŻENIE



3006494

Pos.	Part Number	Pcs.
5	4012126	1
6	4007592	3
10	4009834	2
14	4010505	2
18	4010673	2
19	9002601	1
44	m12493	8
47	m00619	2
52	m04301	8
63	m01219	2
71	m14604	16
72	m11189	12



ⒸZ VÁLEC SADA BEZ PŘIHOJENÍ

Ⓓ ZYLINDER SET OHNE ZUDÜNGUNG

Ⓕ ROULEAU KIT SANS ÉPANDAGE D'ENGRAIS

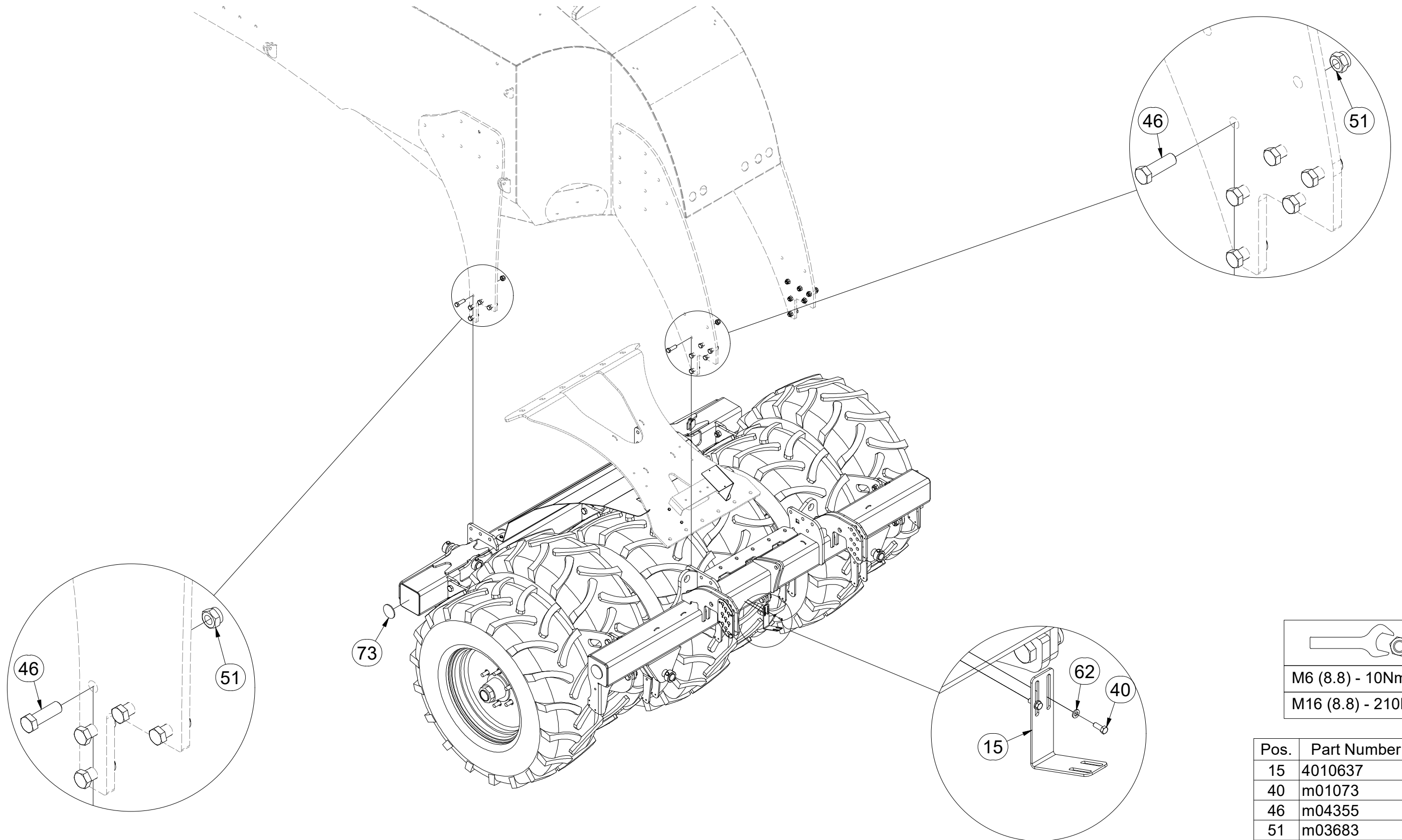
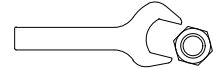
ⒸB ROLLER SET WITHOUT FERTILISATION

ⒸU KATOK КОМПЛЕКТ БЕЗ ВНЕСЕНИЕМ УДОБРЕНИ

ⒸL WAŁ ZESTAW BEZ NAWOŻENIE



3006494

M6 (8.8) - 10Nm
M16 (8.8) - 210Nm

Pos.	Part Number	Pcs.
15	4010637	1
40	m01073	2
46	m04355	20
51	m03683	22
62	m01199	2
73	m02579	4

ⒸZ LEVÝ BOČNÍ RÁM VELKÝCH KOL

Ⓓ LINKER SEITENRAHMEN DER GROSSEN RÄDER

Ⓕ CADRE LATÉRAL GAUCHE DES GRANDES ROUES

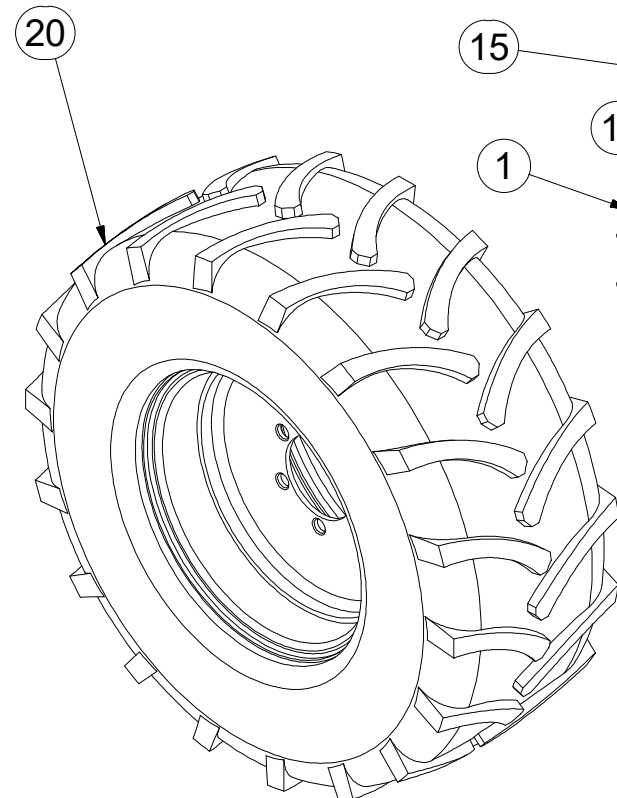
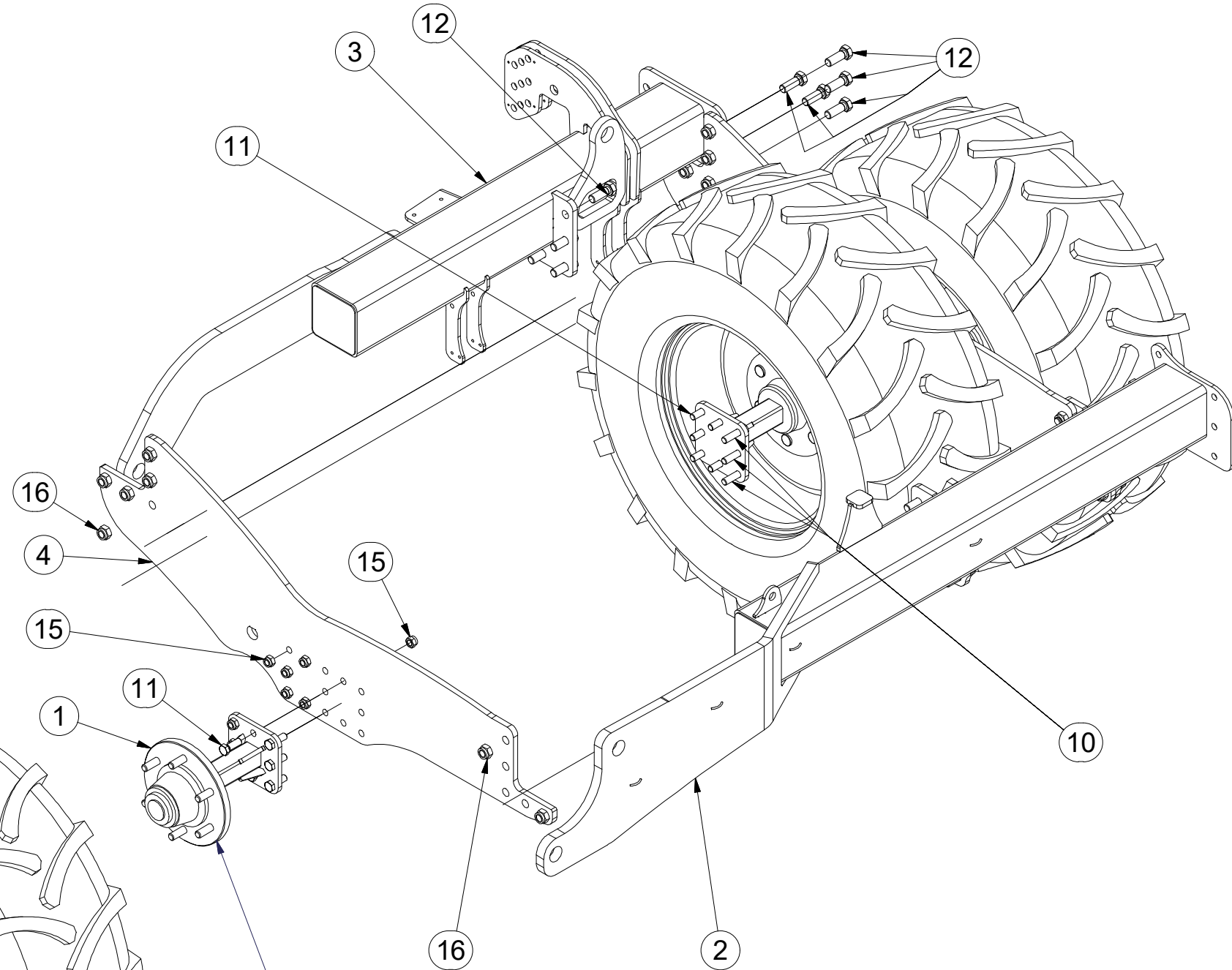
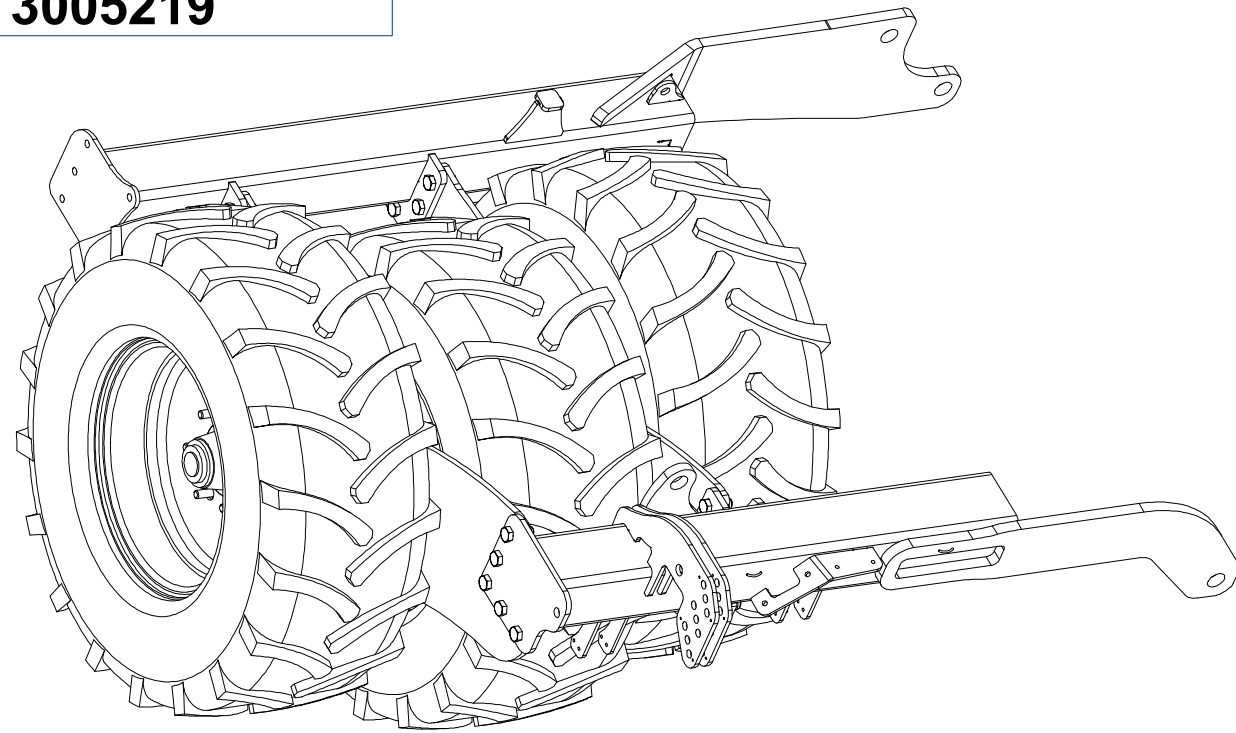
ⒸB LEFT SIDE FRAME OF LARGE WHEELS

Ⓐ RU ЛЕВАЯ БОКОВАЯ РАМА БОЛЬШИХ КОЛѢС

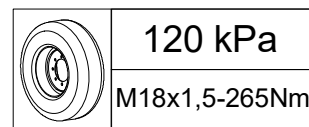
Ⓐ PL LEWA BOCZNA RAMA DUŻYCH KÓŁ



3005219



Pos.	Part Number	Pcs.
1	3004782	3
2	3005074	1
3	3005076	1
4	4011191	2
10	m00619	3
11	m02254	18
12	m12771	20
15	m03683	21
16	m05648	20
20	m12073	3



A506108

Ⓒ PRAVÝ BOČNÍ RÁM VELKÝCH KOL

Ⓓ RECHTER SEITENRAHMEN DER GROSSEN RÄDER

Ⓕ CADRE LATÉRAL DROIT DES GRANDES ROUES

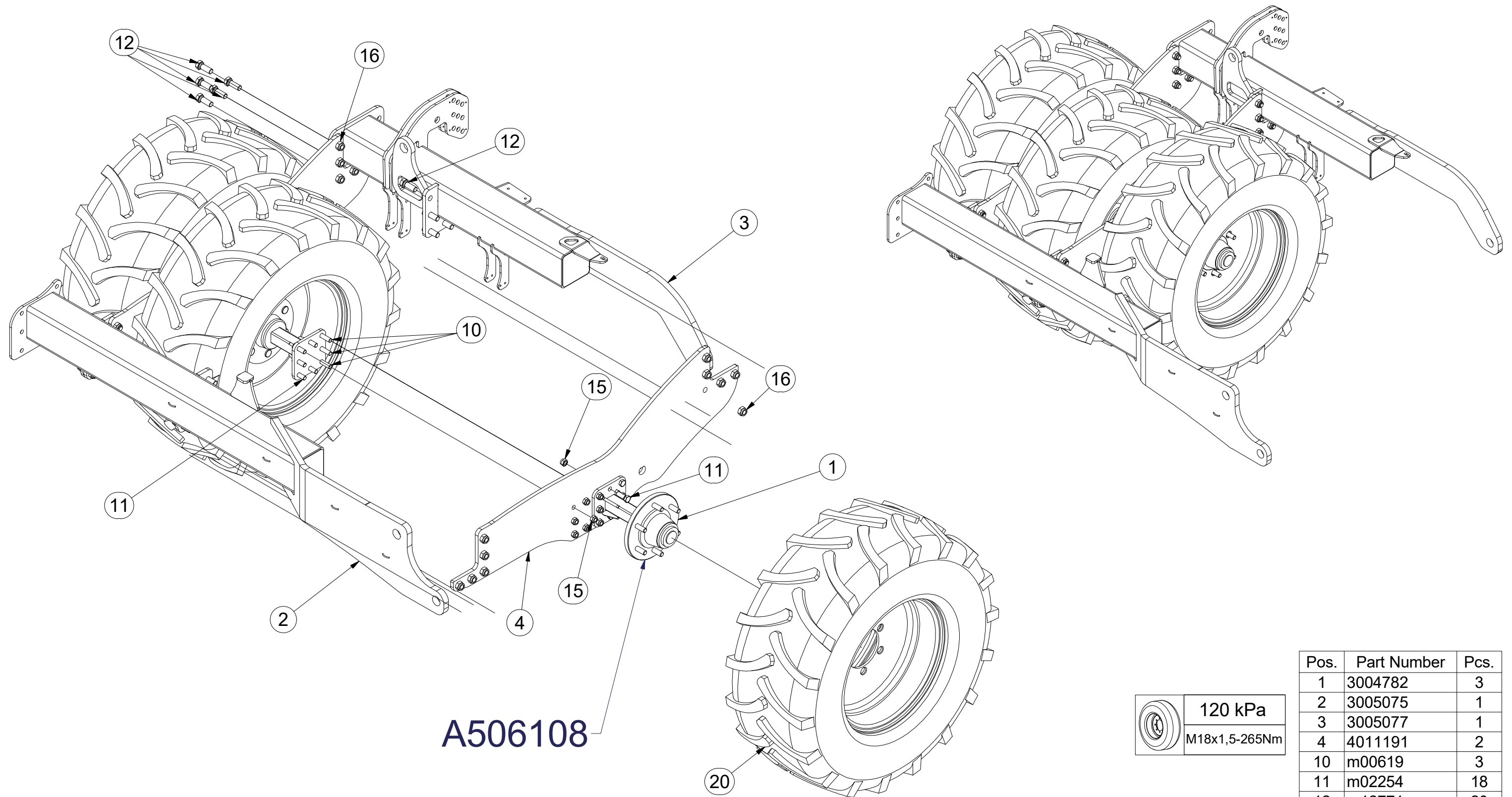
Ⓖ RIGHT SIDE FRAME OF LARGE WHEELS

Ⓡ ПРАВАЯ БОКОВАЯ РАМА БОЛЬШИХ КОЛЁС

Ⓟ PRAWA BOCZNA RAMA DUŻYCH KÓŁ



3005220



Pos.	Part Number	Pcs.
1	3004782	3
2	3005075	1
3	3005077	1
4	4011191	2
10	m00619	3
11	m02254	18
12	m12771	20
15	m03683	21
16	m05648	20
20	m12073	3

☉ STŘEDNÍ RÁM VELKÝCH KOL

Ⓧ MITTLERER RAHMEN DER GROSSEN RÄDER

Ⓣ CADRE CENTRAL DES GRANDES ROUES

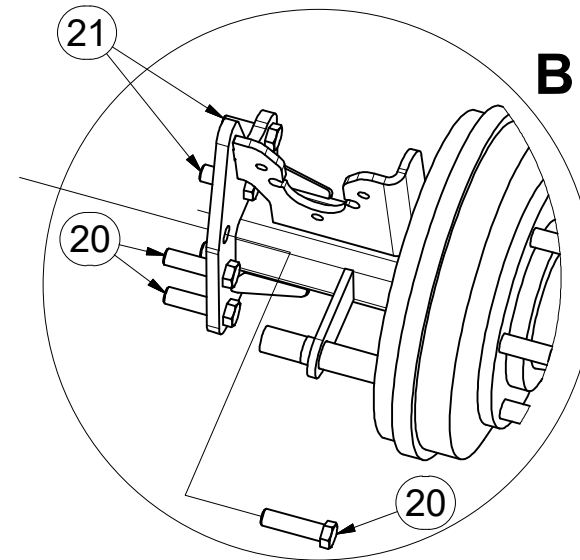
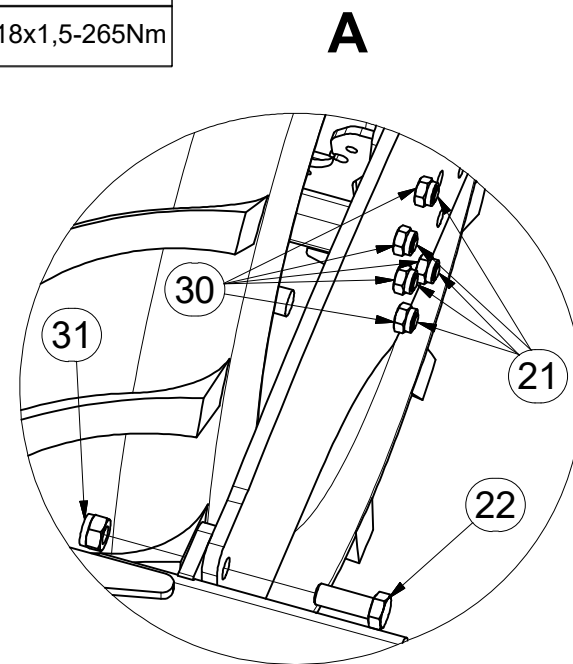
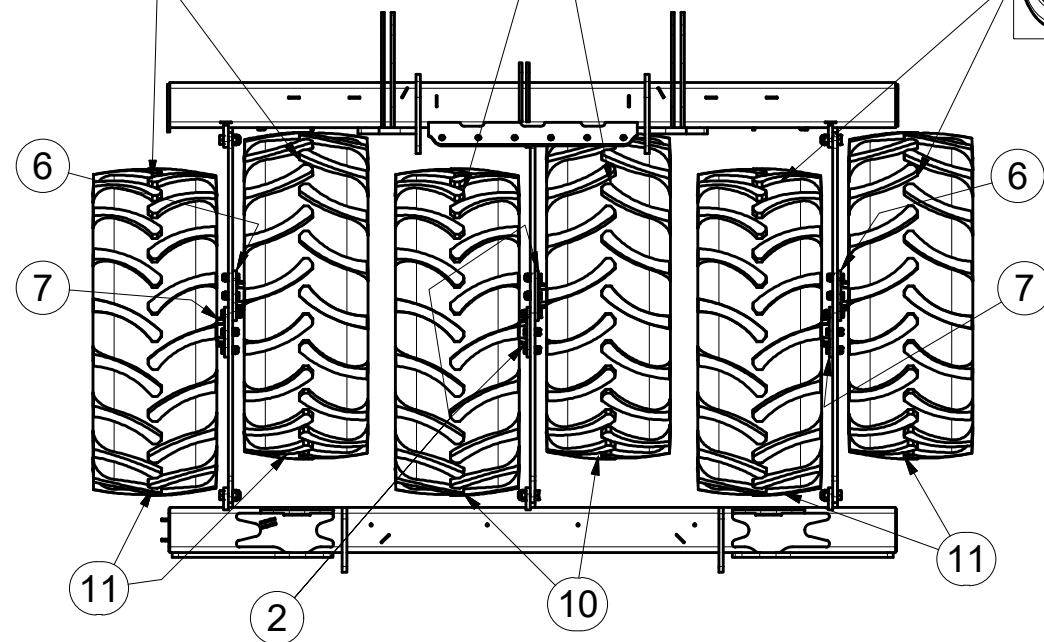
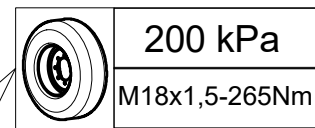
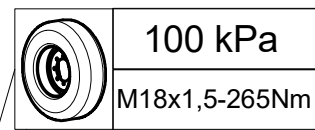
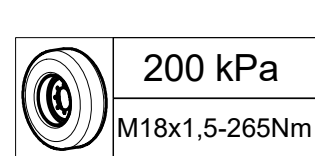
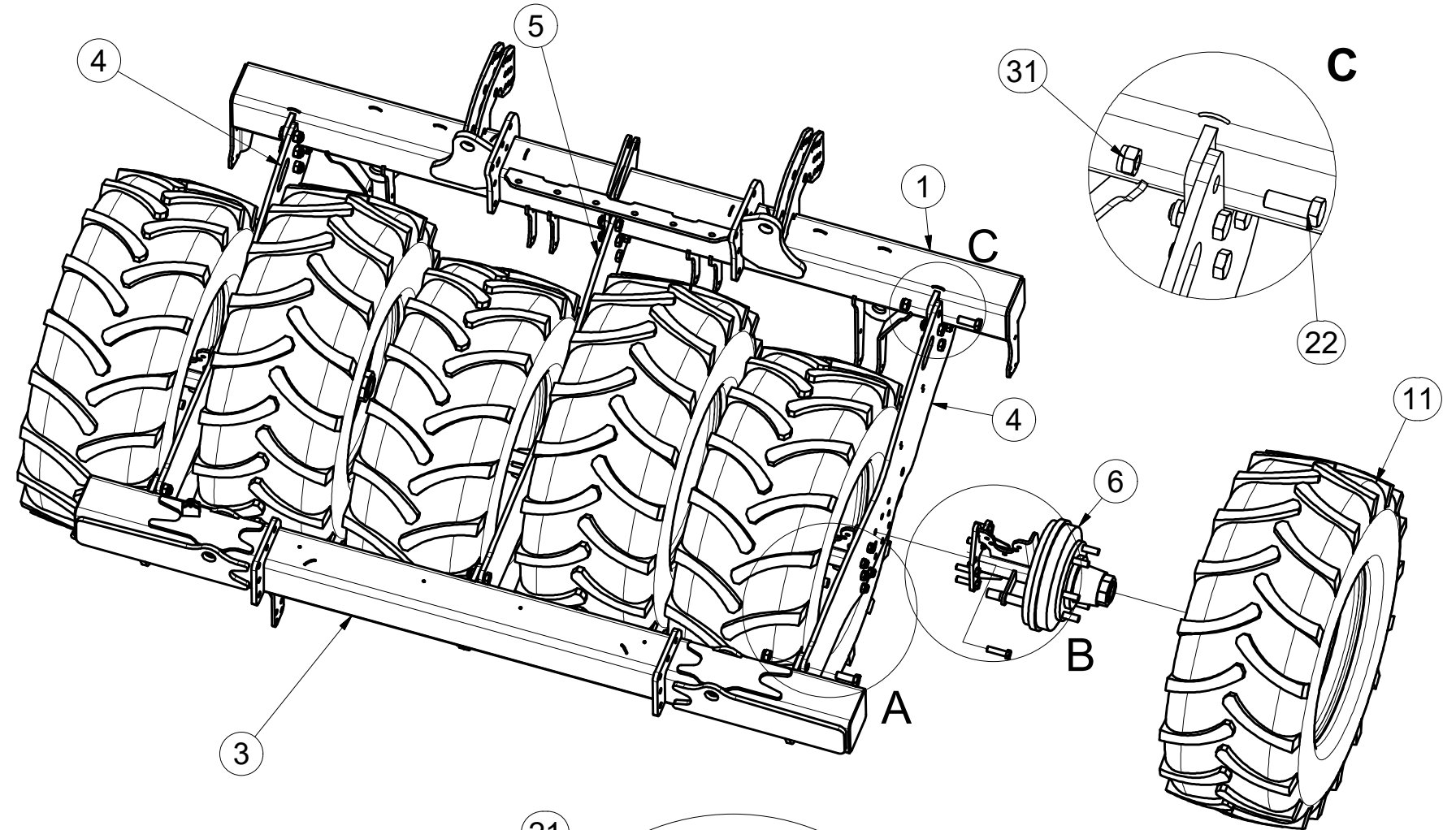
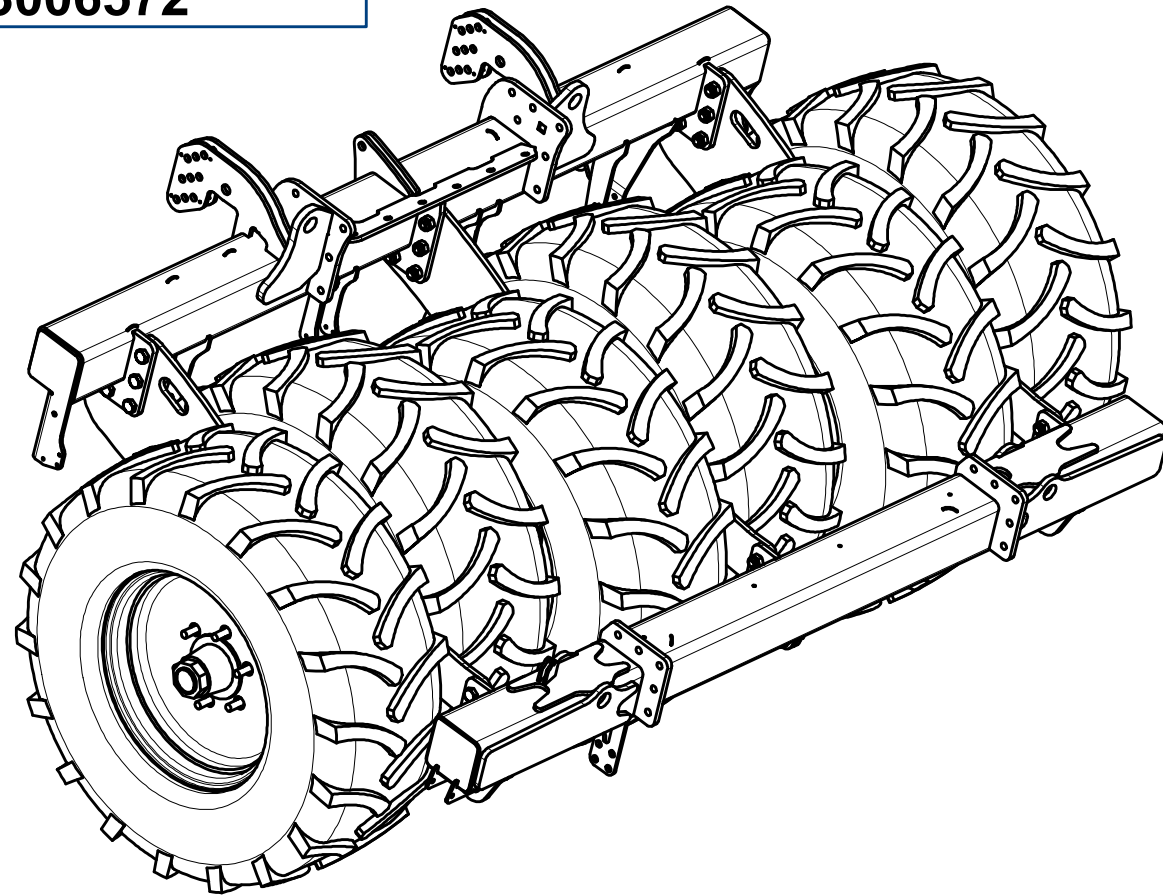
Ⓞ CENTRAL FRAME OF LARGE WHEELS

Ⓜ СРЕДНЯЯ РАМА БОЛЬШИХ КОЛЁС

Ⓟ ŚRODKOWA RAMA DUŻYCH KÓW



3006572



	M16 (8.8) - 210Nm
	M20 (8.8) - 411Nm

Pos.	Part Number	Pcs.
1	2000553	1
2	3004782	2
3	3005073	1
4	4011192	2
5	4011193	1
6	3005937	2
7	3005938	2
10	m12073	2
11	m13575	4
20	m00619	9
21	m02254	30
22	m12771	30
30	m03683	39
31	m05648	30

ⒸZ NÁPRAVA

ⒹACHSE

ⒻESSIEU

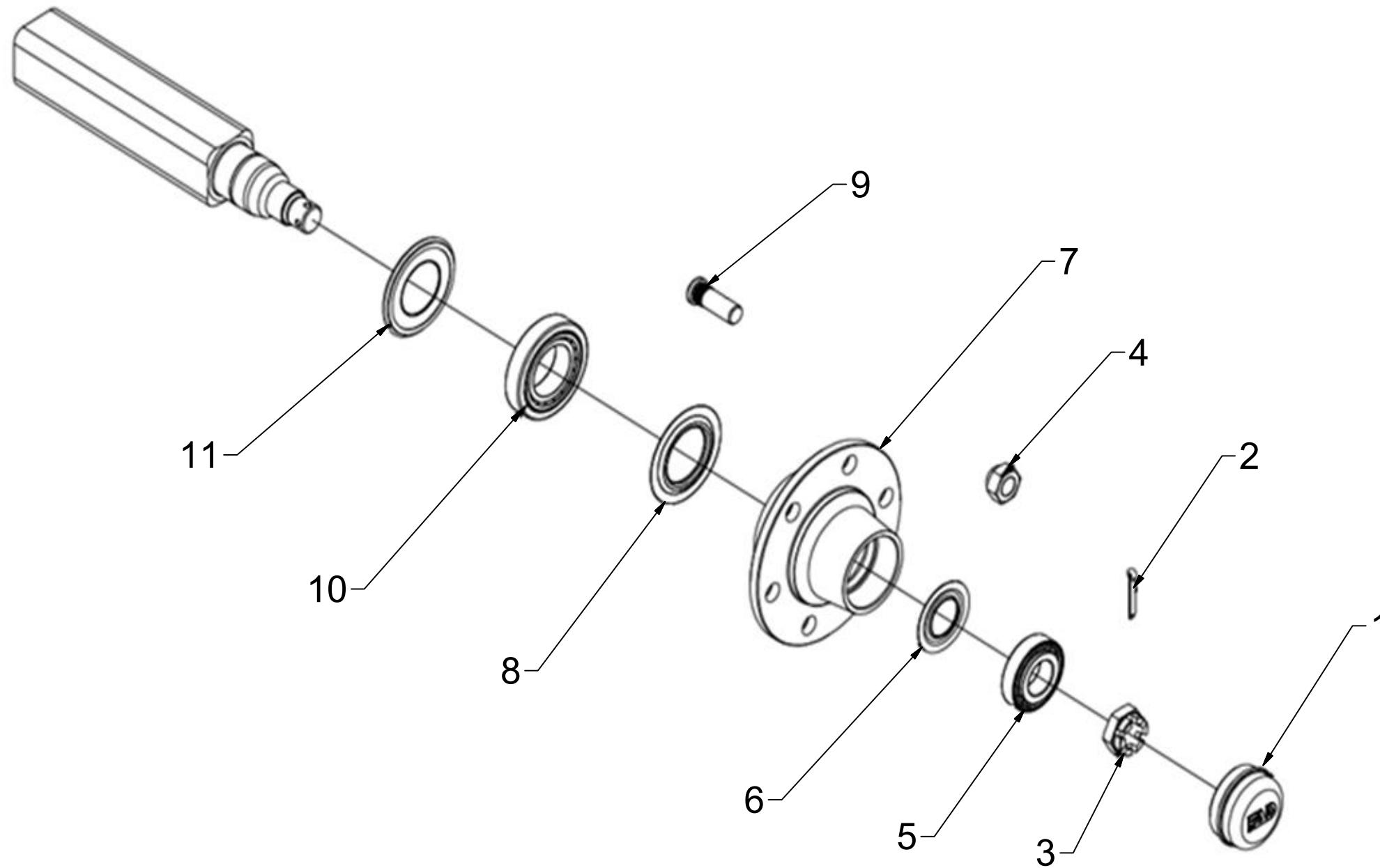
ⒼB AXLE

ⒺOCb

ⒽOS



A506108



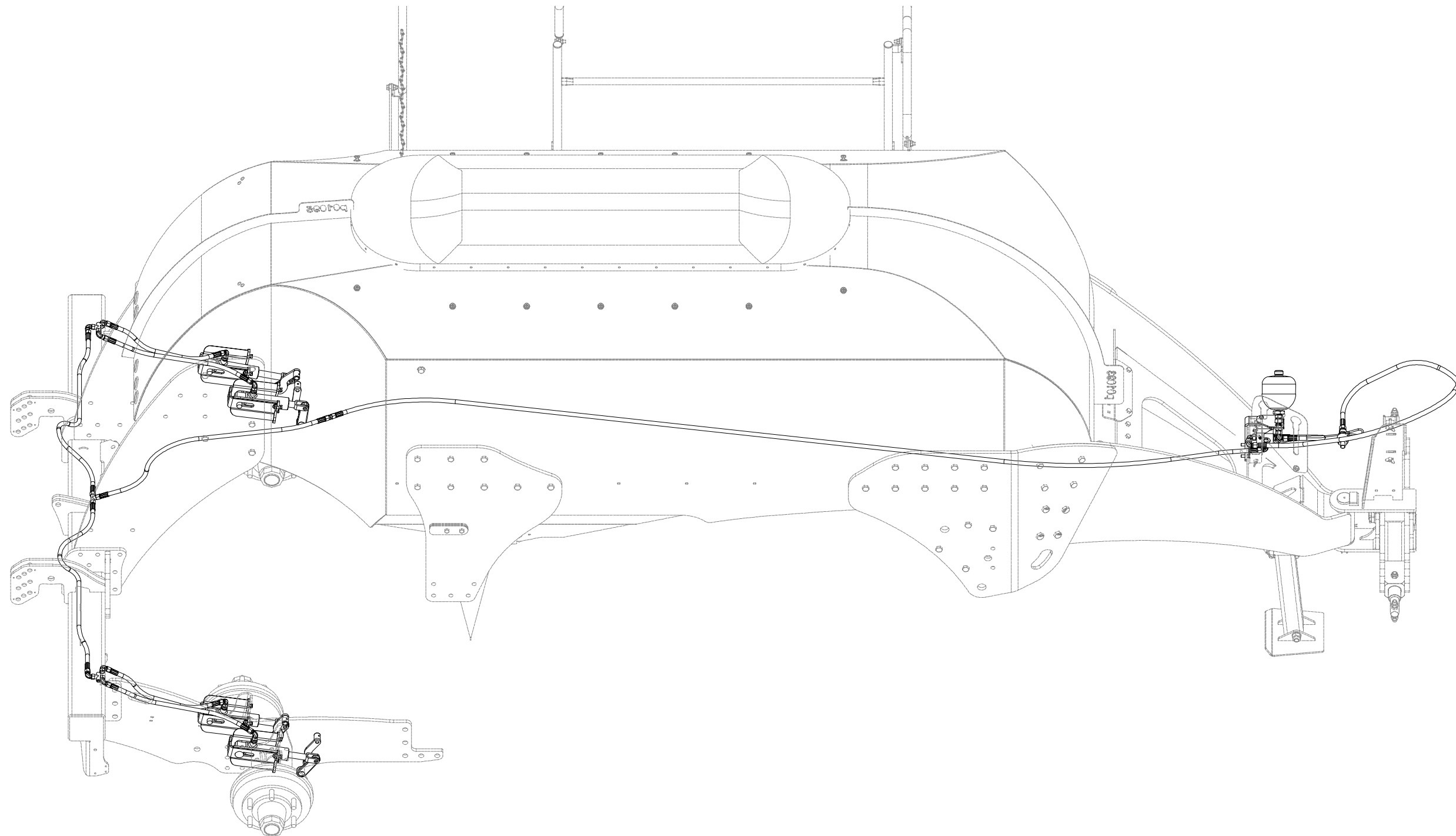
Pos.	Part Number	Pcs.
1	m15875	1
2	m15876	1
3	m15877	1
4	m15878	6
5	m15879	1
6	m15880	1
7	m15881	1
8	m15882	1
9	m15883	6
10	m15884	1
11	m15885	1

- ⒸZ HYDRAULICKÉ BRZDY
- Ⓓ HYDRAULISCHE BREMSEN
- Ⓕ FREINS HYDRAULIQUES

- ⒸB HYDRAULIC BRAKES
- Ⓔ ГИДРАВЛИЧЕСКИЕ ТОРМОЗЫ
- Ⓗ HAMULCY HYDRAULICZNE



3006325

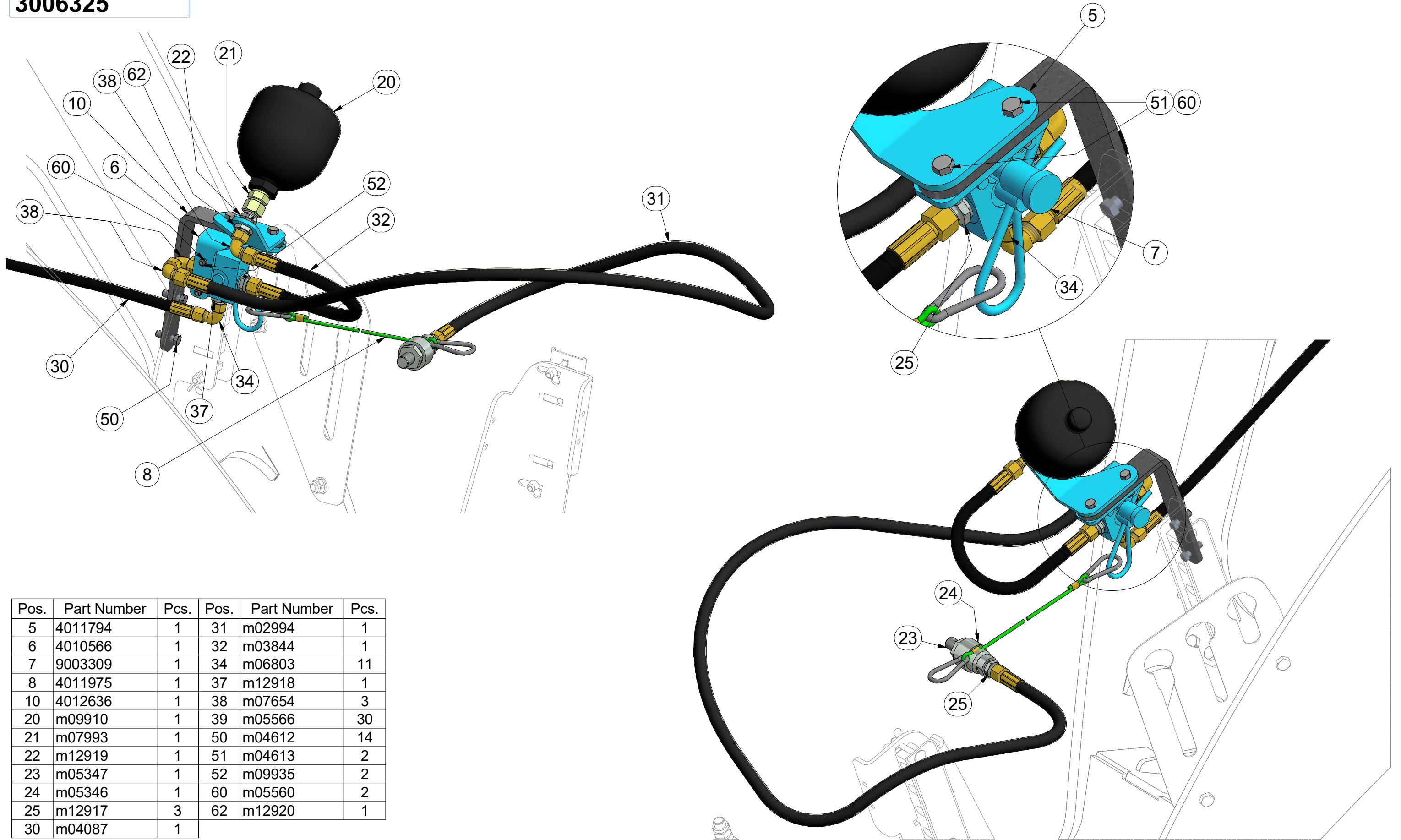


CZ HYDRAULICKÉ BRZDY
 D HYDRAULISCHE BREMSEN
 F FREINS HYDRAULIQUES

GB HYDRAULIC BRAKES
 RU ГИДРАВЛИЧЕСКИЕ ТОРМОЗЫ
 PL HAMULCY HYDRAULICZNE



3006325



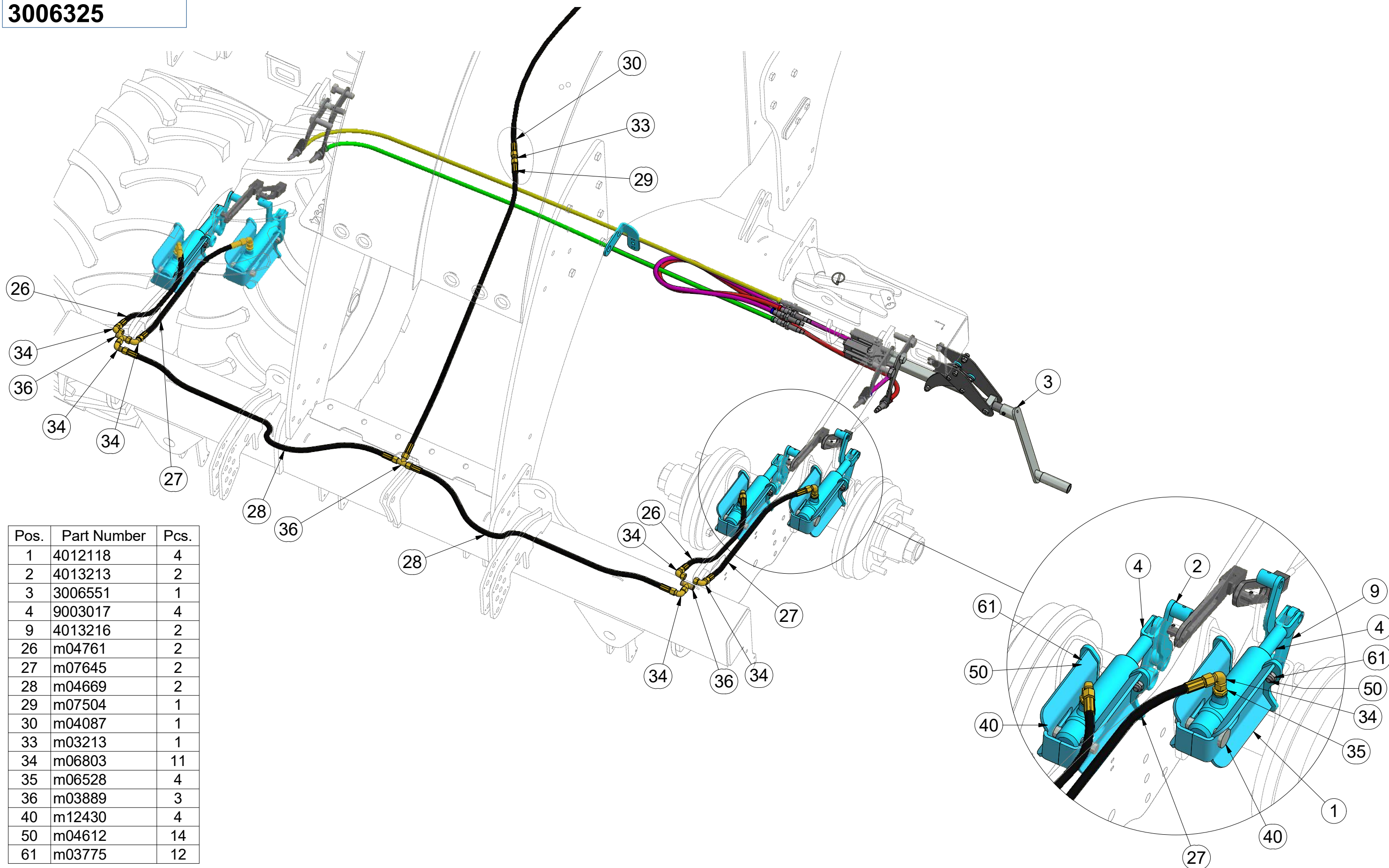
Pos.	Part Number	Pcs.	Pos.	Part Number	Pcs.
5	4011794	1	31	m02994	1
6	4010566	1	32	m03844	1
7	9003309	1	34	m06803	11
8	4011975	1	37	m12918	1
10	4012636	1	38	m07654	3
20	m09910	1	39	m05566	30
21	m07993	1	50	m04612	14
22	m12919	1	51	m04613	2
23	m05347	1	52	m09935	2
24	m05346	1	60	m05560	2
25	m12917	3	62	m12920	1
30	m04087	1			

CZ HYDRAULICKÉ BRZDY
 D HYDRAULISCHE BREMSEN
 F FREINS HYDRAULIQUES

GB HYDRAULIC BRAKES
 RU ГИДРАВЛИЧЕСКИЕ ТОРМОЗЫ
 PL HAMULCY HYDRAULICZNE



3006325



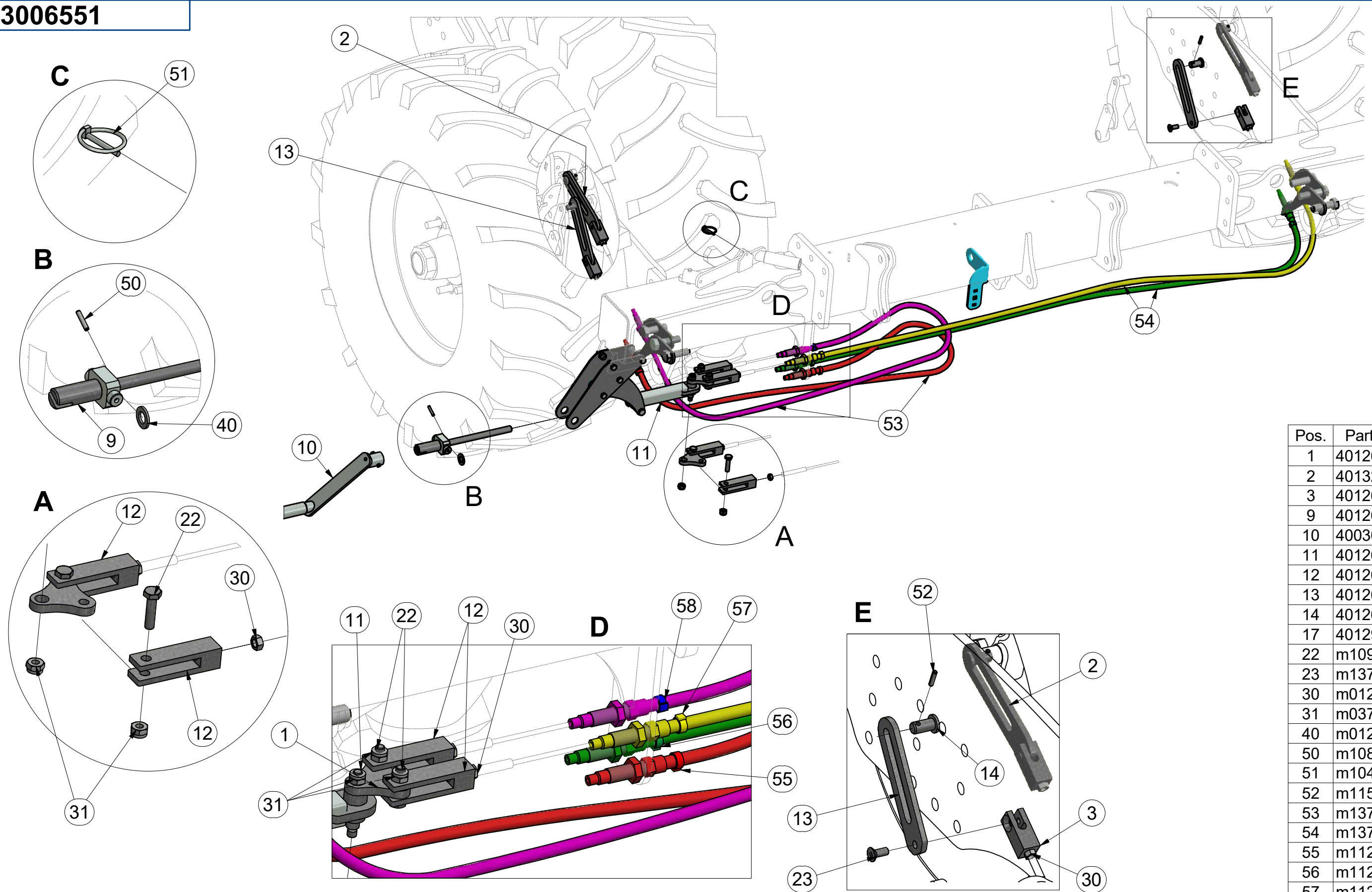
Pos.	Part Number	Pcs.
1	4012118	4
2	4013213	2
3	3006551	1
4	9003017	4
9	4013216	2
26	m04761	2
27	m07645	2
28	m04669	2
29	m07504	1
30	m04087	1
33	m03213	1
34	m06803	11
35	m06528	4
36	m03889	3
40	m12430	4
50	m04612	14
61	m03775	12

CZ RUČNÍ BRZDA
 D HANDBREMSE
 F FREIN À MAIN

GB HAND BRAKE
 RU РУЧНОЙ ТОРМОЗ
 PL HAMULEC POSTOJOWY



3006551



Pos.	Part Number	Pcs.
1	4012630	2
2	4013202	2
3	4012624	4
9	4012622	1
10	4003087	1
11	4012626	1
12	4012623	4
13	4012629	2
14	4012621	4
17	4012988	1
22	m10965	4
23	m13787	4
30	m01299	8
31	m03775	15
40	m01219	1
50	m10869	1
51	m10454	1
52	m11505	4
53	m13794	2
54	m13788	2
55	m11294	2
56	m11282	2
57	m11289	2
58	m11253	2

Ⓒ RUČNÍ BRZDA

Ⓓ HANDBREMSE

Ⓕ FREIN À MAIN

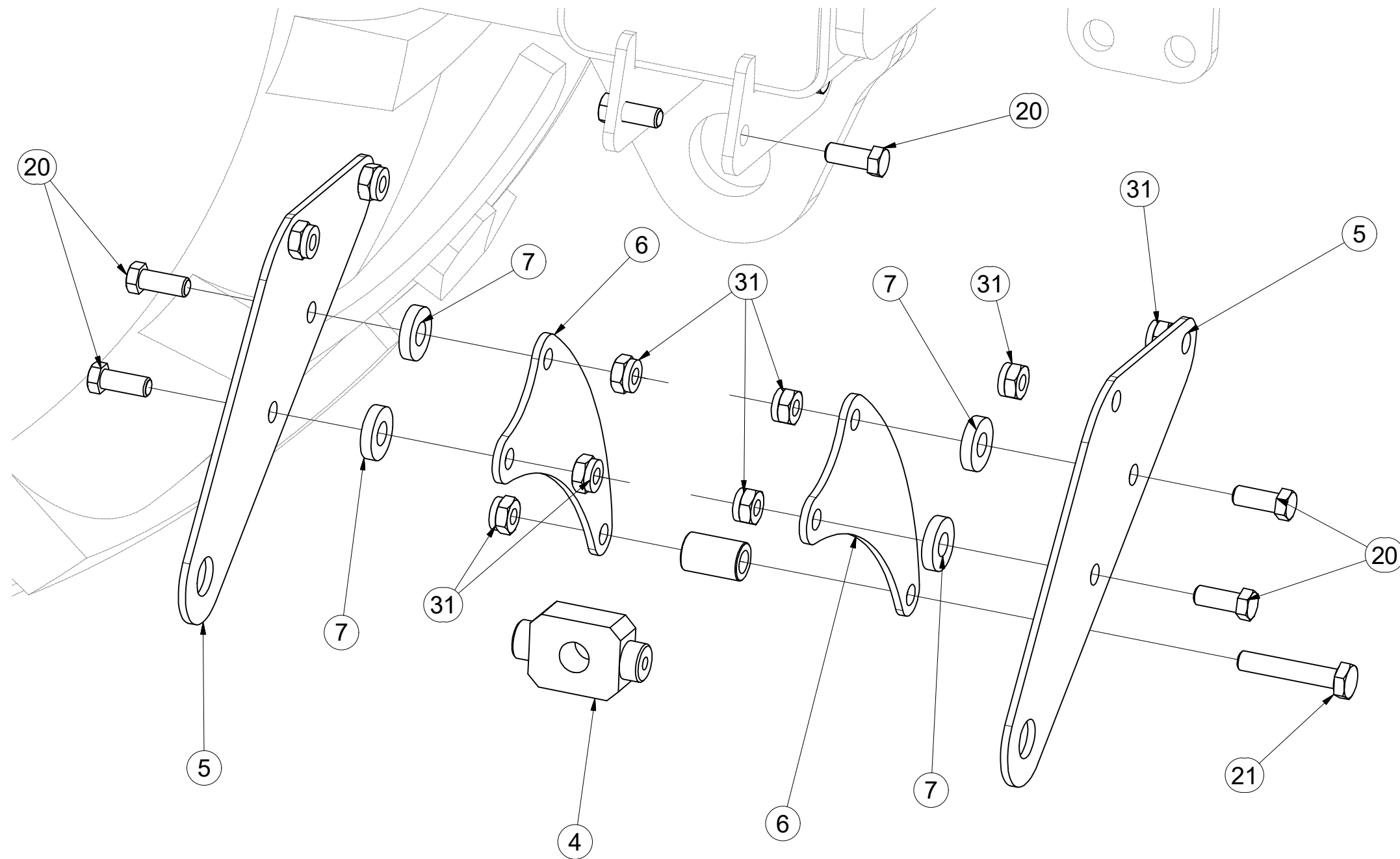
Ⓖ HAND BRAKE

Ⓡ РУЧНОЙ ТОРМОЗ

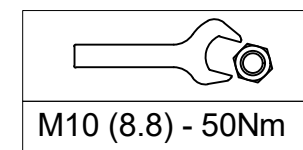
Ⓟ HAMULEC POSTOJOWY



3006551



Pos.	Part Number	Pcs.
4	4004806	1
5	4012631	2
6	4012632	2
7	8000734-40034	4
20	m03681	8
21	m06253	1
31	m03775	15

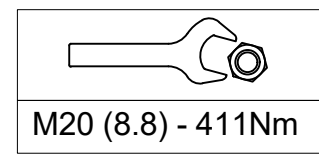
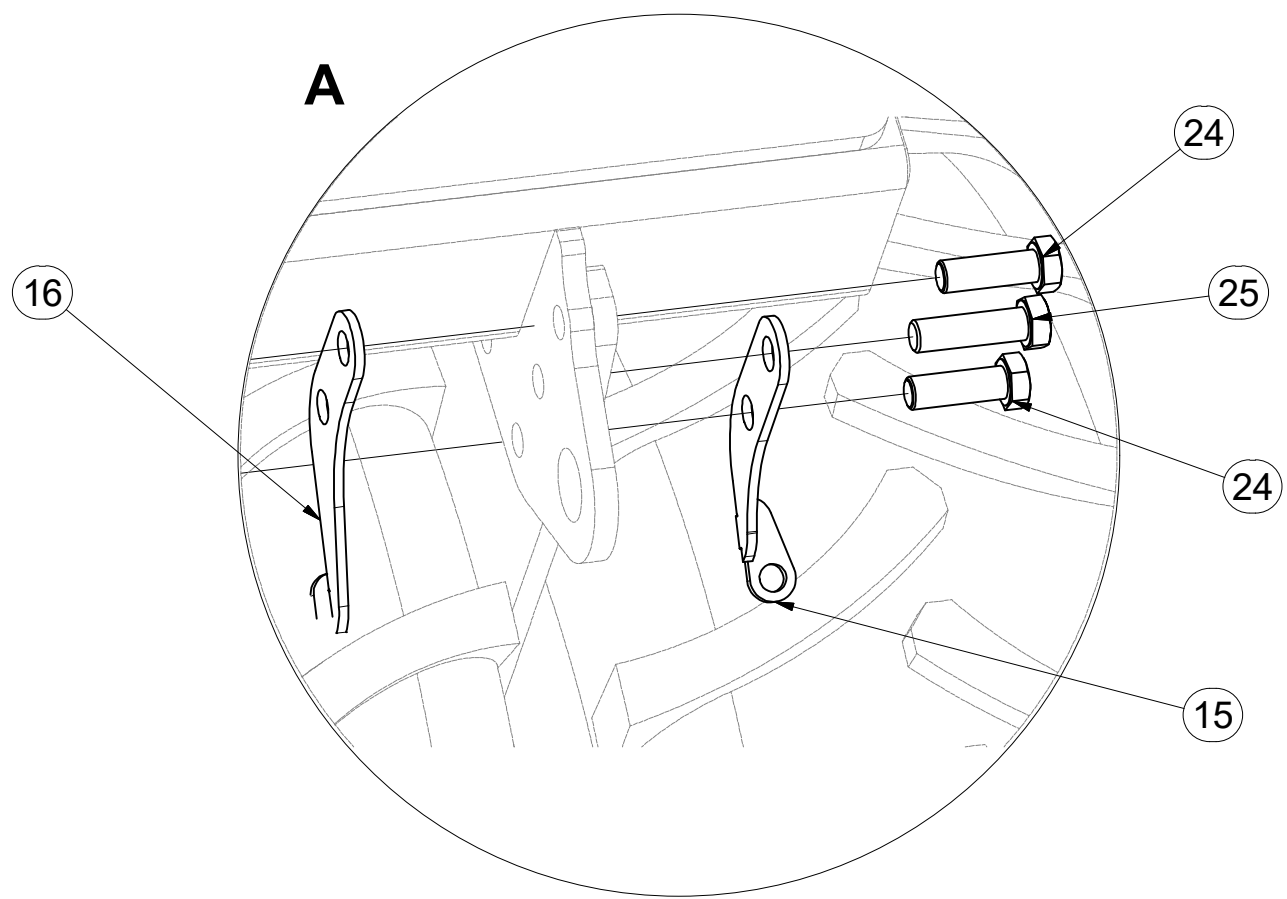
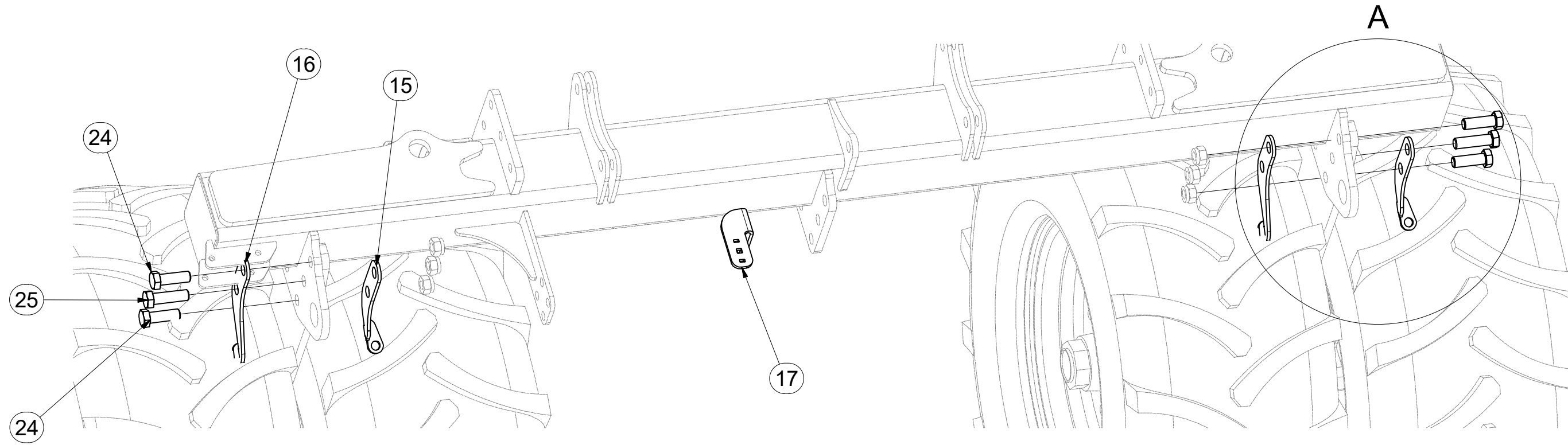


CZ RUČNÍ BRZDA
 D HANDBREMSE
 F FREIN À MAIN

GB HAND BRAKE
 RU РУЧНОЙ ТОРМОЗ
 PL HAMULEC POSTOJOWY



3006551



Pos.	Part Number	Pcs.
15	4012640	2
16	4012644	2
17	4012988	1
24	m05747	4
25	m03115	2

☉ KLIKA RUČNÍ BRZDY

☉ KURBEL DER HANDBREMSE

☉ POIGNEE DU FREIN A MAIN

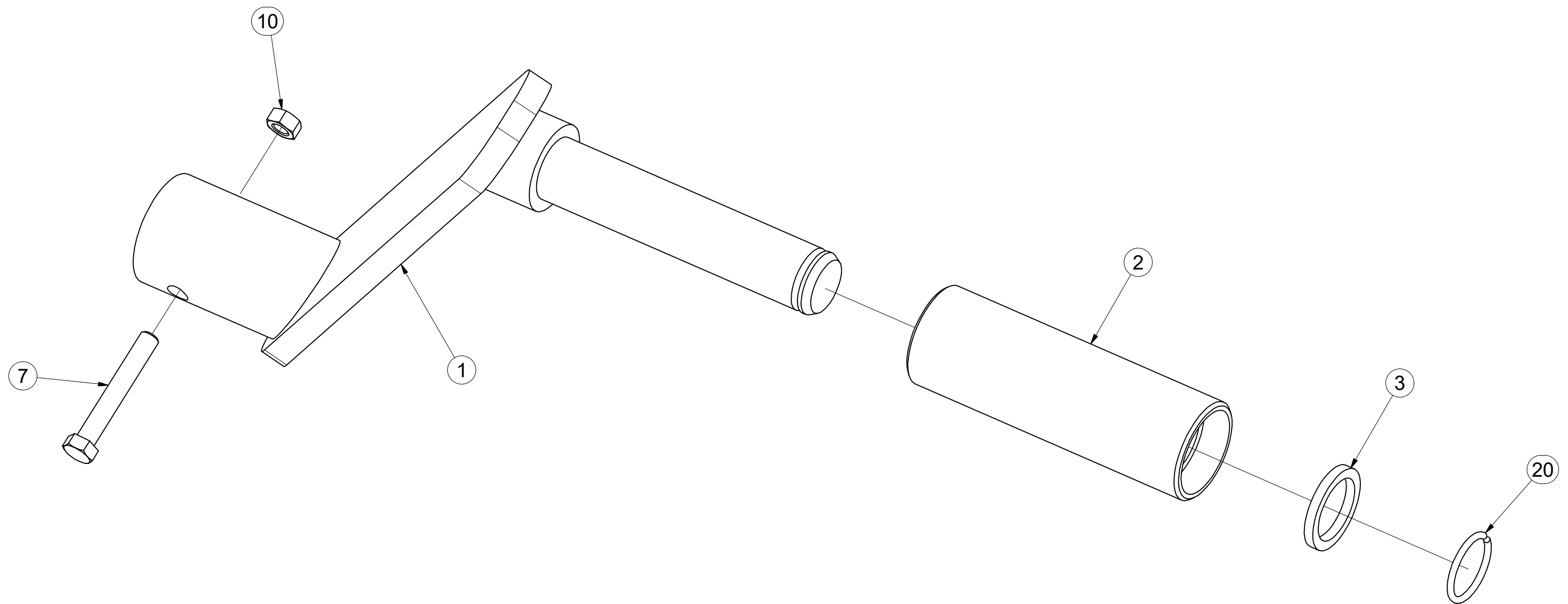
☉ HAND BRAKE HANDLE

☉ РУКОЯТКА РУЧНОГО ТОРМОЗА

☉ DŹWIGNIA HAMULCA RĘCZNEGO

Farmet

4003087



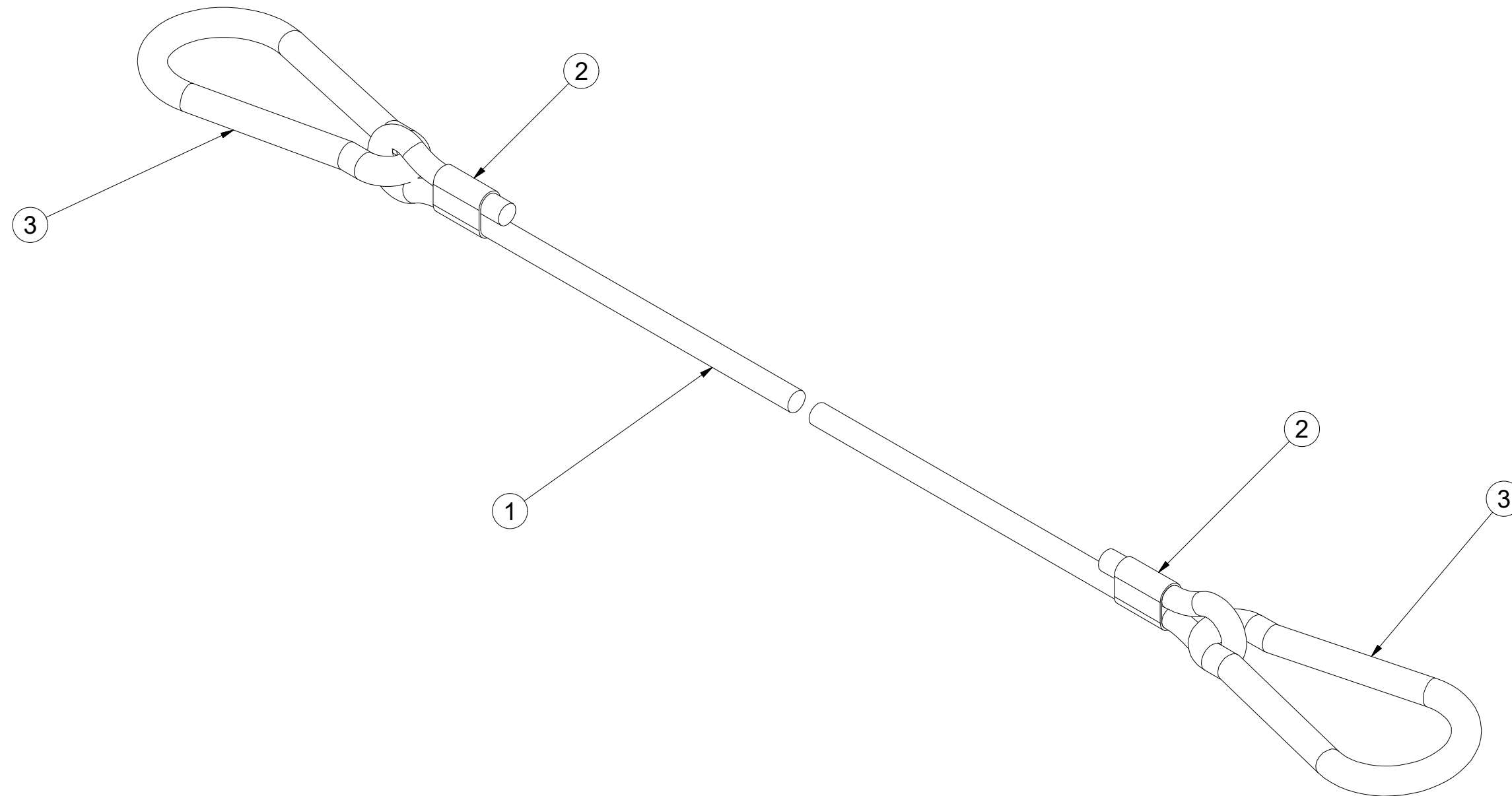
Pos.	Part Number	Pcs.
1	4003092	1
2	4001533	1
3	4004828	1
7	m04641	1
10	m01295	1
20	m06561	1

Ⓒ HYDRAULICKÉ BRZDY
Ⓓ HYDRAULISCHE BREMSEN
Ⓕ FREINS HYDRAULIQUES

Ⓒ HYDRAULIC BRAKES
Ⓔ ГИДРАВЛИЧЕСКИЕ ТОРМОЗЫ
Ⓕ HAMULCY HYDRAULICZNE



4011975



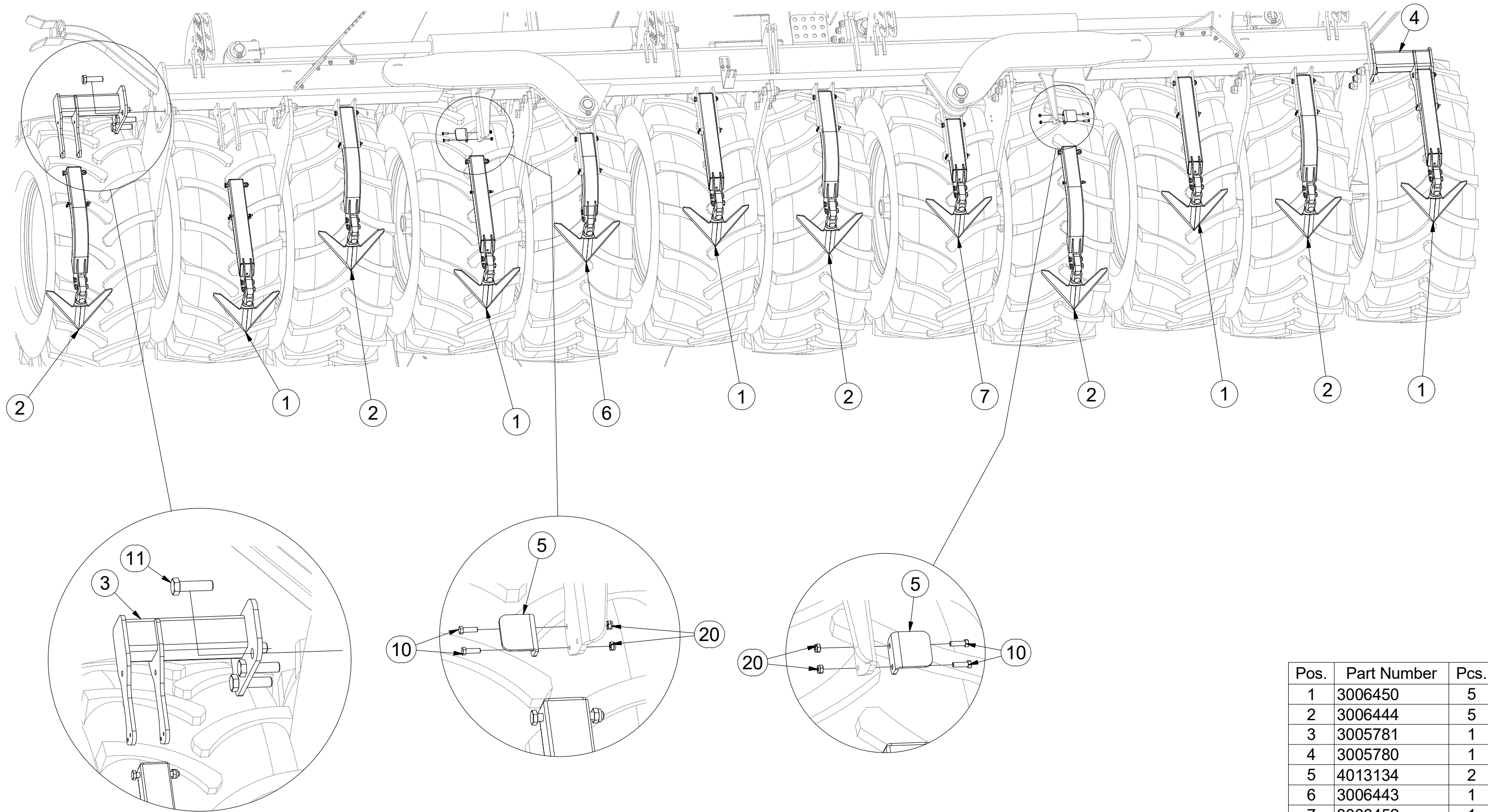
Pos.	Part Number	Pcs.
1	m13231	2
2	m09824	2
3	m05391	4

- Ⓒ SADA ŠKRABEK
- Ⓓ ABSTREIFERSATZ
- Ⓕ KIT DE RACLOIRS

- Ⓒ SET OF SCRAPERS
- Ⓓ КОМПЛЕКТ СКРЕБКОВ
- Ⓕ ZESTAW ZGARNIAREK



3006588



Pos.	Part Number	Pcs.
1	3006450	5
2	3006444	5
3	3005781	1
4	3005780	1
5	4013134	2
6	3006443	1
7	3006452	1
10	m01074	4
11	m03115	8
20	m05560	4

☉ ŠKRABKA BLIŽŠÍHO KOLA DELŠÍ

☐ ABSTREIFER DES NÄHEREN RADS LÄNGER

☐ RACLOIR DE LA ROUE LA PLUS PROCHE – PLUS LONG

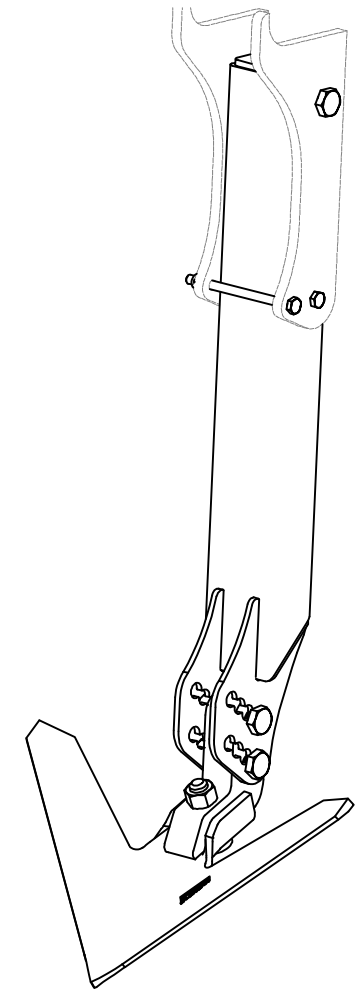
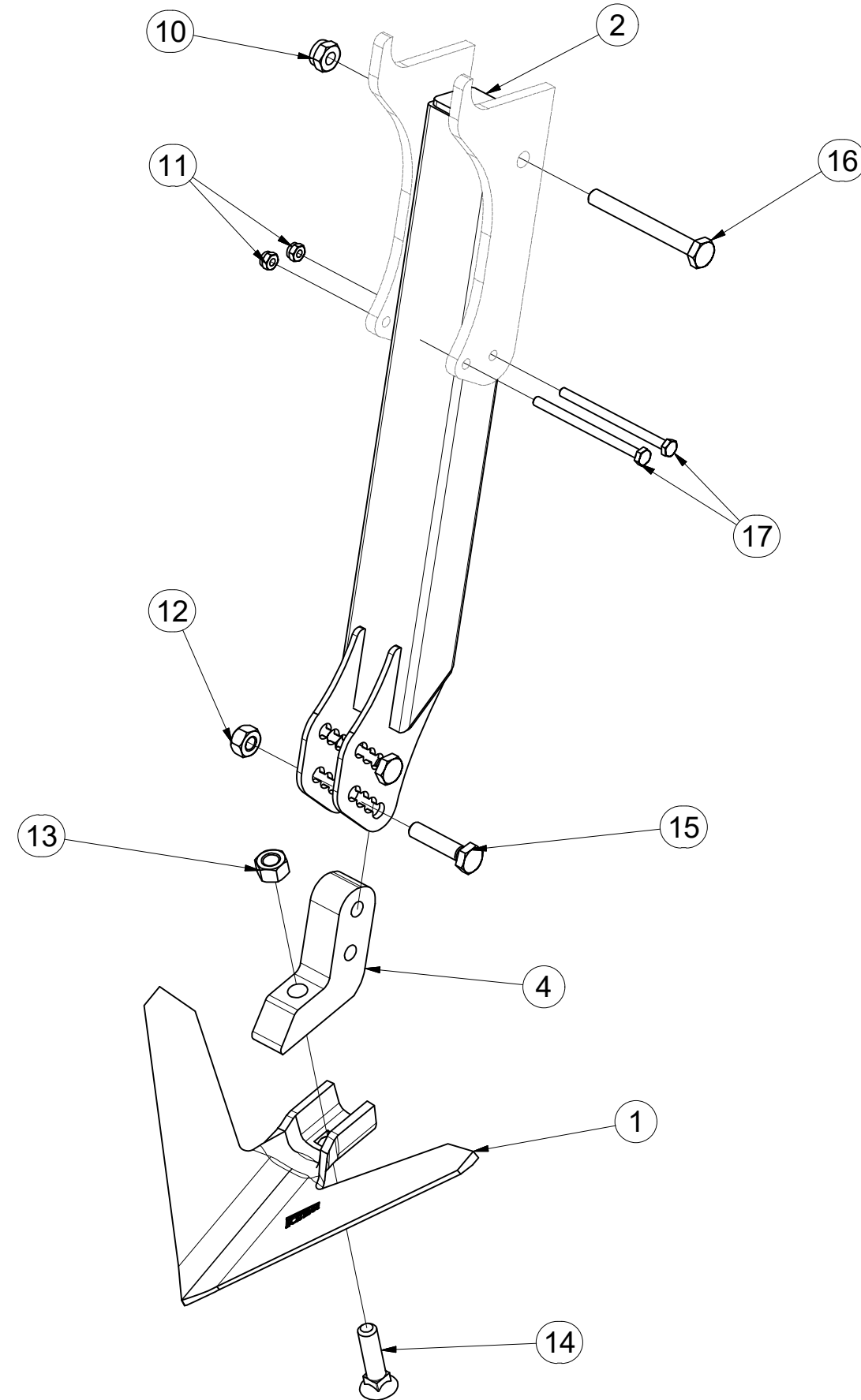
☉ SCRAPER OF THE NEAR WHEEL, LONGER

☐ КРЕБОК БЛИЖНЕГО КОЛЕСА ДЛИННЫЙ

☐ ZGARNIARKA BLIŻSZEGO KOŁA DALSZA



3006450



M6 (5.6) - 4,51Nm
M10 (8.8) - 50Nm
M12 (12.9) - 147Nm

Pos.	Part Number	Pcs.
1	3000236-KOO	1
2	3006445	1
4	4012922	1
10	m03775	1
11	m05560	2
12	m08830	2
13	m10439	1
14	m10440	1
15	m10444	2
16	m10555	1
17	m13891	2

Ⓒ ŠKRABKA BLIŽŠÍHO KOLA DELŠÍ

Ⓓ ABSTREIFER DES NÄHEREN RADS LÄNGER

Ⓕ RACLOIR DE LA ROUE LA PLUS PROCHE - PLUS LONG

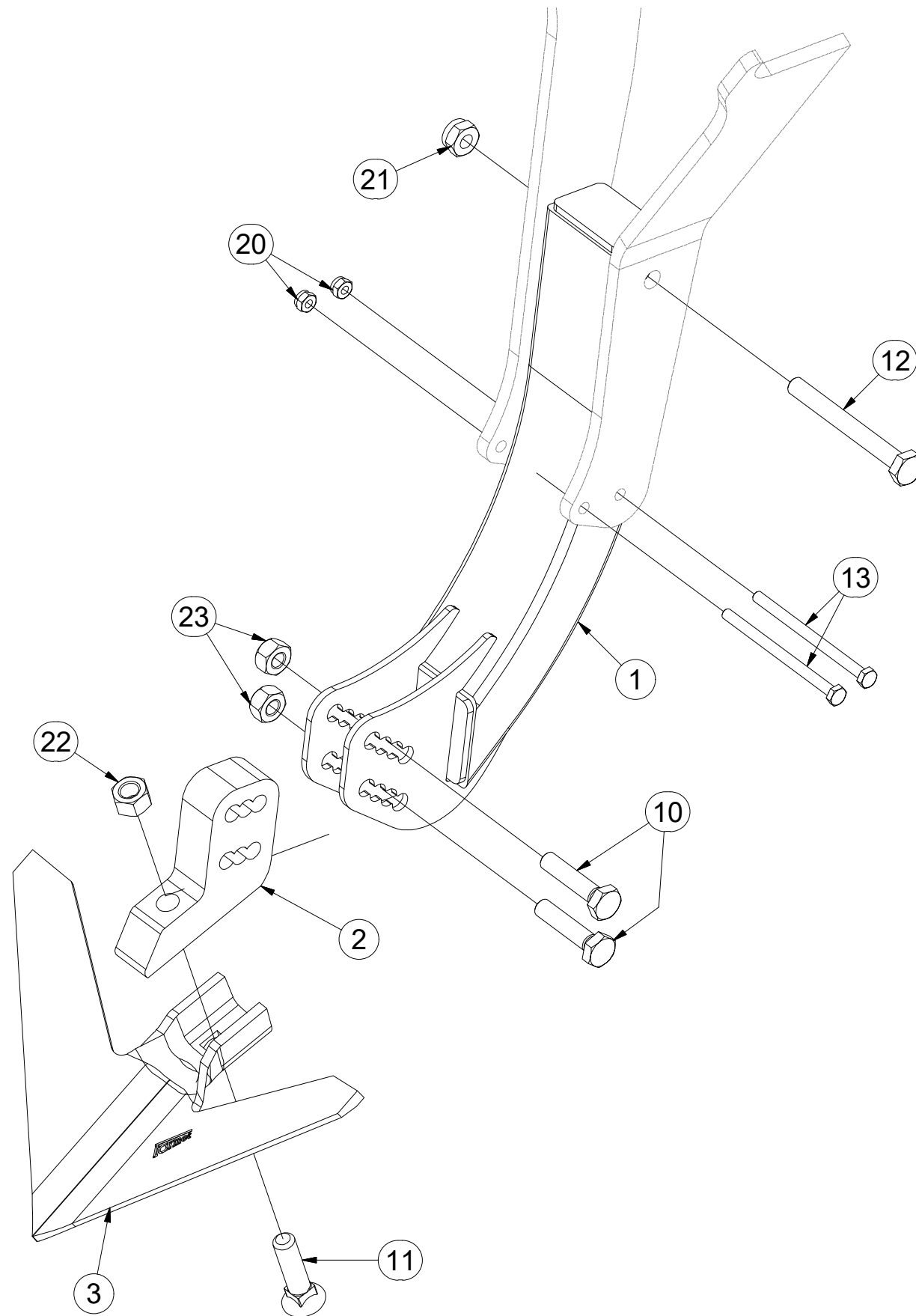
Ⓖ SCRAPER OF THE NEAR WHEEL, LONGER

Ⓡ СКРЕБОК БЛИЖНЕГО КОЛЕСА ДЛИННЫЙ

Ⓟ ZGARNIARKA BLIŻSZEGO KOŁA DALSZA

Farmet

3006443



Pos.	Part Number	Pcs.
1	3006446	1
2	4012922	1
3	3000236-KOO	1
10	m10444	2
11	m10440	1
12	m10555	1
13	m13891	2
20	m05560	2
21	m03775	1
22	m10439	1
23	m08830	2

☉ ŠKRABKA VZDÁLENĚJŠÍHO KOLA DELŠÍ

☉ ABSTREIFER DES ENTFERNTEREN RADS LÄNGER

☉ RACLOIR DE LA ROUE LA PLUS ÉLOIGNÉE – PLUS LONG

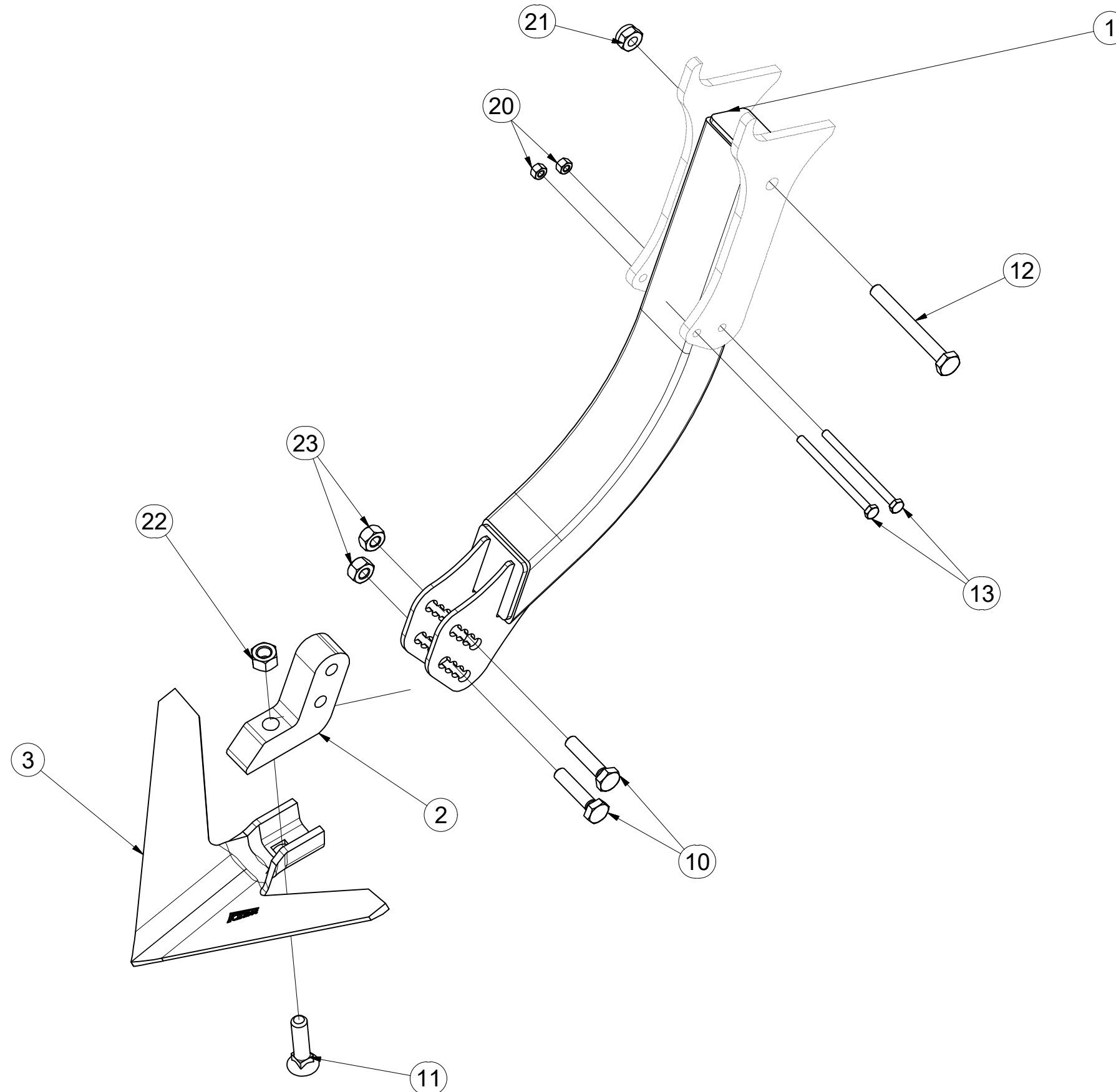
☉ SCRAPER OF THE FAR WHEEL, LONGER

☉ СКРЕБОК ДАЛЬНЕГО КОЛЕСА ДЛИННЫЙ

☉ ZGARNIARKA DALSZEGO KOŁA DALSZA



3006444



Pos.	Part Number	Pcs.
1	3006447	1
2	4012922	1
3	3000236-KOO	1
10	m10444	2
11	m10440	1
12	m10555	1
13	m13891	2
20	m05560	2
21	m03775	1
22	m10439	1
23	m08830	2

Ⓒ ŠKRABKA BLIŽŠÍHO KOLA DELŠÍ

Ⓓ ABSTREIFER DES NÄHEREN RADS LÄNGER

Ⓕ RACLOIR DE LA ROUE LA PLUS PROCHE - PLUS LONG

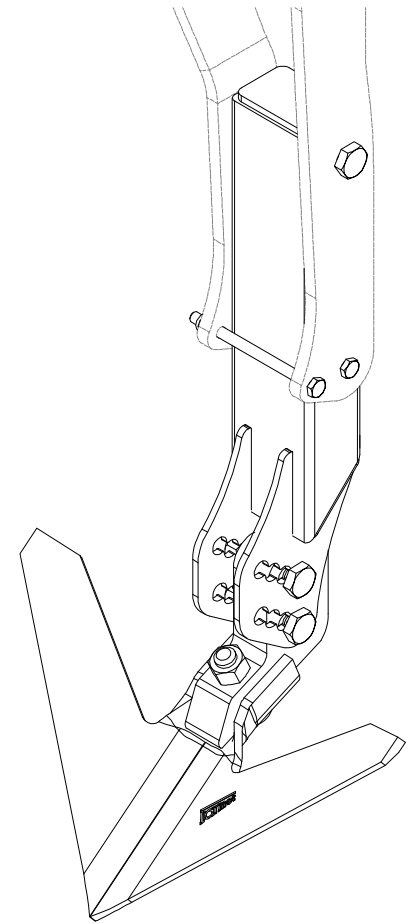
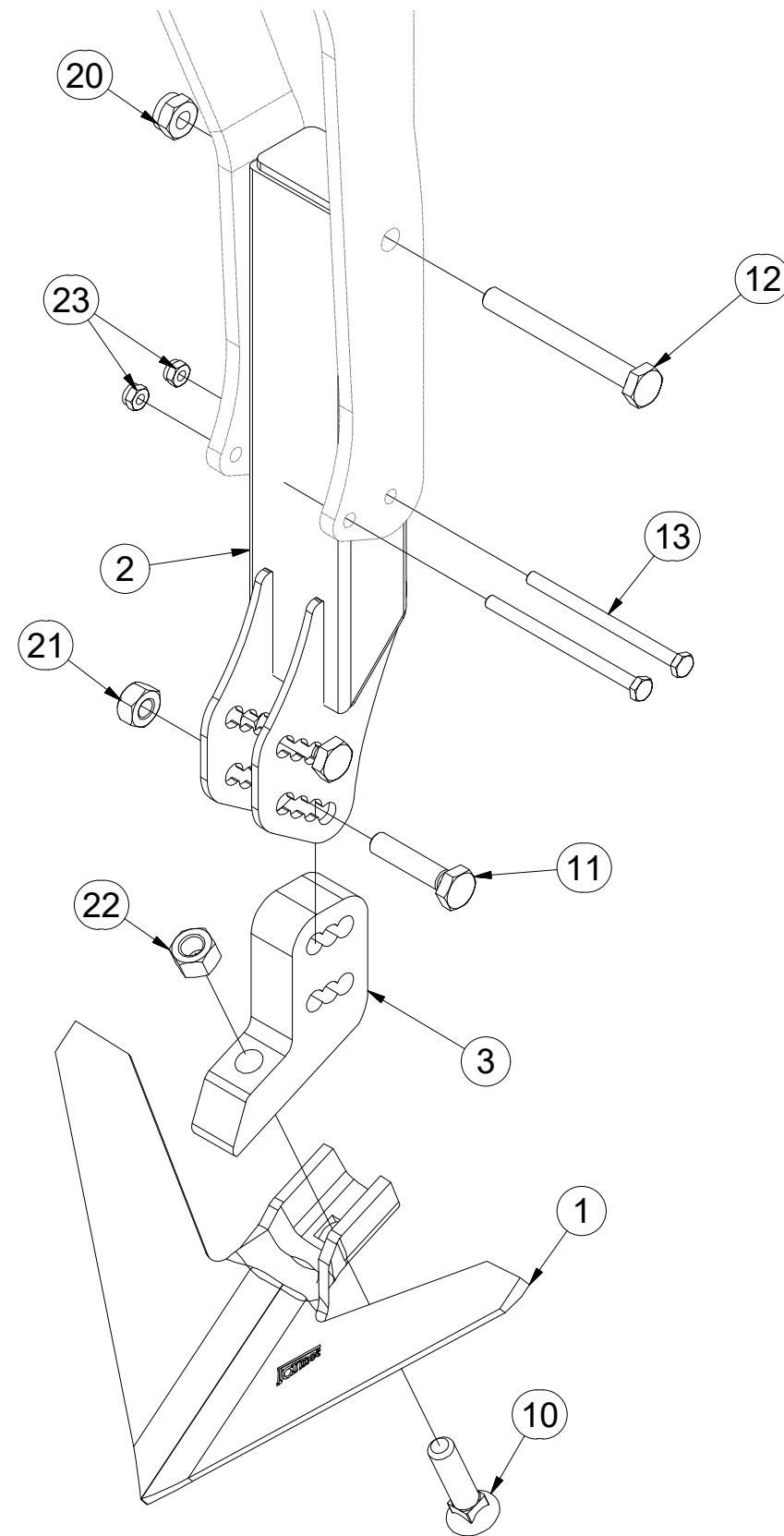
Ⓖ SCRAPER OF THE NEAR WHEEL, LONGER


Ⓡ СКРЕБОК БЛИЖНЕГО КОЛЕСА ДЛИННЫЙ

Ⓟ ZGARNIARKA BLIŻSZEGO KOŁA DALSZA

Farmet

3006452




M6 (5.6) - 4,51Nm
M10 (8.8) - 50Nm
M12 (12.9) - 147Nm

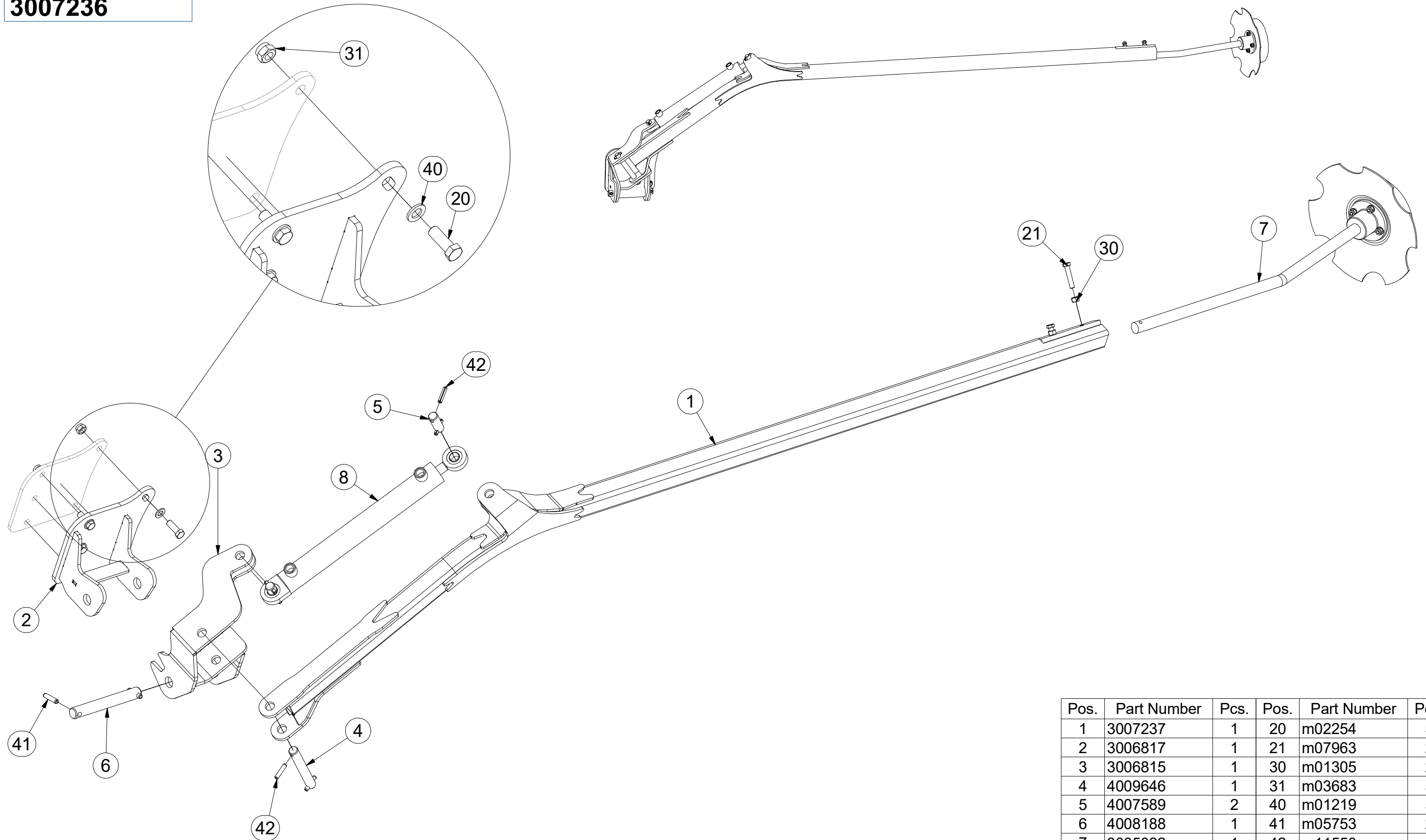
Pos.	Part Number	Pcs.
1	3000236-KOO	1
2	3006451	1
3	4012922	1
10	m10440	1
11	m10444	2
12	m10555	1
13	m13891	2
20	m03775	1
21	m08830	2
22	m10439	1
23	m05560	2

CZ ZNAMENÁK LEVÝ
 D SPURREISSER LINKS
 F MARQUEUR GAUCHE

GB MARKER LEFT
 RU МАРКЕР ЛЕВЫЙ
 PL ZNACZNIK LEWY



3007236



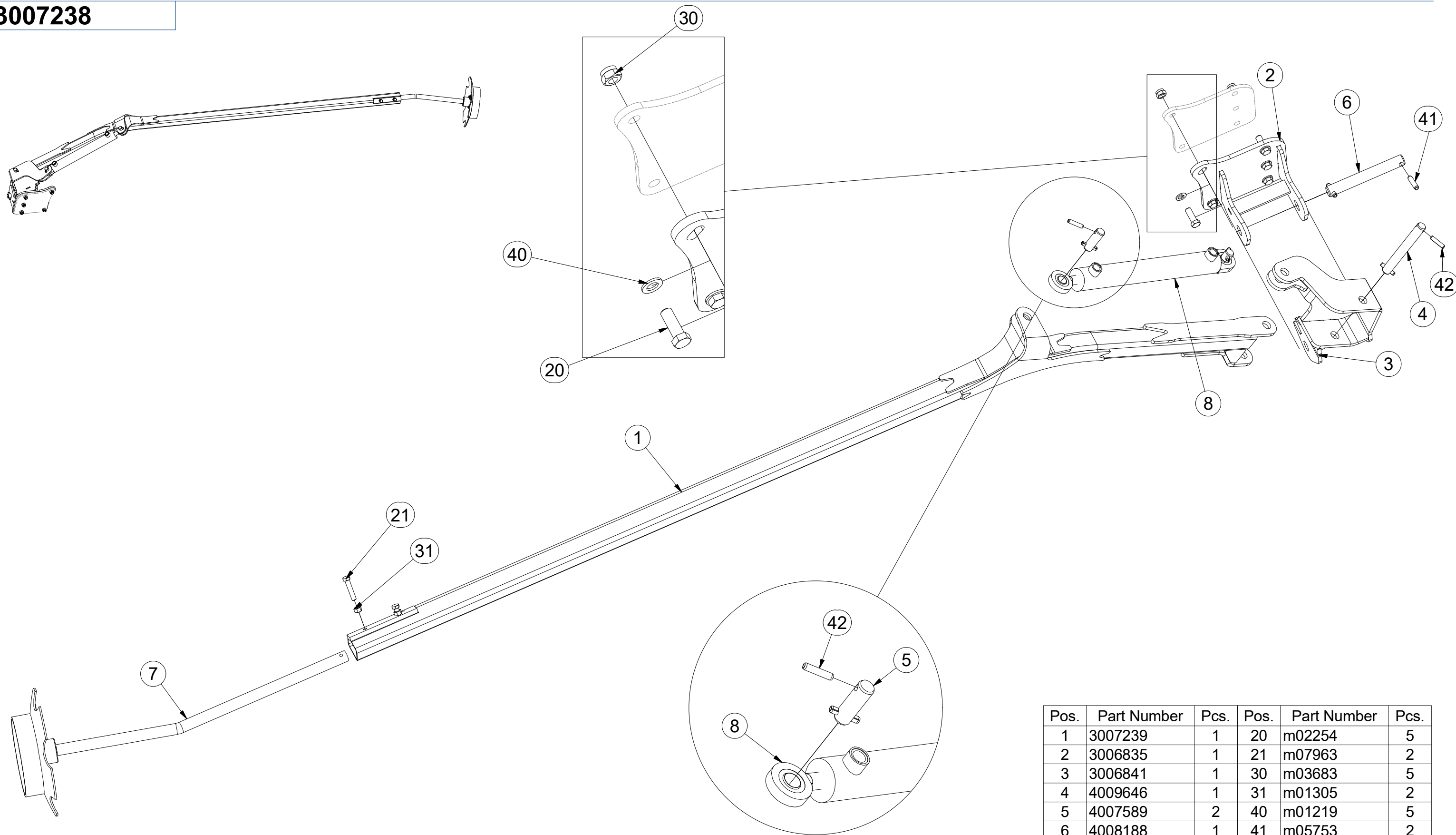
Pos.	Part Number	Pcs.	Pos.	Part Number	Pcs.
1	3007237	1	20	m02254	5
2	3006817	1	21	m07963	2
3	3006815	1	30	m01305	2
4	4009646	1	31	m03683	5
5	4007589	2	40	m01219	5
6	4008188	1	41	m05753	2
7	3005022	1	42	m11550	6
8	9001889	1			

CZ ZNAMENÁK PRAVÝ
 D SPURREISSER RECHTS
 F MARQUEUR DROIT

GB MARKER RIGHT
 RU МАРКЕР ПРАВЫЙ
 PL ZNACZNIK PRAWY



3007238



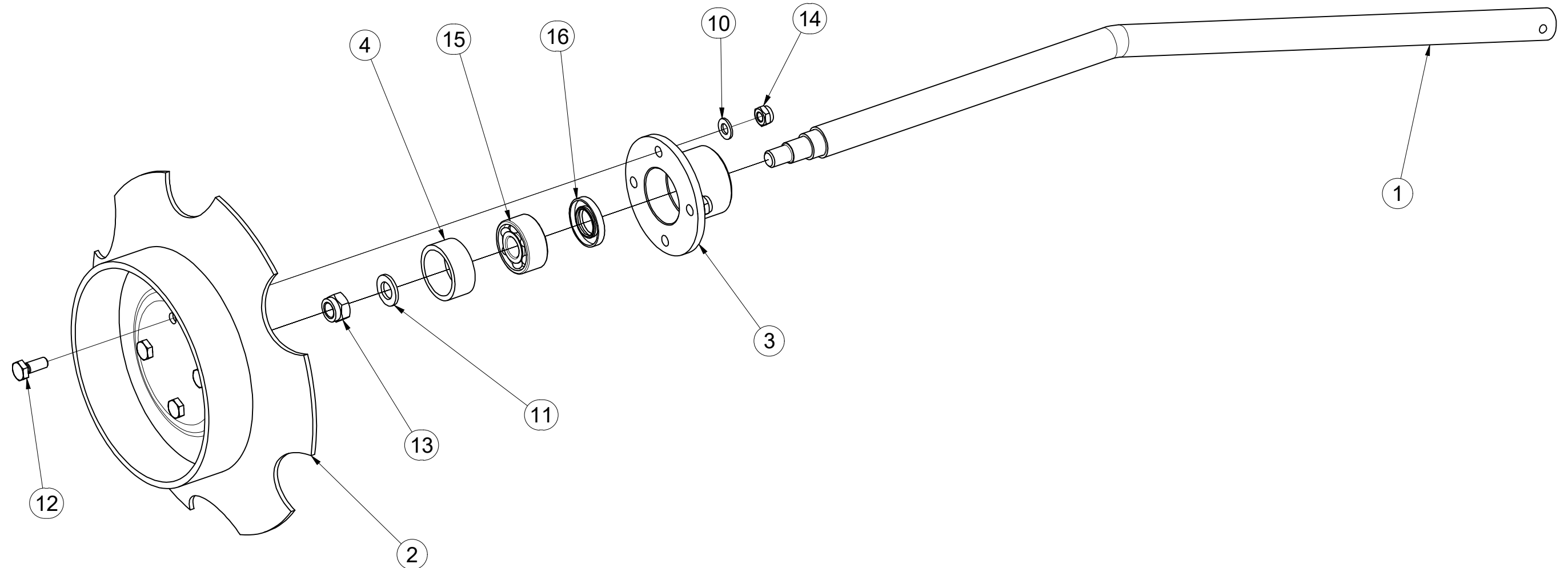
Pos.	Part Number	Pcs.	Pos.	Part Number	Pcs.
1	3007239	1	20	m02254	5
2	3006835	1	21	m07963	2
3	3006841	1	30	m03683	5
4	4009646	1	31	m01305	2
5	4007589	2	40	m01219	5
6	4008188	1	41	m05753	2
7	3005022	1	42	m11550	6
8	9001889	1			

CZ NÁSTAVEC ZNAČENÍ KOMPLET
 D AUFBAU MARKIERUNG KOMPLETT
 F RALLONGE DE MARQUAGE COMPLÈTE

GB MARKING ATTACHMENT ASSEMBLY
 RU НАСАДКА МАРКИРОВКИ КОМПЛЕКТ
 PL PRZEDŁUŻENIE ZNA CZENIA KOMPLET



3005022



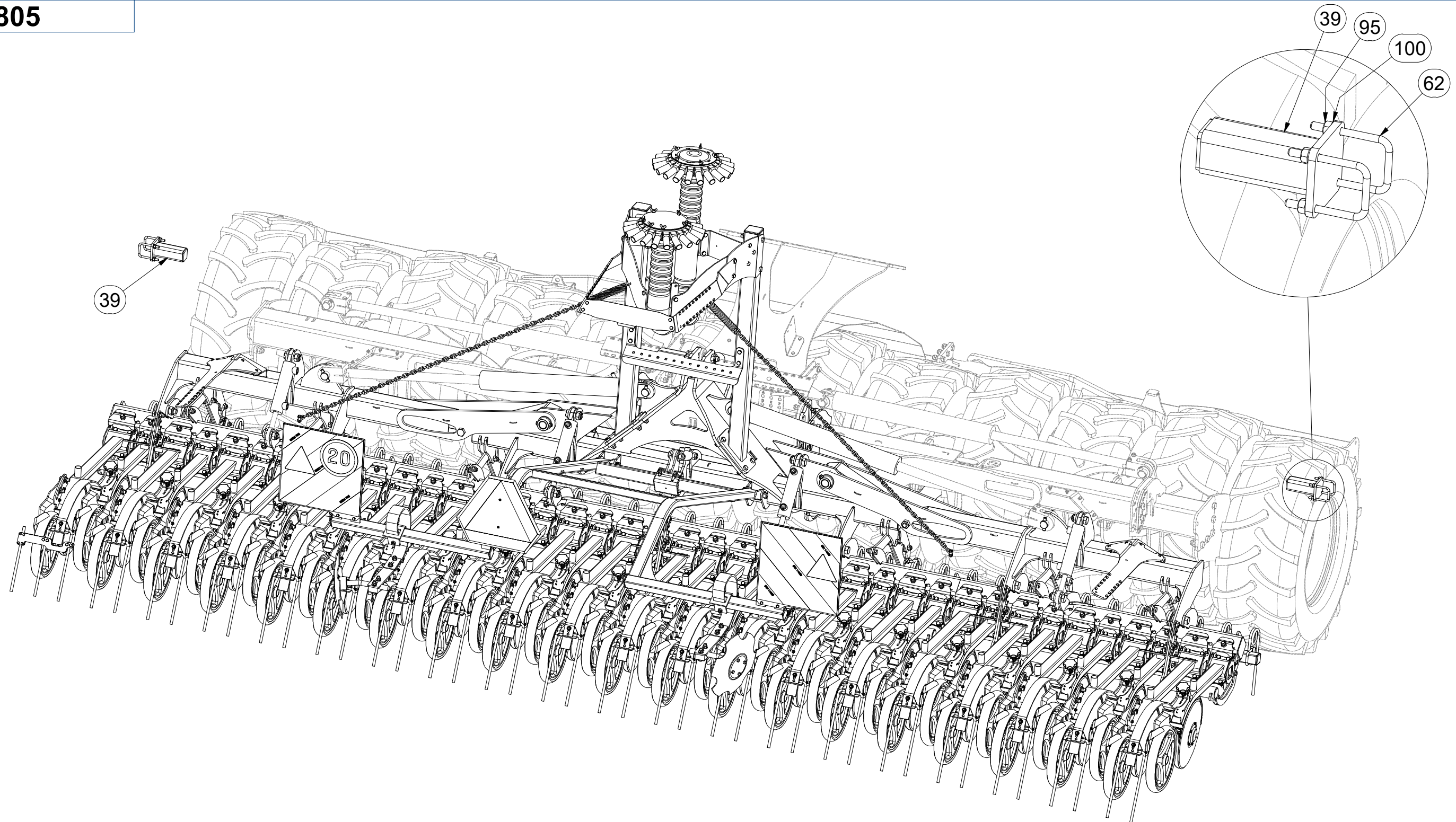
Pos.	Part Number	Pcs.
1	3002493	1
3	3002492	1
2	4013218	1
15	m09405	1
16	m09406	1
4	4004296	1
11	m01219	1
13	m03683	1
10	m01209	4
12	m03681	4
14	m03775	4

CZ SEKCE PRACOVNÍ SECÍ
 D ARBEITSSEKTION AUSSAAT
 F SECTION DE TRAVAIL - SEMIS

GB WORKING SECTION - SOWING
 RU СЕКЦИЯ РАБОЧАЯ ВЫСЕВАЮЩАЯ
 PL SEKCJA SIEWU ROBOCZEGO



3007805



Pos.	Part Number	Pcs.
39	4008737	2
62	m10132	4
95	m08830	8
100	m01209	10

Ⓒ SEKCE PRACOVNÍ SECÍ

Ⓓ ARBEITSSEKTION AUSSAAT

Ⓕ SECTION DE TRAVAIL - SEMIS

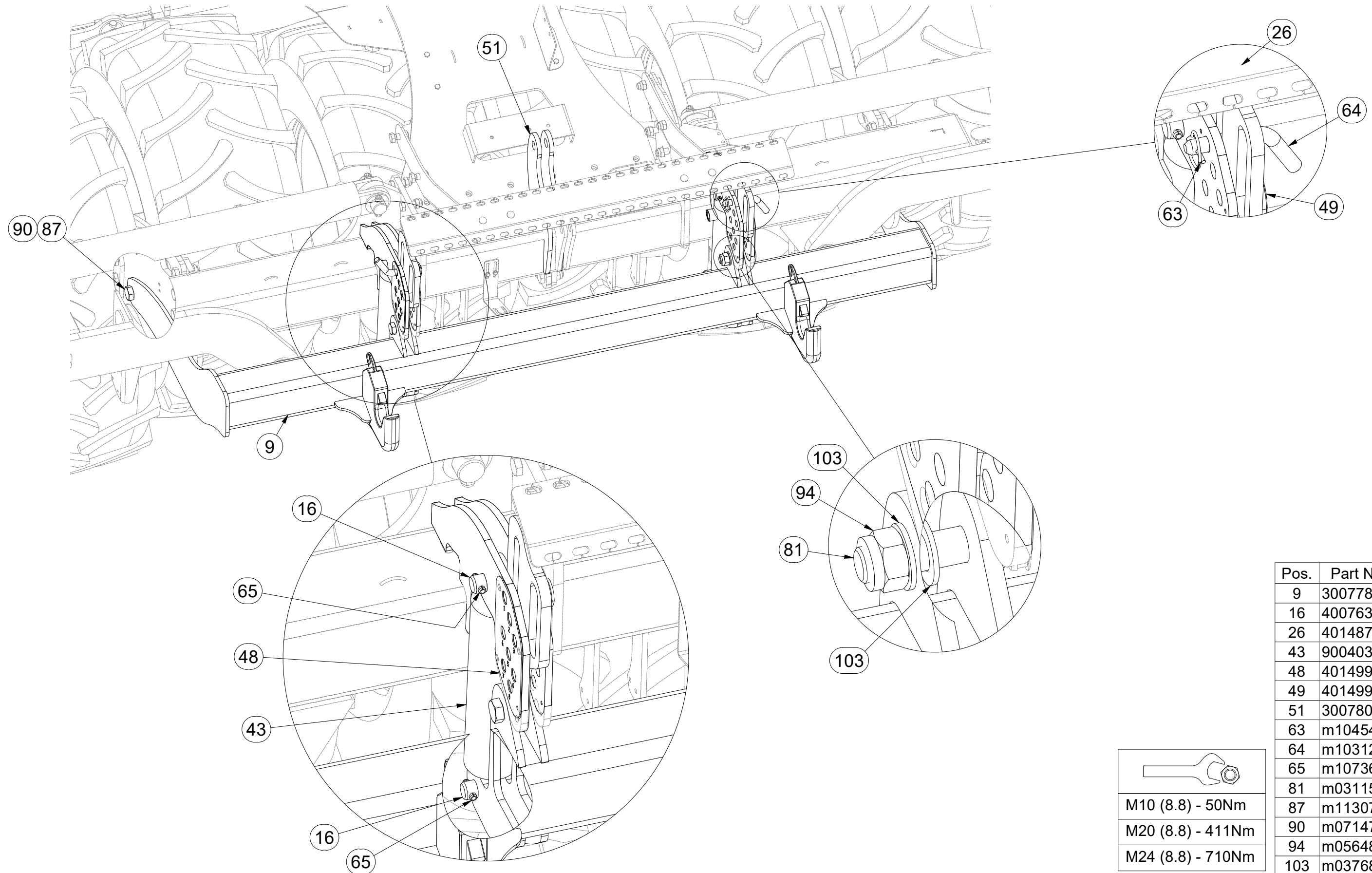
Ⓖ WORKING SECTION - SOWING

Ⓡ СЕКЦИЯ РАБОЧАЯ ВЫСЕВАЮЩАЯ

Ⓢ SEKCJA SIEWU ROBOCZEGO



3007805



Pos.	Part Number	Pcs.
9	3007781	1
16	4007638	5
26	4014878	2
43	9004038	3
48	4014995	1
49	4014996	1
51	3007809	1
63	m10454	8
64	m10312	2
65	m10736	10
81	m03115	2
87	m11307	2
90	m07147	17
94	m05648	2
103	m03768	4

☉ SEKCE PRACOVNÍ SECÍ

☉ ARBEITSSEKTION AUSSAAT

☉ SECTION DE TRAVAIL - SEMIS

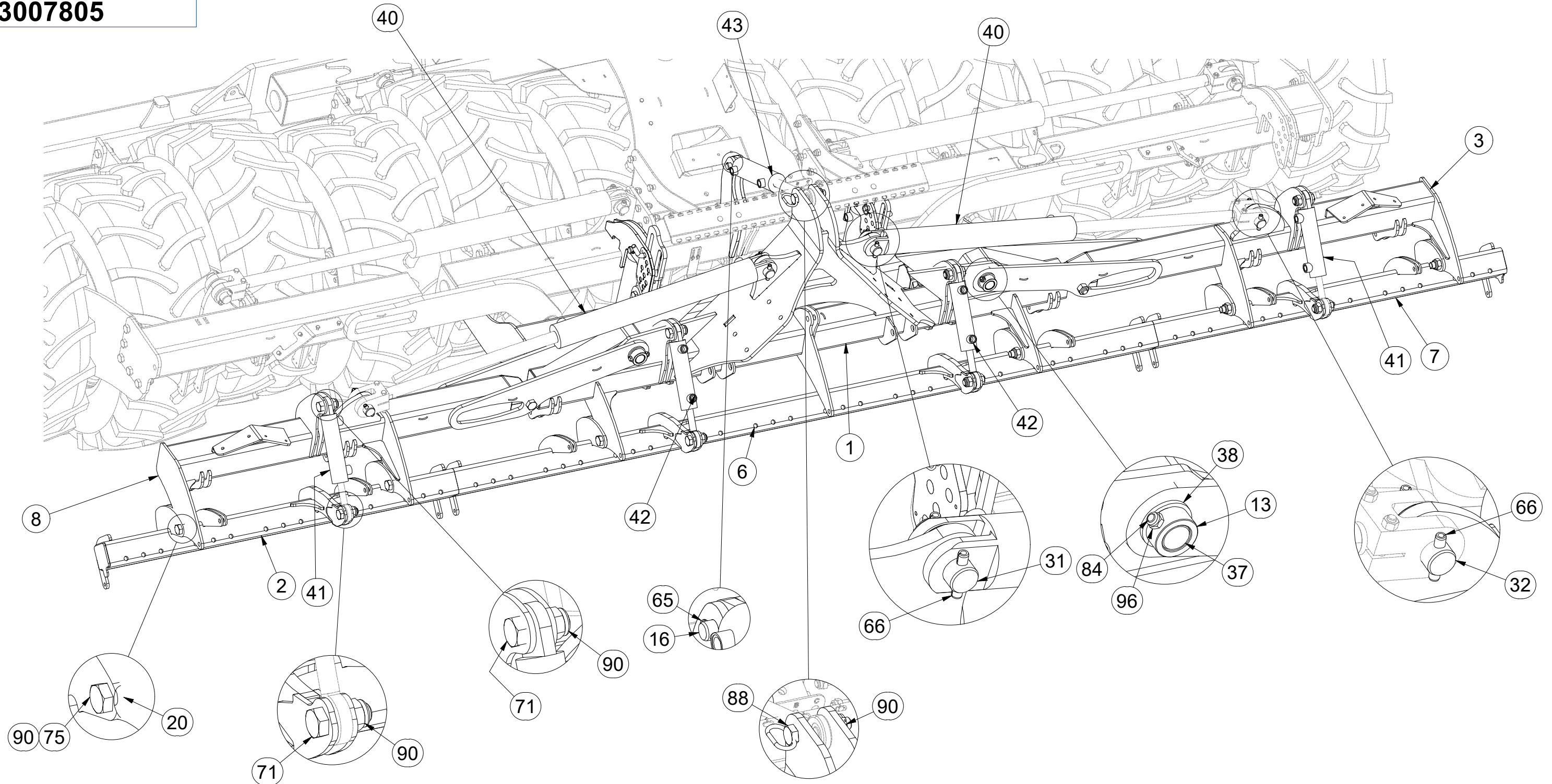
☉ WORKING SECTION - SOWING

☉ СЕКЦИЯ РАБОЧАЯ ВЫСЕВАЮЩАЯ

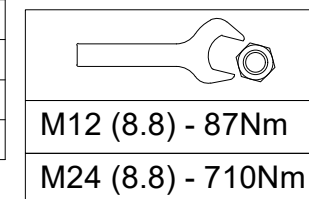
☉ SEKCJA SIEWU ROBOCZEGO



3007805



Pos.	Part Number	Pcs.	Pos.	Part Number	Pcs.	Pos.	Part Number	Pcs.	Pos.	Part Number	Pcs.	Pos.	Part Number	Pcs.
1	2000768	1	13	4009830	4	37	4007642	2	44	9002587	6	75	m13565	6
2	3007787	1	16	4007638	5	38	4009834	2	59	m11176	2	84	m12493	4
3	3007789	1	18	4009505	2	40	9002937	2	65	m10736	10	88	m14249	1
6	3007786	1	20	4011743	6	41	9000782	2	66	m11189	8	90	m07147	17
7	3007803	1	31	4007592	2	42	9001717	2	67	m02505	3	96	m04301	58
8	3007782	1	32	4007816	2	43	9004038	3	71	m11745	8			

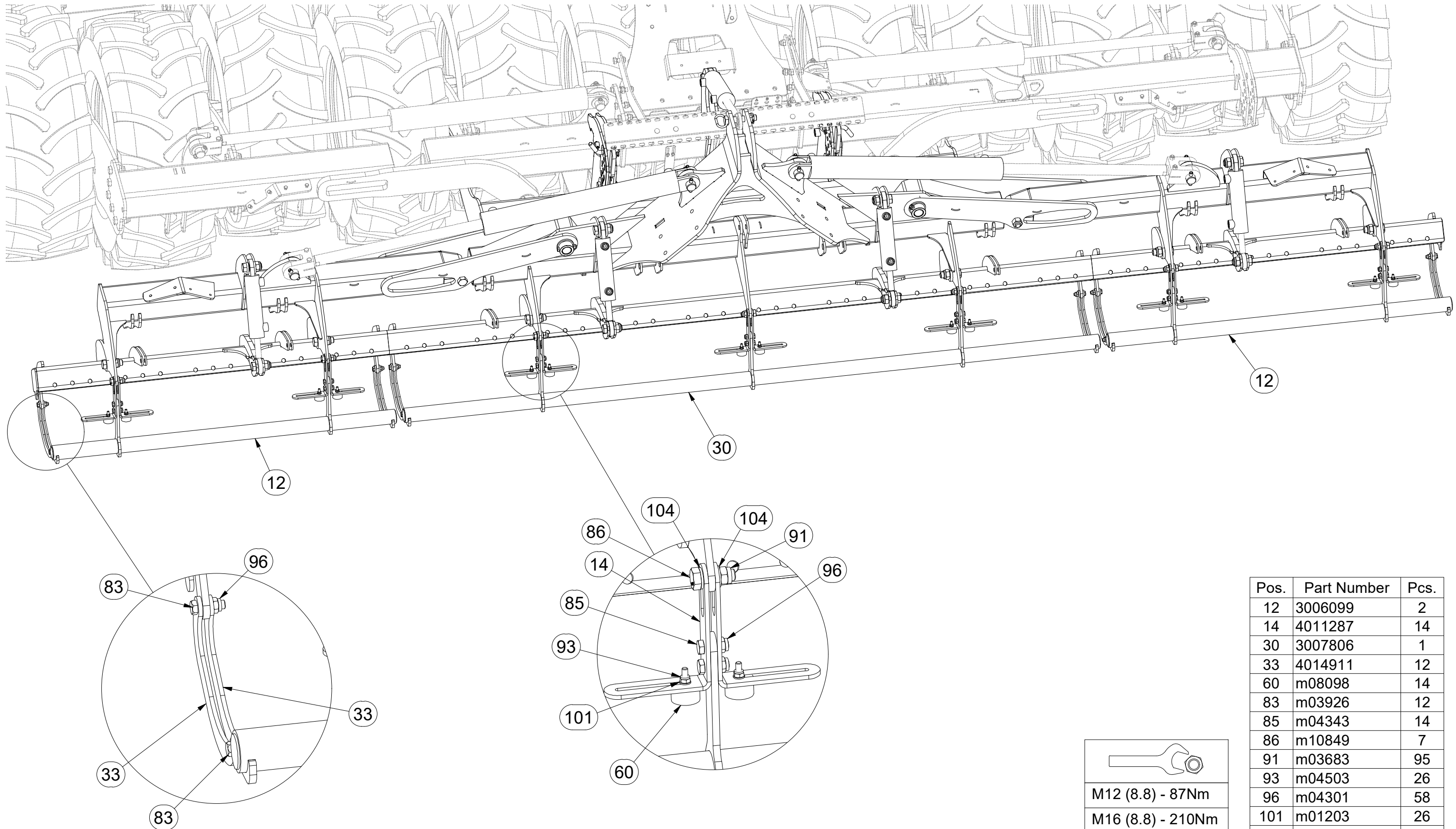


CZ SEKCE PRACOVNÍ SECÍ
 D ARBEITSSEKTION AUSSAAT
 F SECTION DE TRAVAIL - SEMIS

GB WORKING SECTION - SOWING
 RU СЕКЦИЯ РАБОЧАЯ ВЫСЕВАЮЩАЯ
 PL SEKCJA SIEWU ROBOCZEGO



3007805



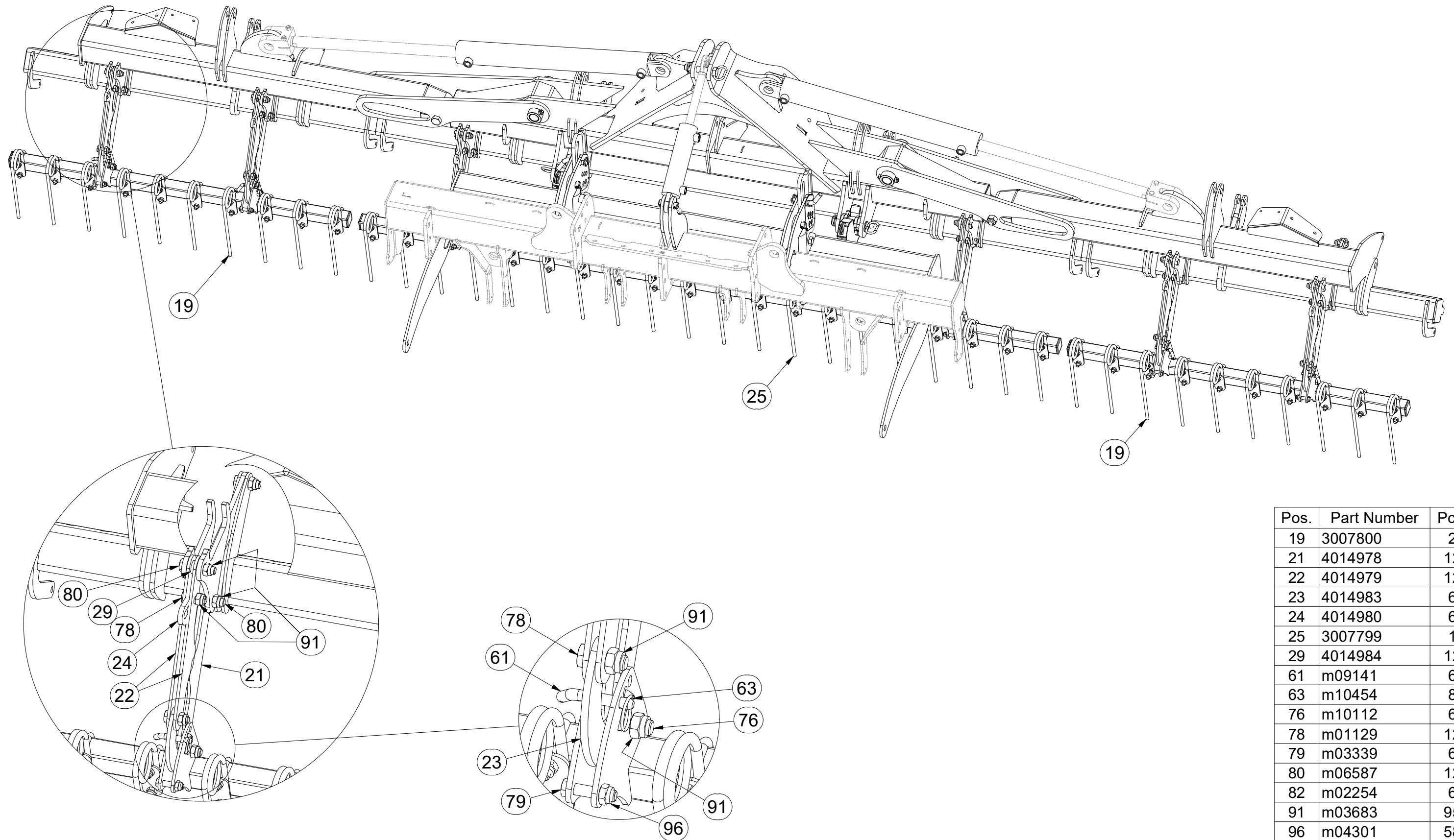
Pos.	Part Number	Pcs.
12	3006099	2
14	4011287	14
30	3007806	1
33	4014911	12
60	m08098	14
83	m03926	12
85	m04343	14
86	m10849	7
91	m03683	95
93	m04503	26
96	m04301	58
101	m01203	26
104	m01219	14

CZ SEKCE PRACOVNÍ SECÍ
 D ARBEITSSEKTION AUSSAAT
 F SECTION DE TRAVAIL - SEMIS

GB WORKING SECTION - SOWING
 RU СЕКЦИЯ РАБОЧАЯ ВЫСЕВАЮЩАЯ
 PL SEKCJA SIEWU ROBOCZEGO



3007805



Pos.	Part Number	Pcs.
19	3007800	2
21	4014978	12
22	4014979	12
23	4014983	6
24	4014980	6
25	3007799	1
29	4014984	12
61	m09141	6
63	m10454	8
76	m10112	6
78	m01129	12
79	m03339	6
80	m06587	12
82	m02254	6
91	m03683	95
96	m04301	58

☉ SEKCE PRACOVNÍ SECÍ

☉ ARBEITSSEKTION AUSSAAT

☉ SECTION DE TRAVAIL - SEMIS

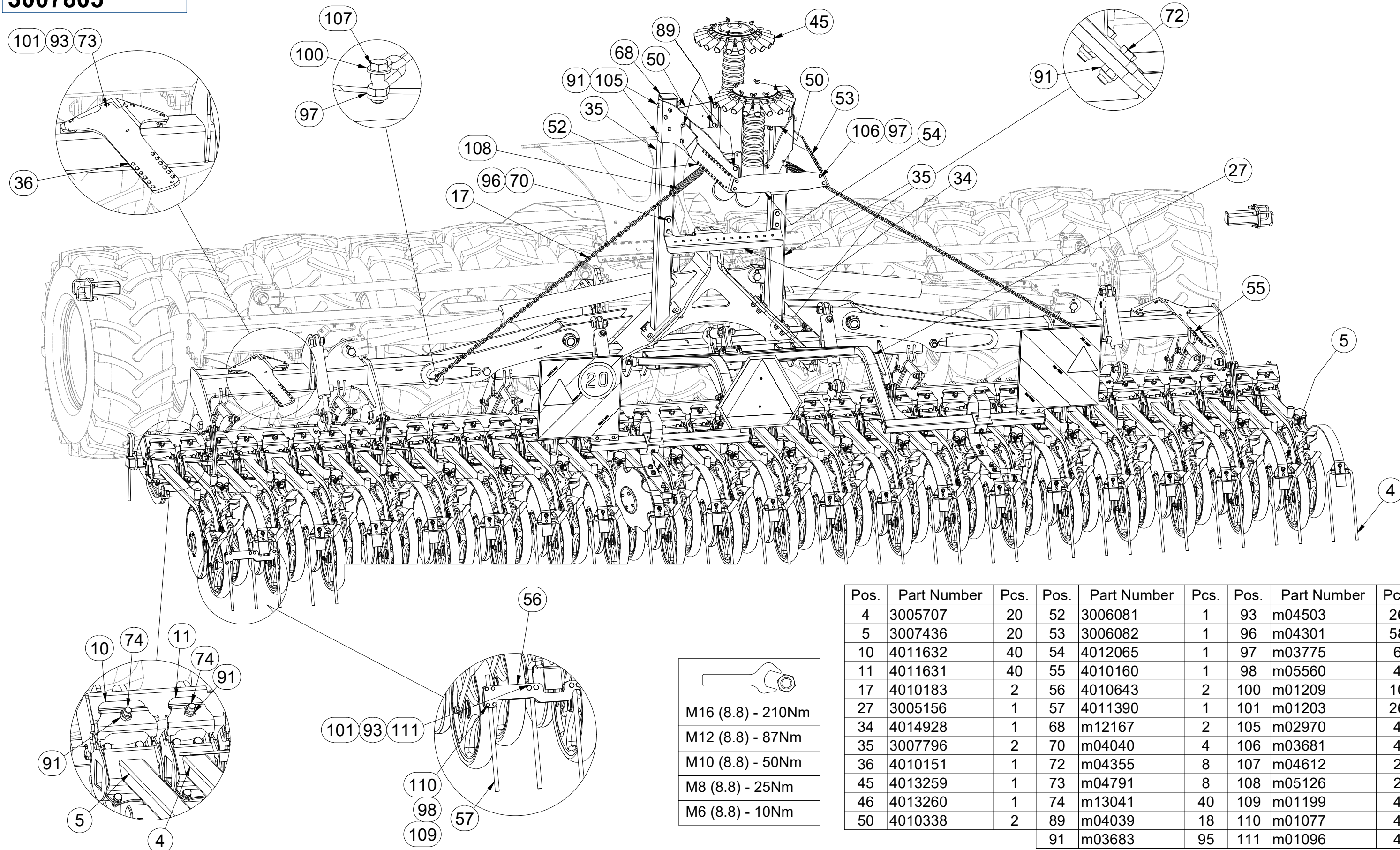
☉ WORKING SECTION - SOWING

☉ СЕКЦИЯ РАБОЧАЯ ВЫСЕВАЮЩАЯ

☉ SEKCJA SIEWU ROBOCZEGO



3007805



M16 (8.8) - 210Nm
M12 (8.8) - 87Nm
M10 (8.8) - 50Nm
M8 (8.8) - 25Nm
M6 (8.8) - 10Nm

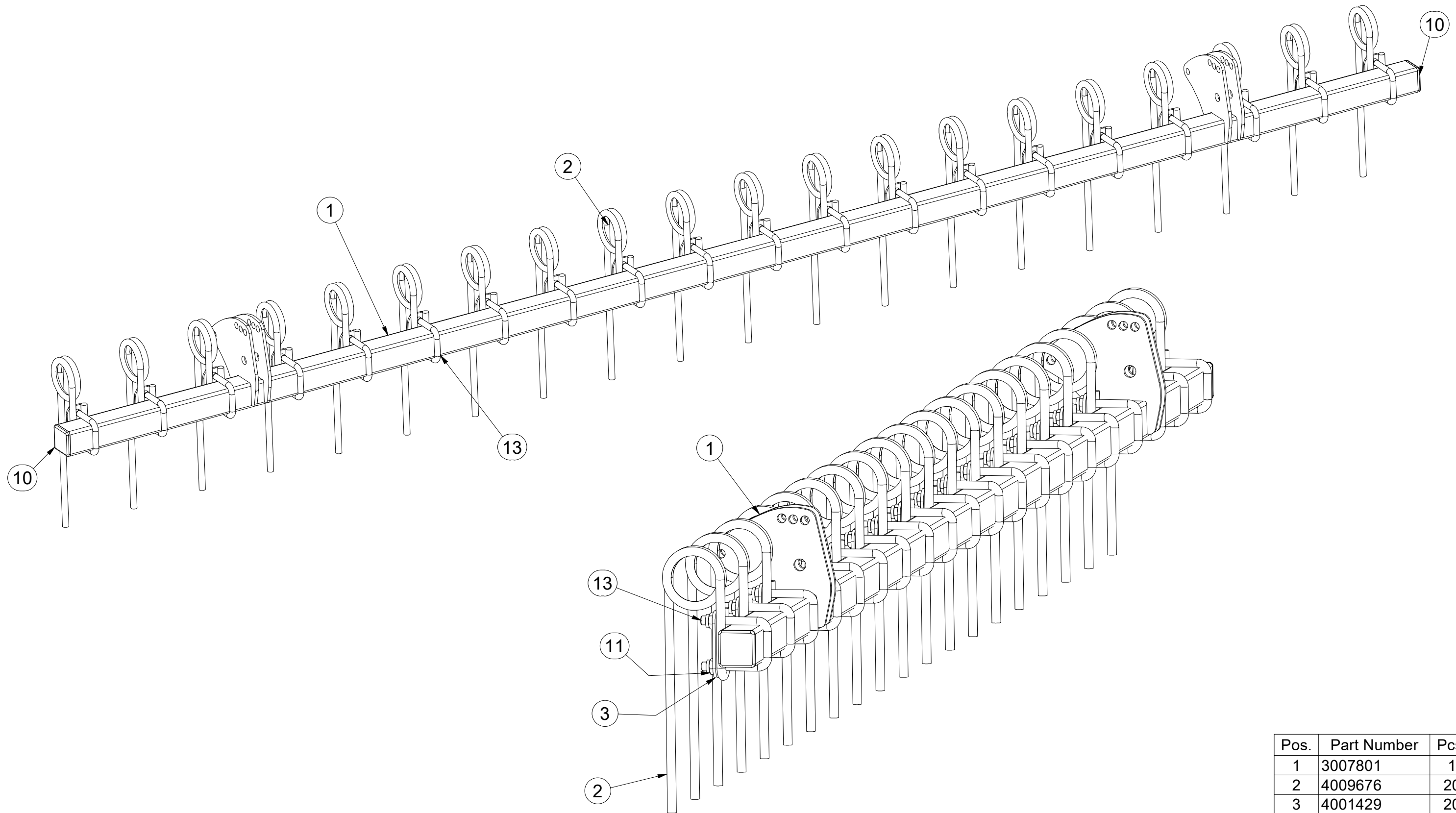
Pos.	Part Number	Pcs.	Pos.	Part Number	Pcs.	Pos.	Part Number	Pcs.
4	3005707	20	52	3006081	1	93	m04503	26
5	3007436	20	53	3006082	1	96	m04301	58
10	4011632	40	54	4012065	1	97	m03775	6
11	4011631	40	55	4010160	1	98	m05560	4
17	4010183	2	56	4010643	2	100	m01209	10
27	3005156	1	57	4011390	1	101	m01203	26
34	4014928	1	68	m12167	2	105	m02970	4
35	3007796	2	70	m04040	4	106	m03681	4
36	4010151	1	72	m04355	8	107	m04612	2
45	4013259	1	73	m04791	8	108	m05126	2
46	4013260	1	74	m13041	40	109	m01199	4
50	4010338	2	89	m04039	18	110	m01077	4
			91	m03683	95	111	m01096	4

CZ STŘEDNÍ ZAVLAČOVAČ ROZTEČ 150
 D MITTLERE SCHLEPPE ABSTAND 150
 F HERSE CENTRALE - ÉCARTEMENT DE 150

GB CENTRAL LEVELLING BAR, SPACING 150
 RU ЦЕНТРАЛЬНЫЙ ЗАКРЫВАТЕЛЬ ШАГ 150
 PL ŚRODKOWY ZAGARNIACZ ROZSTAW 150



3007799



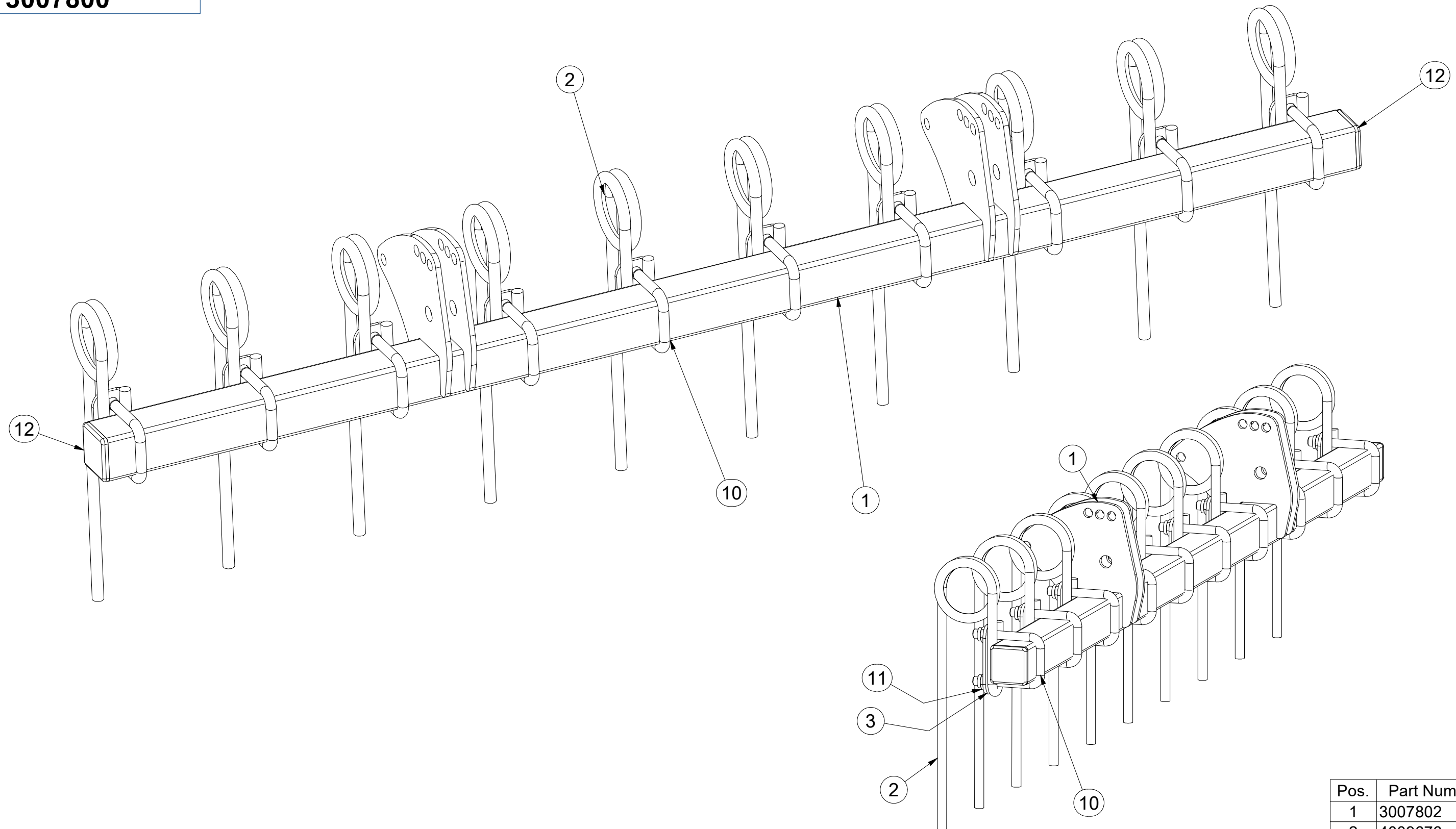
Pos.	Part Number	Pcs.
1	3007801	1
2	4009676	20
3	4001429	20
10	m09445	2
11	m04301	40
13	m10295	20

CZ ZAVLAČOVAČ ROZTEČ 150
 D SCHLEPPE ABSTAND 150
 F HERSE - ÉCARTEMENT DE 150

GB LEVELLING BAR, SPACING 150
 RU ЗАКРЫВАТЕЛЬ ШАГ 150
 PL ZAGARNIACZ ROZSTAW 150



3007800



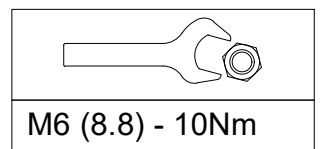
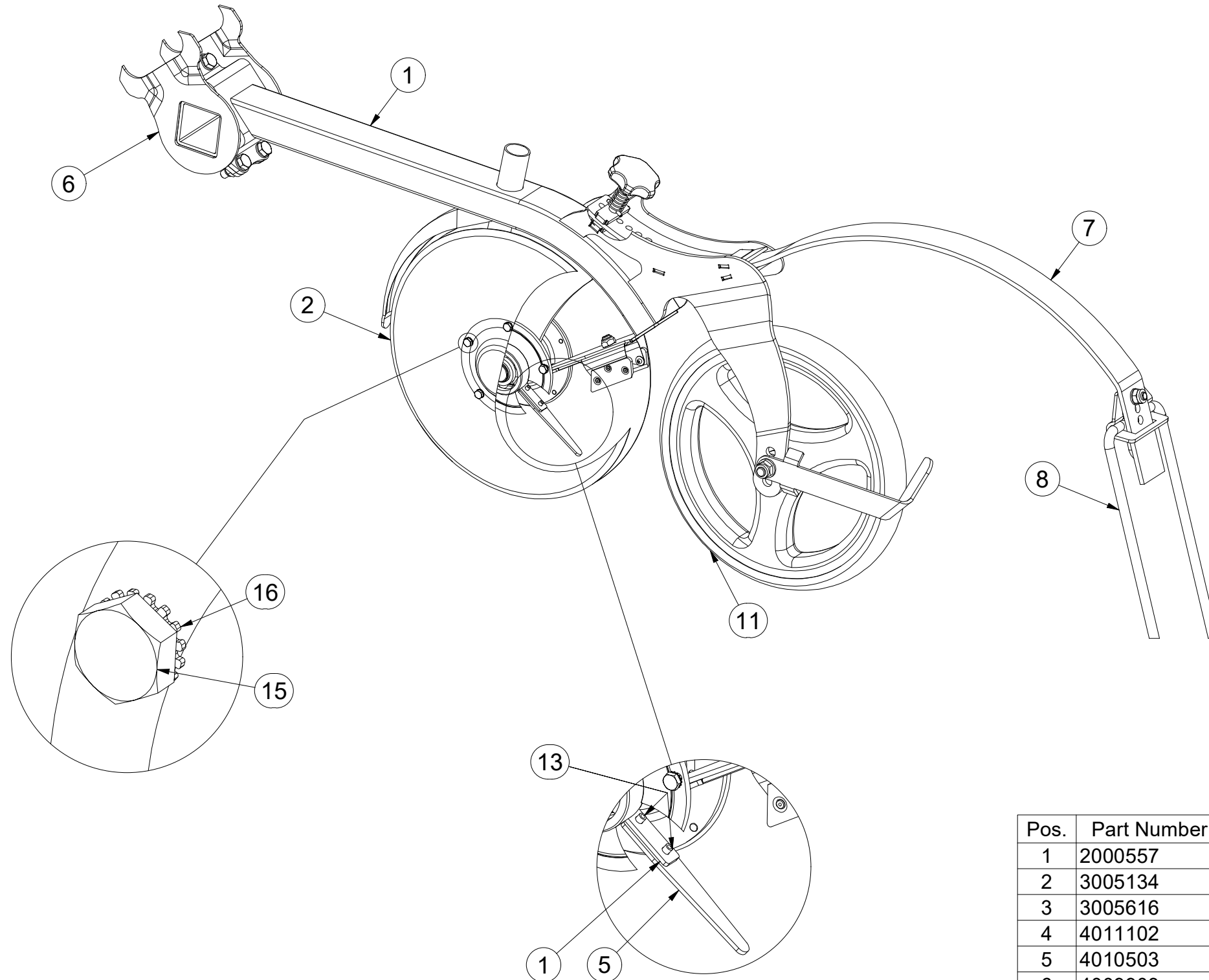
Pos.	Part Number	Pcs.
1	3007802	1
2	4009676	10
3	4001429	10
10	m10295	10
11	m04301	20
12	m09445	2

(CZ) SECÍ BOTKA
 (D) AUSSAATSCHAR
 (F) SABOT DE SEMIS

(GB) SEEDING SHOE
 (RU) СОШНИК
 (PL) REDLICZKA SIEWNA



3005707



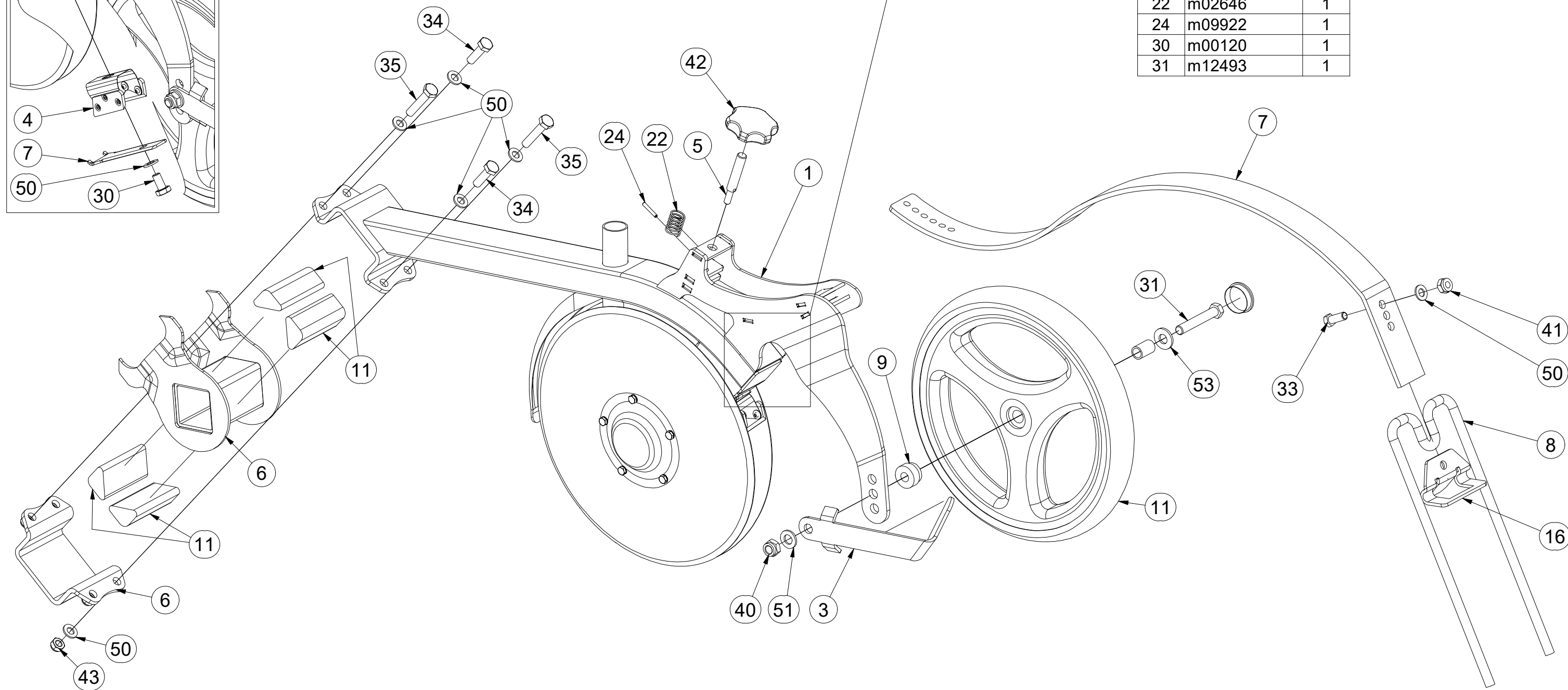
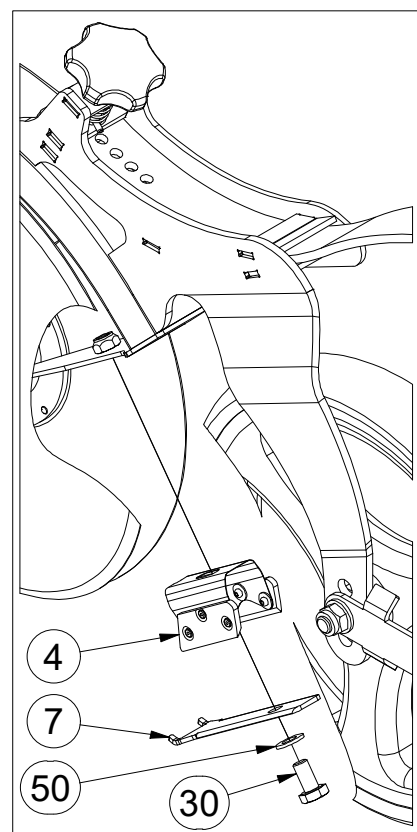
Pos.	Part Number	Pcs.	Pos.	Part Number	Pcs.
1	2000557	1	9	4011514	2
2	3005134	2	10	m13225	2
3	3005616	2	11	m12476	1
4	4011102	2	12	m12801	2
5	4010503	1	13	m08736	2
6	4009903	1	14	m13334	2
7	3005271	1	15	m03893	10
8	3002952	1	16	m10845	10

- ⒸZ SECÍ BOTKA
- Ⓓ AUSSAATSCHAR
- Ⓕ F SABOT DE SEMIS

- ⒼB SEEDING SHOE
- ⒸU COШHИK
- ⒸL REDLICZKA SIEWNA



3005707



M8 (8.8) - 25Nm
M10 (8.8) - 50Nm
M10 (10.9) - 70Nm
M12 (8.8) - 87Nm
M14 (10.9) - 194Nm

Pos.	Part Number	Pcs.	Pos.	Part Number	Pcs.
1	2000557	1	33	m03681	1
3	4010602	1	34	m10827	2
4	4013719	1	35	m12945	2
5	4009881	1	40	m04301	1
6	9003075	1	41	m03775	1
7	4010739	1	42	m12763	1
8	3002952	1	43	m11530	4
9	4009908	1	50	m01209	10
11	9003073	4	51	m01214	1
16	4013752	1	53	m12573	1
22	m02646	1			
24	m09922	1			
30	m00120	1			
31	m12493	1			

ⒸZ SECÍ BOTKA DELŠÍ PRODLOUŽENÁ

Ⓓ LÄNGERE VERLÄNGERTE AUSSAATSCHAR

Ⓕ SABOT DE SEMIS PLUS LONG, PROLONGÉ

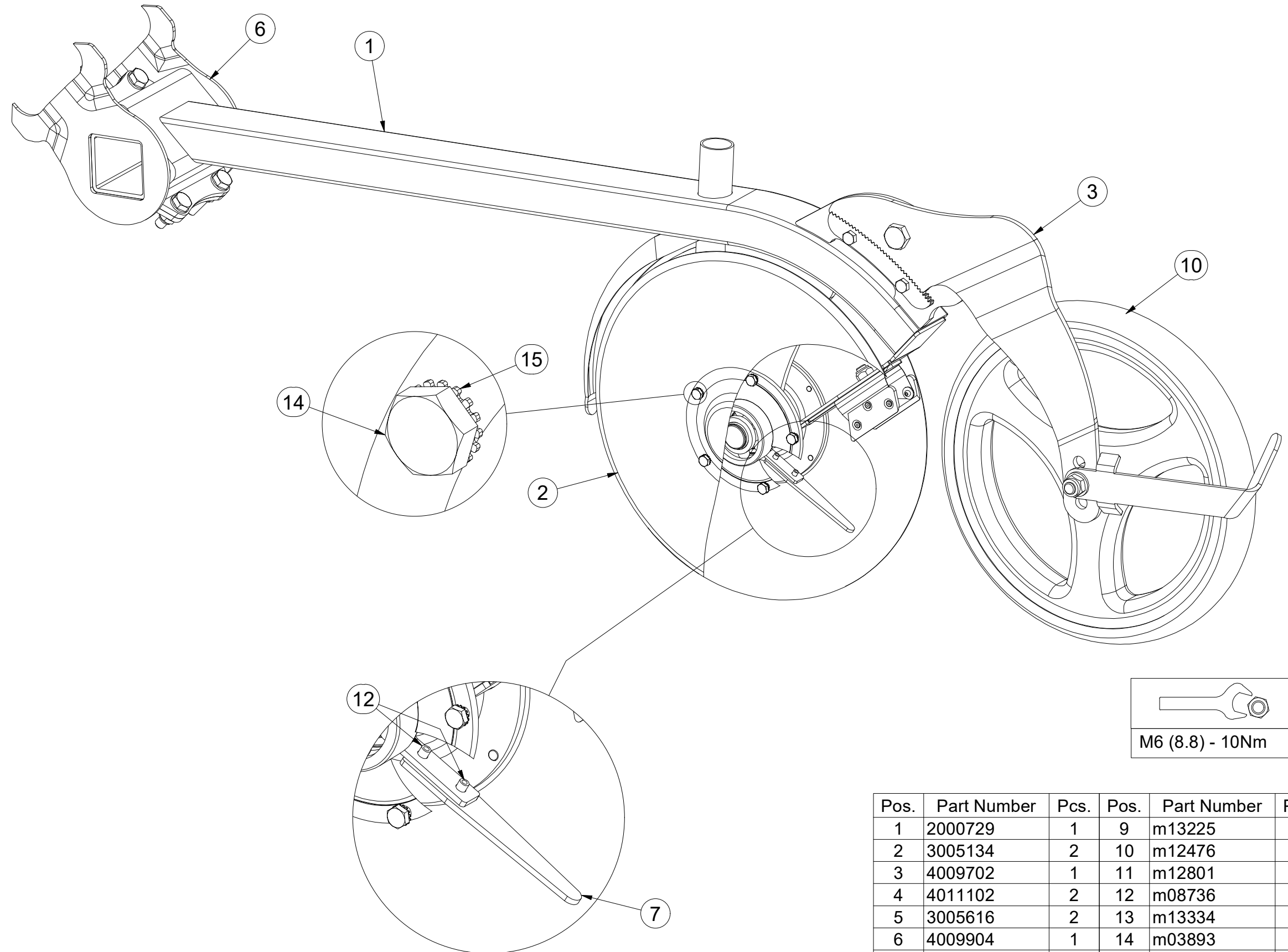
ⒼB SEEDING SHOE, LONGER, EXTENDED

ⒺU СОШНИК ДЛИННЫЙ УДЛИНЕННЫЙ

ⒽL REDLICZKA SIEWNA DALSZA PRZEDŁUŻONA



3007436



Pos.	Part Number	Pcs.	Pos.	Part Number	Pcs.
1	2000729	1	9	m13225	2
2	3005134	2	10	m12476	1
3	4009702	1	11	m12801	2
4	4011102	2	12	m08736	2
5	3005616	2	13	m13334	2
6	4009904	1	14	m03893	10
7	4010503	1	15	m10845	10
8	4011514	2			

Ⓒ SECÍ BOTKA DELŠÍ PRODLOUŽENÁ

Ⓓ LÄNGERE VERLÄNGERTE AUSSAATSCHAR

Ⓕ SABOT DE SEMIS PLUS LONG, PROLONGÉ

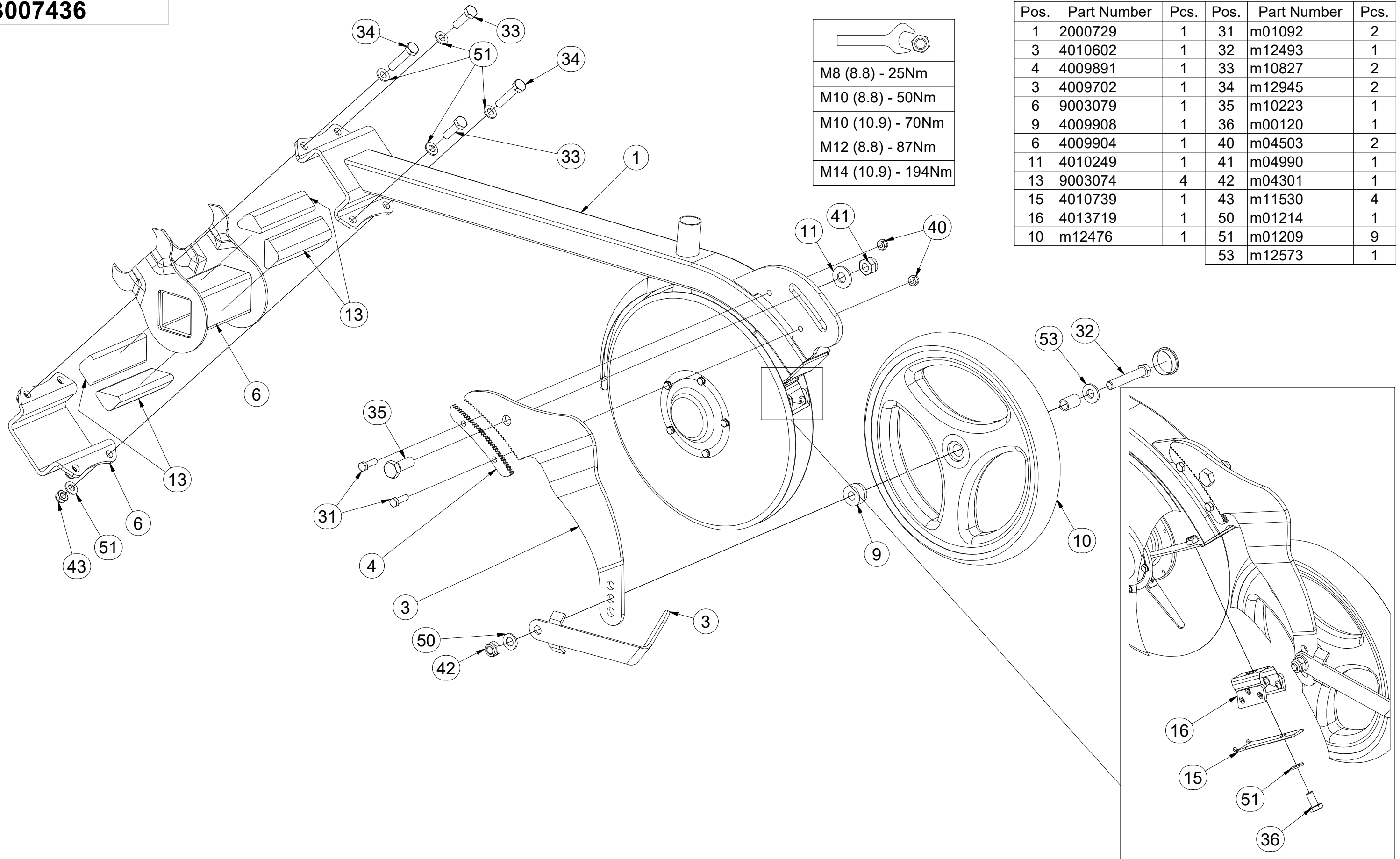
Ⓖ SEEDING SHOE, LONGER, EXTENDED

Ⓡ СОШНИК ДЛИННЫЙ УДЛИНЕННЫЙ

Ⓟ REDLICZKA SIEWNA DALSZA PRZEDŁUŻONA



3007436



M8 (8.8) - 25Nm
M10 (8.8) - 50Nm
M10 (10.9) - 70Nm
M12 (8.8) - 87Nm
M14 (10.9) - 194Nm

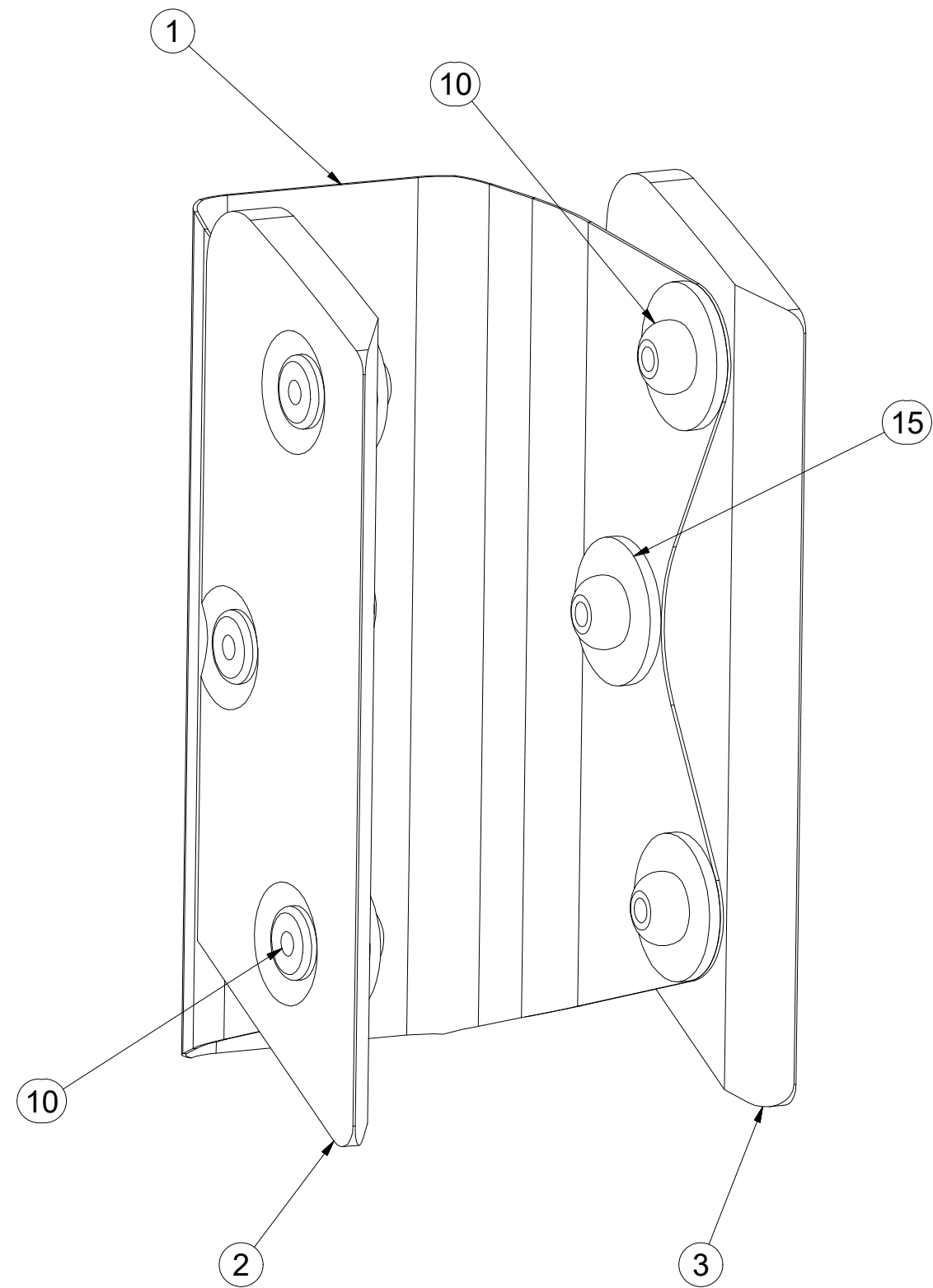
Pos.	Part Number	Pcs.	Pos.	Part Number	Pcs.
1	2000729	1	31	m01092	2
3	4010602	1	32	m12493	1
4	4009891	1	33	m10827	2
3	4009702	1	34	m12945	2
6	9003079	1	35	m10223	1
9	4009908	1	36	m00120	1
6	4009904	1	40	m04503	2
11	4010249	1	41	m04990	1
13	9003074	4	42	m04301	1
15	4010739	1	43	m11530	4
16	4013719	1	50	m01214	1
10	m12476	1	51	m01209	9
			53	m12573	1

ČZ ČISTIČ
D REINIGER
F NETTOYEUR

GB CLEANER
RU ОЧИСТИТЕЛЬ
PL CZYŚCIK



4013719



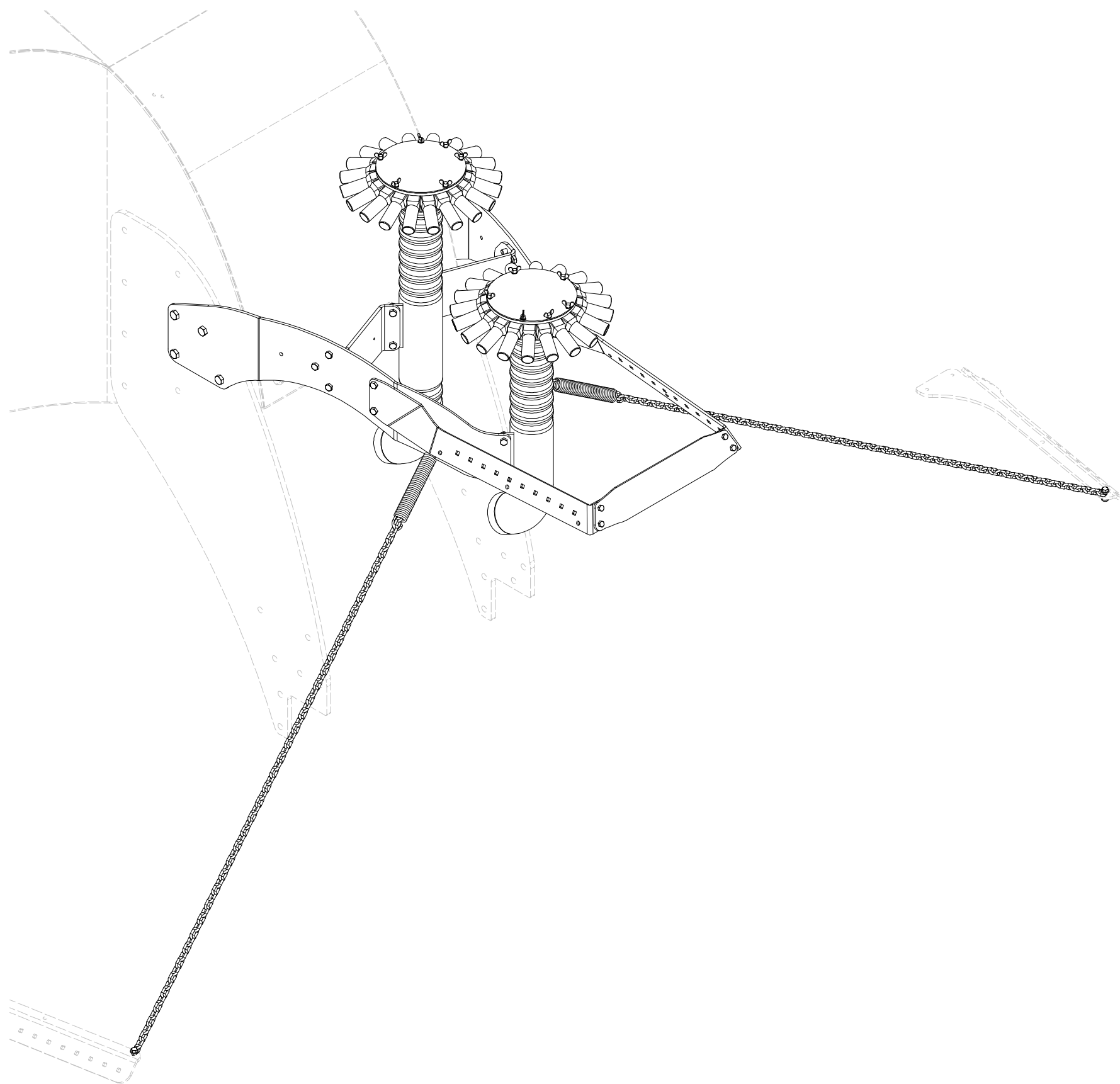
Pos.	Part Number	Pcs.
1	4013707	1
2	4013705	1
3	4013706	1
10	m13522	6
15	m13442	6

ⒸZ KOMÍN
Ⓓ SCHACHT
Ⓕ CHEMINÉE

ⒼB CHIMNEY STACK
Ⓔ RU ТРУБА
Ⓗ PL KOMIN

Farmet

3006720

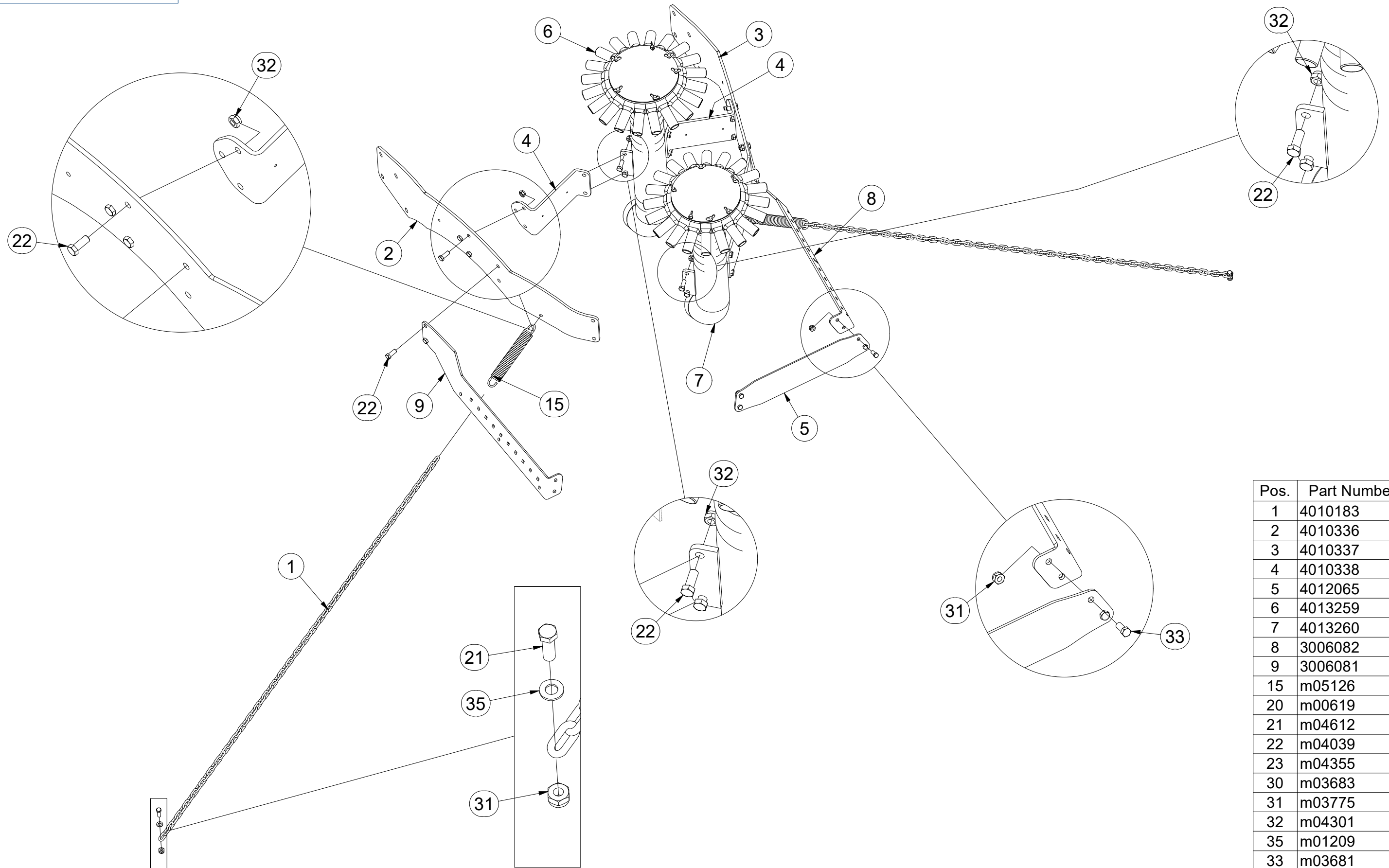


CZ KOMÍN
 D SCHACHT
 F CHEMINÉE

GB CHIMNEY STACK
 RU ТРУБА
 PL KOMIN



3006720



Pos.	Part Number	Pcs.
1	4010183	2
2	4010336	1
3	4010337	1
4	4010338	2
5	4012065	1
6	4013259	1
7	4013260	1
8	3006082	1
9	3006081	1
15	m05126	2
20	m00619	4
21	m04612	2
22	m04039	18
23	m04355	4
30	m03683	8
31	m03775	6
32	m04301	18
35	m01209	2
33	m03681	4

ⒸZ KOMÍN S ROZDĚLOVAČEM 20 V DELŠÍ

Ⓓ SCHACHT MIT VERTEILER 20 V LÄNGER

Ⓕ CHEMINÉE AVEC SÉPARATEUR 20 V PROLONGÉE

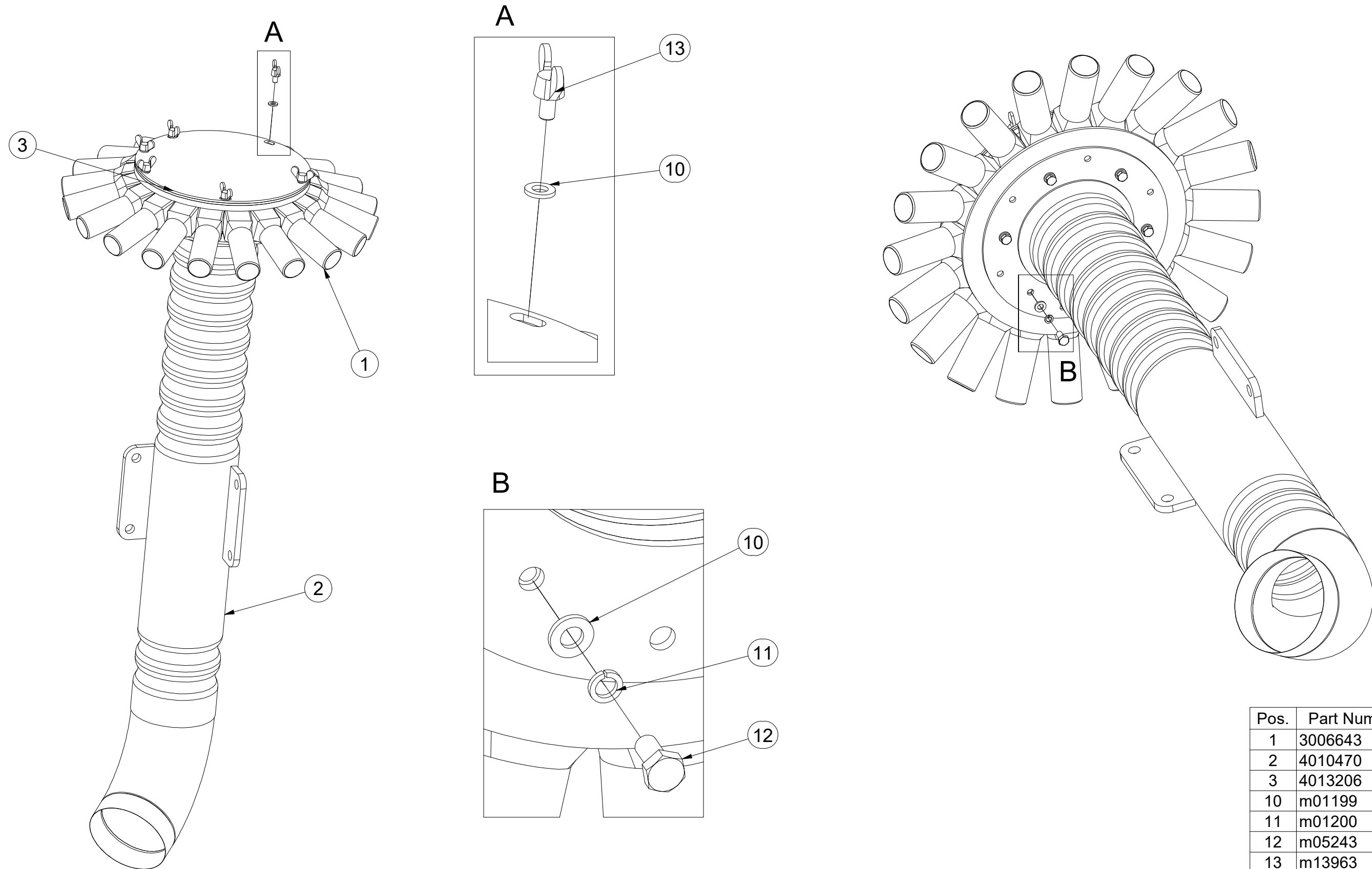
ⒸB CHIMNEY STACK WITH DIVIDER, 20 V LONGER

ⒸU ТРУБА С РАЗДЕЛИТЕЛЕМ 20 В ДЛИННАЯ

ⒸL KOMIN Z ROZDZIELNICĄ 20 V DALSZY



4013259



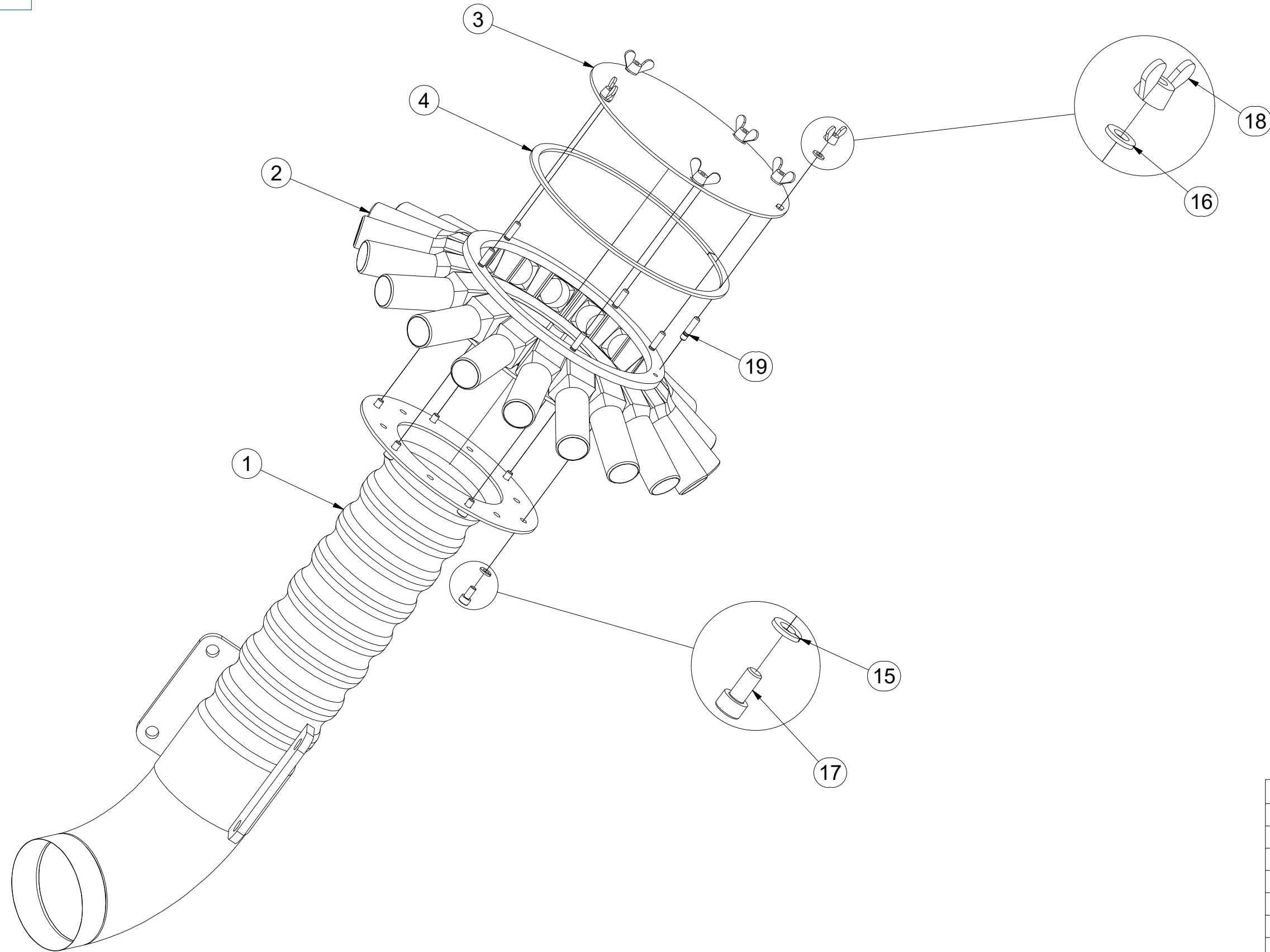
Pos.	Part Number	Pcs.
1	3006643	1
2	4010470	1
3	4013206	1
10	m01199	12
11	m01200	6
12	m05243	6
13	m13963	6

CZ KOMÍN S ROZDĚLOVAČEM
 D SCHACHT MIT VERTEILER
 F CHEMINÉE AVEC SÉPARATEUR

GB CHIMNEY STACK WITH DIVIDER
 RU ТРУБА С РАЗДЕЛИТЕЛЕМ
 PL KOMIN Z ROZDZIELNICĄ



4013260



Pos.	Part Number	Pcs.
1	3008835	1
2	3006643	1
3	4013206	1
4	4016396	1
15	m06844	6
16	m06847	6
17	m13547	6
18	m17352	6
19	m17353	6

Ⓒ KOLEJÁKY

Ⓓ SPURREIHENMARKIERER

Ⓕ MARQUEURS DE RANGS

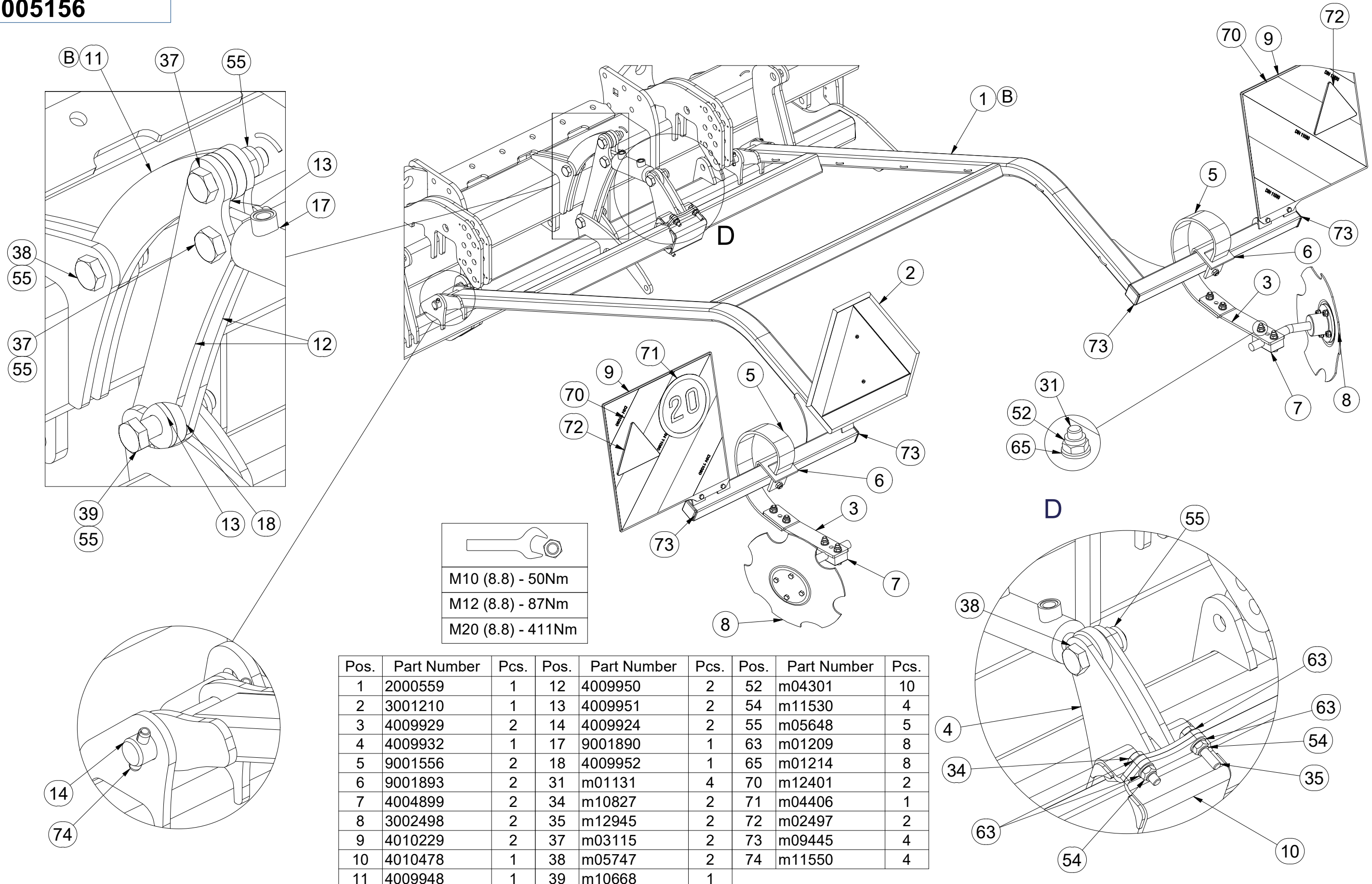
Ⓖ RAIL LINE MARKERS

Ⓡ ТЕХНОЛОГИЧЕСКАЯ КОЛЕЯ

Ⓢ RZĘDY SIEWNE



3005156



M10 (8.8) - 50Nm
M12 (8.8) - 87Nm
M20 (8.8) - 411Nm

Pos.	Part Number	Pcs.	Pos.	Part Number	Pcs.	Pos.	Part Number	Pcs.
1	2000559	1	12	4009950	2	52	m04301	10
2	3001210	1	13	4009951	2	54	m11530	4
3	4009929	2	14	4009924	2	55	m05648	5
4	4009932	1	17	9001890	1	63	m01209	8
5	9001556	2	18	4009952	1	65	m01214	8
6	9001893	2	31	m01131	4	70	m12401	2
7	4004899	2	34	m10827	2	71	m04406	1
8	3002498	2	35	m12945	2	72	m02497	2
9	4010229	2	37	m03115	2	73	m09445	4
10	4010478	1	38	m05747	2	74	m11550	4
11	4009948	1	39	m10668	1			

ⒸZ KOLEJÁKY

Ⓓ SPURREIHENMARKIERER

Ⓕ MARQUEURS DE RANGS

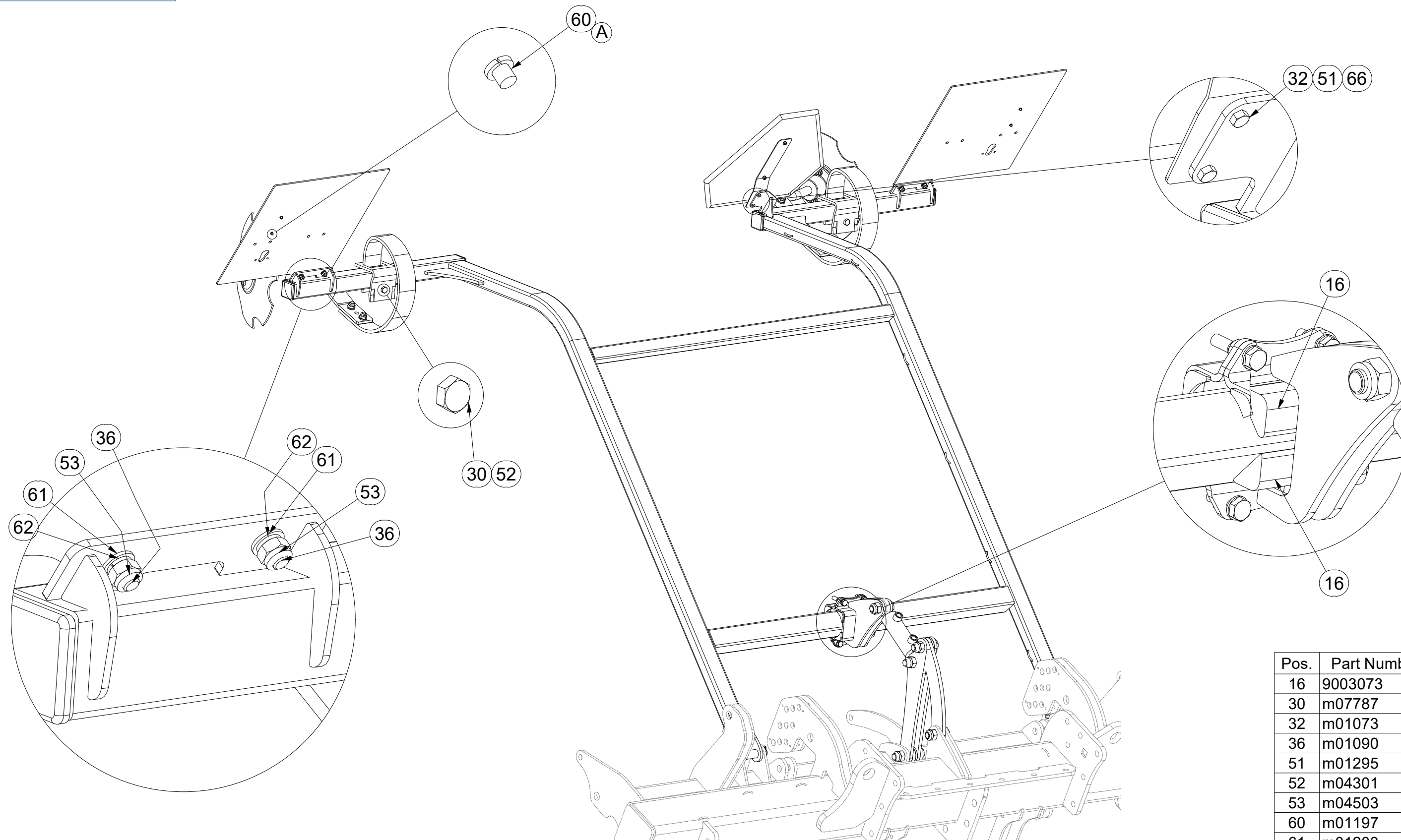
ⒸB RAIL LINE MARKERS

ⒸU ТЕХНОЛОГИЧЕСКАЯ КОЛЕЯ

ⒸL RZĘDY SIEWNE



3005156



Pos.	Part Number	Pcs.
16	9003073	4
30	m07787	2
32	m01073	2
36	m01090	4
51	m01295	2
52	m04301	10
53	m04503	4
60	m01197	4
61	m01203	4
62	m01202	4
66	m01199	2

Ⓒ NÁSTAVEC ZNAČENÍ

Ⓓ AUFBAU MARKIERUNG

Ⓕ RALLONGE DE MARQUAGE

Ⓖ MARKING ATTACHMENT

Ⓡ НАСАДКА МАРКИРОВКИ

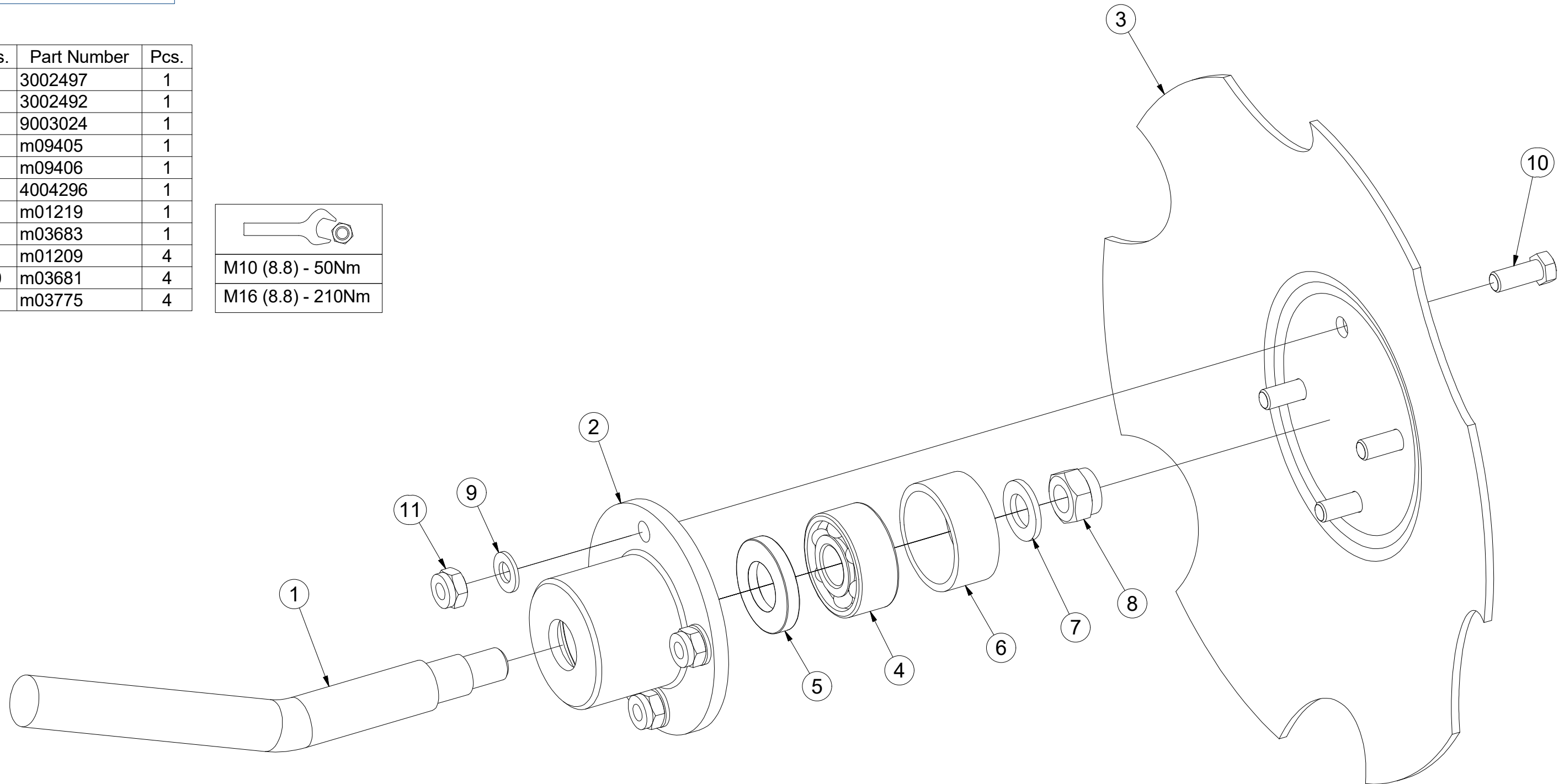
Ⓟ PRZEDŁUŻENIE ZNACZENIA



3002498

Pos.	Part Number	Pcs.
1	3002497	1
2	3002492	1
3	9003024	1
4	m09405	1
5	m09406	1
6	4004296	1
7	m01219	1
8	m03683	1
9	m01209	4
10	m03681	4
11	m03775	4

M10 (8.8) - 50Nm
M16 (8.8) - 210Nm

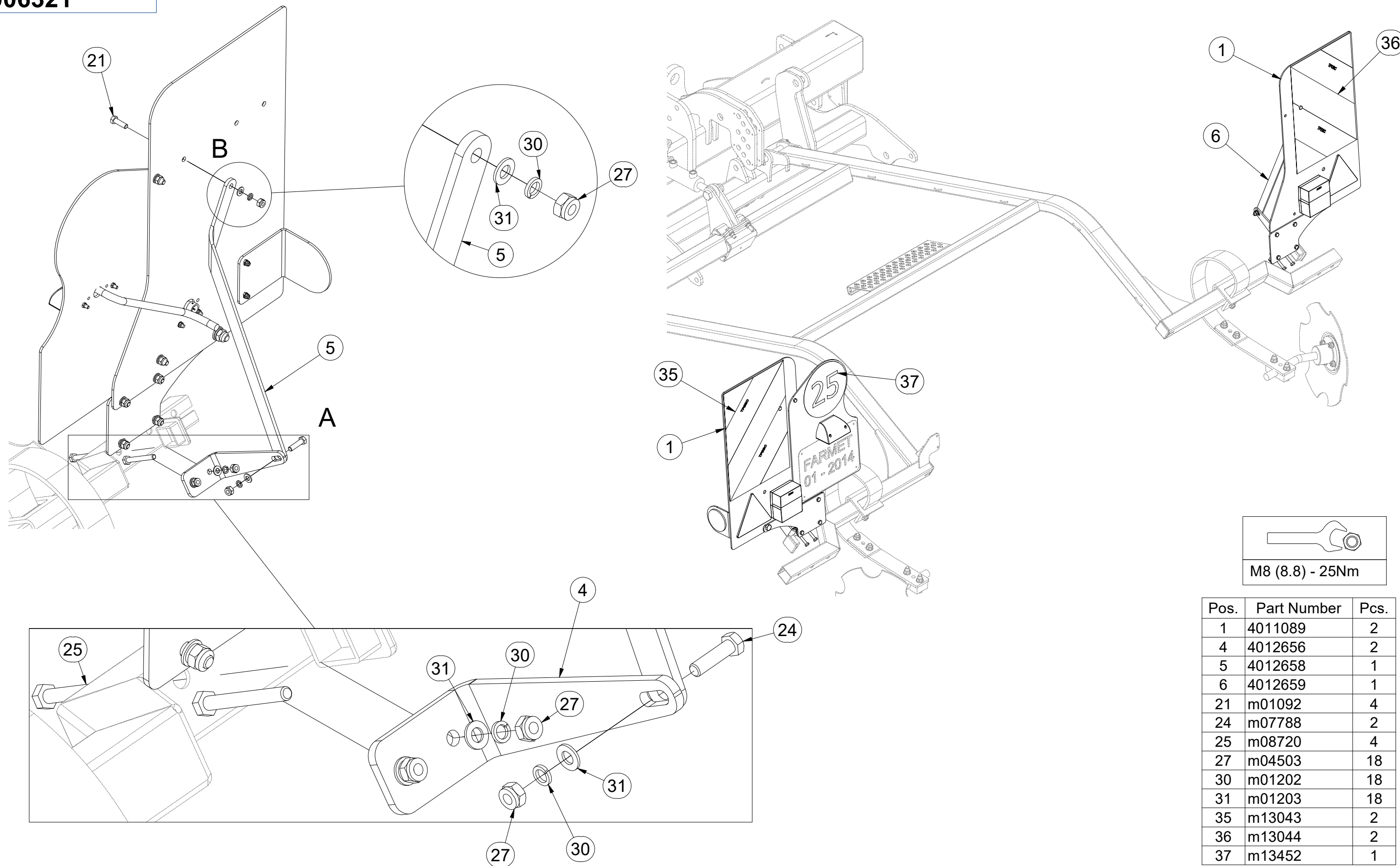


- ⒸZ TERČE
- Ⓓ SCHEIBE
- Ⓕ CIBLES

- ⒼB DISCS
- ⒺU ЩИТКИ
- ⒼL TARCZE



3006321



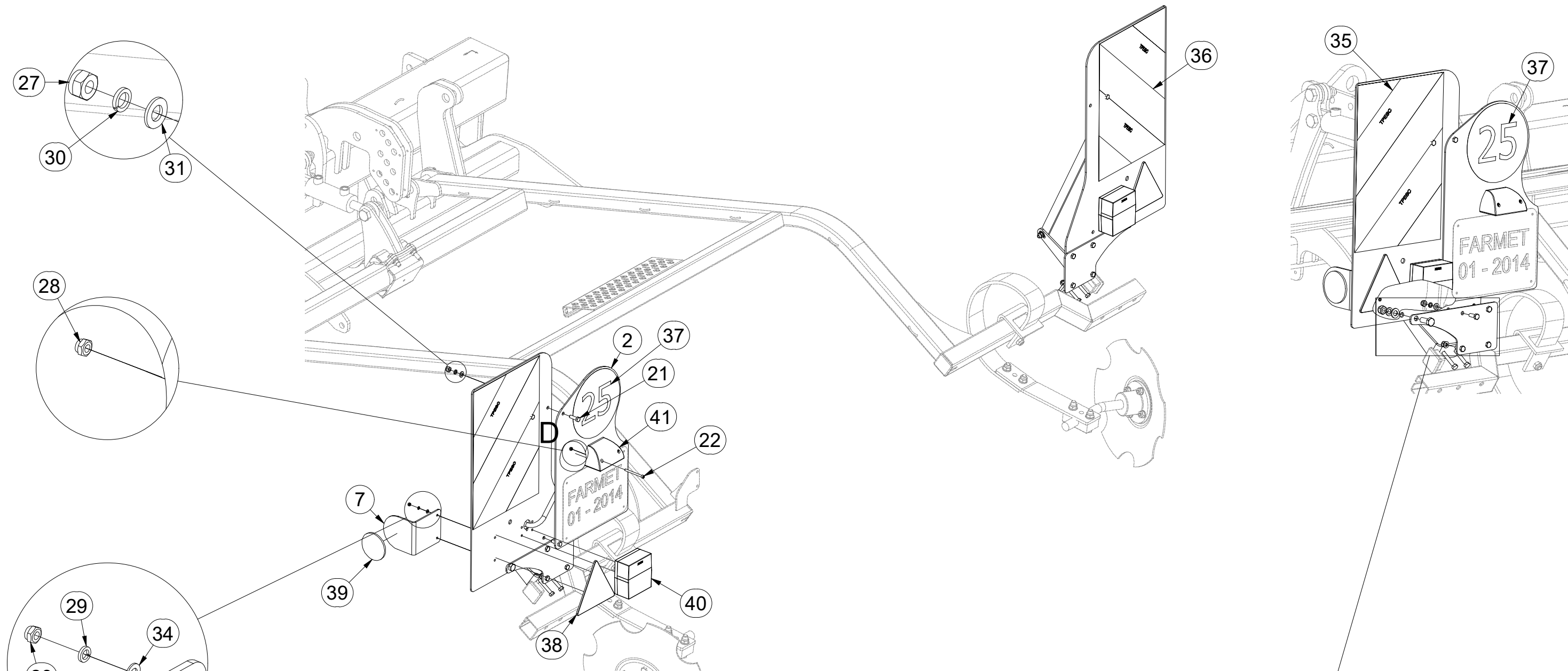
Pos.	Part Number	Pcs.
1	4011089	2
4	4012656	2
5	4012658	1
6	4012659	1
21	m01092	4
24	m07788	2
25	m08720	4
27	m04503	18
30	m01202	18
31	m01203	18
35	m13043	2
36	m13044	2
37	m13452	1

- ⒸZ TERČE
- Ⓓ SCHEIBE
- Ⓕ CIBLES

- ⒼB DISCS
- ⒺU ЩИТКИ
- ⒼL TARCZE

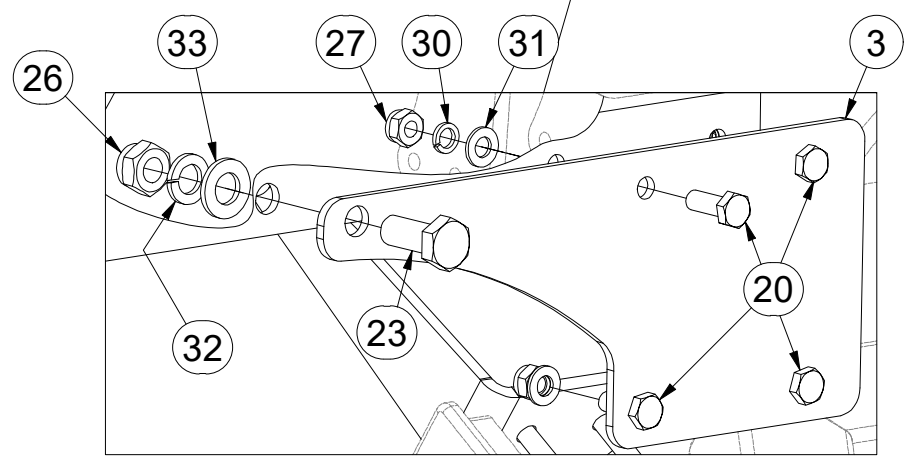


3006321



M8 (8.8) - 25Nm
M5 (8.8) - 6Nm

Pos.	Part Number	Pcs.	Pos.	Part Number	Pcs.
2	4011090	1	31	m01203	18
3	4012654	2	32	m01213	2
7	4012662	2	33	m01214	2
20	m01090	8	34	m04164	8
21	m01092	4	35	m13043	2
22	m03680	2	36	m13044	2
23	m04039	2	37	m13452	1
26	m04301	2	38	m02497	2
27	m04503	18	39	m02579	2
28	m06236	10	40	m10405	2
29	m01197	4	41	m13230	1
30	m01202	18			

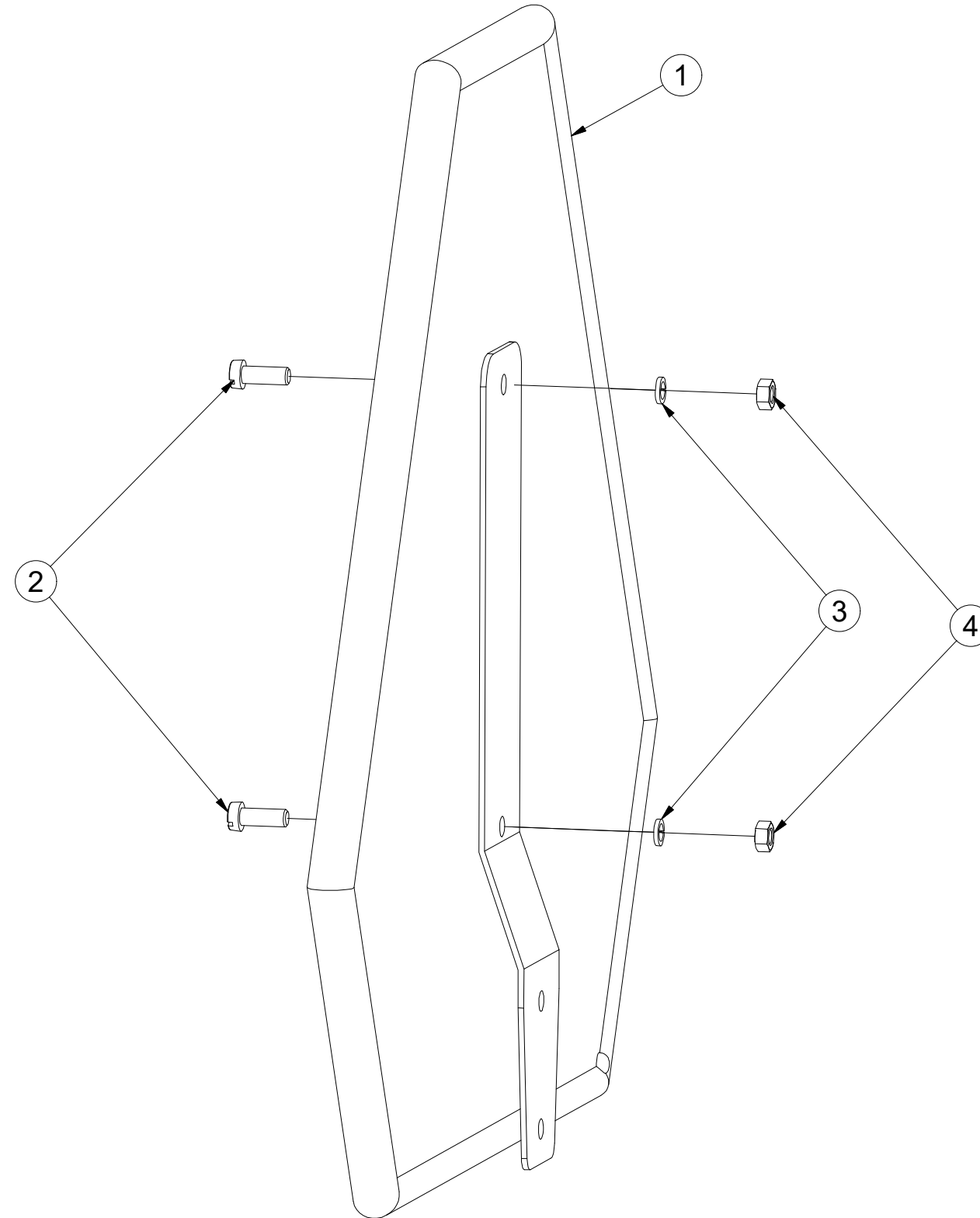


Ⓒ VÝSTRAŽNÝ TROJÚHELNÍK
Ⓓ WARNDREIECK
Ⓕ TRIANGLE D'AVERTISSEMENT

Ⓖ EMERGENCY TRIANGLE
Ⓡ ЗНАК АВАРИЙНОЙ ОСТАНОВКИ
Ⓟ TRÓJKĄT OSTRZEGAWCZY



3001210



Pos.	Part Number	Pcs.
1	m05371	1
2	m11759	2
3	m01200	2
4	m01295	2

Ⓒ SVĚTELNÁ SADA

Ⓓ LEUCHTENSATZ

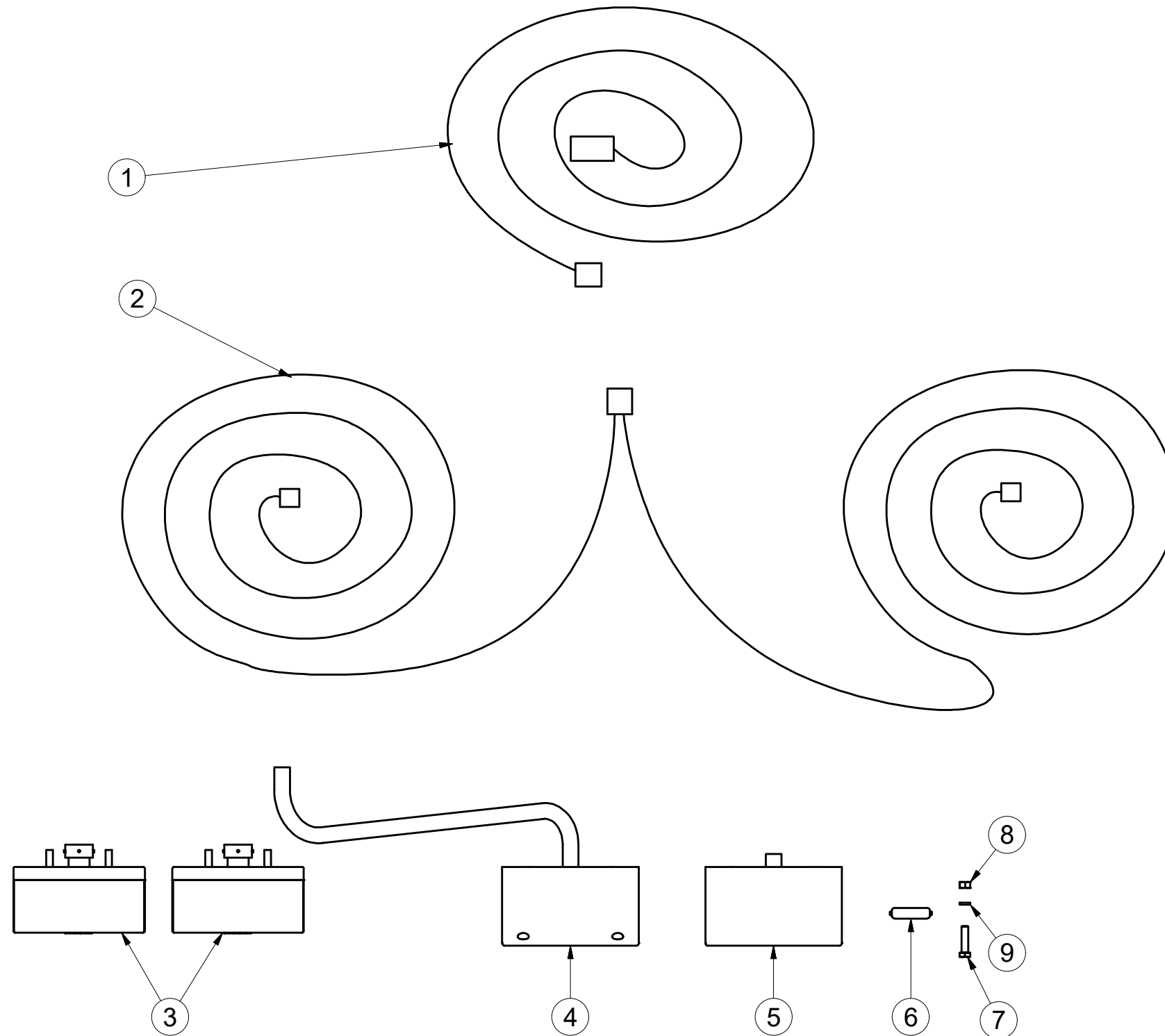
Ⓕ KIT LUMINEUX

3006710

Ⓖ LIGHTING SET

Ⓡ ОСВЕТИТЕЛЬНЫЙ КОМПЛЕКТ

Ⓟ ZESTAW OŚWIETLENIA



Pos.	Part Number	Pcs.
1	m10688	1
2	m10687	1
3	m10406	2
4	m13230	1
5	m13287	1
6	m5068	1
7	m04506	1
8	m01293	1
9	m01197	1
10	m05566	50

Ⓒ SVĚTELNÁ SADA

Ⓓ LEUCHTENSATZ

Ⓕ KIT LUMINEUX

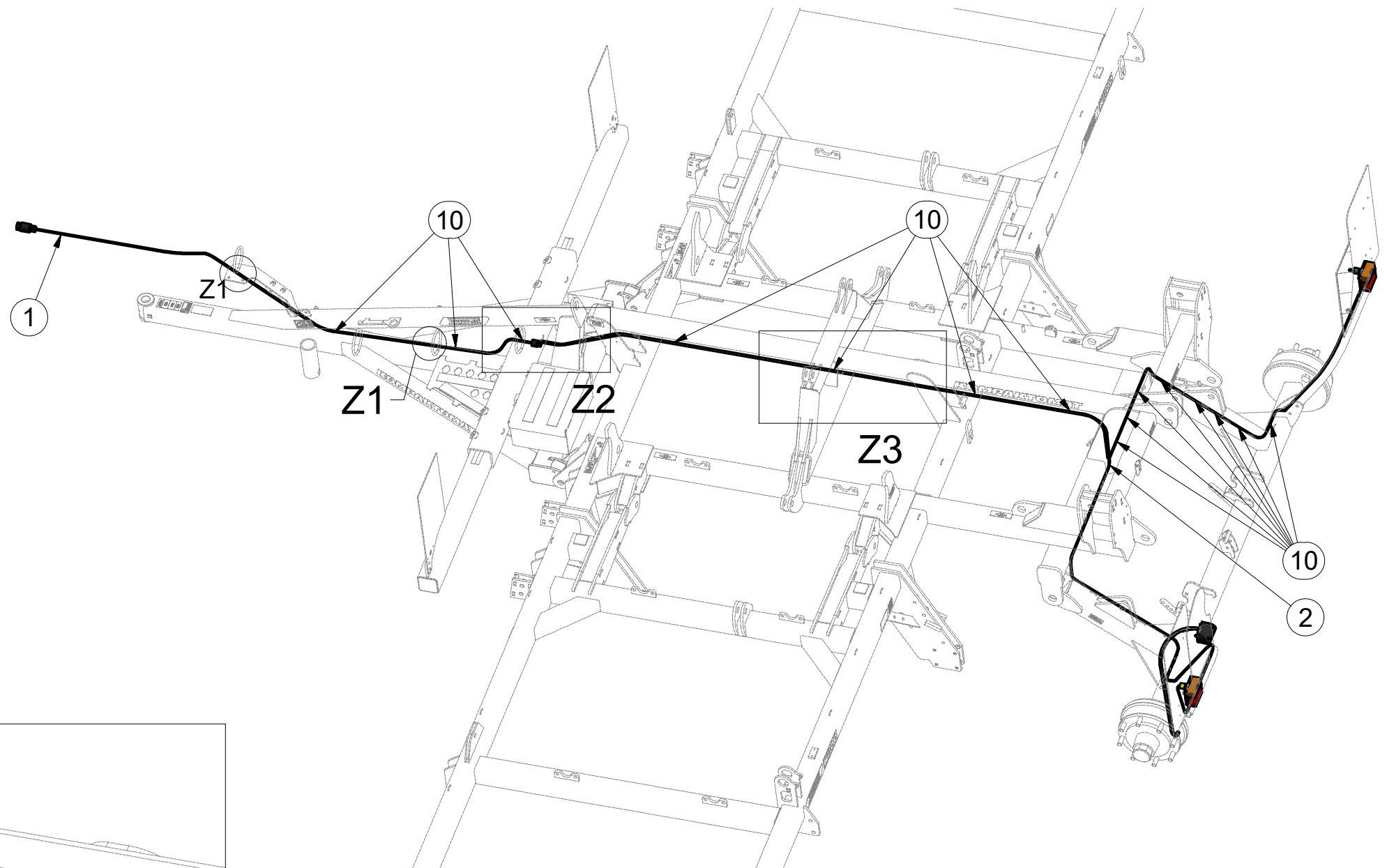
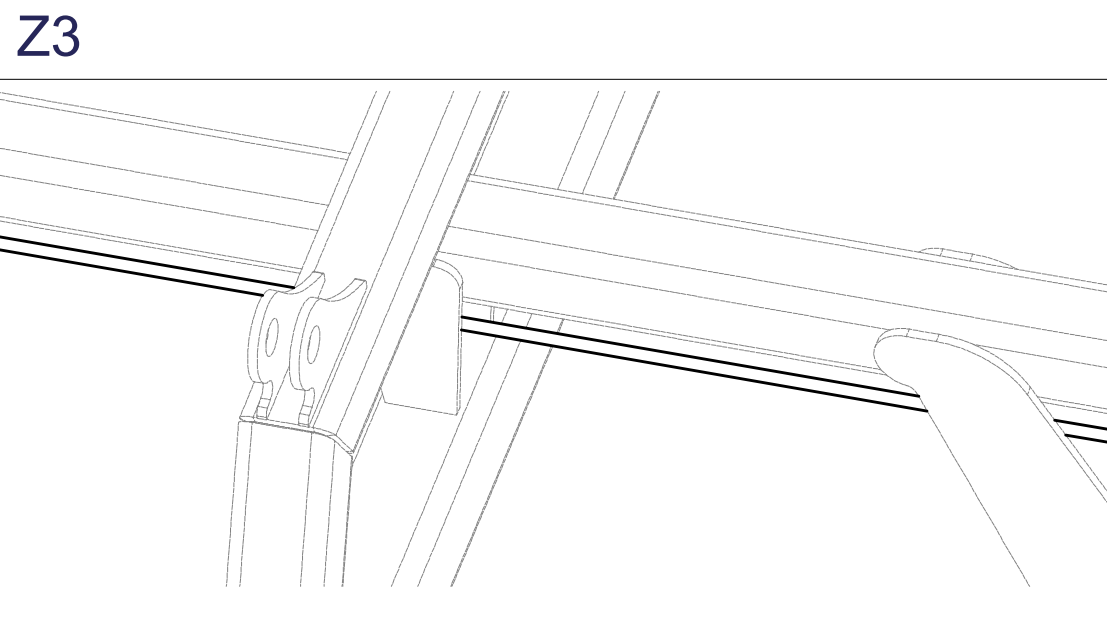
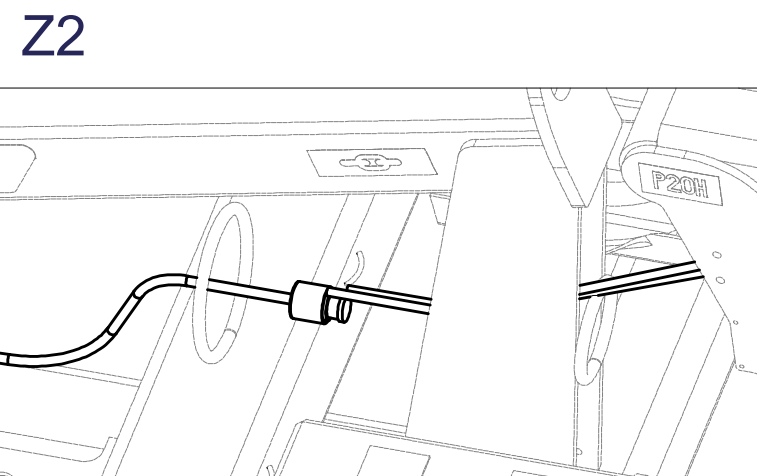
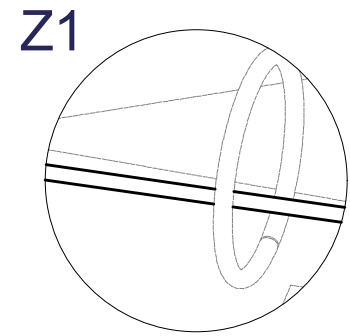
Ⓖ LIGHTING SET

Ⓡ ОСВЕТИТЕЛЬНЫЙ КОМПЛЕКТ

Ⓟ ZESTAW OŚWIETLENIA



3006710



Pos.	Part Number	Pcs.
1	m10688	1
2	m10687	1
10	m05566	50

Ⓒ SVĚTELNÁ SADA

Ⓓ LEUCHTENSATZ

Ⓕ KIT LUMINEUX

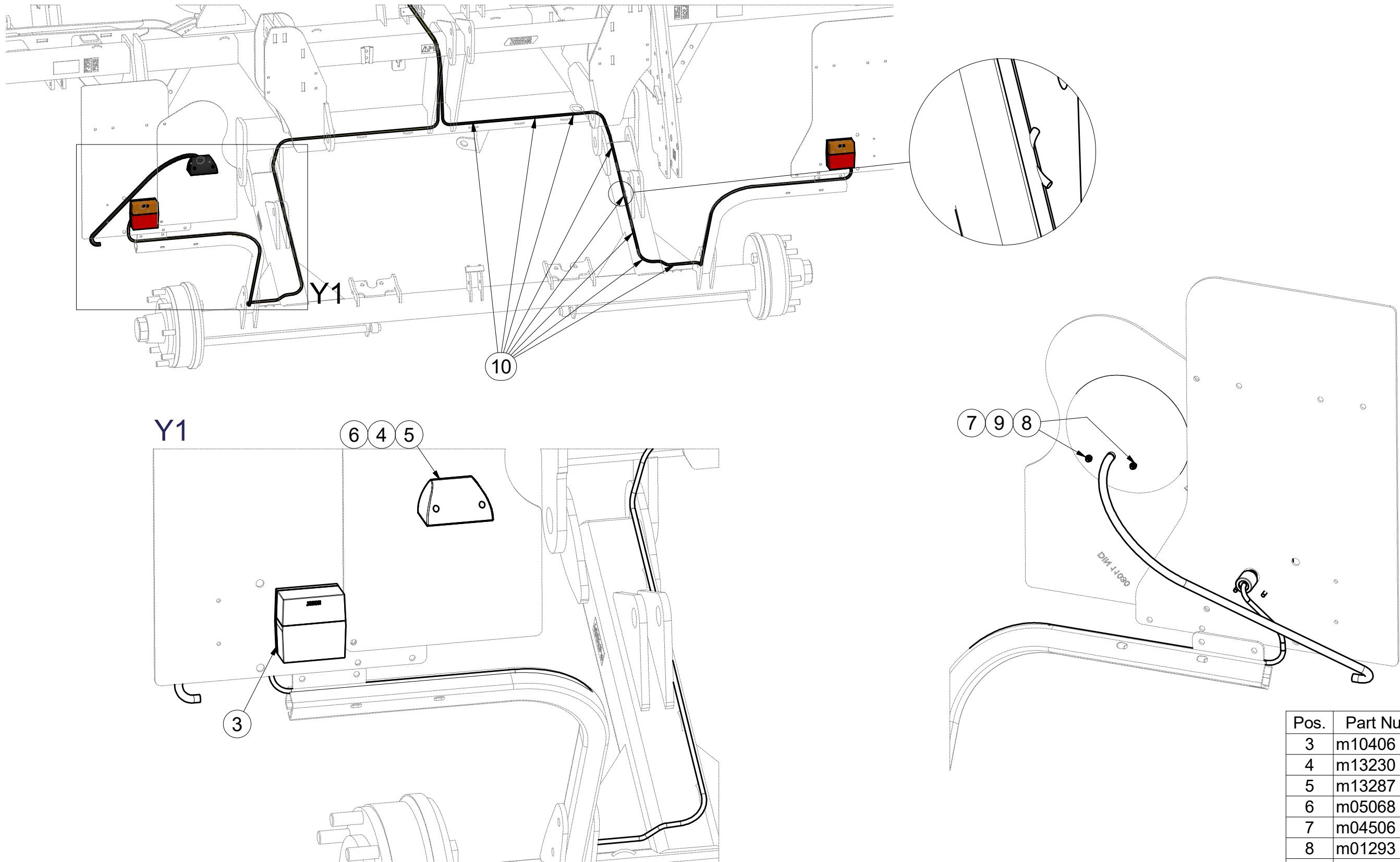
Ⓖ LIGHTING SET

Ⓡ ОСВЕТИТЕЛЬНЫЙ КОМПЛЕКТ

Ⓟ ZESTAW OŚWIETLENIA



3006710



Pos.	Part Number	Pcs.
3	m10406	2
4	m13230	1
5	m13287	1
6	m05068	1
7	m04506	2
8	m01293	2
9	m01197	2
10	m05566	50

Ⓒ CZ SOUPRAVA TĚSNIVA PÍSTNIC

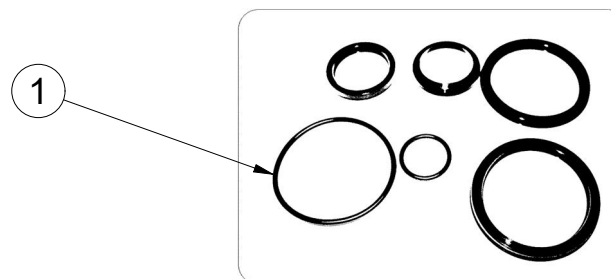
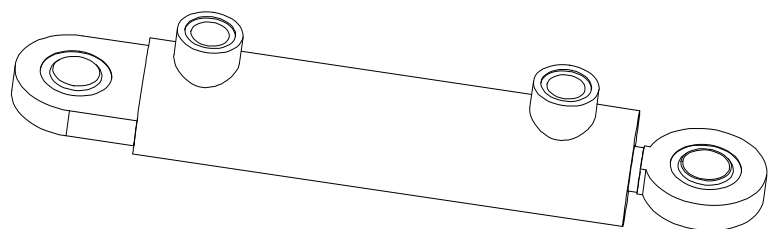
Ⓓ D KOLBENSTANGENDICHTUNGSMITTELSATZ

Ⓕ F SET DE GARNITURE DES TIGES DE PISTON

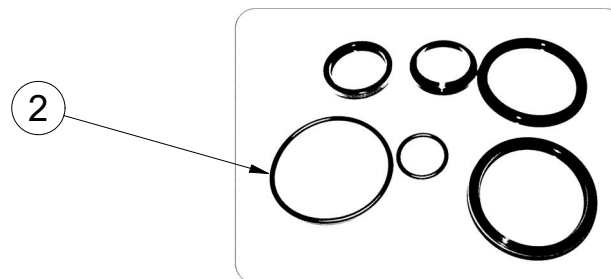
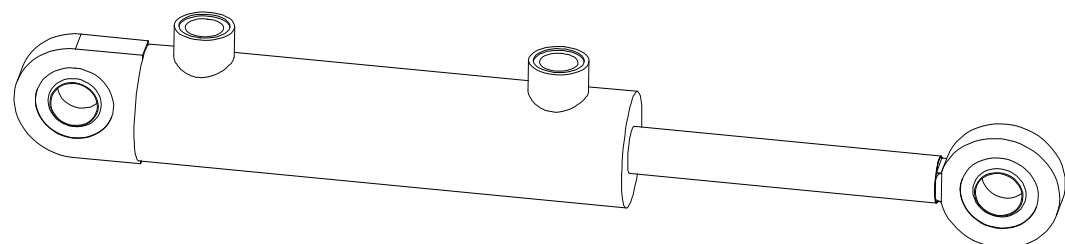
Ⓖ GB SEALING SET FOR PISTON RODS

Ⓔ RU КОМПЛЕКТ ПРОКЛАДОК ЦИЛИНДРОВ

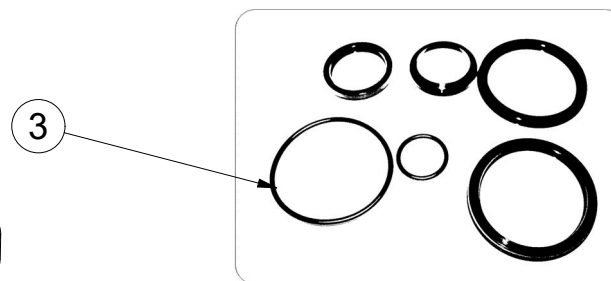
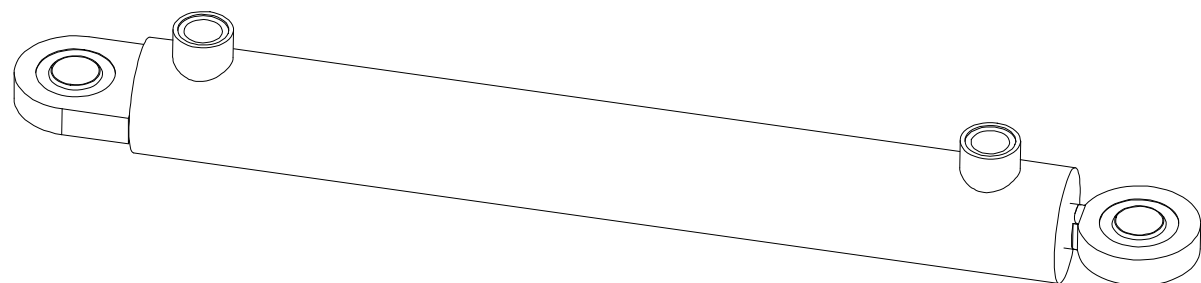
Ⓗ PL ZESTAW USZCZELEK TRZPIENIA TŁOKA



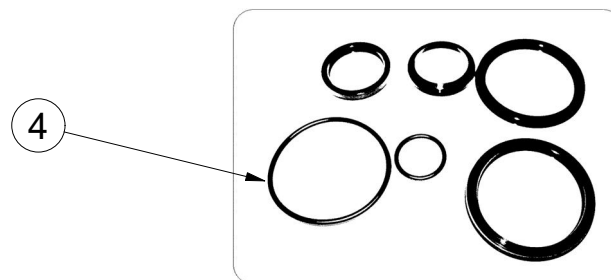
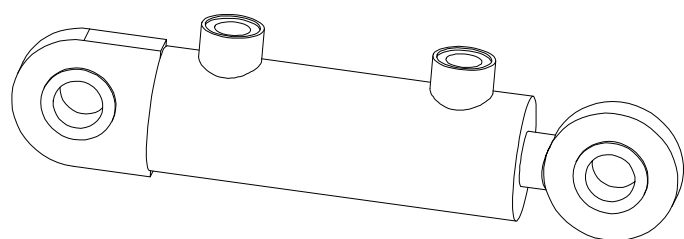
9000782 - Ø50/Ø25-160		
Pos	Part number	Pcs
1	m08750	2



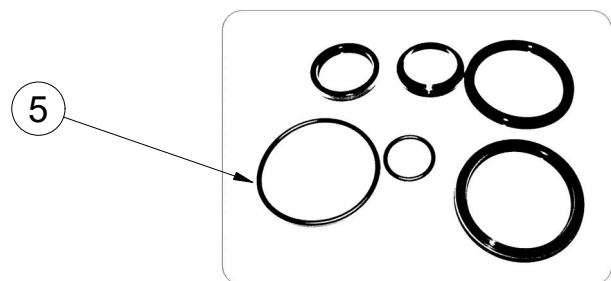
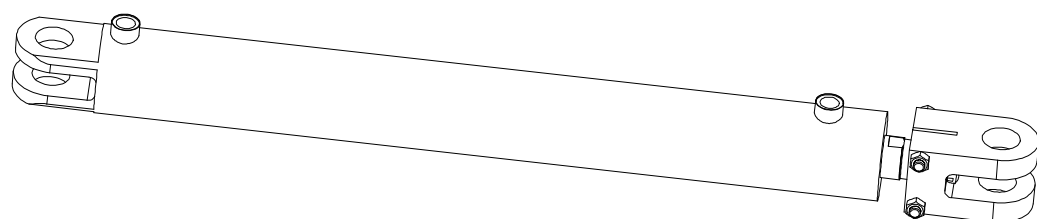
9001717 - Ø50/Ø25-160		
Pos	Part number	Pcs
2	m08750	2



9001889 - Ø50/Ø25-400		
Pos	Part number	Pcs
3	m08750	2



9001890 - Ø40/Ø22-63		
Pos	Part number	Pcs
4	m05676	2



9002937 - Ø80/Ø45-700		
Pos	Part number	Pcs
5	m11595	2

ⒸZ SOUPRAVA TĚSNIVA PÍSTNIC

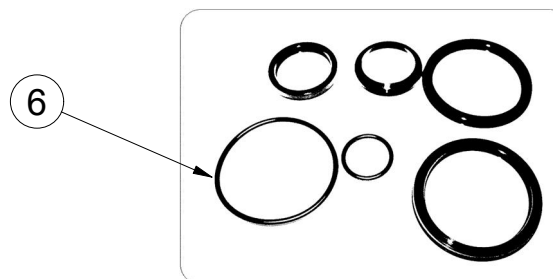
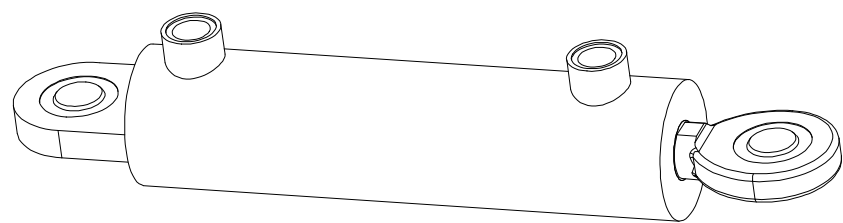
Ⓓ KOLBENSTANGENDICHTUNGSMITTELSATZ

Ⓕ SET DE GARNITURE DES TIGES DE PISTON

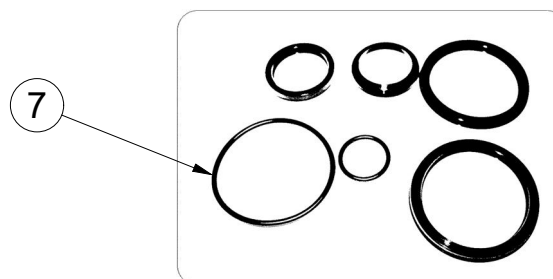
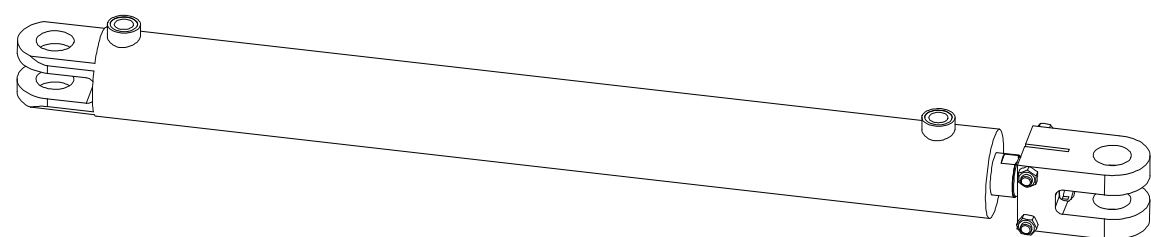
ⒼB SEALING SET FOR PISTON RODS

ⒺU КОМПЛЕКТ ПРОКЛАДОК ЦИЛИНДРОВ

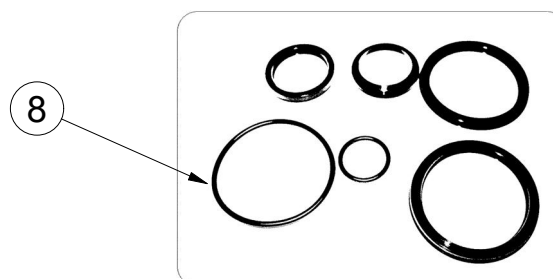
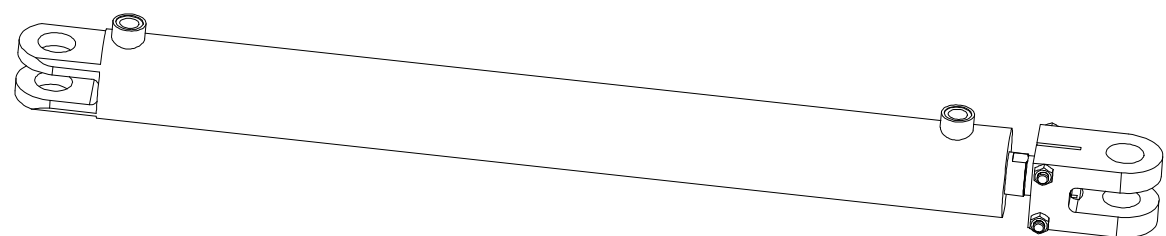
ⒻL ZESTAW USZCZELEK TRZPIENIA TŁOKA



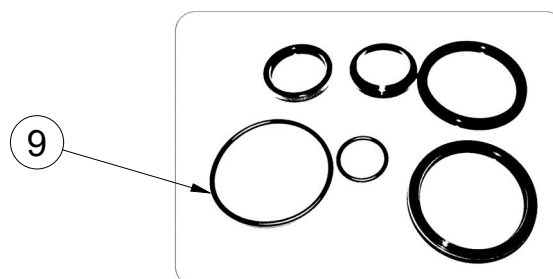
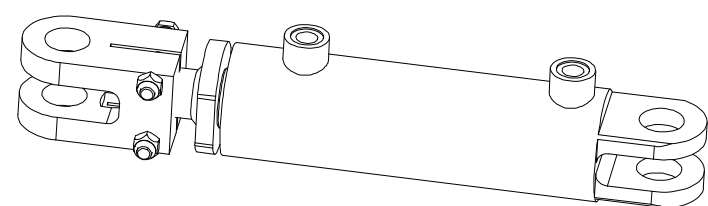
9004038 - Ø63/Ø32-200		
Pos	Part number	Pcs
6	m05442	3



m14957 - Ø80/Ø45-800		
Pos	Part number	Pcs
7	m20806	3



9002601 - Ø80/Ø45-700		
Pos	Part number	Pcs
8	m11595	2



m11371 - Ø63/Ø40-130		
Pos	Part number	Pcs
9	m11596	2

☉ SAMOLEPKY STROJE

☉ AUFKLEBER MASCHINEN

☉ VOITURE MACHINES

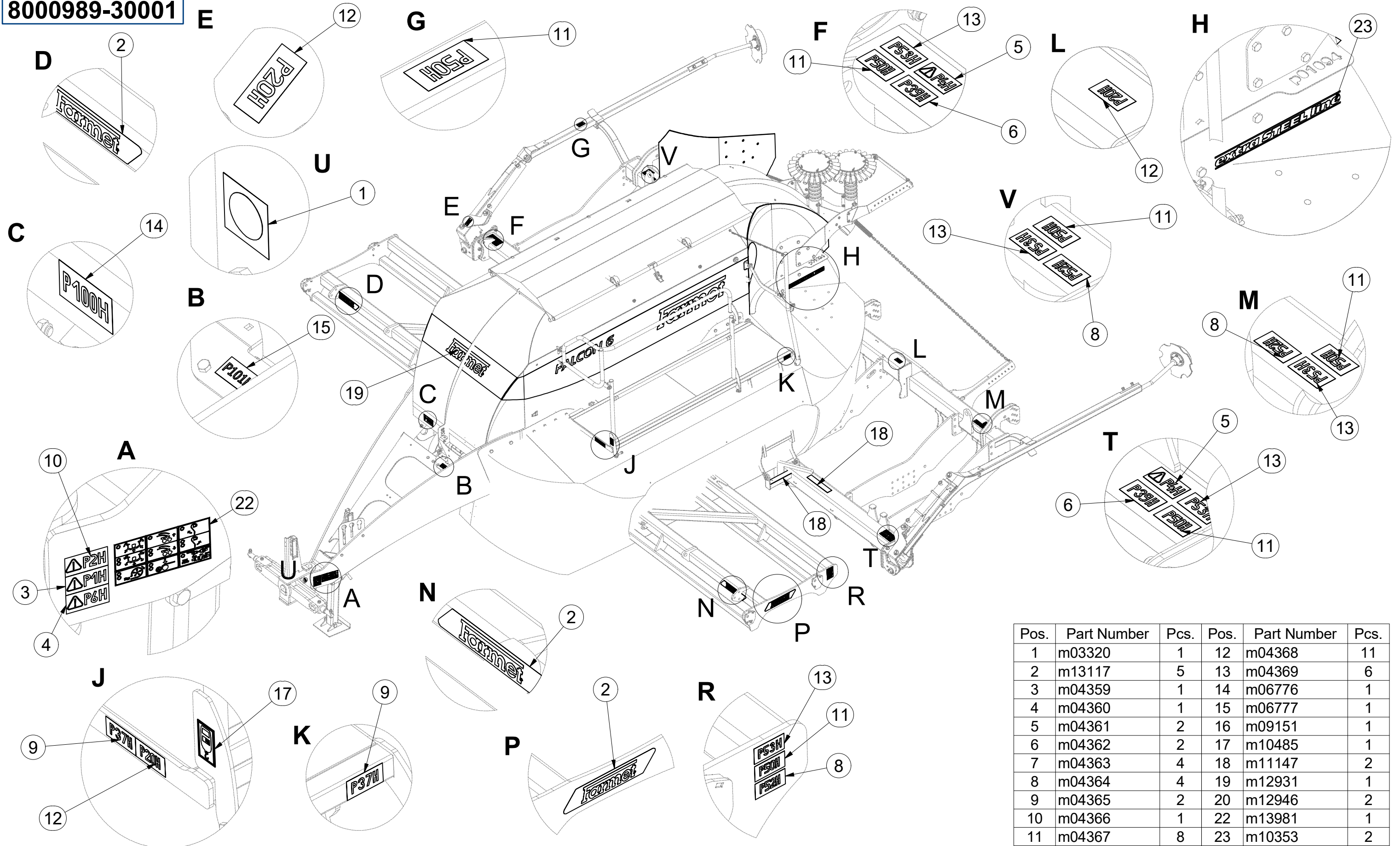
☉ STICKERS MACHINES

☉ СТИКЕРЫ МАШИНЫ

☉ NAKLEJKI MASZYNY



8000989-30001



Pos.	Part Number	Pcs.	Pos.	Part Number	Pcs.
1	m03320	1	12	m04368	11
2	m13117	5	13	m04369	6
3	m04359	1	14	m06776	1
4	m04360	1	15	m06777	1
5	m04361	2	16	m09151	1
6	m04362	2	17	m10485	1
7	m04363	4	18	m11147	2
8	m04364	4	19	m12931	1
9	m04365	2	20	m12946	2
10	m04366	1	22	m13981	1
11	m04367	8	23	m10353	2

Ⓒ SAMOLEPKY STROJE

Ⓓ AUFKLEBER MASCHINEN

Ⓕ VOITURE MACHINES

Ⓖ STICKERS MACHINES

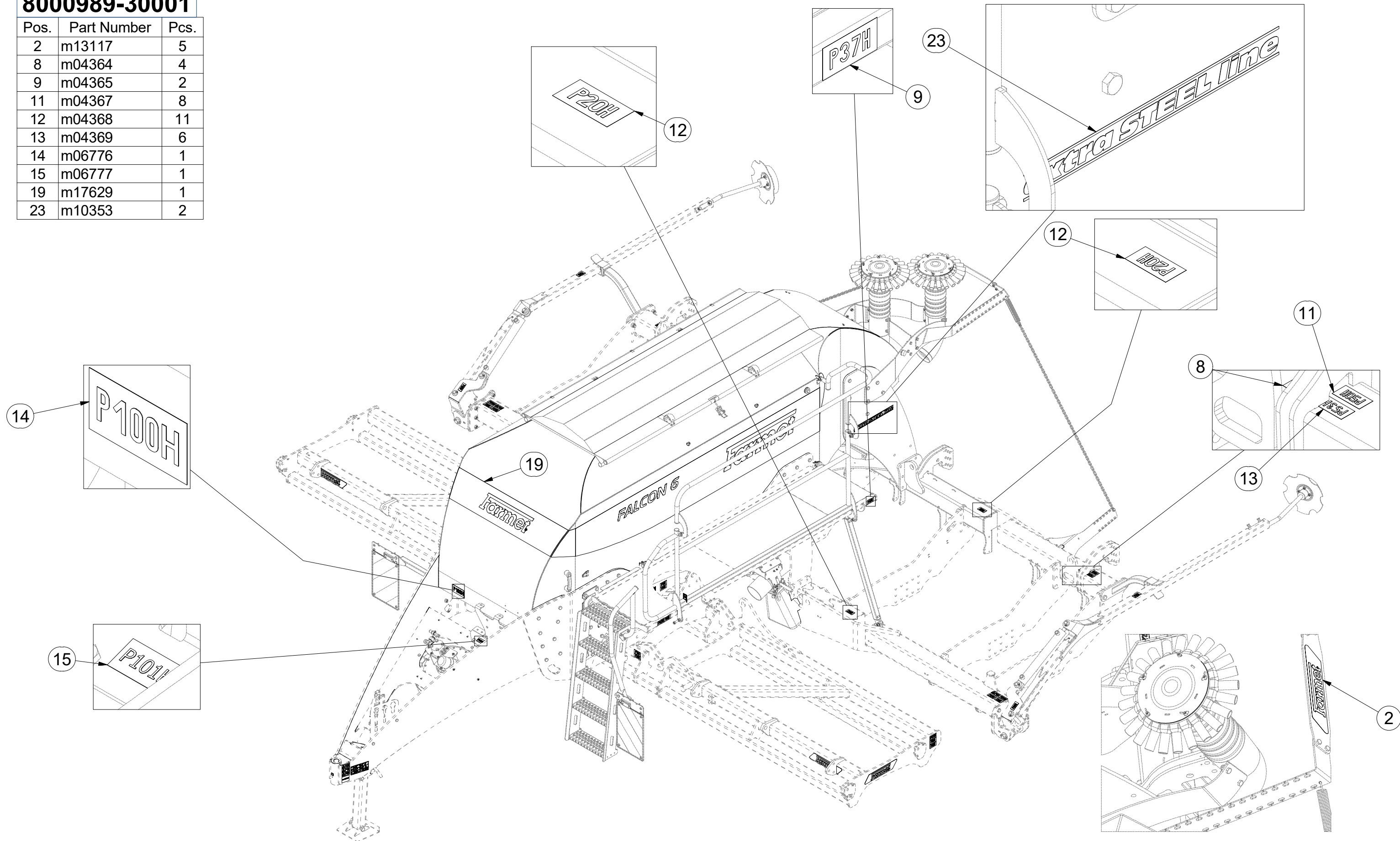
Ⓡ СТИКЕРЫ МАШИНЫ

Ⓟ NAKLEJKI MASZYNY



8000989-30001

Pos.	Part Number	Pcs.
2	m13117	5
8	m04364	4
9	m04365	2
11	m04367	8
12	m04368	11
13	m04369	6
14	m06776	1
15	m06777	1
19	m17629	1
23	m10353	2



Ⓒ SAMOLEPKY STROJE

Ⓓ AUFKLEBER MASCHINEN

Ⓕ VOITURE MACHINES

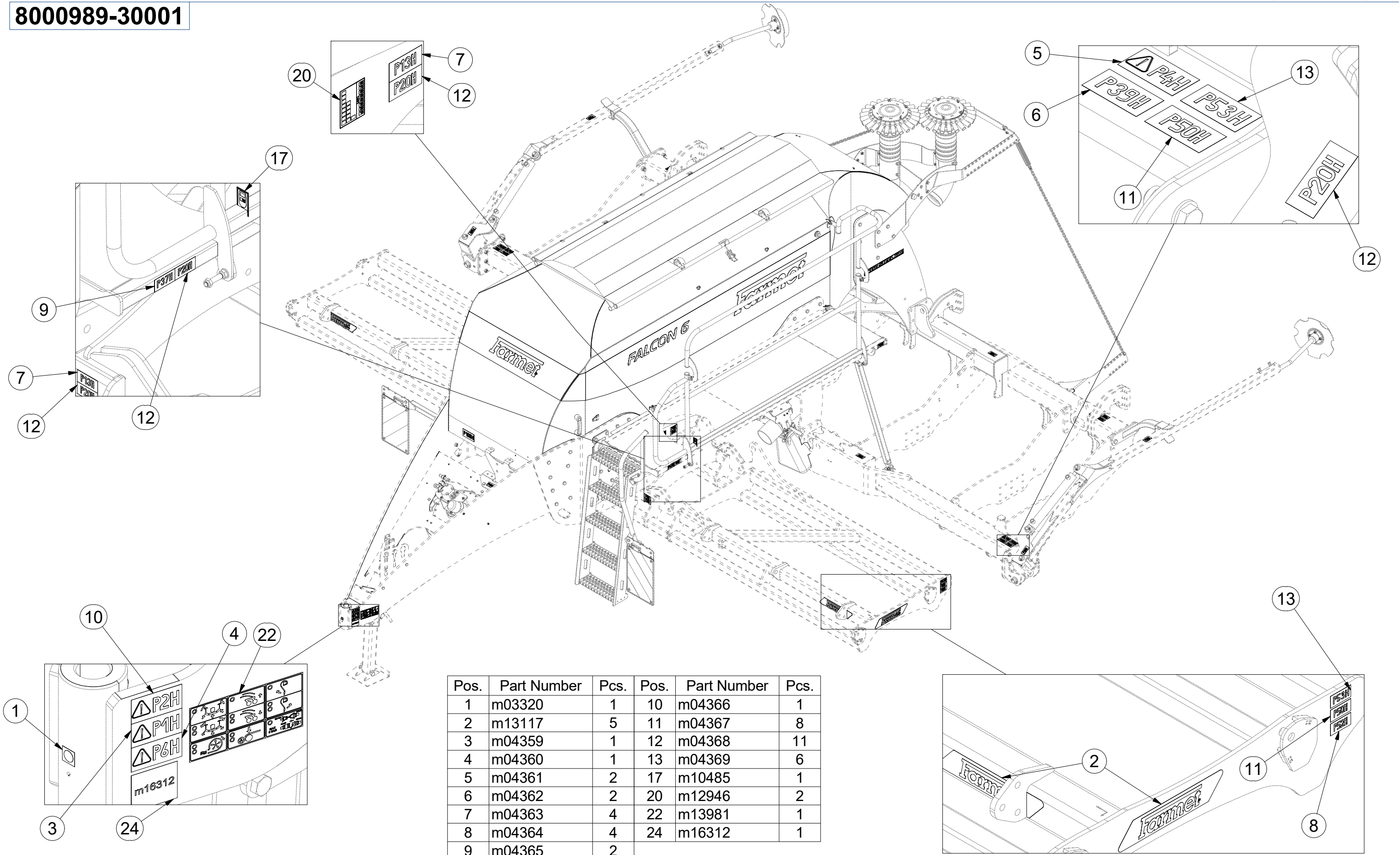
Ⓖ STICKERS MACHINES

Ⓡ СТИКЕРЫ МАШИНЫ

Ⓢ NAKLEJKI MASZYNY



8000989-30001



Pos.	Part Number	Pcs.	Pos.	Part Number	Pcs.
1	m03320	1	10	m04366	1
2	m13117	5	11	m04367	8
3	m04359	1	12	m04368	11
4	m04360	1	13	m04369	6
5	m04361	2	17	m10485	1
6	m04362	2	20	m12946	2
7	m04363	4	22	m13981	1
8	m04364	4	24	m16312	1
9	m04365	2			

- Ⓒ UTAHOVACÍ MOMENTY ŠROUBŮ
 Ⓓ ANZUGMOMENTE VON SCHRAUBEN
 Ⓕ COUPLES DE SERRAGE DES VIS

- Ⓒ SCREW TIGHTENING TORQUE
 Ⓓ МОМЕНТЫ ЗАЖАТИЯ БОЛТОВ
 Ⓕ MOMENTY DOKRĘCANIA ŚRUB



P		5.8	8.8	10.9	12.9	Z	
D	R	Mu	Mu	Mu	Mu	DIN 7991	ISO 10642
mm	mm	Nm	Nm	Nm	Nm	Nm	Nm
M6	1	6	9	13	15	7,2	7,9
M8	1,25	14	22	32	38	17	19
M10	1,5	29	44	64	75	35	38
M12	1,75	49	76	111	130	58	65
M14	2	79	120	176	206	93	100
M16	2	123	188	276	323	144	158
M18	2,5	169	257	378	443	-	220
M20	2,5	239	365	536	628	-	310
M22	2,5	329	529	738	864	-	420
M24	3	413	629	924	1082	-	530
M27	3	613	934	1372	1606	-	-
M30	3,5	832	1267	1862	2179	-	-
M33	3,5	1130	1723	2530	2961	-	-
M36	4	1451	2210	3246	3799	-	-
M39	4	1885	2872	4217	4936	-	-
M42	4,5	2322	3538	5196	6080	-	-
M45	4,5	2909	4433	6511	7619	-	-
M48	5	3513	535	7862	9200	-	-
M52	5	4524	6895	10123	11849	-	-
M56	5,5	5636	8589	12614	14761	-	-

- Mu - Ⓒ UTAHOVACÍ MOMENT
 Ⓓ ANZUGMOMENTE
 Ⓕ COUPLE DE SERRAGE
 Ⓒ TIGHTENING TORQUE
 Ⓓ МОМЕНТ ЗАЖАТИЯ
 Ⓕ MOMENT DOKRĘCANIA
- D - Ⓒ JMENOVITÝ PRŮMĚR
 Ⓓ NENNDURCHMESSER
 Ⓕ DIAMETRE NOMINAL
 Ⓒ NOMINAL DIAMETER
 Ⓓ НОМИНАЛЬНЫЙ ДИАМЕТР
 Ⓕ ŚREDNICA NOMINALNA
- R - Ⓒ ROZTEČ ZÁVITU - STOUPÁNÍ
 Ⓓ GEWINDESTEIGUNG
 Ⓕ PAS DE FILET - PAS
 Ⓒ SCREW PITCH – LEAD
 Ⓓ ШАГ РЕЗЬБЫ
 Ⓕ ROZSTAW GWINTU - SKOKI
- P - Ⓒ PEVNOST
 Ⓓ FESTIGKEIT
 Ⓕ RÉSISTANCE
 Ⓒ STRENGTH
 Ⓓ ПРОЧНОСТЬ
 Ⓕ WYTRZYMA OŚĆ
- Z - Ⓒ ZÁPUSTNÉ ŠROUBY
 Ⓓ SENKKOPFSCHRAUBEN
 Ⓕ VIS A TETE FRAISEE
 Ⓒ COUNTERSUNK SCREWS
 Ⓓ БОЛТЫ С УТОПЛЕННОЙ ГОЛОВКОЙ
 Ⓕ ŚRUBY Z ŁBEM STOŻKOWYM PŁASKIM

- Ⓒ Hodnoty momentů jsou poníženy o -10% oproti tabulkovým hodnotám. Šroubové spoje utahujte dle vyznačeného utahovacího momentu v dokumentaci. Pokud není utahovací moment v dokumentaci vyznačen, utahujte dle obecné tabulky. Pokud je v dokumentaci definován spoj šroubu a matice o různých pevnostech, vždy utahujte na moment komponenty nižší.
- Ⓓ Die Werte der Anzugsmomente sind um 10 % gegenüber den Tabellenwerten verringert. Ziehen Sie die Schraubverbindungen gemäß dem in der Dokumentation festgeschriebenen Anzugsmoment an. Sofern das Anzugsmoment nicht in der Dokumentation aufgeführt ist, ziehen Sie sie gemäß der allgemeinen Tabelle an. Wenn in der Dokumentation eine Verbindung von Schraube und Mutter mit verschiedene Festigkeiten definiert ist, wird immer mit dem Moment des Bauteils mit der geringeren Festigkeit angezogen.
- Ⓕ Les valeurs des couples de serrage sont baissées de 10% par rapport aux valeurs de tableau. Serrez les raccords à vis selon le couple de serrage indiqué dans les documents. Si le couple de serrage n'est pas indiqué dans les documents, serrez selon le tableau général. Si les documents définissent un assemblage par boulon de diverses résistances, serrez toujours au moment de la composante avec résistance inférieure.
- Ⓒ The torque values are reduced by 10% compared to the table values. Tighten the screw joints according to the tightening torque stated in the documentation. If the tightening torque is not stated in the documentation, tighten according to the general table. If there is a joint with a screw and a nut at different strengths in the documentation, always tighten to the torque of the component with lower strength.
- Ⓓ Значения моментов затяжки уменьшены на 10% по сравнению с данными в таблице. Резьбовые соединения зажимайте с установленным в документации моментом зажатия. Если в документации не указан момент зажатия, то зажимайте по действующей в общем таблице. Если в документации установлено соединение из болта и гайки различной прочности, всегда зажимайте с моментом для компонента с меньшей прочностью.
- Ⓕ Wartości momentów dokręcania są obniżone o 10% w stosunku do wartości z tabeli. Połączenia śrubowe należy dokręcać zgodnie z momentem obrotowym w dokumentacji. Jeśli w dokumentacji nie ma podanego momentu obrotowego, należy dokręcać zgodnie z ogólną tabelą. Jeśli w dokumentacji zdefiniowane jest połączenie ze śrubą nakrętką różnych wytrzymałościach, zawsze należy dokręcać zachowując moment dokręcania komponentu z niższą wytrzymałością.

- Ⓒ UTAHOVACÍ MOMENTY ŠROUBŮ
 Ⓓ ANZUGMOMENTE VON SCHRAUBEN
 Ⓕ COUPLES DE SERRAGE DES VIS

- Ⓖ SCREW TIGHTENING TORQUE
 Ⓡ MOMENTЫ ЗАЖАТИЯ БОЛТОВ
 Ⓟ MOMENTY DOKRĘCANIA ŚRUB



- Ⓒ **OBECNÝ PŘEDPIS UTAHOVÁNÍ ZAJIŠTĚNÍ ČEPOVÝCH SPOJŮ:**
 Ⓓ **ALLGEMEINE VORSCHRIFT FÜR DAS ANZIEHEN VON BOLZENVERBINDUNGEN:**
 Ⓕ **CONSIGNE GENERALE POUR LE SERRAGE DES ARTICULATIONS CYLINDRIQUES:**
 Ⓖ **GENERAL INSTRUCTION FOR TIGHTENING THE SECURING OF PIN JOINTS:**
 Ⓡ **ОБЩЕЕ ОПИСАНИЕ ЗАЖАТИЯ ПРЕДОХРАНЕНИЯ СОЕДИНЕНИЙ ПАЛЬЦАМИ:**
 Ⓟ **OGÓLNE ZASADY DOKRĘCANIA ZABEZPIECZENIA POŁĄCZEŃ CZOPEM:**



X

M8, M10, M12

M14

M

09-15Nm

15-25Nm

- X - Ⓒ ROZMĚR ŠROUBU
 Ⓓ SCHRAUBENGRÖSSE
 Ⓕ DIMENSIONS DE LA VIS

- Ⓖ BOLT DIMENSION
 Ⓡ РАЗМЕР БОЛТА
 Ⓟ ROZMIAR ŚRUBY

- M - Ⓒ ORIENTAČNÍ MOMENT
 Ⓓ ANZUGSMOMENT
 Ⓕ COUPLE D'ORIENTATION

- Ⓖ ORIENTATION TORQUE
 Ⓡ ОРИЕНТАЦИОННЫЙ МОМЕНТ
 Ⓟ ORIENTACYJNY MOMENT

- Ⓒ Tyto spoje není nutné ověřovat kontrolou momentovým klíčem = stačí vizuálně kontrolovat sešroubování.
 Ⓓ Diese Verbindungen müssen nicht mit einem Drehmomentschlüssel überprüft werden = es genügt, die Verschraubung visuell zu kontrollieren.
 Ⓕ Il n'est pas nécessaire de contrôler le serrage à l'aide d'une clé dynamométrique = un contrôle visuel de l'assemblage suffit.
 Ⓖ These joints do not have to be verified by checking with a torque wrench = visual inspection of bolting is sufficient.
 Ⓡ Эти соединения не нужно контролировать динамометрическим ключом = достаточно визуально проверять прикручивание.
 Ⓟ Nie trzeba sprawdzać tych połączeń kluczem dynamometrycznym = wystarczy wizualnie skontrolować dokręcenie.