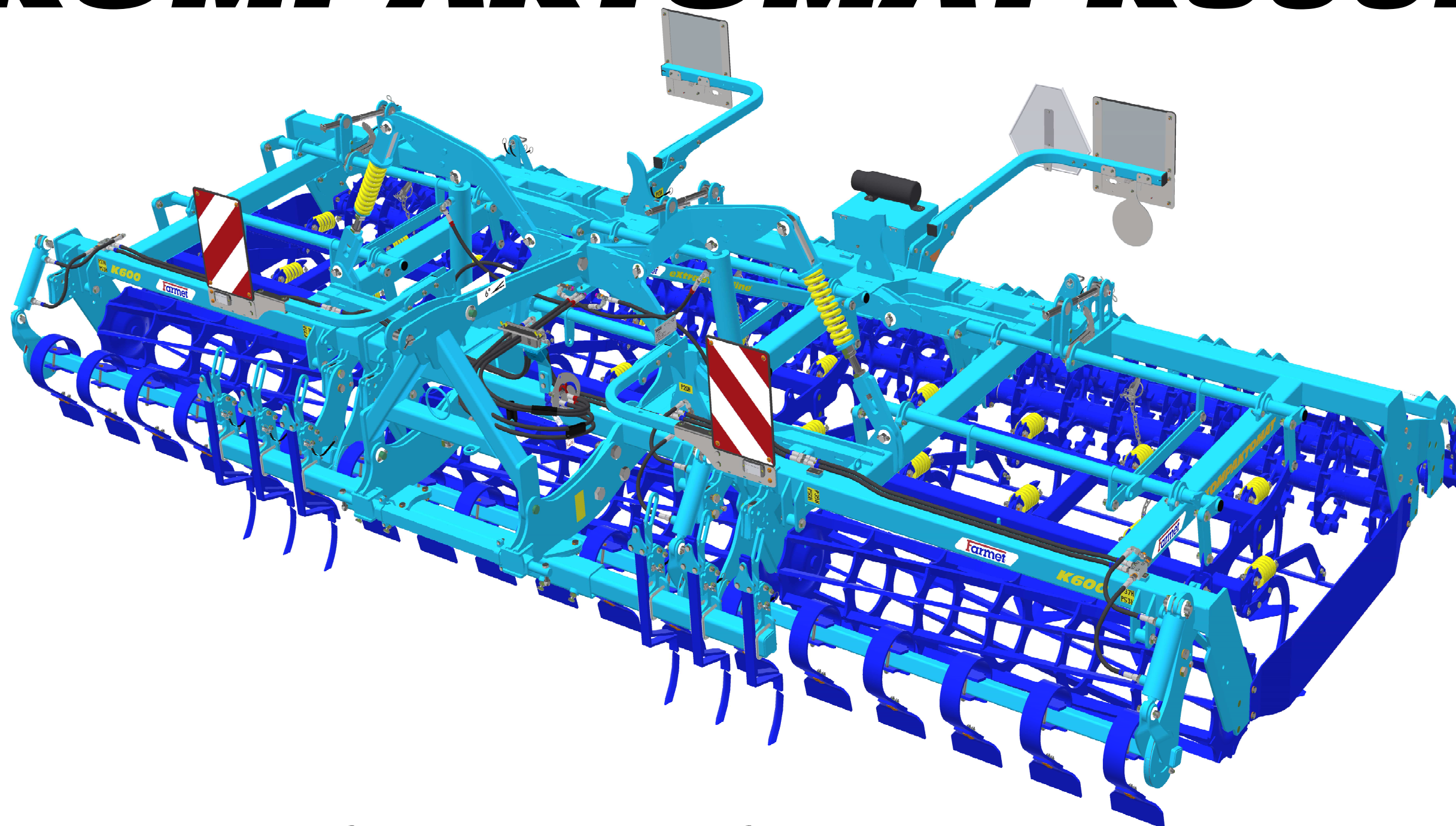


The effective technology and complex services

**Farmet**

ⒸZ KATALOG NÁHRADNÍCH DÍLŮ ⒸB CATALOGUE OF SPARE PARTS ⒸD ERSATZTEILLISTE  
ⒸRU КАТАЛОГ ЗАПАСНЫХ ЧАСТЕЙ ⒸF CATALOGUE DES PIÈCES DE RECHANGE ⒸPL KATALOG CZĘŚCI ZAMIENNYCH

# КОМПАКТОМАТ K600NS



ⒸZ Platnost pro vrcholové | výrobní číslo stroje ⒸB Validity for the top | serial number of the machine  
ⒸD Gültigkeit für die Haupt- | Herstellungsnummer der Maschine ⒸRU Действительно для главного | заводского номера машины  
ⒸF Validité du numéro de référence | de série de la machine ⒸPL Obowiązuje dla numeru głównego | seryjnego maszyny

**9333853 | 2024/0148**

Farmet a. s.  
Jiřinková 276  
552 03 Česká Skalice, CZ

phone: +420 491 450 111  
GSM: +420 774 715 738

Id. No.: 46504931  
Tax Id. No.: CZ46504931

web: [www.farmet.eu](http://www.farmet.eu)  
e-mail: [dzt@farmet.cz](mailto:dzt@farmet.cz)



ⒸZ NAVIGACE STROJE

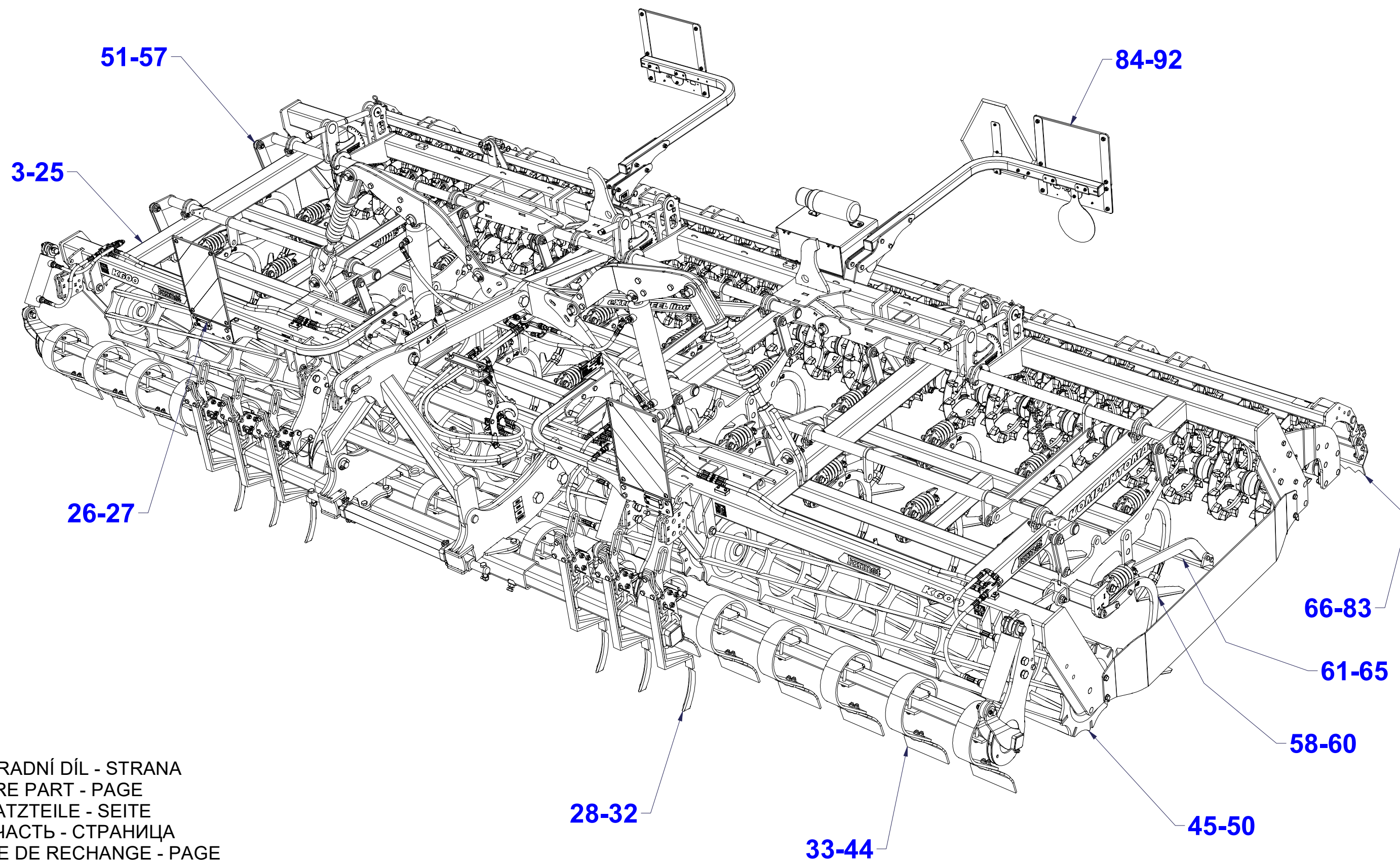
Ⓓ NAVIGATION DER MASCHINE

Ⓕ NAVIGATION DE LA MACHINE

ⒸB NAVIGATION OF THE MACHINE

ⒸU НАВИГАЦИЯ МАШИНЫ

ⒸL NAWIGACJA MASZYNY



ⒸZ NÁHRADNÍ DÍL - STRANA

ⒸB SPARE PART - PAGE

Ⓓ ERSATZTEILE - SEITE

ⒸU ЗАПЧАСТЬ - СТРАНИЦА

Ⓕ PIÈCE DE RECHANGE - PAGE

ⒸL CZĘŚCI ZAMIENNE - STRONA



Ⓒ POLOTOVAR STROJE

Ⓓ MASCHINEN-HALBFABRIKAT

Ⓕ MACHINE - SEMI-PRODUIT

Ⓖ SEMIFINISHED MACHINE

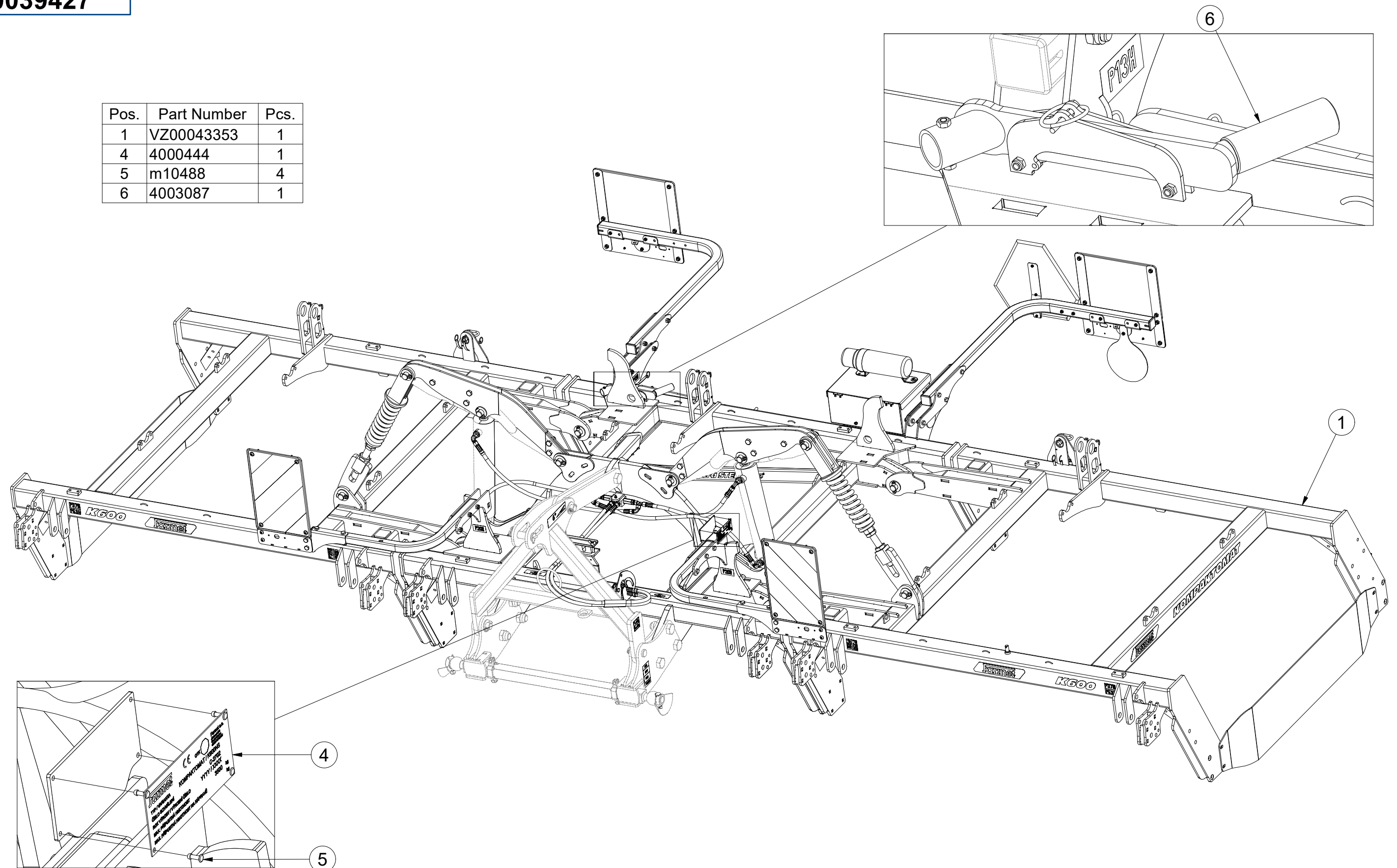
Ⓡ ПОЛУФАБРИКАТ МАШИНЫ

Ⓟ PÓŁFABRYKAT MASZYNY



**VZ00039427**

Pos.	Part Number	Pcs.
1	VZ00043353	1
4	4000444	1
5	m10488	4
6	4003087	1





Ⓒ POLOTOVAR STROJE

Ⓓ MASCHINEN-HALBFABRIKAT

Ⓕ MACHINE - SEMI-PRODUIT

Ⓖ SEMIFINISHED MACHINE

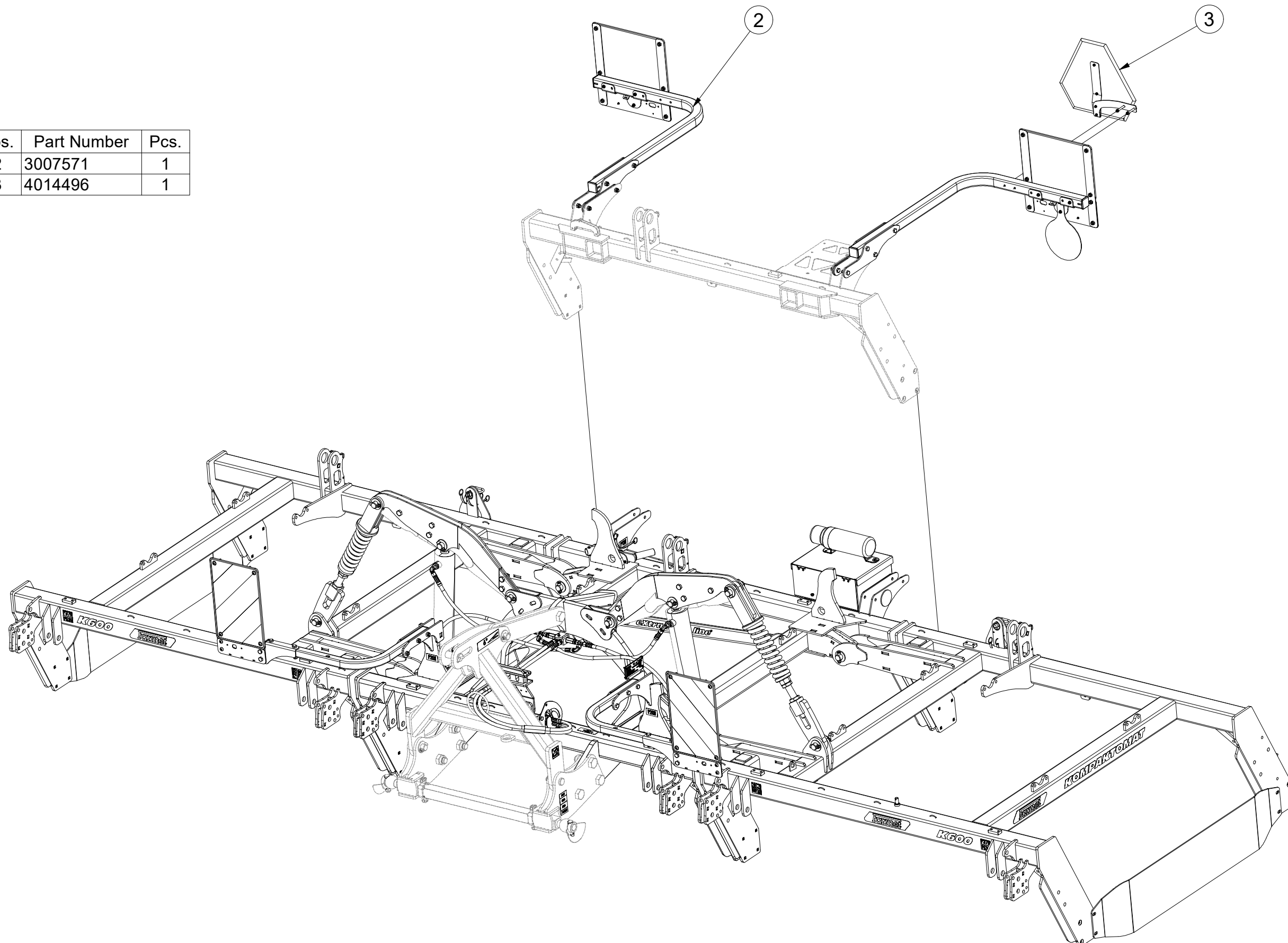
Ⓡ ПОЛУФАБРИКАТ МАШИНЫ

Ⓟ ПОЉФАБРЫКАТ МАСЗЫНЫ



**VZ00039427**

Pos.	Part Number	Pcs.
2	3007571	1
3	4014496	1



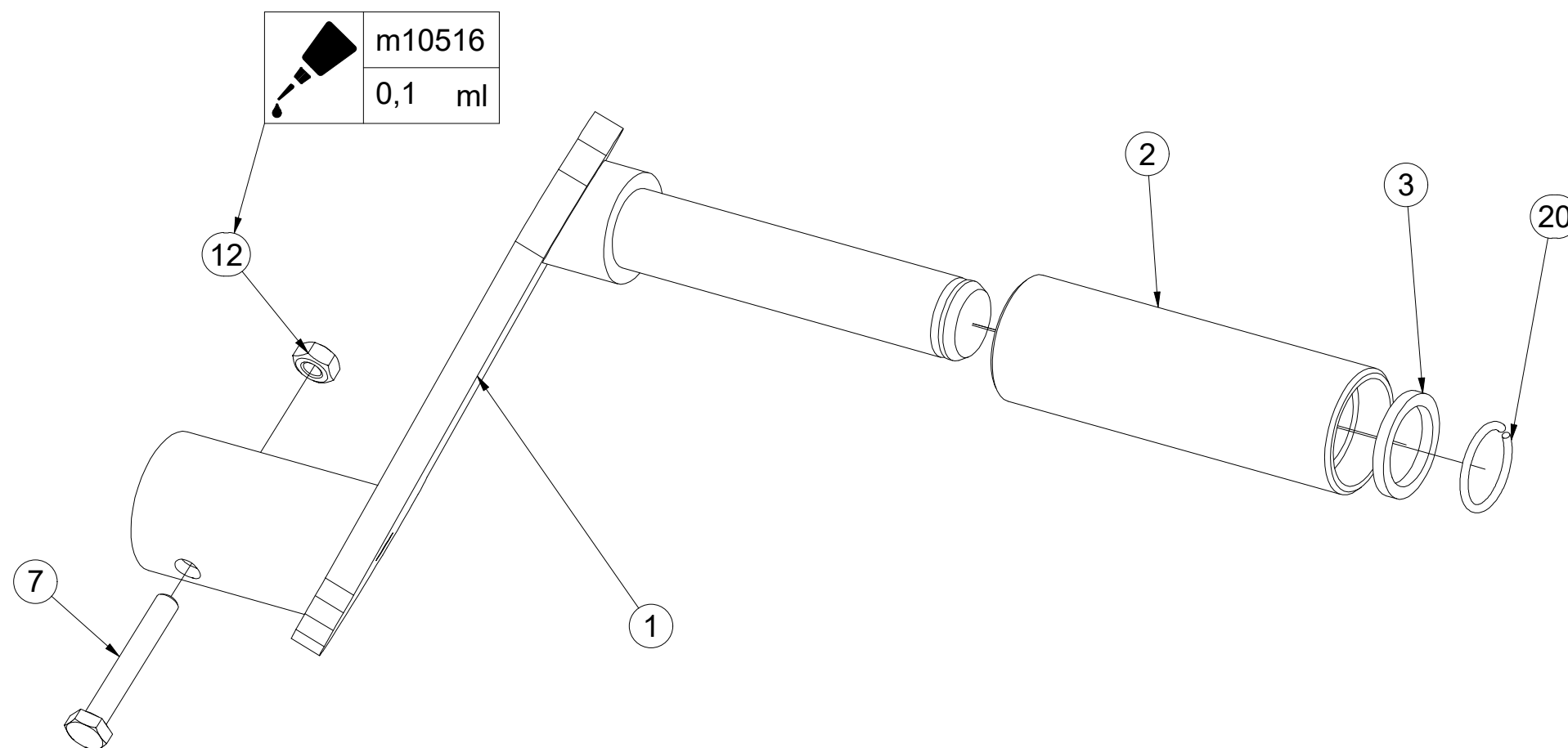
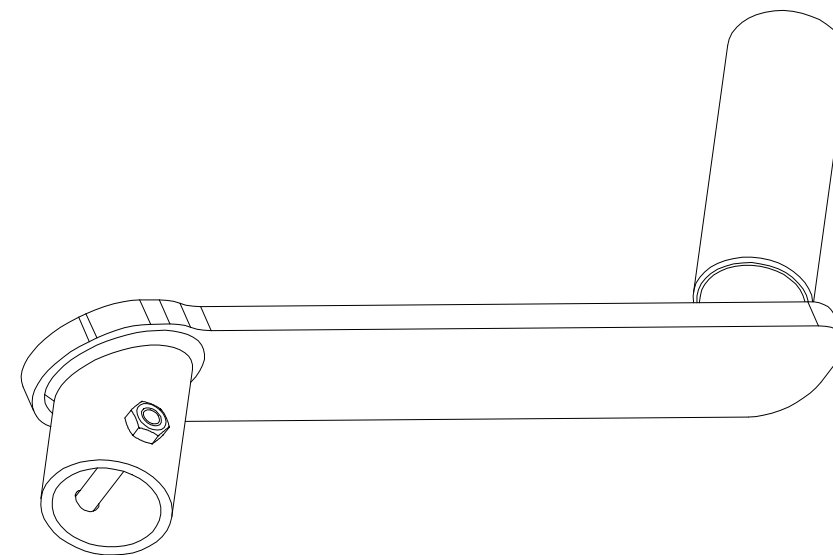


CZ NASAZOVACÍ KLIKA  
 D MONTAGEGRIFF  
 F POIGNÉE DE MONTAGE

GB MOUNTING HANDLE  
 RU МОНТАЖНАЯ РУЧКА  
 PL UCHWYT MONTAŻOWY



**4003087**



Pos.	Part Number	Pcs.
1	4003092	1
2	4001533	1
3	4004828	1
7	m04641	1
12	m01295	1
20	m06561	1
25	m10516	0,1



Ⓒ POLOTOVAR STROJE

Ⓓ MASCHINEN-HALBFABRIKAT

Ⓕ MACHINE - SEMI-PRODUIT

Ⓖ SEMIFINISHED MACHINE

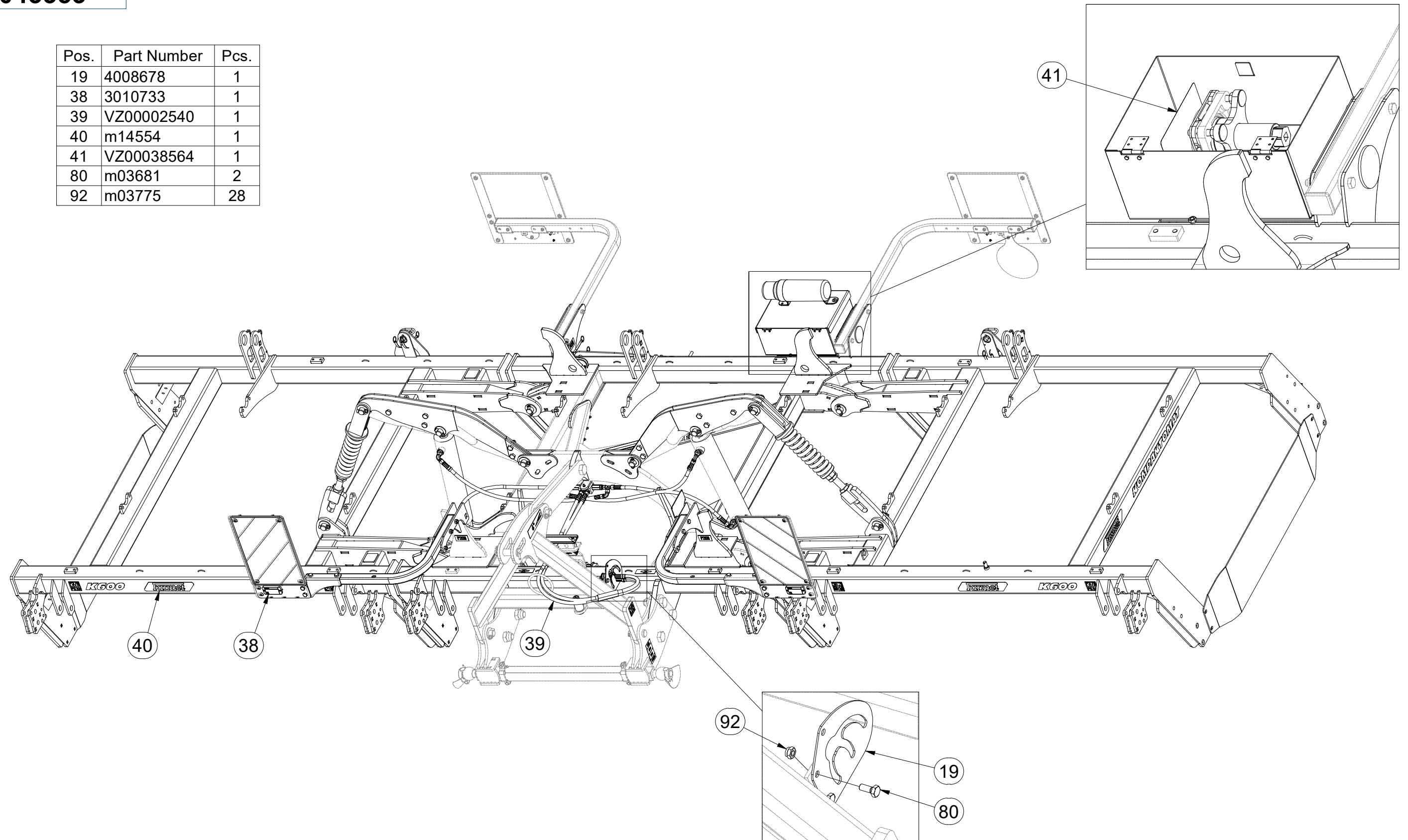
Ⓡ ПОЛУФАБРИКАТ МАШИНЫ

Ⓟ PÓLFABRYKAT MASZYNY



**VZ00043353**

Pos.	Part Number	Pcs.
19	4008678	1
38	3010733	1
39	VZ00002540	1
40	m14554	1
41	VZ00038564	1
80	m03681	2
92	m03775	28





Ⓒ POLOTOVAR STROJE

Ⓓ MASCHINEN-HALBFABRIKAT

Ⓕ MACHINE - SEMI-PRODUIT

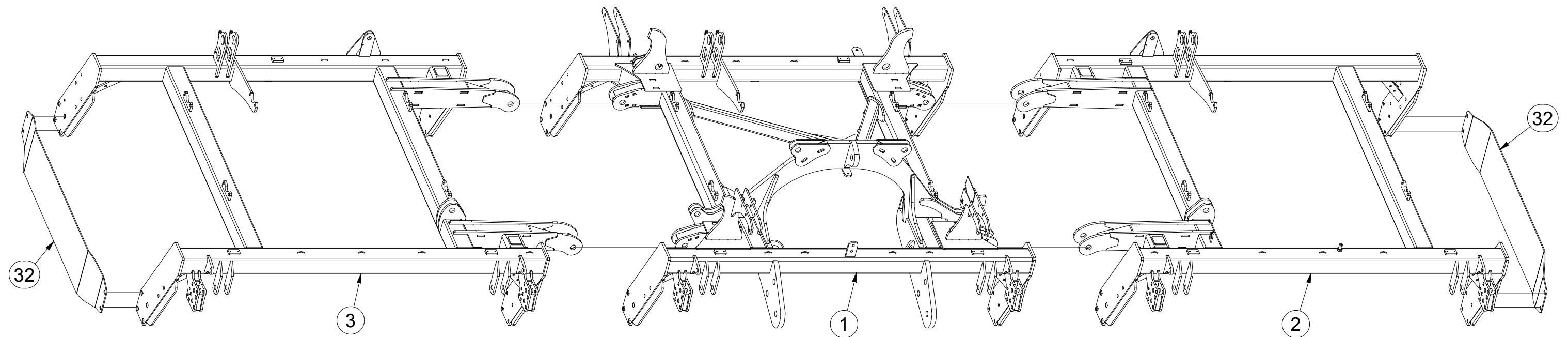
Ⓖ SEMIFINISHED MACHINE

Ⓡ ПОЛУФАБРИКАТ МАШИНЫ

Ⓟ PÓŁFABRYKAT MASZYN



**VZ00043353**



Pos.	Part Number	Pcs.
1	VZ00038989	1
2	VZ00039082	1
3	VZ00039083	1
32	4016427	2

Ⓒ POLOTOVAR STROJE

Ⓓ MASCHINEN-HALBFABRIKAT

Ⓕ MACHINE - SEMI-PRODUIT

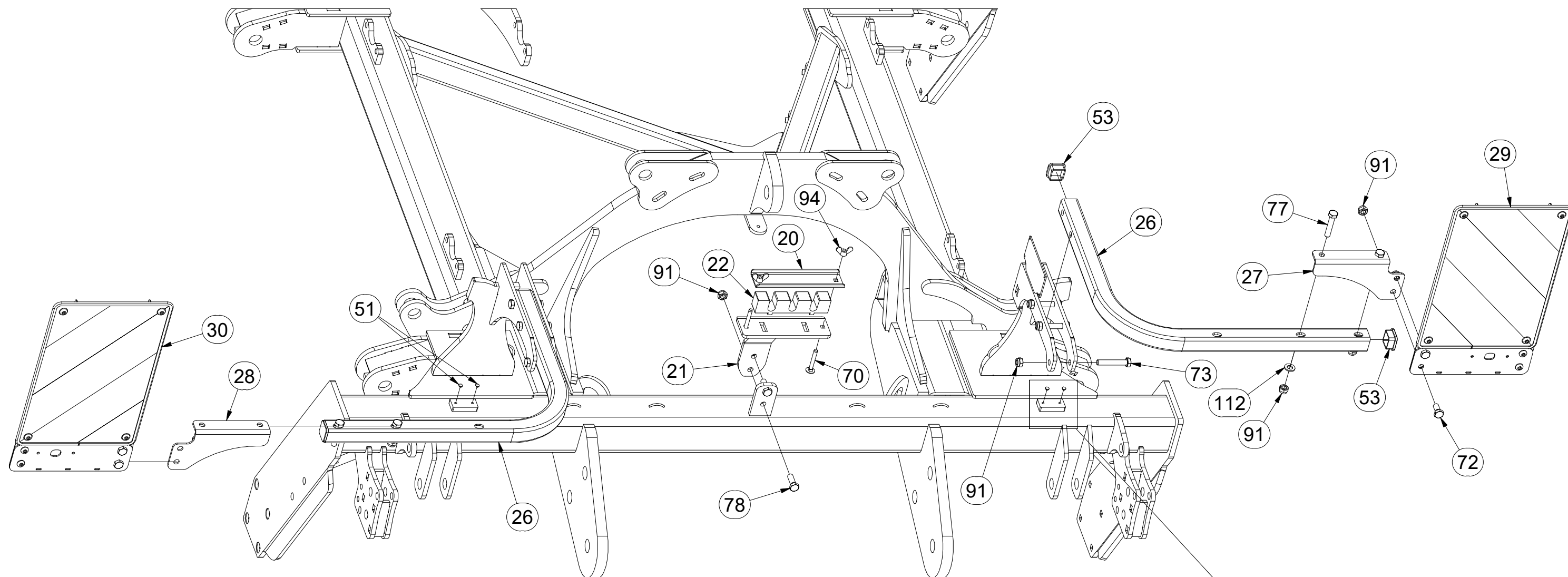
Ⓖ SEMIFINISHED MACHINE

Ⓡ ПОЛУФАБРИКАТ МАШИНЫ

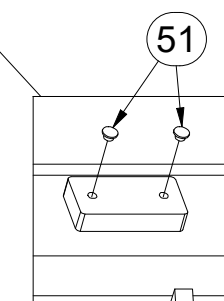
Ⓢ PÓŁFABRYKAT MASZYNY



**VZ00043353**



Pos.	Part Number	Pcs.	Pos.	Part Number	Pcs.
20	4004109	1	53	m12689	4
21	4015932	1	70	m09247	2
22	4015933	1	72	m08549	4
26	9004762	2	73	m14266	6
27	4019526	1	77	m01131	4
28	4019527	1	78	m04343	2
29	4019075	1	91	m04301	16
30	4019076	1	94	m01316	2
51	m11099	20	112	m01214	4





Ⓒ POLOTOVAR STROJE

Ⓓ MASCHINEN-HALBFABRIKAT

Ⓕ MACHINE - SEMI-PRODUIT

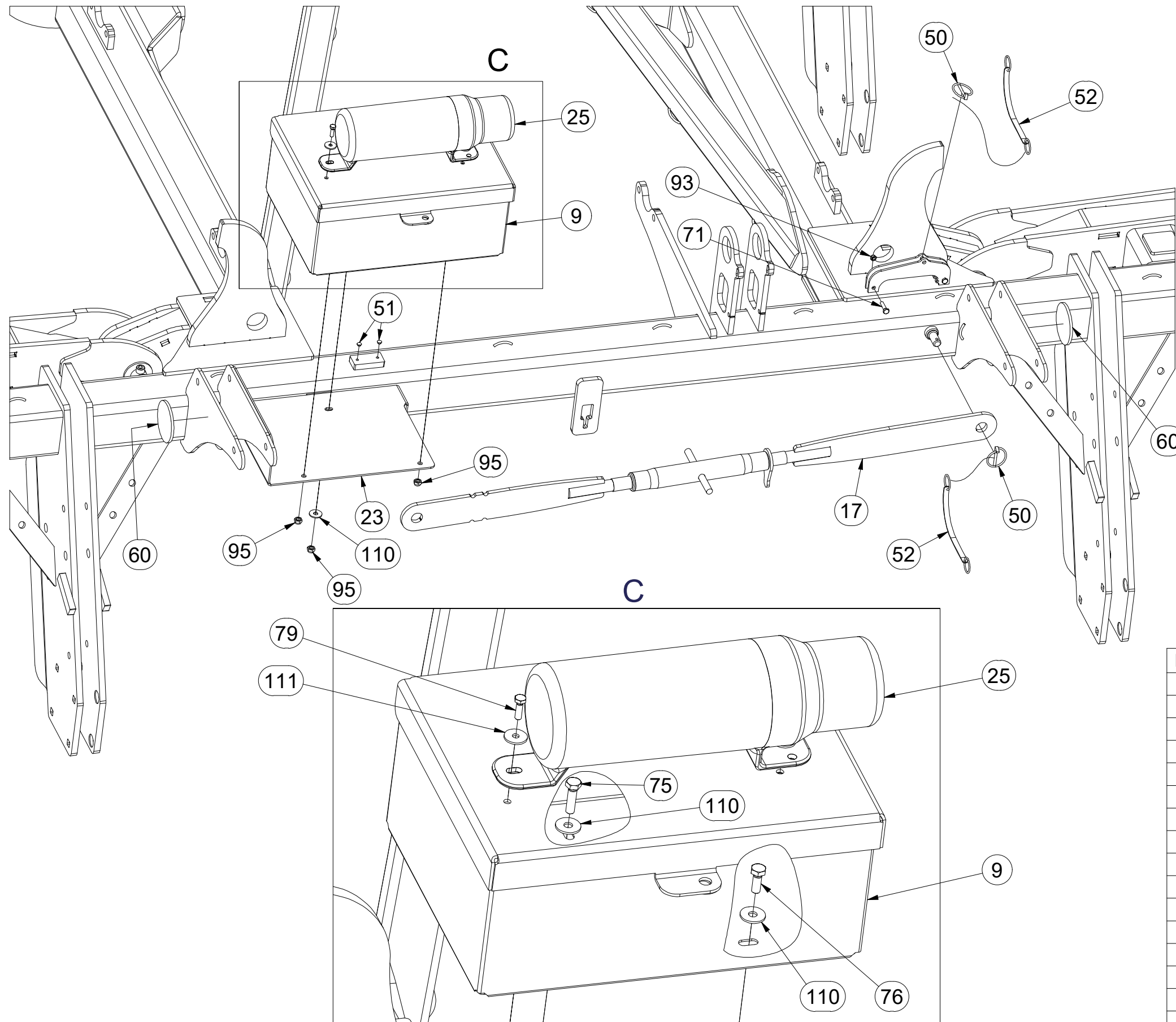
Ⓒ SEMIFINISHED MACHINE

Ⓓ ПОЛУФАБРИКАТ МАШИНЫ

Ⓕ PÓLFABRYKAT MASZYNY



**VZ00043353**



Pos.	Part Number	Pcs.
9	4024301	1
17	4003966	1
23	VZ00020237	1
25	m15900	1
50	m10454	4
51	m11099	20
52	m12467	6
60	m02579	2
71	m01075	2
75	m04791	1
76	m01090	2
79	m01074	2
93	m05560	4
95	m04503	4
110	m07936	4
111	m16612	2

☉ POLOTOVAR STROJE

☉ MASCHINEN-HALBFABRIKAT

☉ MACHINE - SEMI-PRODUIT

☉ SEMIFINISHED MACHINE

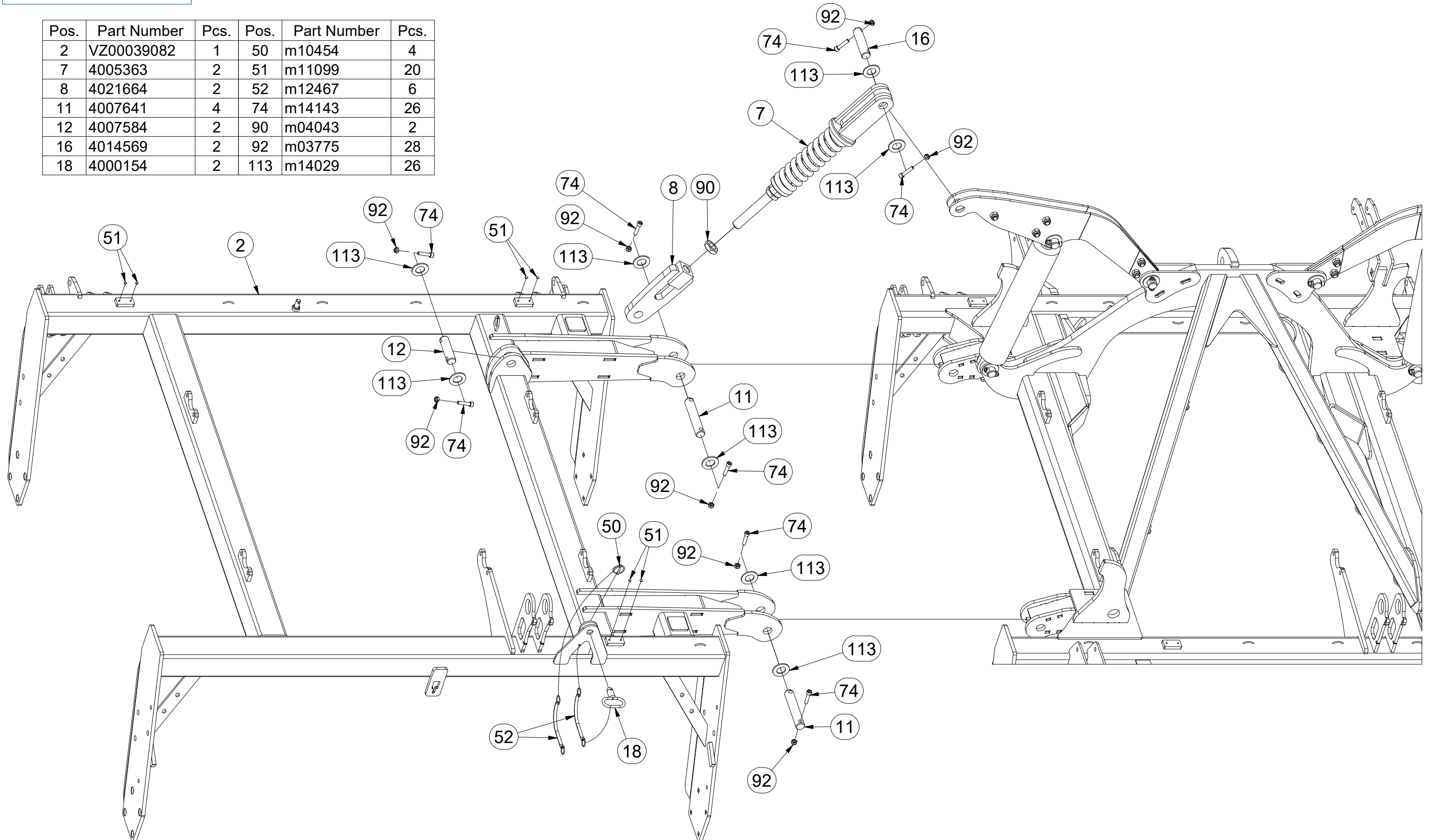
☉ ПОЛУФАБРИКАТ МАШИНЫ

☉ PÓLFABRYKAT MASZYNY



**VZ00043353**

Pos.	Part Number	Pcs.	Pos.	Part Number	Pcs.
2	VZ00039082	1	50	m10454	4
7	4005363	2	51	m11099	20
8	4021664	2	52	m12467	6
11	4007641	4	74	m14143	26
12	4007584	2	90	m04043	2
16	4014569	2	92	m03775	28
18	4000154	2	113	m14029	26





☉ POLOTOVAR STROJE

☐ MASCHINEN-HALBFABRIKAT

☐ MACHINE - SEMI-PRODUIT

☉ SEMIFINISHED MACHINE

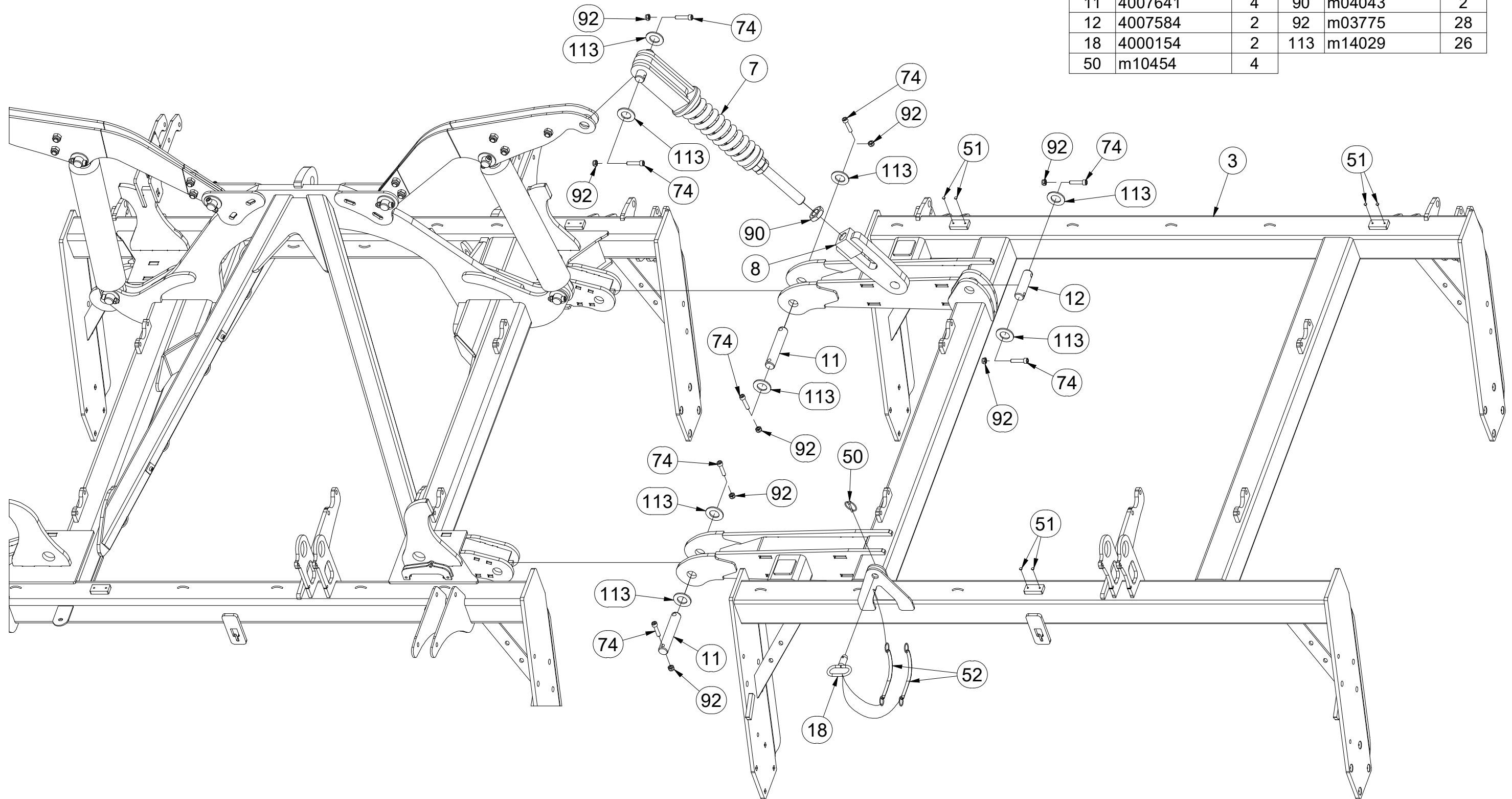
☐ ПОЛУФАБРИКАТ МАШИНЫ

☐ PÓLFABRYKAT MASZYNY



**VZ00043353**

Pos.	Part Number	Pcs.	Pos.	Part Number	Pcs.
3	VZ00039083	1	51	m11099	20
7	4005363	2	52	m12467	6
8	4021664	2	74	m14143	26
11	4007641	4	90	m04043	2
12	4007584	2	92	m03775	28
18	4000154	2	113	m14029	26
50	m10454	4			



Ⓒ POLOTOVAR STROJE

Ⓓ MASCHINEN-HALBFABRIKAT

Ⓕ MACHINE - SEMI-PRODUIT

Ⓒ SEMIFINISHED MACHINE

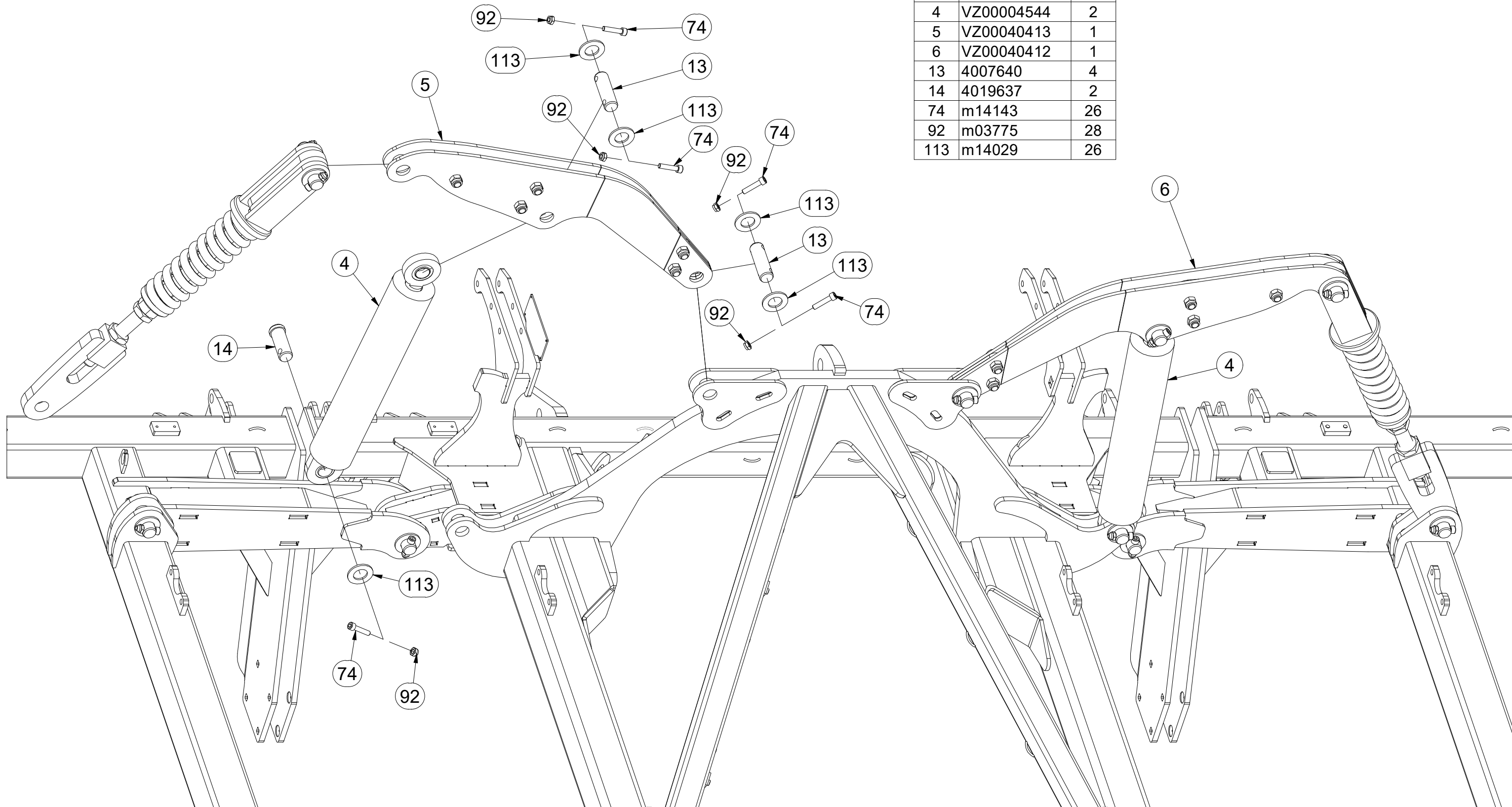
Ⓓ ПОЛУФАБРИКАТ МАШИНЫ

Ⓕ PÓLFABRYKAT MASZYN



**VZ00043353**

Pos.	Part Number	Pcs.
4	VZ00004544	2
5	VZ00040413	1
6	VZ00040412	1
13	4007640	4
14	4019637	2
74	m14143	26
92	m03775	28
113	m14029	26





☉ SAMOLEPKY STROJE

☉ AUFKLEBER MASCHINEN

☉ VOITURE MACHINES

☉ STICKERS MACHINES

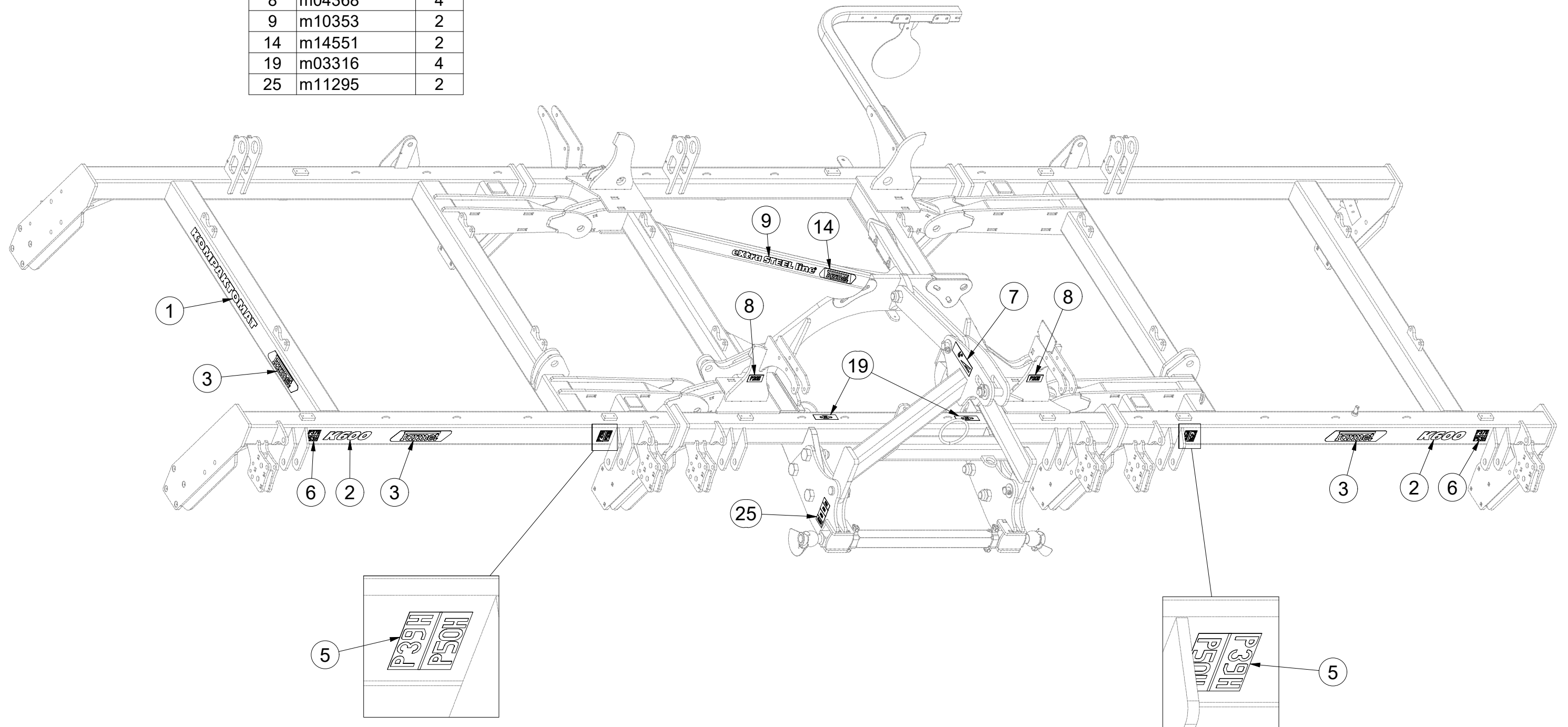
☉ СТИКЕРЫ МАШИНЫ

☉ NAKLEJKI MASZYNY



**m14554**

Pos.	Part Number	Pcs.
1	m07688	2
2	m07693	4
3	m13116	6
5	m11296	4
6	m11297	4
7	m03314	2
8	m04368	4
9	m10353	2
14	m14551	2
19	m03316	4
25	m11295	2



☉ SAMOLEPKY STROJE

☉ AUFKLEBER MASCHINEN

☉ VOITURE MACHINES

☉ STICKERS MACHINES

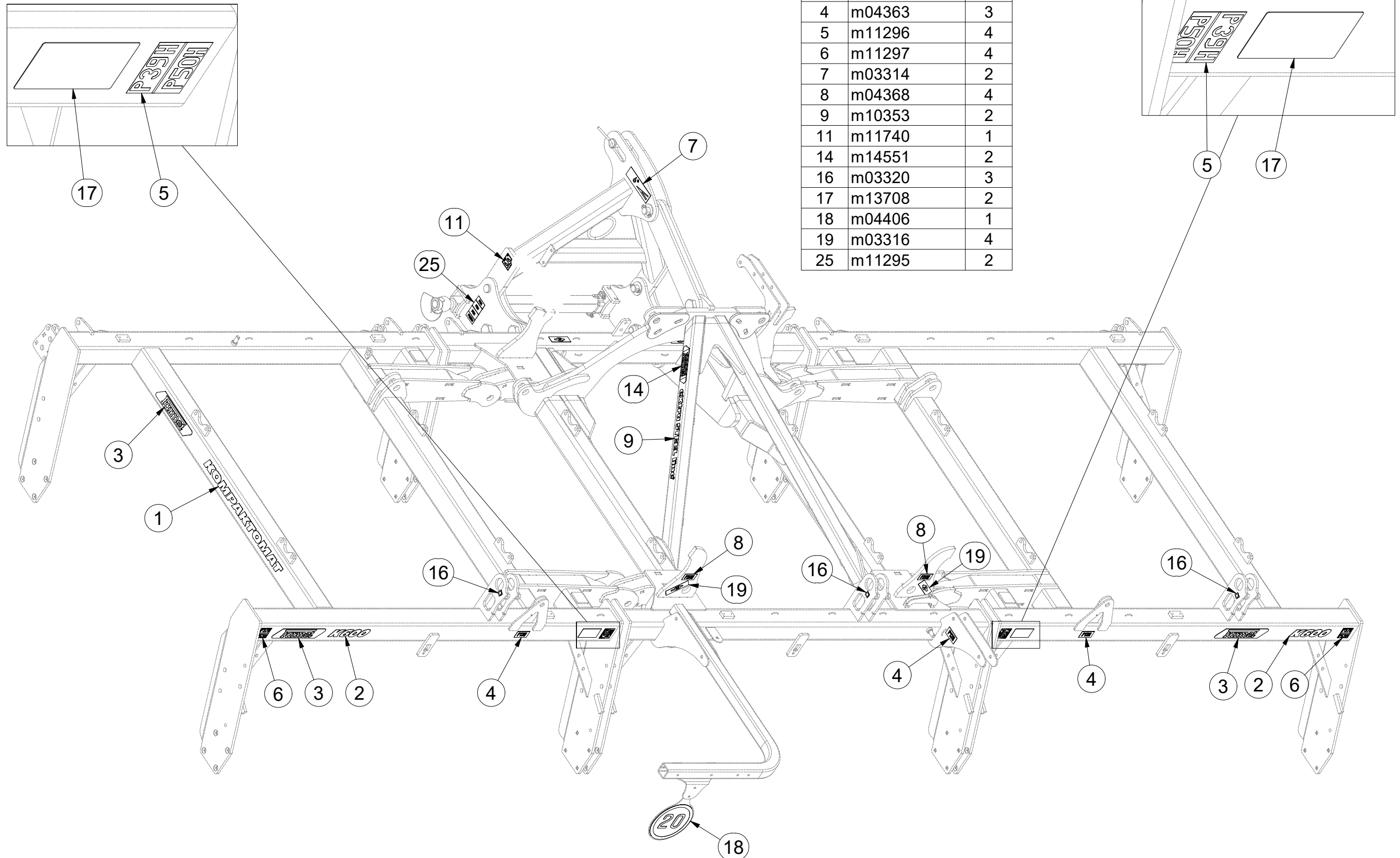
☉ СТИКЕРЫ МАШИНЫ

☉ NAKLEJKI MASZYNY



**m14554**

Pos.	Part Number	Pcs.
1	m07688	2
2	m07693	4
3	m13116	6
4	m04363	3
5	m11296	4
6	m11297	4
7	m03314	2
8	m04368	4
9	m10353	2
11	m11740	1
14	m14551	2
16	m03320	3
17	m13708	2
18	m04406	1
19	m03316	4
25	m11295	2





ⒸZ SADA UCHYCENÍ TERČŮ

Ⓓ CHEIBE-HALTE-KIT

Ⓕ KIT PORTE CIBLES

**VZ00033413**

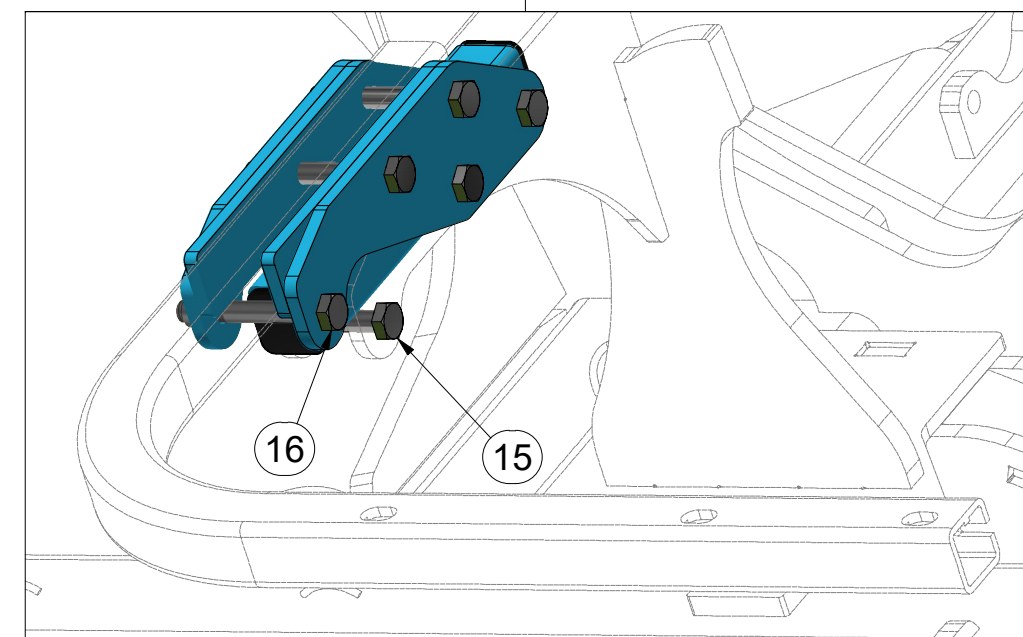
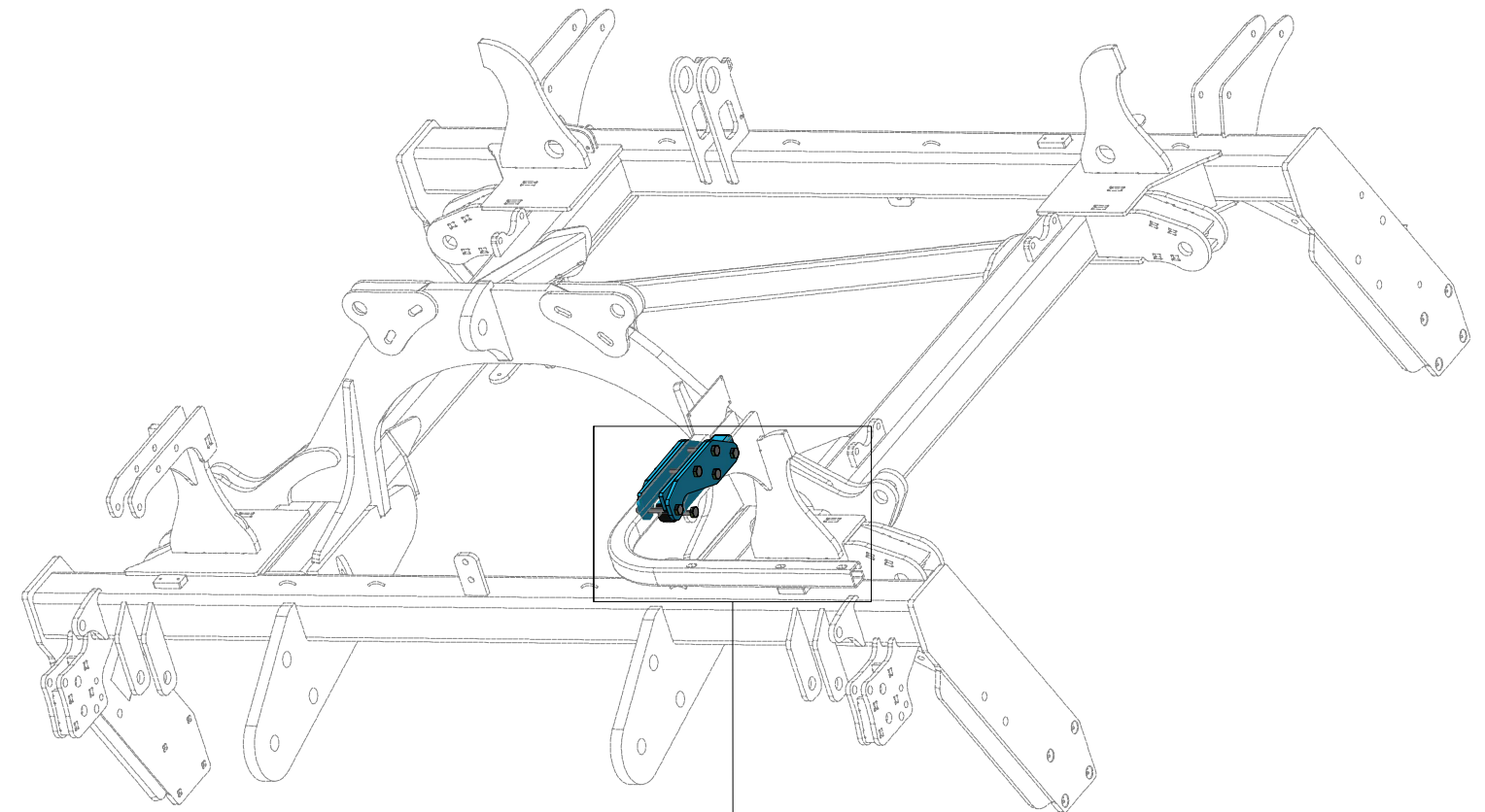
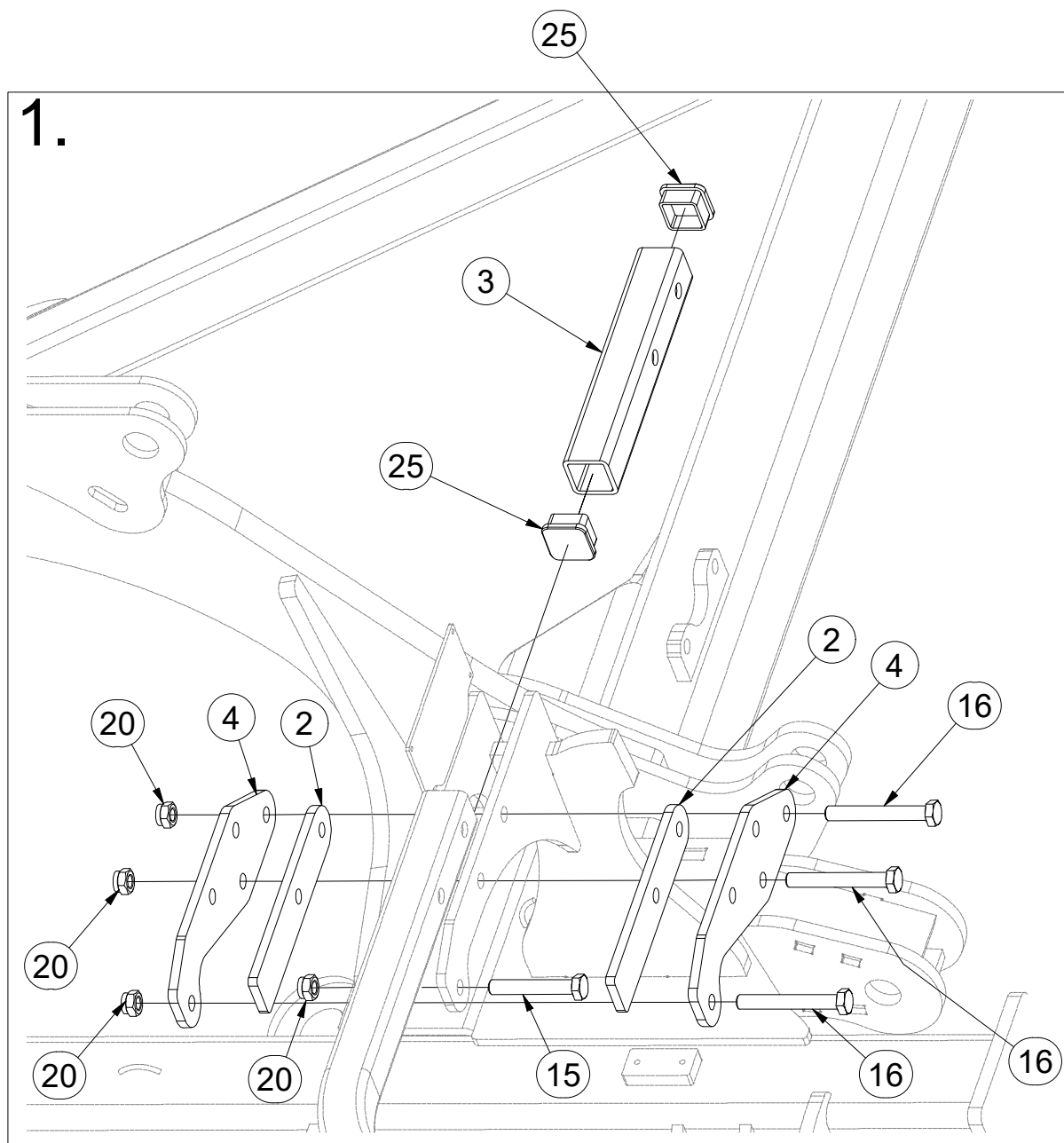
ⒼB DISCS HOLDING KIT

ⒺU КОМПЛЕКТ ДЕРЖАТЕЛЯ ЩИТКИ

ⒽL ZESTAW DO MOCOWANIA TARCZE



Pos.	Part Number	Pcs.
2	VZ00033404	2
3	VZ00033416	1
4	VZ00033407	2
15	m12493	1
16	m02831	5
20	m04301	6
25	m12689	2



Ⓒ SADA UCHYCENÍ TERČŮ

Ⓓ CHEIBE-HALTE-KIT

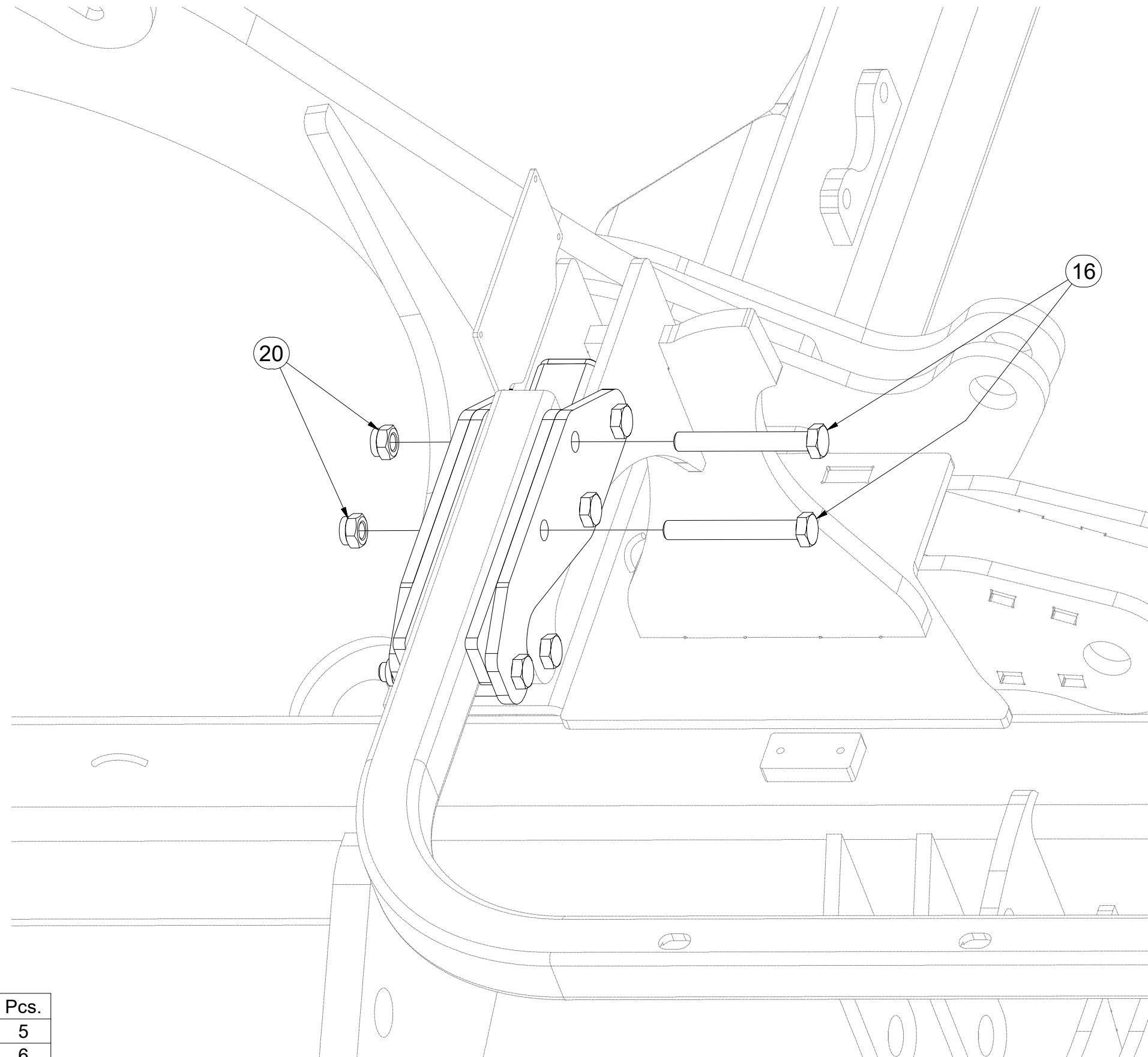
Ⓕ KIT PORTE CIBLES

**VZ00033413**

Ⓖ DISCS HOLDING KIT

Ⓡ КОМПЛЕКТ ДЕРЖАТЕЛЯ ЩИТКИ

Ⓟ ZESTAW DO MOCOWANIA TARCZE



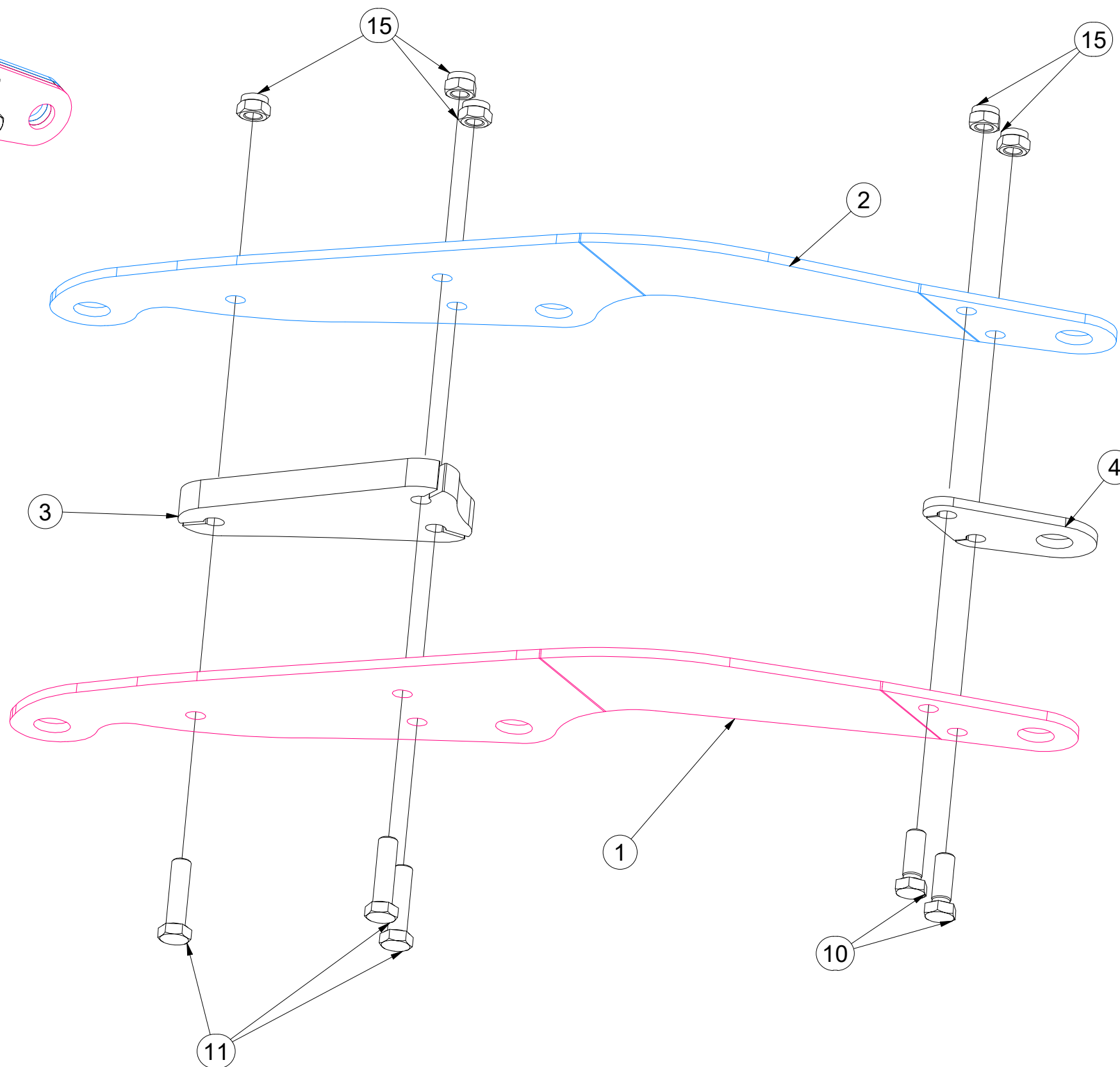
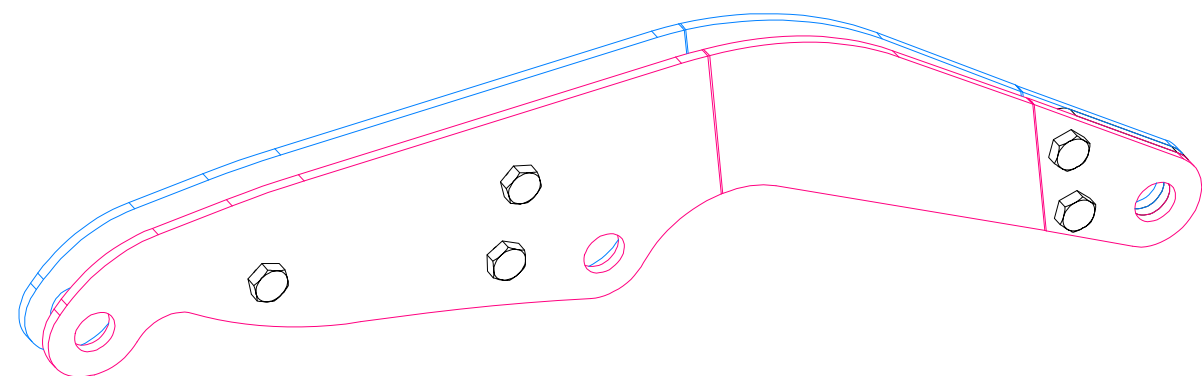
Pos.	Part Number	Pcs.
16	m02831	5
20	m04301	6

(CZ) RÁM  
 (D) RAHMEN  
 (F) CHASSIS

(GB) FRAME  
 (RU) ПАМА  
 (PL) RAMA



**VZ00040412**



Pos.	Part Number	Pcs.
1	VZ00040414	1
2	VZ00040415	1
3	VZ00004778	1
4	VZ00002684	1
10	m02254	2
11	m00619	3
15	m03683	5

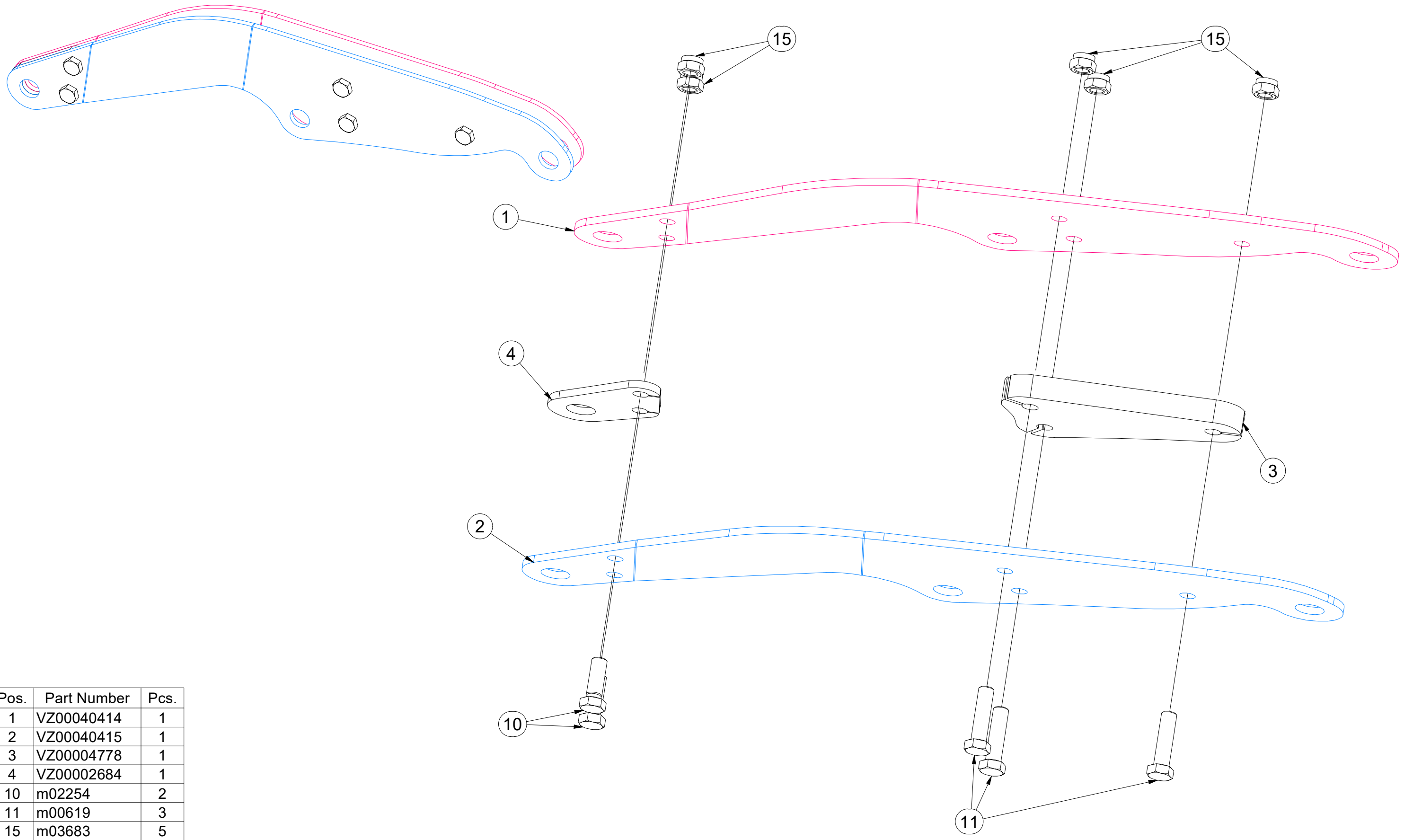


(CZ) RÁM  
 (D) RAHMEN  
 (F) CHASSIS

(GB) FRAME  
 (RU) ПАМА  
 (PL) RAMA



**VZ00040413**



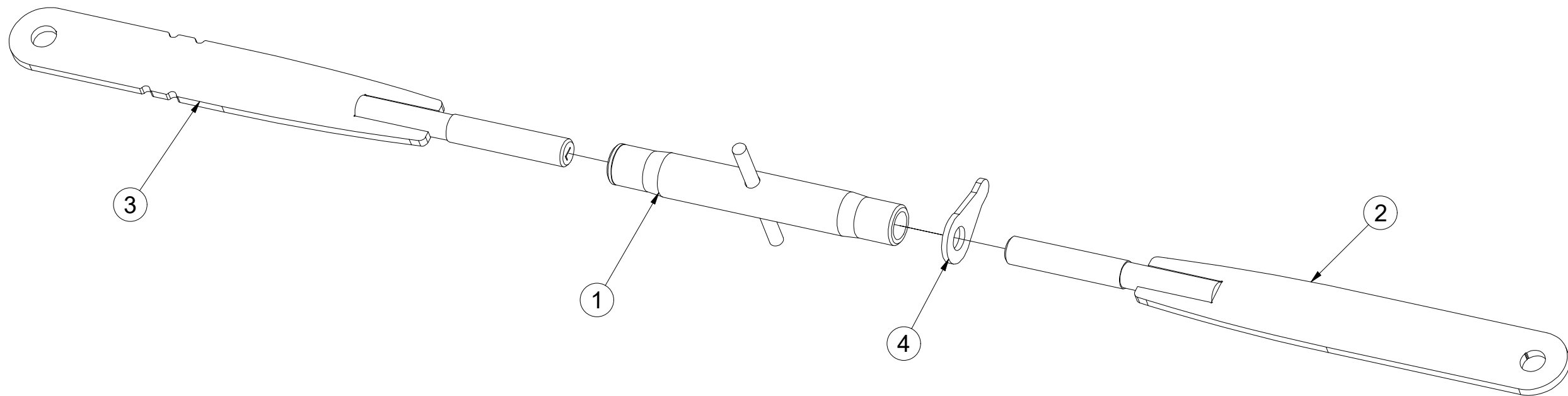
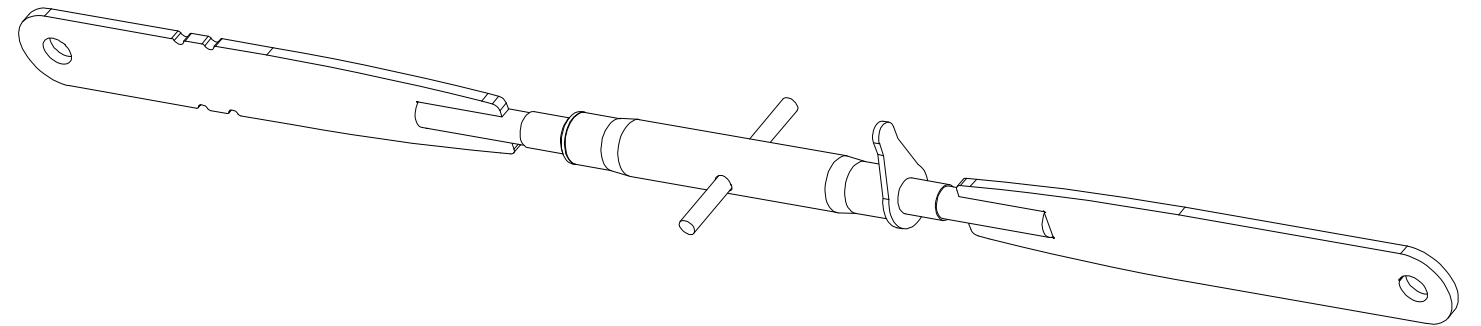
Pos.	Part Number	Pcs.
1	VZ00040414	1
2	VZ00040415	1
3	VZ00004778	1
4	VZ00002684	1
10	m02254	2
11	m00619	3
15	m03683	5

Ⓒ SPOJOVACÍ TÁHLO  
Ⓓ VERBINDUNGSSTANGE  
Ⓕ TIGE DE RACCORDEMENT

Ⓖ CONNECTING ROD  
Ⓡ СОЕДИНИТЕЛЬНАЯ ТЯГА  
Ⓟ KORBOWÓD



**4003966**



Pos.	Part Number	Pcs.
1	m08880	1
2	4023421	1
3	4023423	1
4	m08881	1

Ⓒ TÁHLO SKLÁPĚNÍ

Ⓓ ZUGSTANGE ZUR KIPPUNG

Ⓕ TIGES DE L'ESSIEU

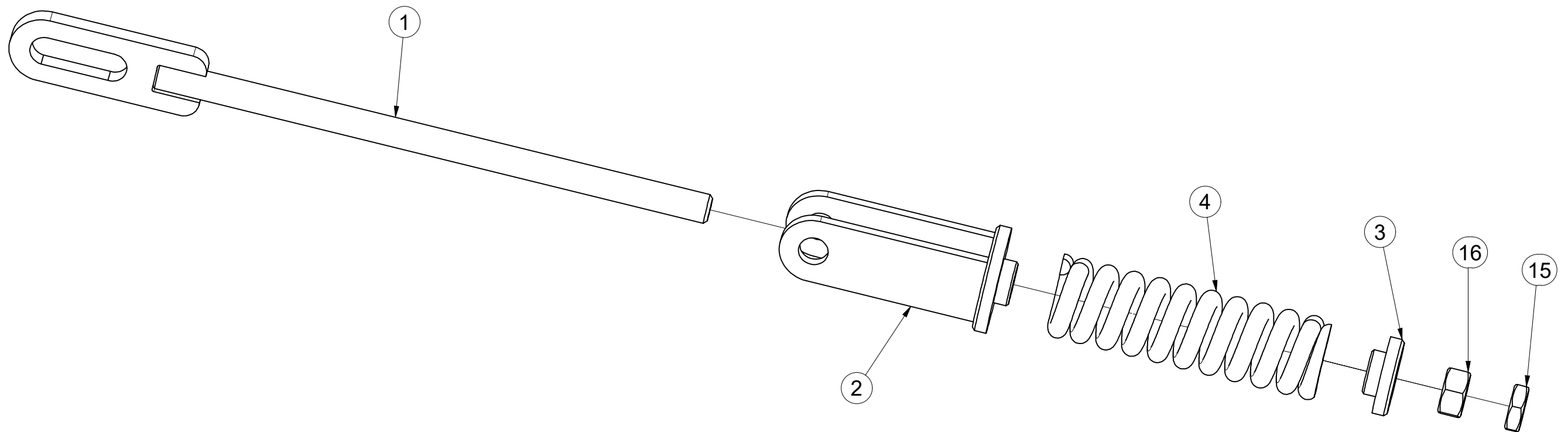
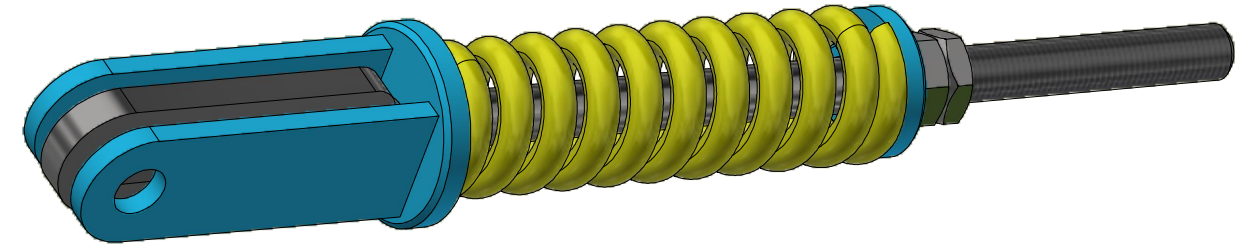
**4005363**

Ⓖ TILTING PULL ROD

Ⓡ ТЯГИ ТРАНСПОРТНОЙ ОСИ

Ⓟ SPRZĘGI OSI

**Farmet**



Pos.	Part Number	Pcs.
1	4005358	1
2	4005361	1
3	4000023	1
4	m06482	1
15	m04043	1
16	m01309	1



ⒸZ HYDRAULICKÝ ROZVOD SKLÁPĚNÍ

Ⓓ HYDRAULISCHE VERTEILUNG KLAPPMECHANISMUS

Ⓕ CONDUIT HYDRAULIQUE DU BASCULEMENT

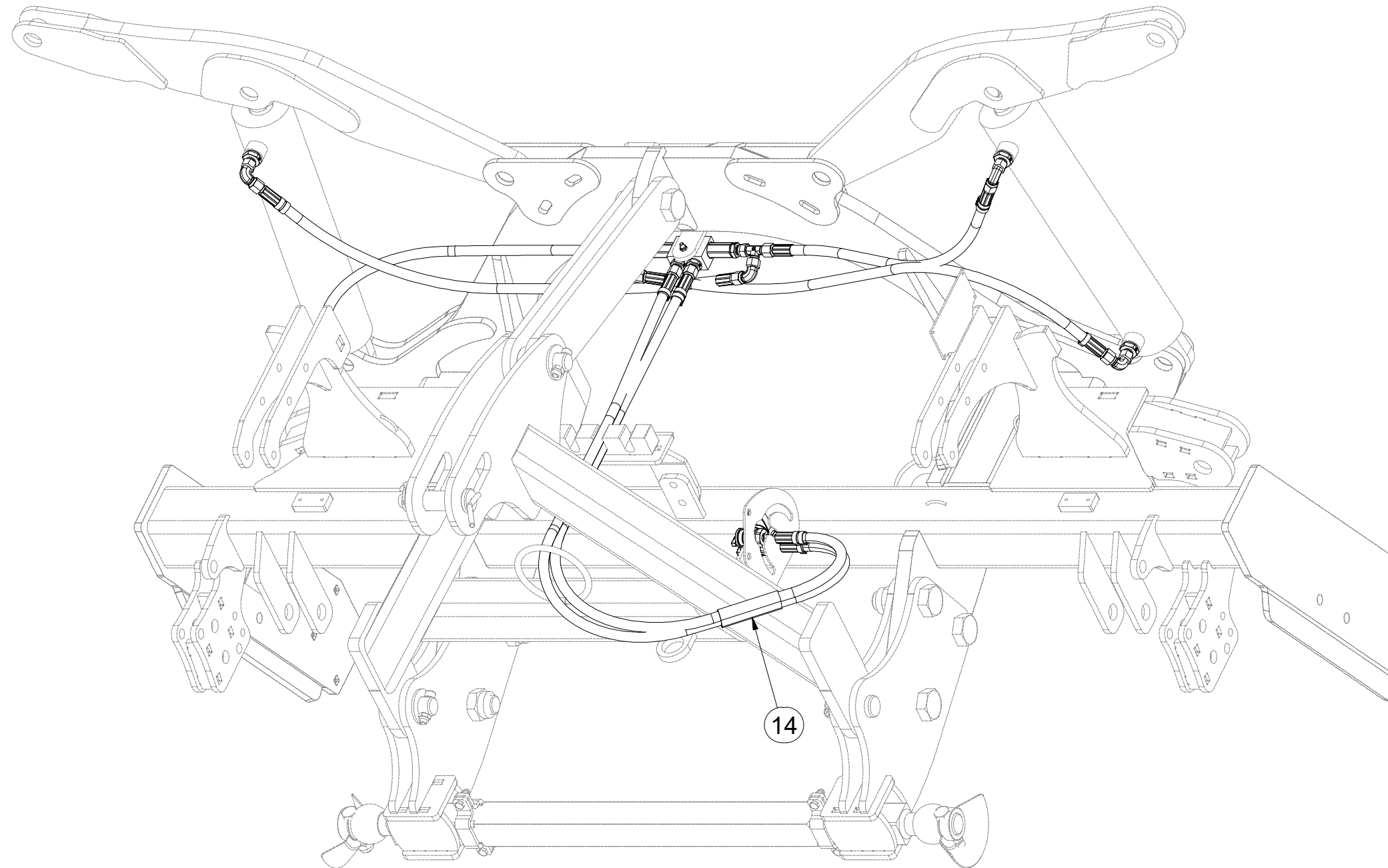
ⒸB HYDRAULIC FOLDING DISTRIBUTION

Ⓔ ГИДРАВЛИЧЕСКОЕ РАСПРЕДЕЛЕНИЕ СКЛАДЫВАНИЯ

ⒶL HYDRAULICZNY PRZEWÓD SKŁADANIA



**VZ00002540**



Pos.	Part Number	Pcs.
14	m11183	1

ⒸZ HYDRAULICKÝ ROZVOD SKLÁPĚNÍ

Ⓓ HYDRAULISCHE VERTEILUNG KLAPPMECHANISMUS

Ⓕ CONDUIT HYDRAULIQUE DU BASCULEMENT

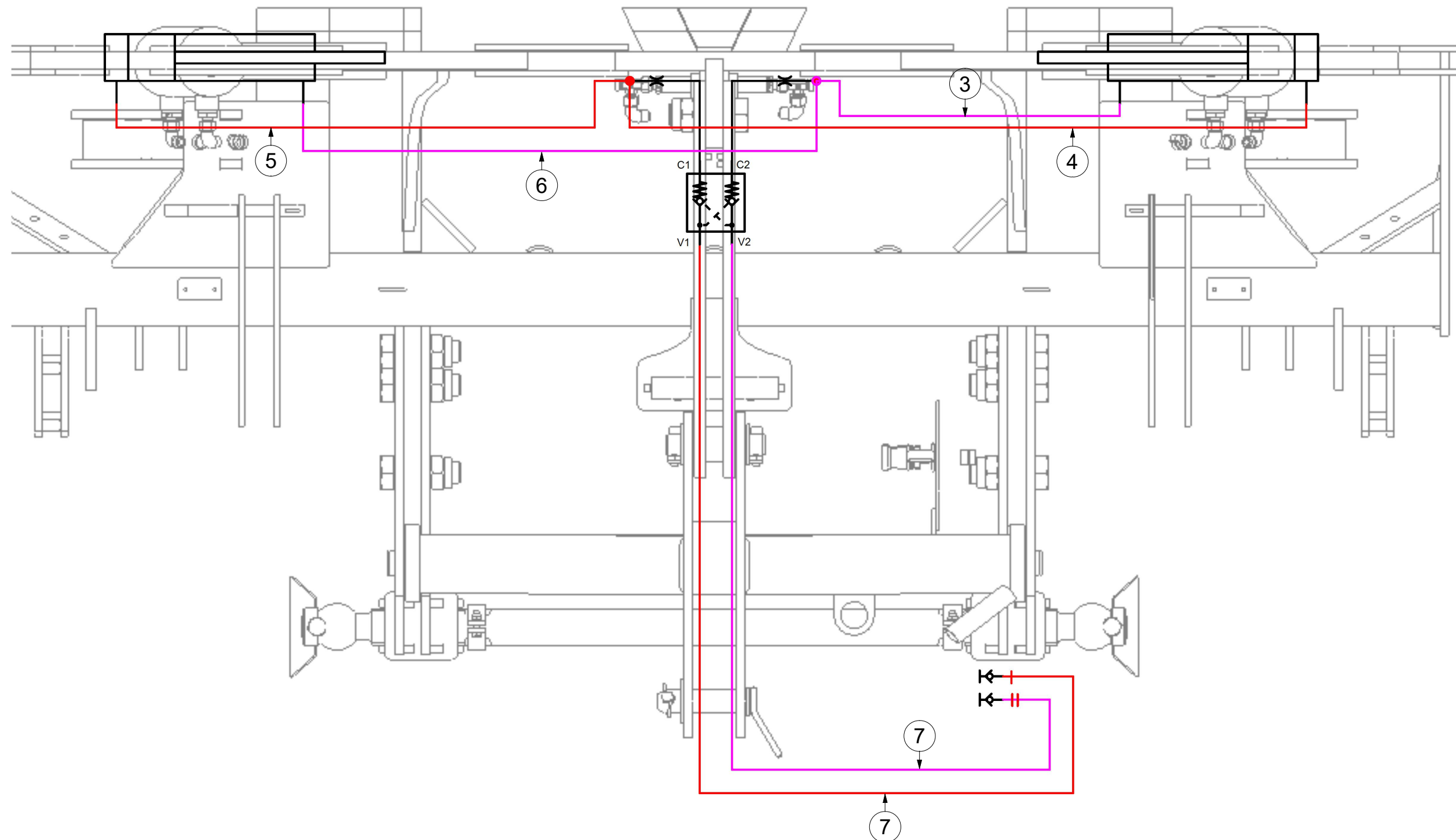
ⒼB HYDRAULIC FOLDING DISTRIBUTION

Ⓔ RU ГИДРАВЛИЧЕСКОЕ РАСПРЕДЕЛЕНИЕ СКЛАДЫВАНИЯ

ⒼL HYDRAULICZNY PRZEWÓD SKŁADANIA

**Farmet**

**VZ00002540**



Pos.	Part Number	Pcs.
3	m09432	1
4	m11107	1
5	m11123	1
6	m07364	1
7	m05211	2

Ⓒ HYDRAULICKÝ ROZVOD SKLÁPĚNÍ

Ⓓ HYDRAULISCHE VERTEILUNG KLAPPMECHANISMUS

Ⓕ CONDUIT HYDRAULIQUE DU BASCULEMENT

Ⓖ HYDRAULIC FOLDING DISTRIBUTION

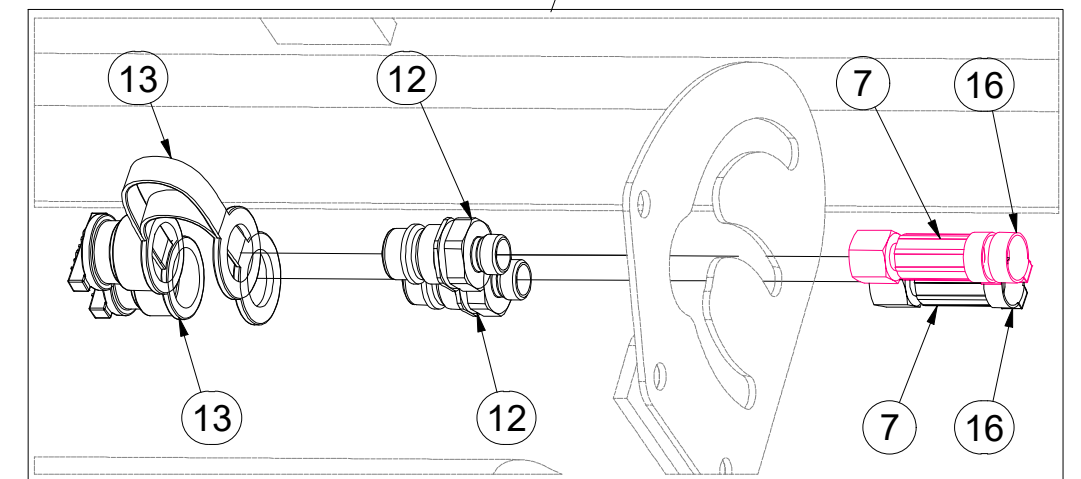
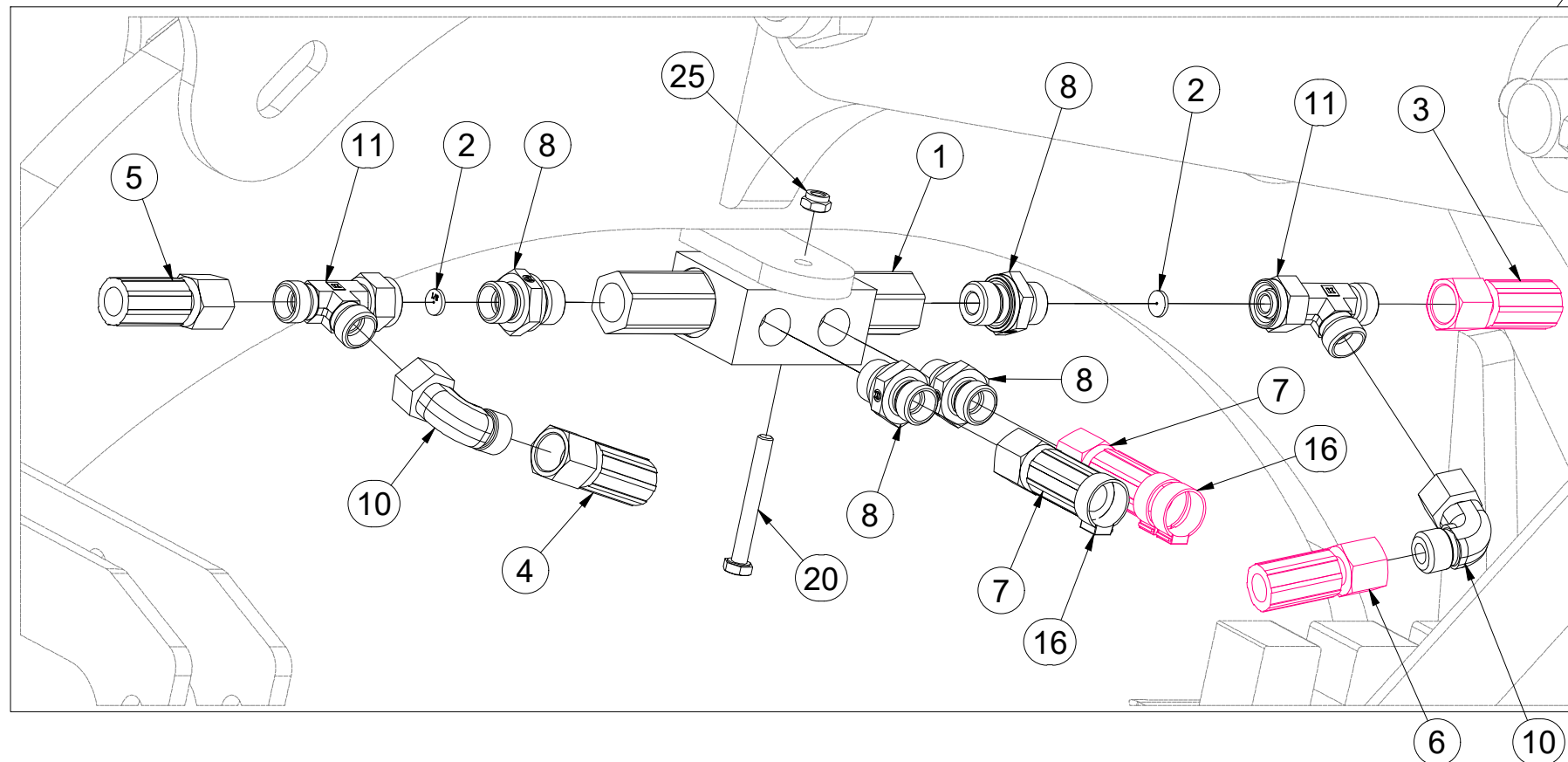
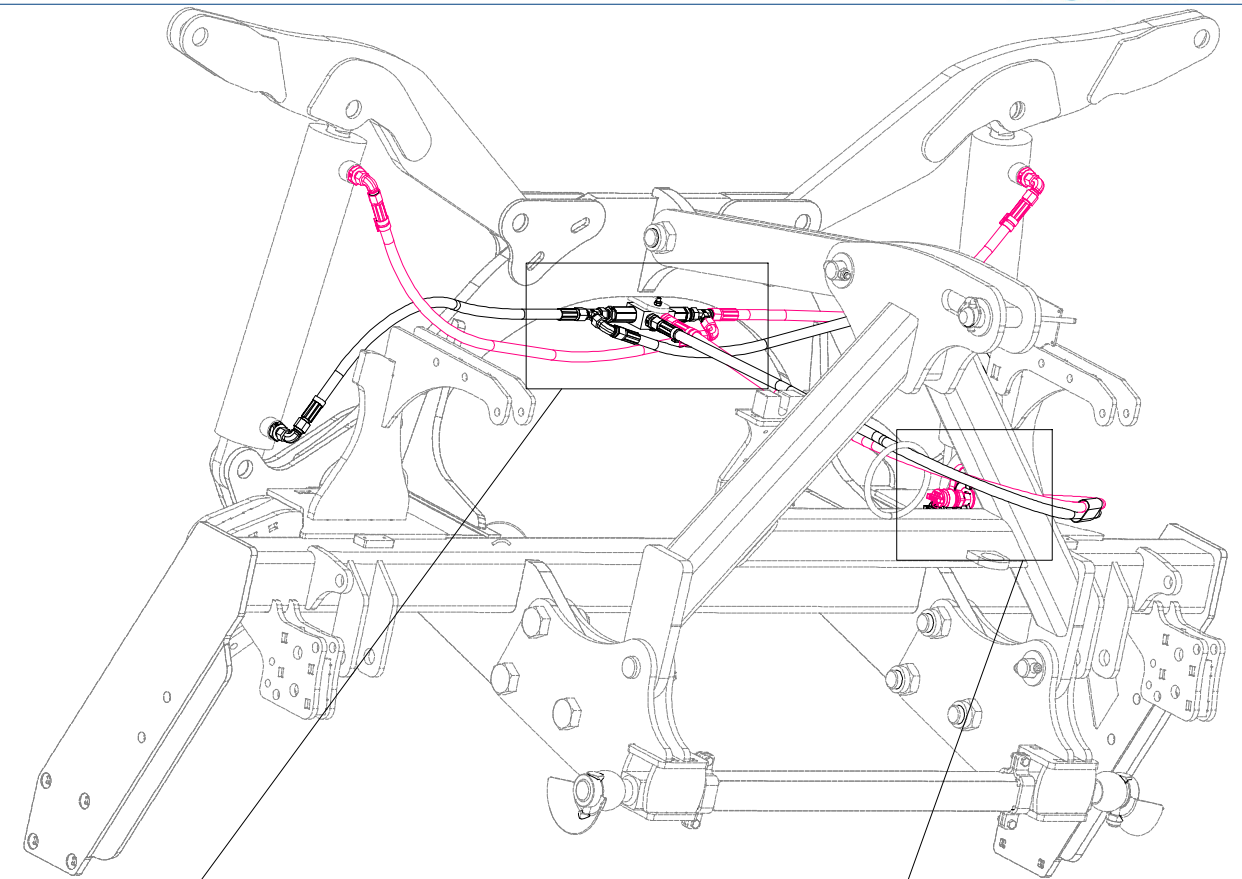
Ⓡ ГИДРАВЛИЧЕСКОЕ РАСПРЕДЕЛЕНИЕ СКЛАДЫВАНИЯ

Ⓟ HYDRAULICZNY PRZEWÓD SKŁADANIA

**Farmet**

**VZ00002540**

Pos.	Part Number	Pcs.
1	m06673	1
2	m10780	2
3	m09432	1
4	m11107	1
5	m11123	1
6	m07364	1
7	m05211	2
8	m06528	4
10	m06803	6
11	m07568	2
12	m03849	2
13	m04022	2
16	m11294	12
20	m04842	1
25	m05560	1





ⒸZ HYDRAULICKÝ ROZVOD SKLÁPĚNÍ

Ⓓ HYDRAULISCHE VERTEILUNG KLAPPMECHANISMUS

Ⓕ CONDUIT HYDRAULIQUE DU BASCULEMENT

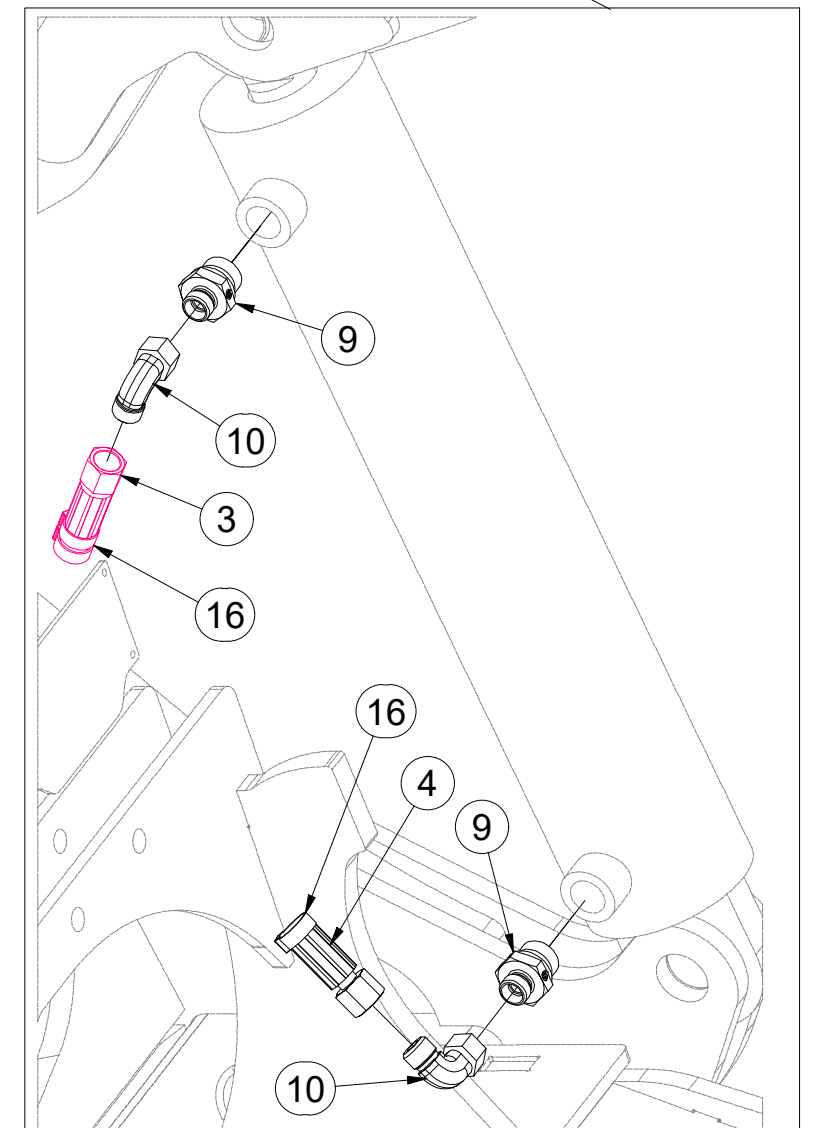
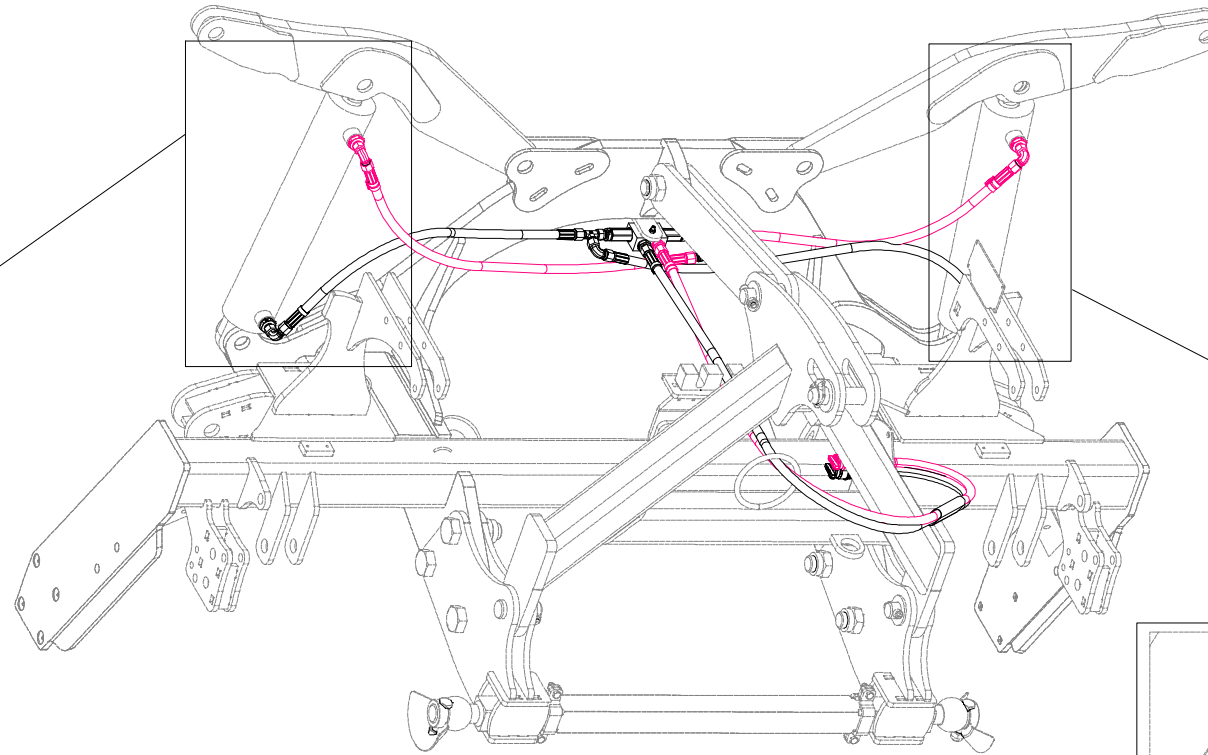
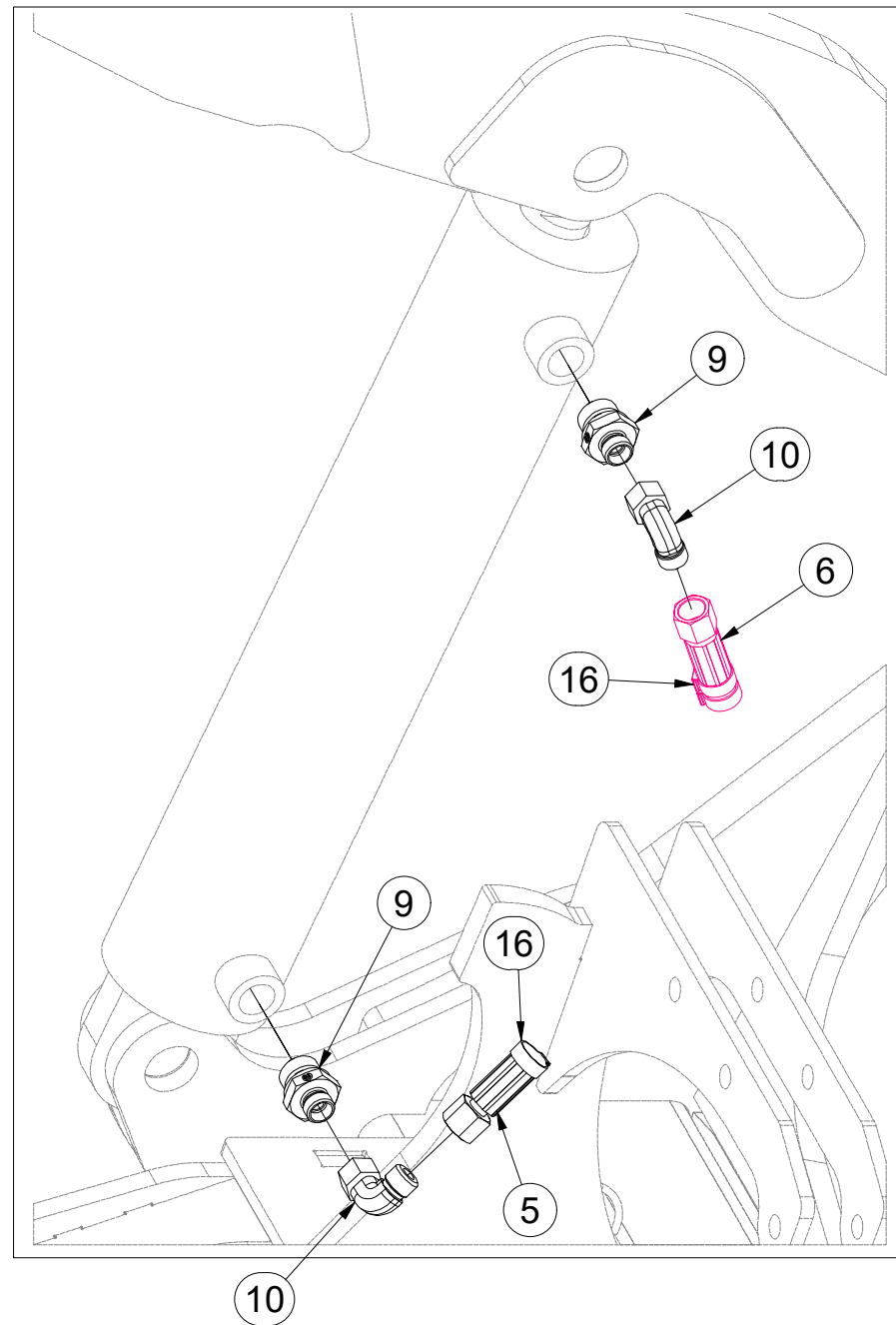
ⒸB HYDRAULIC FOLDING DISTRIBUTION

Ⓔ ГИДРАВЛИЧЕСКОЕ РАСПРЕДЕЛЕНИЕ СКЛАДЫВАНИЯ

Ⓖ HYDRAULICZNY PRZEWÓD SKŁADANIA

**Farmet**

**VZ00002540**



Pos.	Part Number	Pcs.
3	m09432	1
4	m11107	1
5	m11123	1
6	m07364	1
9	m09934	4
10	m06803	6
16	m11294	12

☉ POLOTOVAR STROJE

☉ MASCHINEN-HALBFABRIKAT

☉ MACHINE - SEMI-PRODUIT

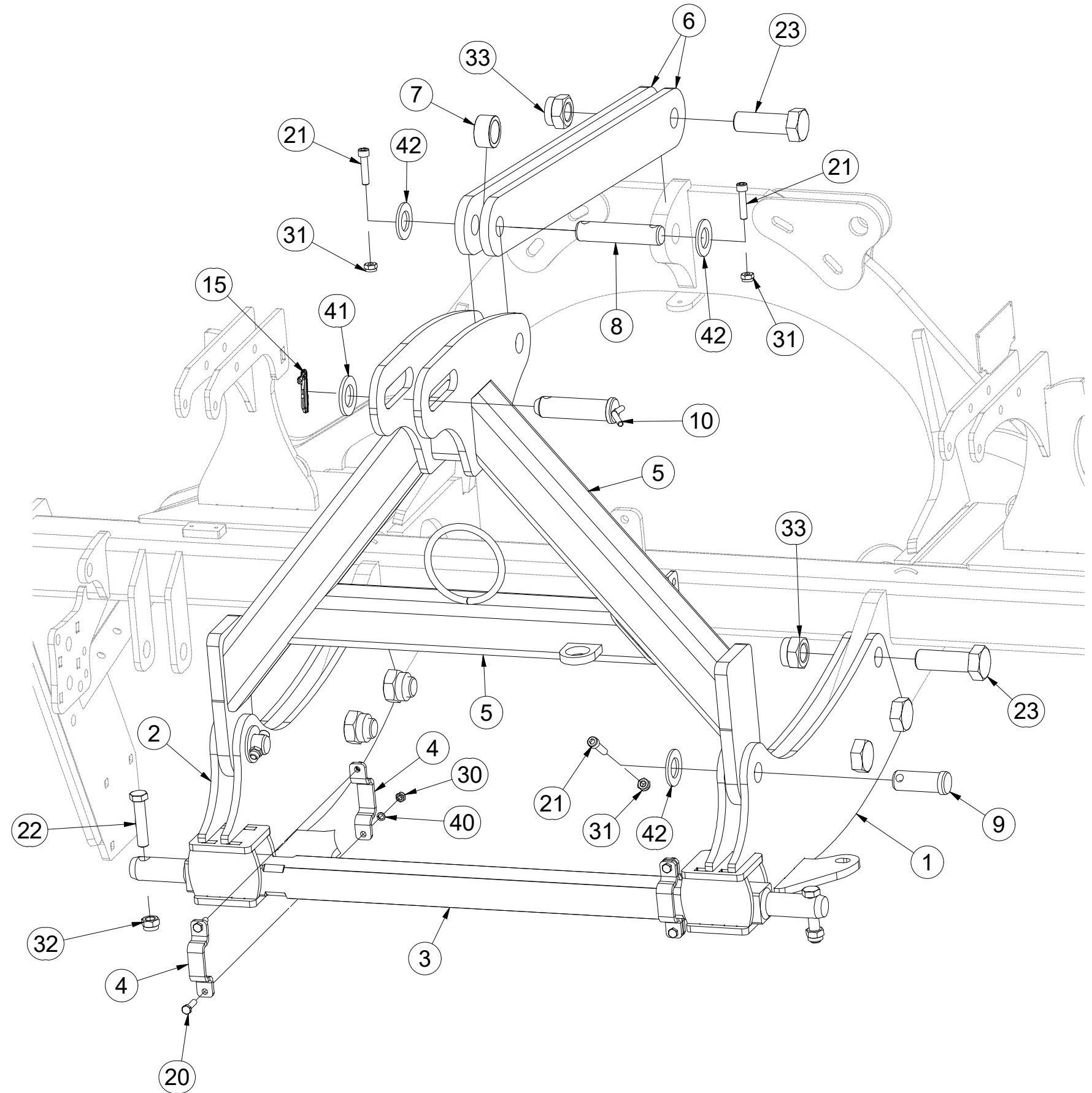
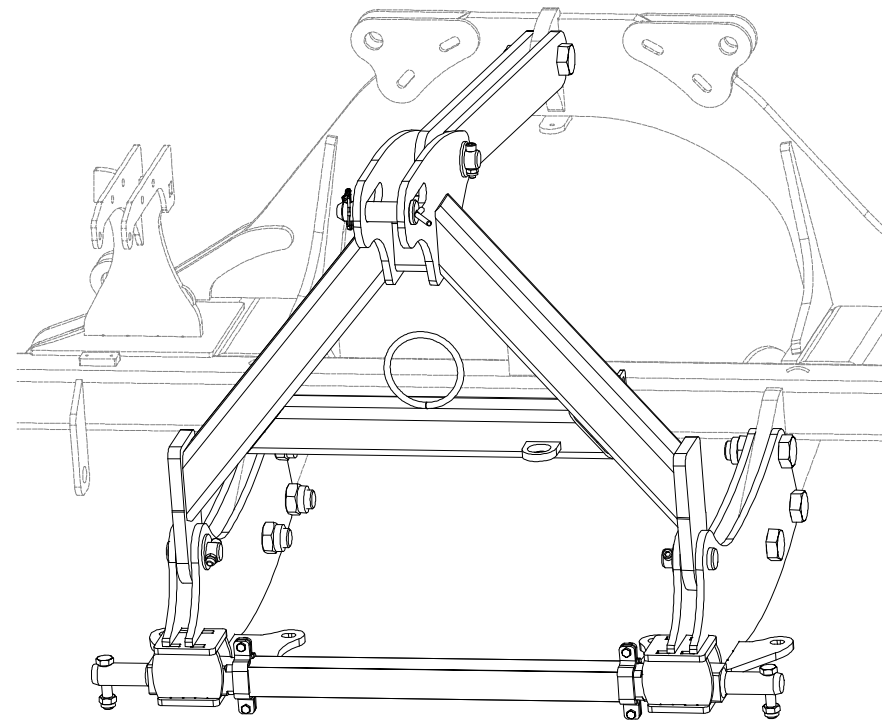
☉ SEMIFINISHED MACHINE

☉ ПОЛУФАБРИКАТ МАШИНЫ

☉ PÓLFABRYKAT MASZYNY



**3007606**



Pos.	Part Number	Pcs.	Pos.	Part Number	Pcs.
1	VZ00030970	1	20	m07788	4
2	VZ00030971	1	21	m14143	4
3	3009854	1	22	m01133	2
4	4008844	4	23	4015871	7
5	3008124	1	30	m04503	4
6	VZ00030972	2	31	m03775	4
7	4015874	1	32	m03683	2
8	4007644	1	33	m08036	7
9	4019637	2	40	m01202	4
10	4006044	1	41	m02867	1
15	m02505	1	42	m14029	4

ⒸZ TERČ PŘEDNÍ LEVÝ

Ⓓ SCHILD, VORDERES, LINKES

Ⓕ CIBLE AVANT GAUCHE

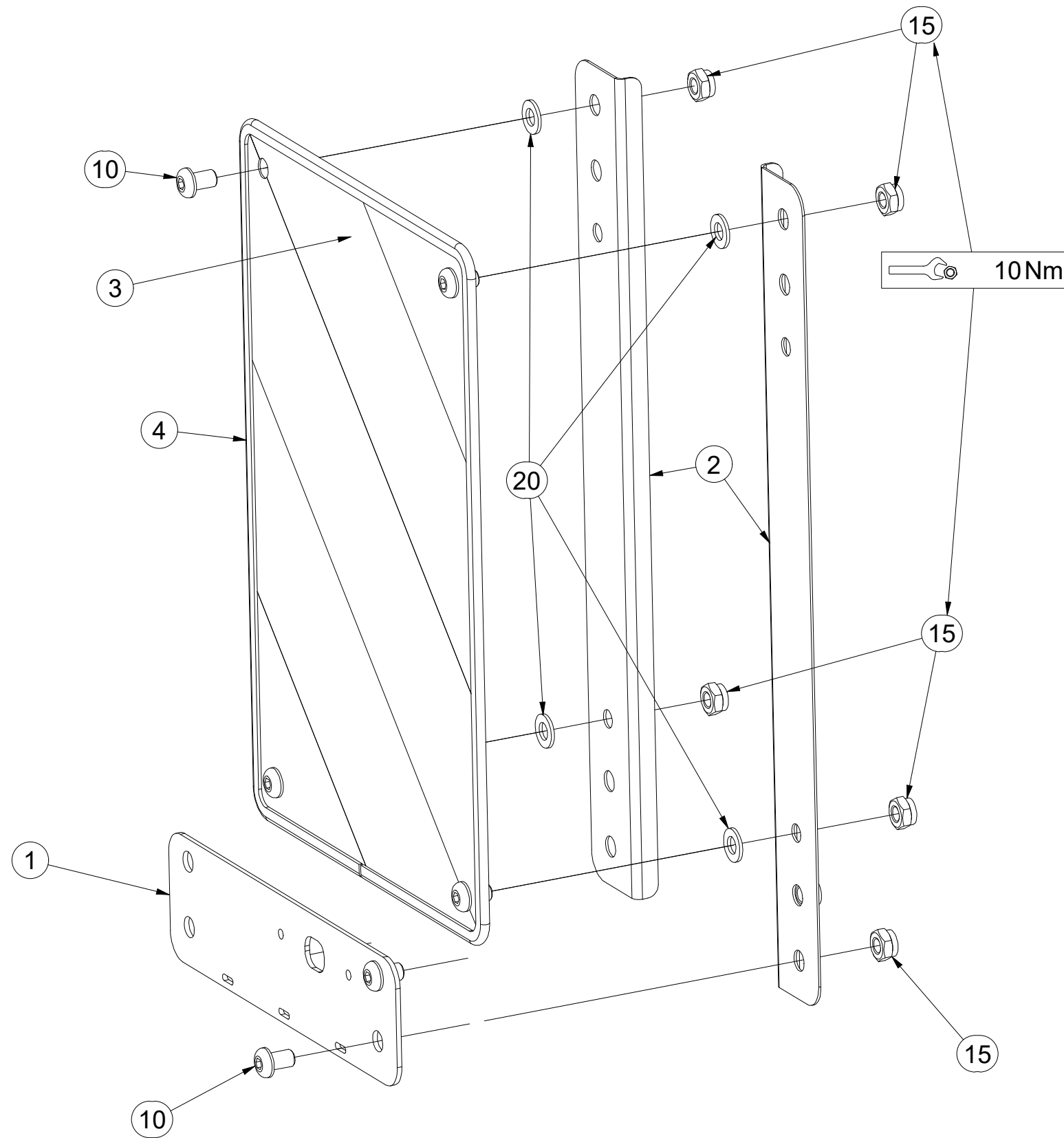
ⒸB LEFT FRONT DISC

ⒶЩИТОК ПЕРЕДНИЙ ЛЕВЫЙ

Ⓐ TARCZA PRZEDNIA LEWA



4019075



Pos.	Part Number	Pcs.
1	4019247	1
2	4019245	2
3	m17941	1
4	m16628	1,4
10	m16687	6
15	m03775	6
20	m01209	4



ⒸZ TERČ PŘEDNÍ PRAVÝ

Ⓓ SCHILD, VORDERES, RECHTES

Ⓕ CIBLE AVANT DROITE

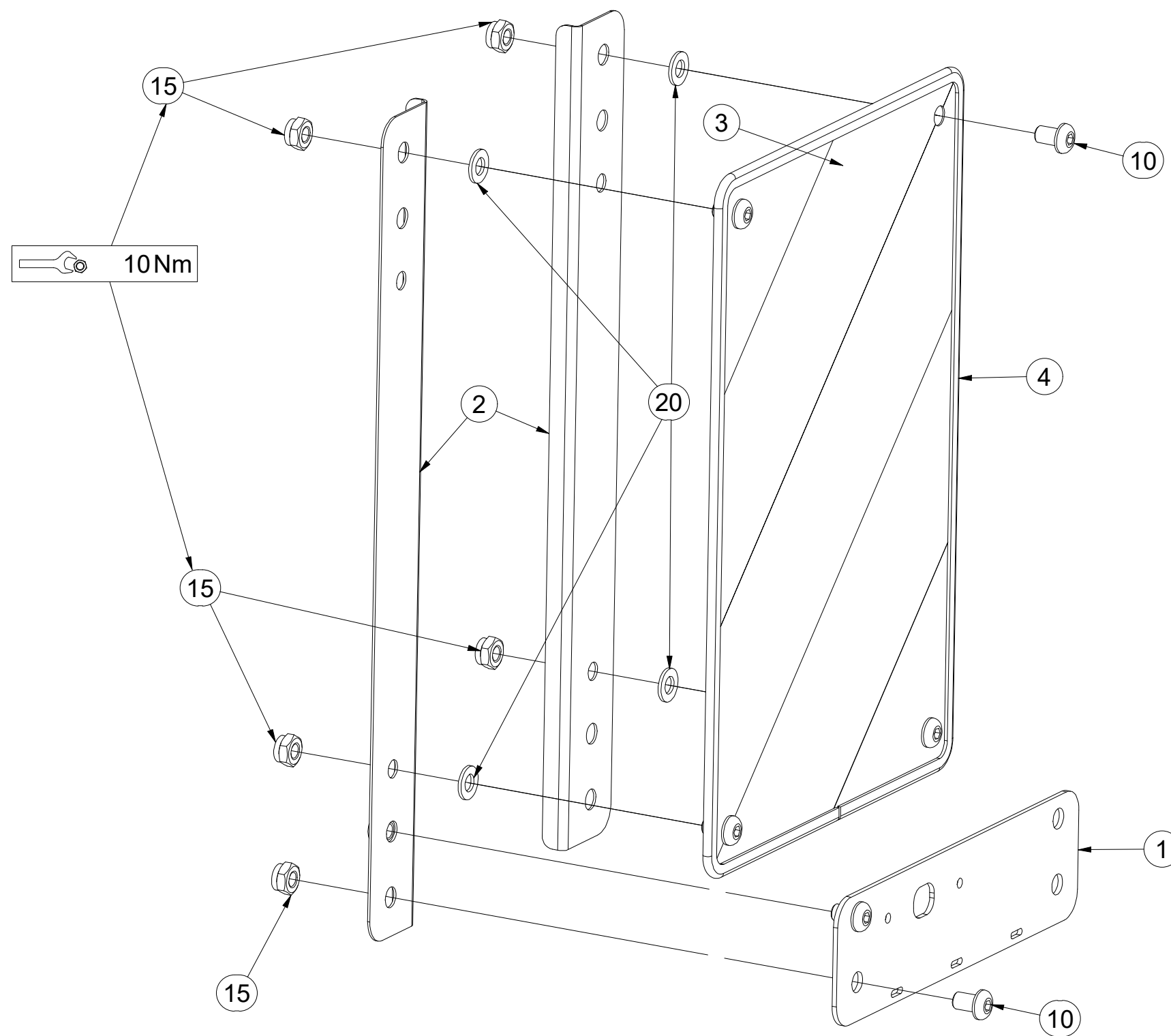
ⒼB RIGHT FRONT DISC

ⒶЩИТОК ПЕРЕДНИЙ ПРАВЫЙ

ⒶTARCZA PRZEDNIA PRAWA

**Farmet**

**4019076**



Pos.	Part Number	Pcs.
1	4019247	1
2	4019245	2
3	m17940	1
4	m16628	1,4
10	m16687	6
15	m03775	6
20	m01209	4

Ⓒ SADA KYPŘIČŮ STOP

Ⓓ SPURENLOCKERERSATZ

Ⓕ KIT DE CULTIVATEURS DE TRACES

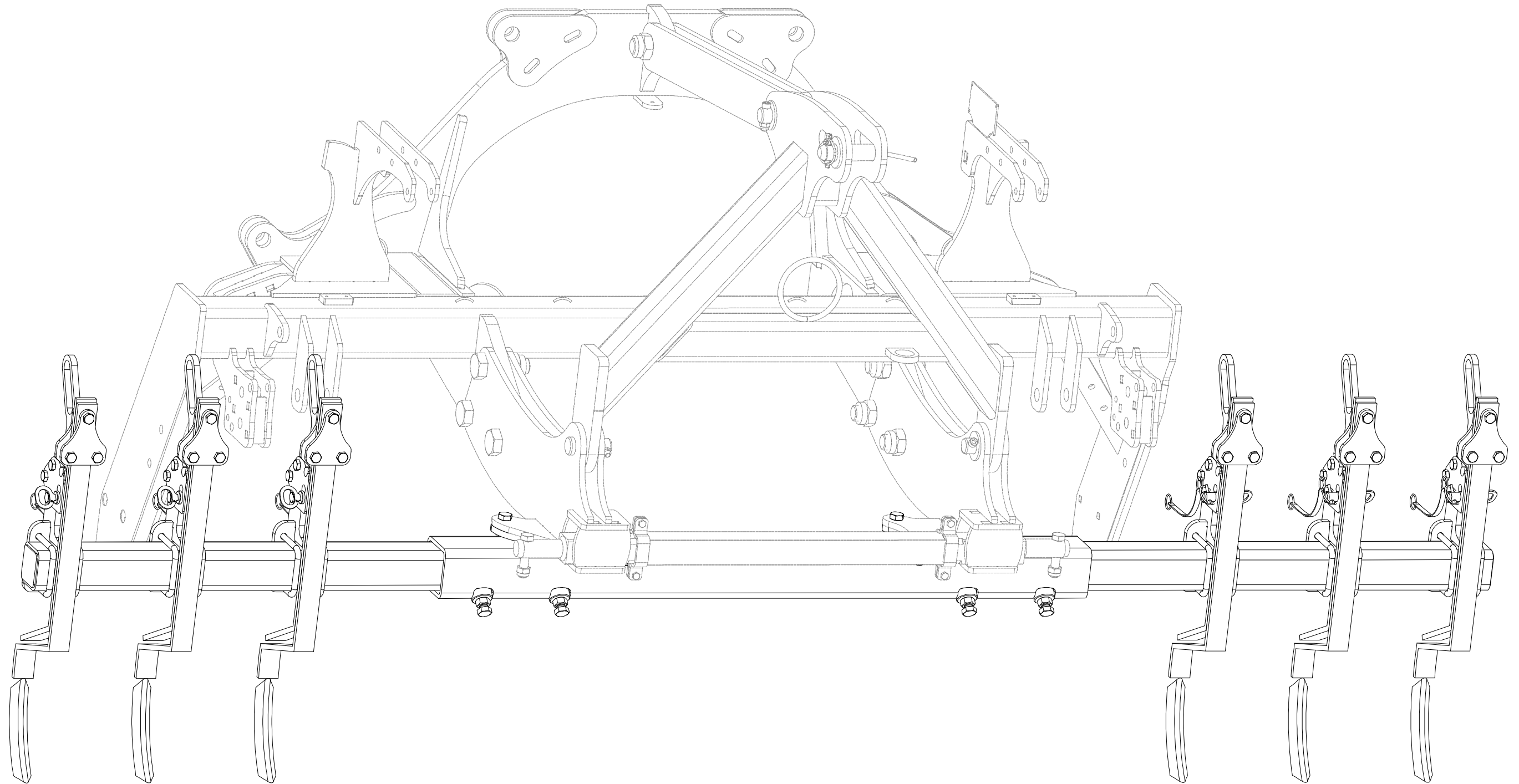
**3007596**

Ⓖ SET OF TRACK CULTIVATORS

Ⓡ КОМПЛЕКТ РЫХЛИТЕЛЕЙ КОЛЕИ

Ⓟ ZESTAW SPULCHNIACZY ŚLADÓW

**Farmet**



Ⓒ SADA KYPŘIČŮ STOP

Ⓓ SPURENLOCKERERSATZ

Ⓕ KIT DE CULTIVATEURS DE TRACES

Ⓖ SET OF TRACK CULTIVATORS

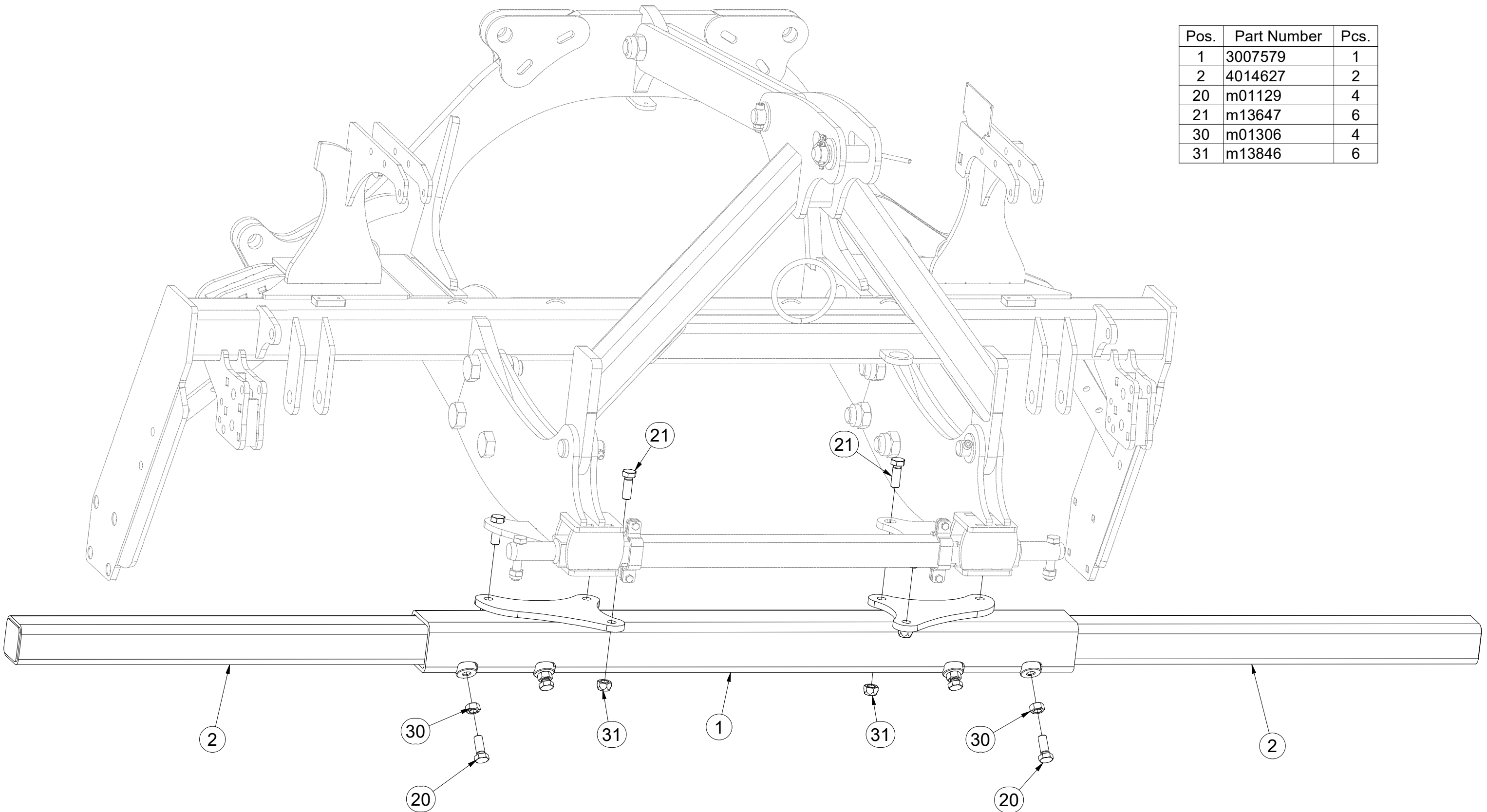
Ⓡ КОМПЛЕКТ РЫХЛИТЕЛЕЙ КОЛЕИ

Ⓟ ZESTAW SPULCHNIACZY ŚLADÓW



**3007596**

Pos.	Part Number	Pcs.
1	3007579	1
2	4014627	2
20	m01129	4
21	m13647	6
30	m01306	4
31	m13846	6



ⒸZ SADA KYPŘIČŮ STOP

Ⓓ SPURENLOCKERERSATZ

Ⓕ KIT DE CULTIVATEURS DE TRACES

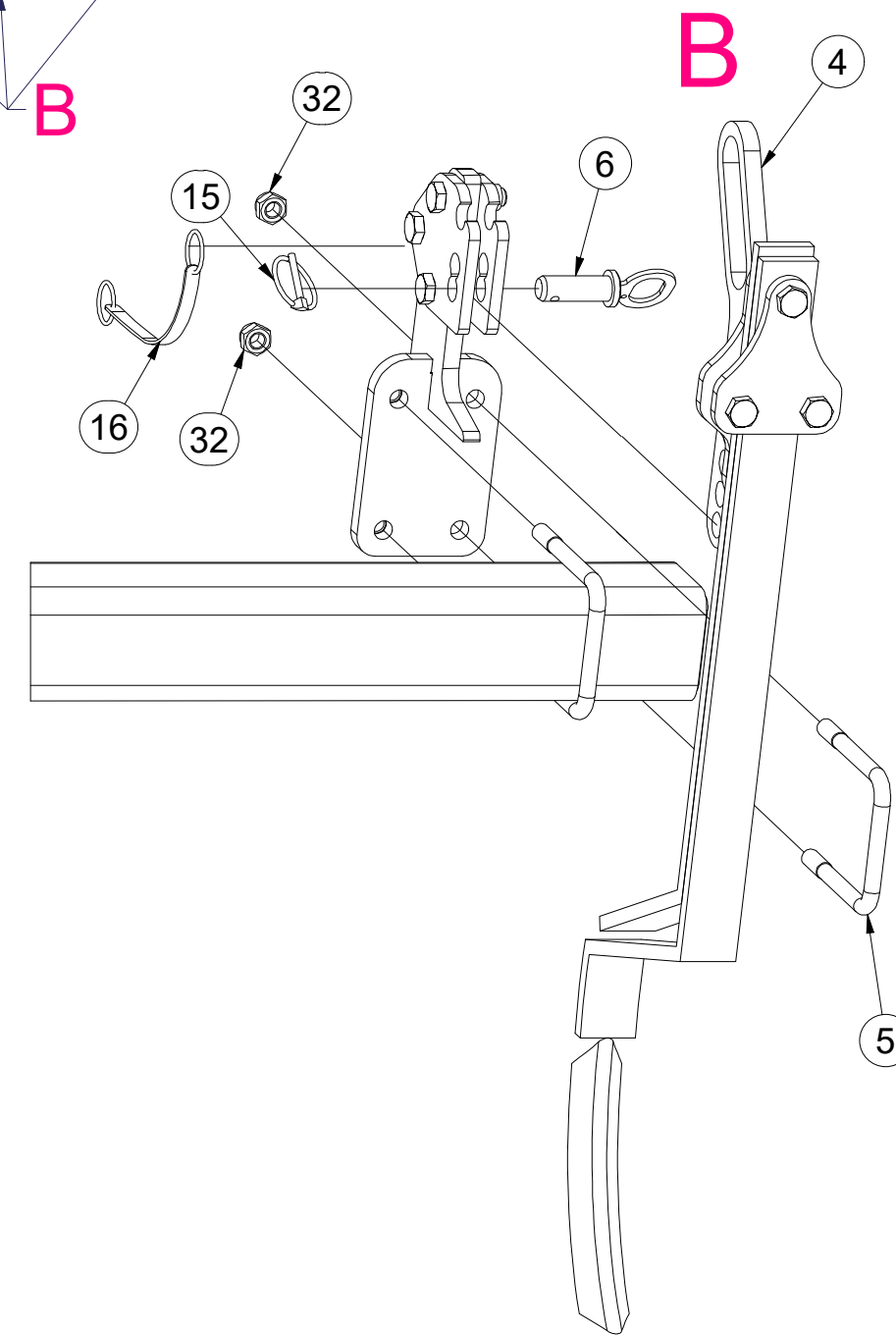
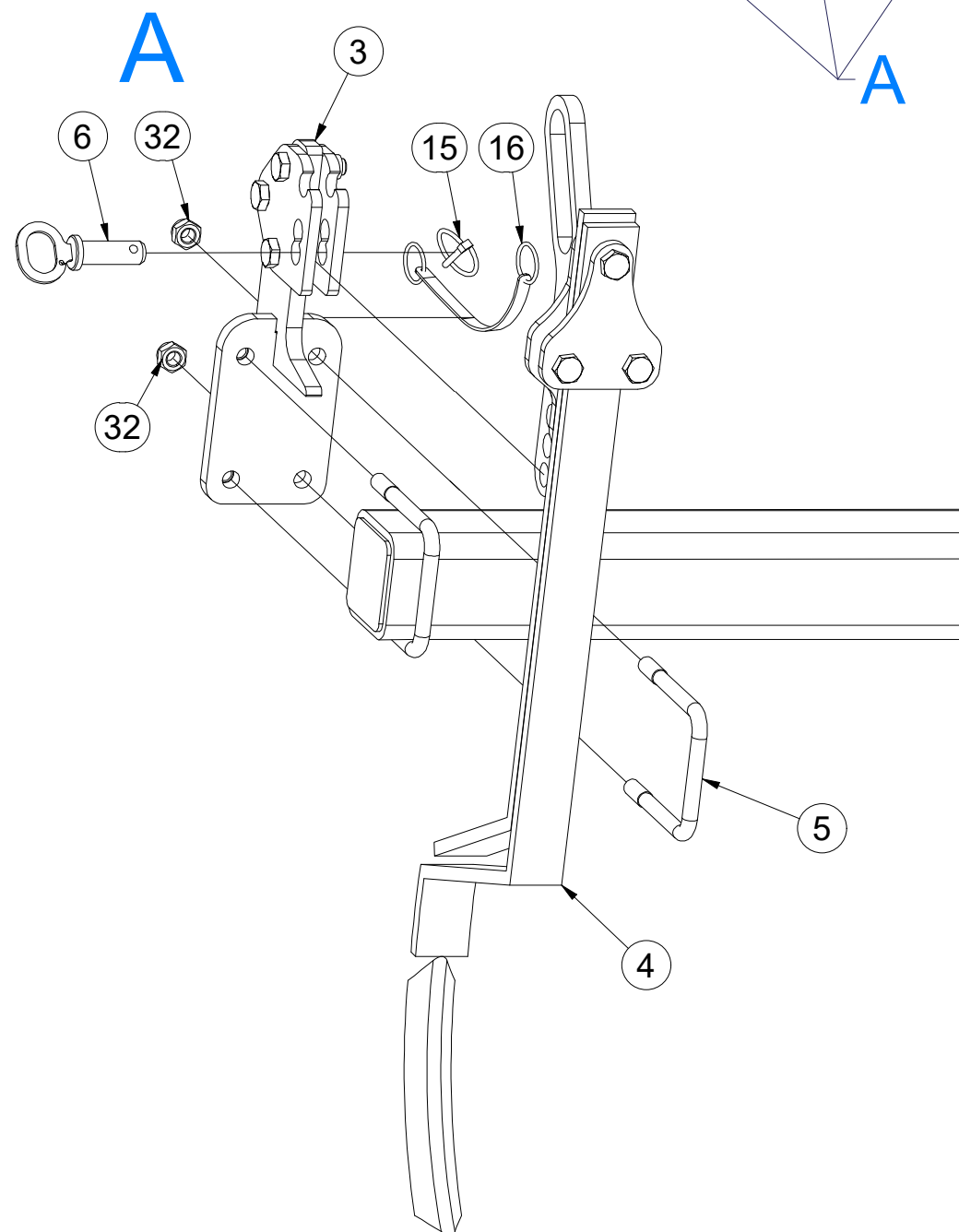
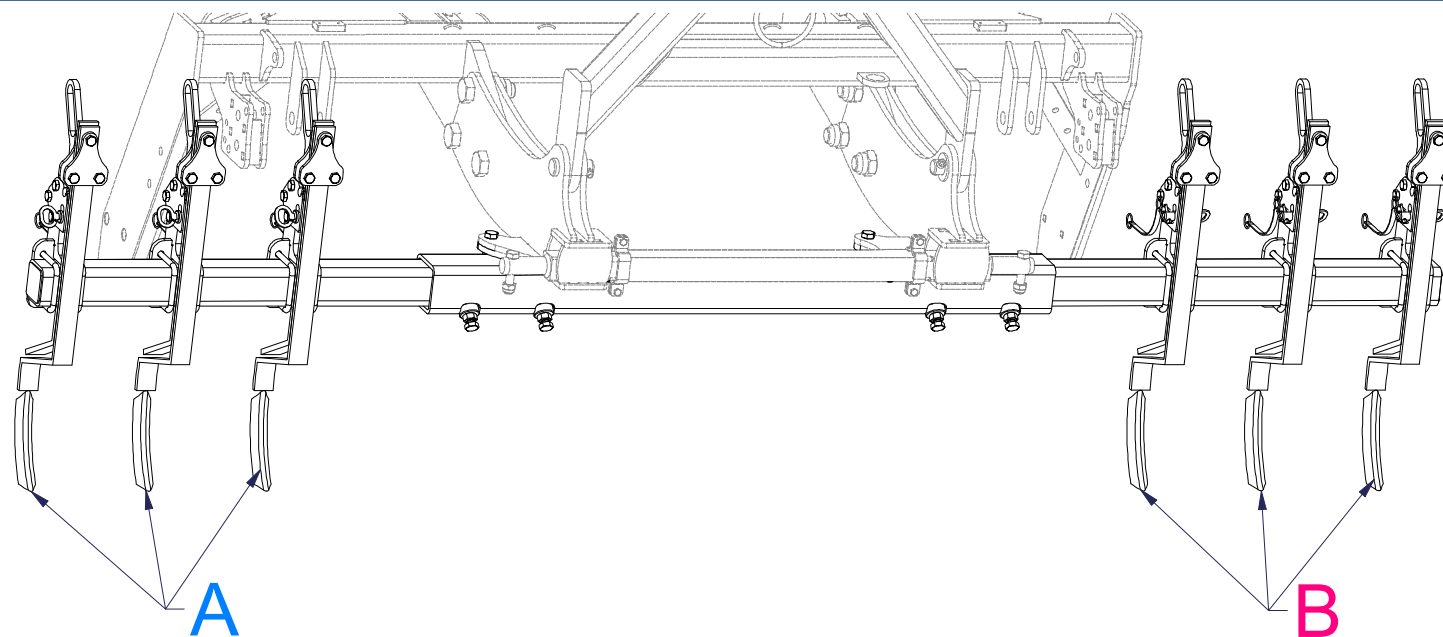
ⒸB SET OF TRACK CULTIVATORS

Ⓔ КОМПЛЕКТ РЫХЛИТЕЛЕЙ КОЛЕИ

Ⓗ ZESTAW SPULCHNIACZY ŚLADÓW



3007596



Pos.	Part Number	Pcs.
3	4014622	6
4	4014614	6
5	m10296	12
6	4019367	6
15	m10454	6
16	m12467	6
32	m04301	24



Ⓒ KYPŘIČ STOP

Ⓓ SPURENLOCKERER

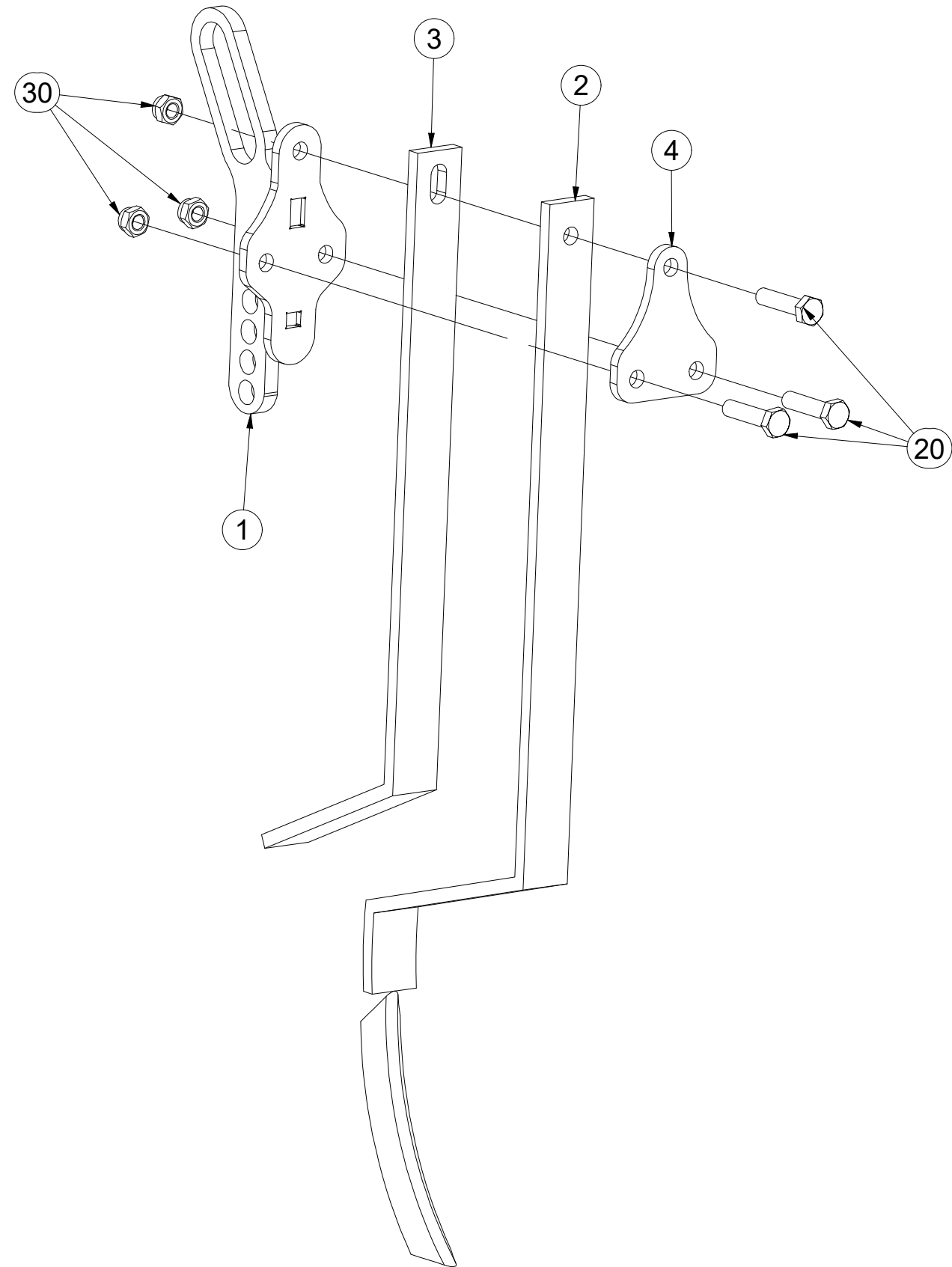
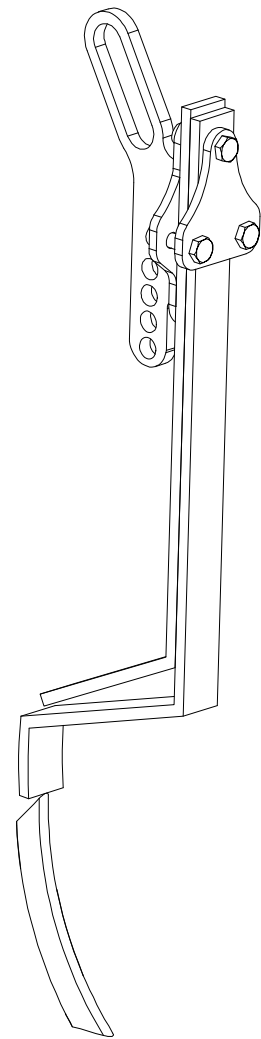
Ⓕ CULTIVATEUR DES TRACES

**4014614**

Ⓖ TRACK CULTIVATOR

Ⓡ РЫХЛИТЕЛЬ КОЛЕИ

Ⓢ SPULCHNIARKA STÓP



Pos.	Part Number	Pcs.
1	4014506	1
2	9003987	1
3	9003988	1
4	4014635	1
20	m03339	3
30	m04301	3

Ⓒ CZ KYPŘIČ STOP

Ⓓ D SPURENLOCKERER

Ⓕ F CULTIVATEUR DES TRACES

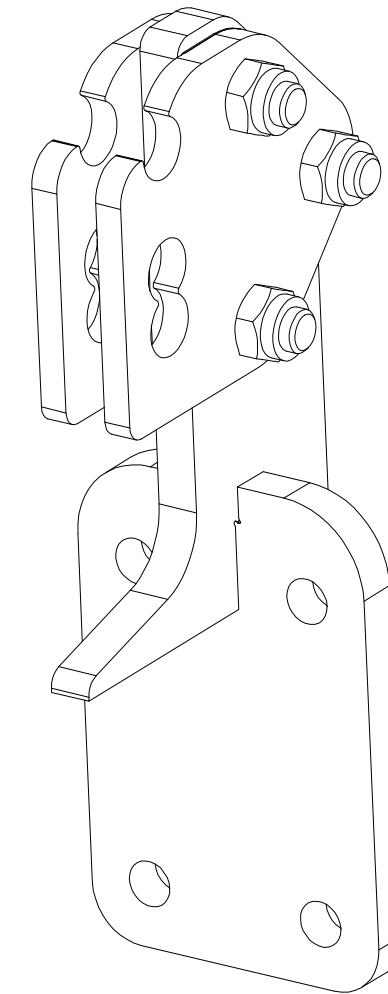
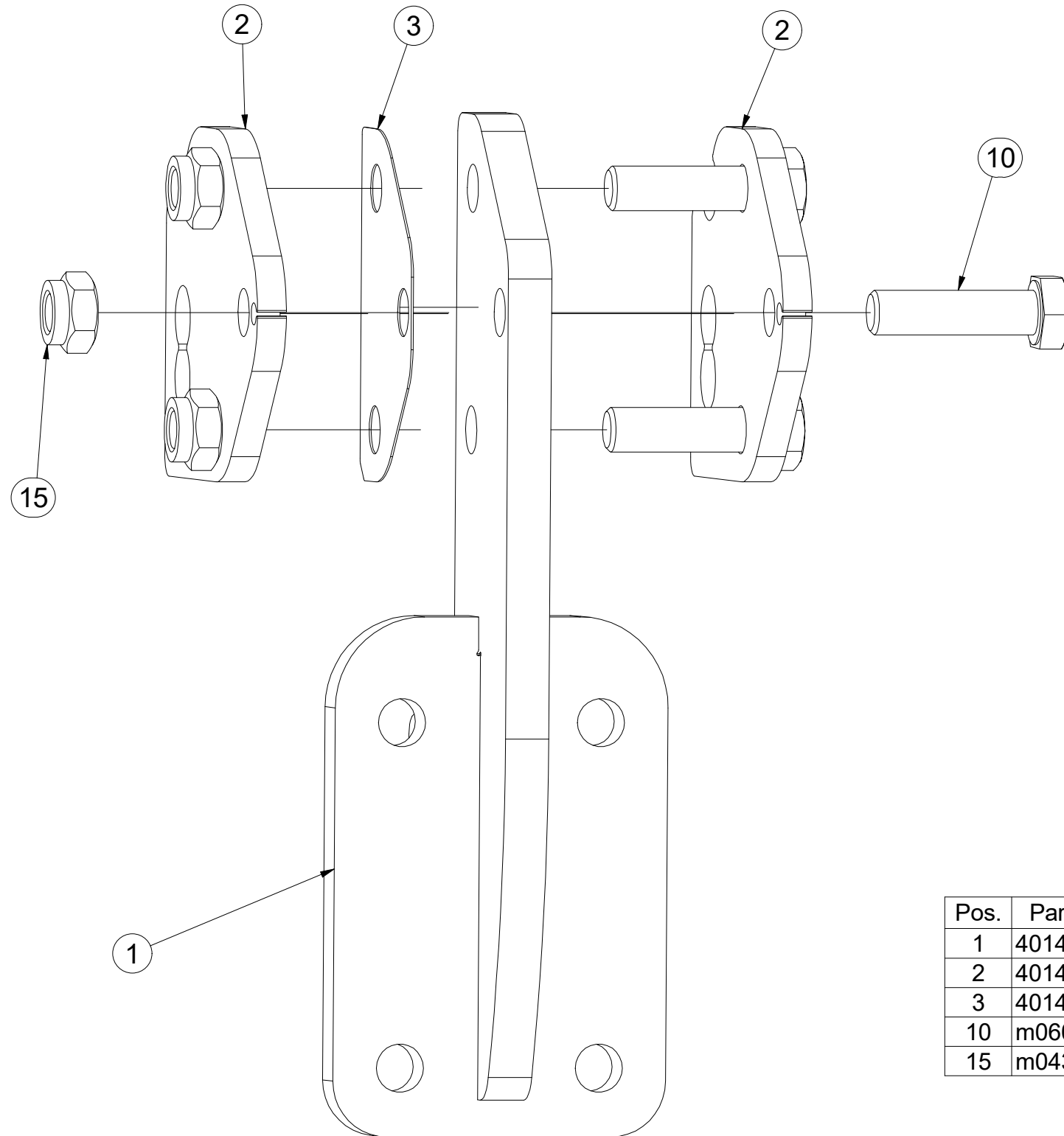
Ⓖ GB TRACK CULTIVATOR

Ⓡ RU РЫХЛИТЕЛЬ КОЛЕИ

Ⓟ PL SPULCHNIARKA STÓP

**Farmet**

**4014622**



Pos.	Part Number	Pcs.
1	4014511	1
2	4014641	2
3	4014642	1
10	m06077	3
15	m04301	3

ⒸZ SADA FLEXIBOARDŮ - PŘEDNÍ

Ⓓ FLEXIBOARDSATZ – VORNE

Ⓕ KIT DE FLEXIBOARDS – AVANT

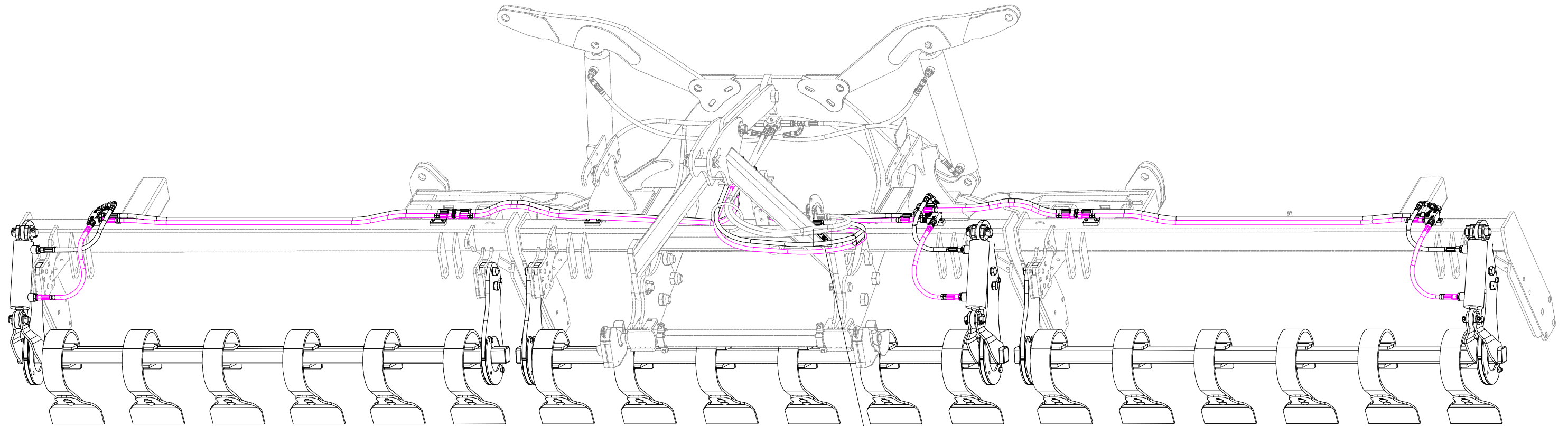
ⒸB FLEXIBOARD SET – FRONT

ⒸU КОМПЛЕКТ FLEXIBOARD - ПЕРЕДНИЙ

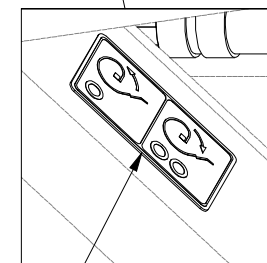
ⒸL ZESTAW FLEXIBOARDOW – PRZEDNI



**VZ00043262**



Pos.	Part Number	Pcs.
80	m01637	25
85	m20272	1
90	m22954	1,500 l



85

ⒸZ SADA FLEXIBOARDŮ - PŘEDNÍ

Ⓓ FLEXIBOARDSATZ – VORNE

Ⓕ KIT DE FLEXIBOARDS – AVANT

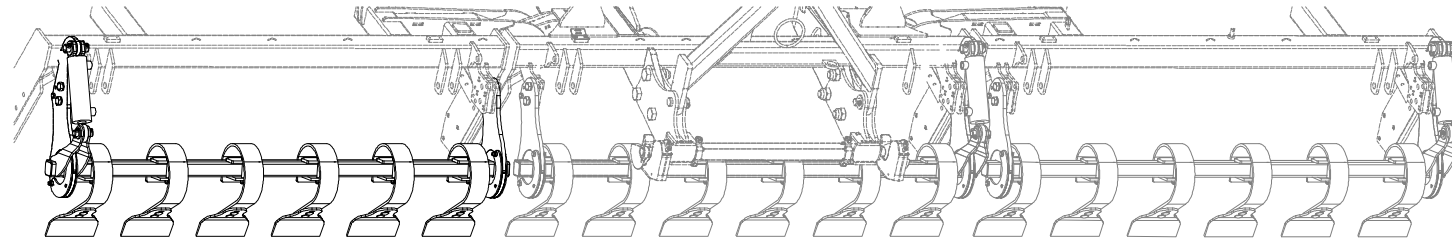
ⒸB FLEXIBOARD SET – FRONT

ⒸU КОМПЛЕКТ FLEXIBOARD - ПЕРЕДНИЙ

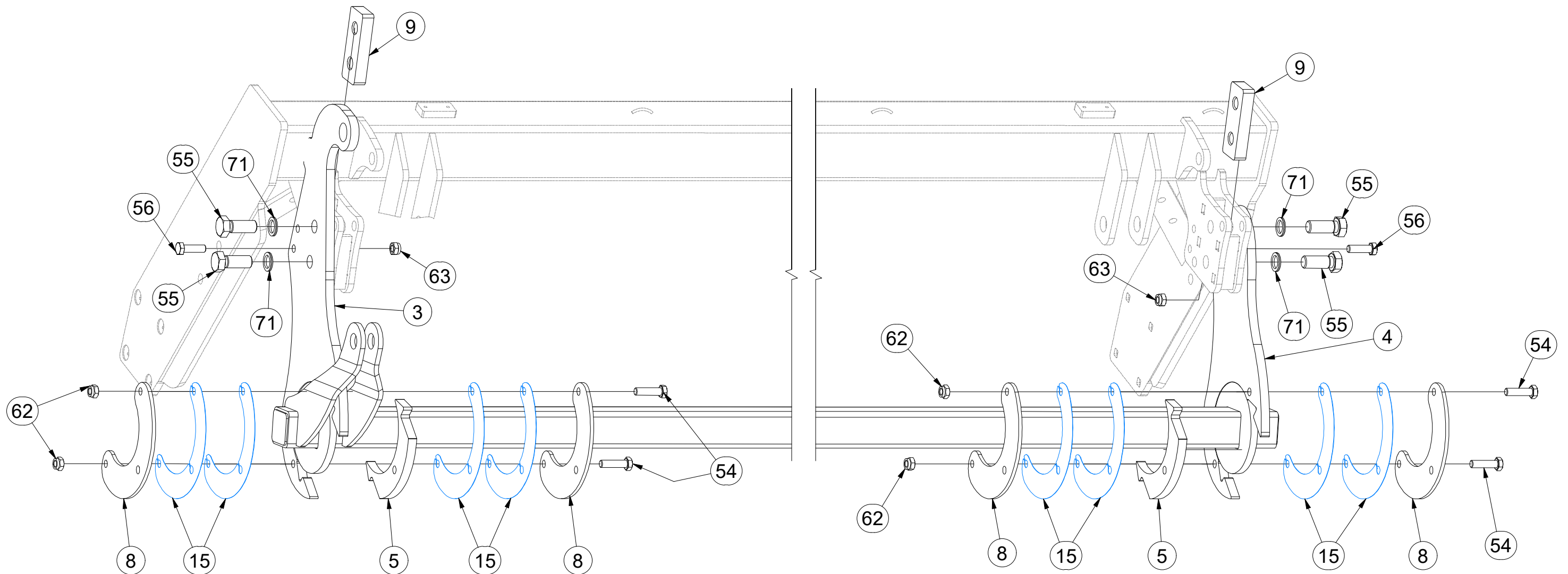
ⒸL ZESTAW FLEXIBOARDOW – PRZEDNI



**VZ00043262**



Pos.	Part Number	Pcs.
3	VZ00043401	3
4	VZ00043402	3
5	4018126	6
8	VZ00005460	12
9	VZ00013496	6
15	VZ00010003	24
54	m06077	12
55	m08378	12
56	m15618	6
62	m04301	12
63	m21001	6
71	m06279	12





ⒸZ SADA FLEXIBOARDŮ - PŘEDNÍ

Ⓓ FLEXIBOARDSATZ – VORNE

Ⓕ KIT DE FLEXIBOARDS – AVANT

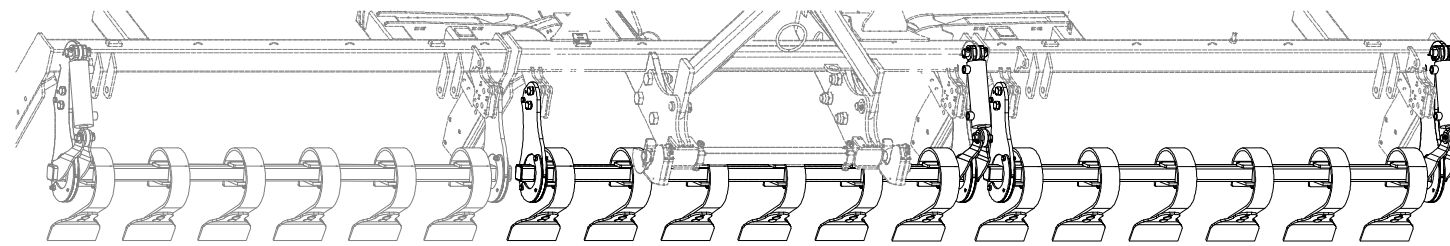
ⒸB FLEXIBOARD SET – FRONT

ⒸU КОМПЛЕКТ FLEXIBOARD - ПЕРЕДНИЙ

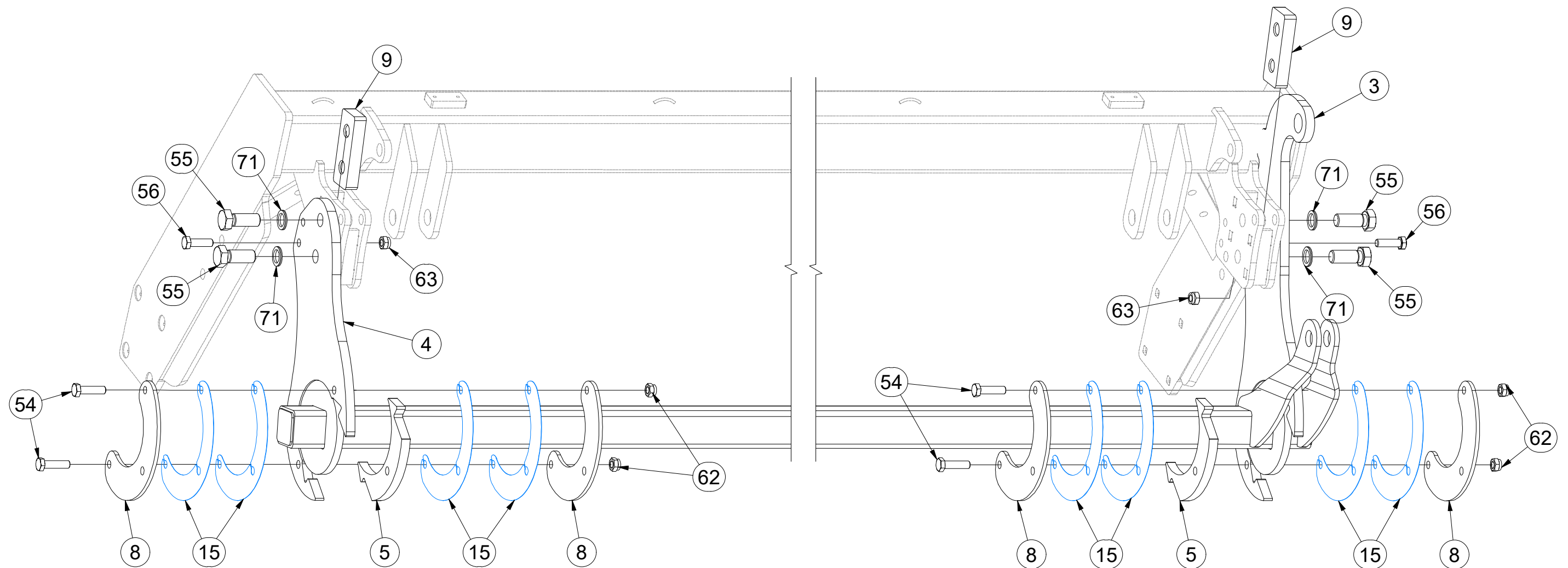
ⒸL ZESTAW FLEXIBOARDOW – PRZEDNI



**VZ00043262**



Pos.	Part Number	Pcs.
3	VZ00043401	3
4	VZ00043402	3
5	4018126	6
8	VZ00005460	12
9	VZ00013496	6
15	VZ00010003	24
54	m06077	12
55	m08378	12
56	m15618	6
62	m04301	12
63	m21001	6
71	m06279	12



ⒸZ SADA FLEXIBOARDŮ - PŘEDNÍ

Ⓓ FLEXIBOARDSATZ – VORNE

Ⓕ KIT DE FLEXIBOARDS – AVANT

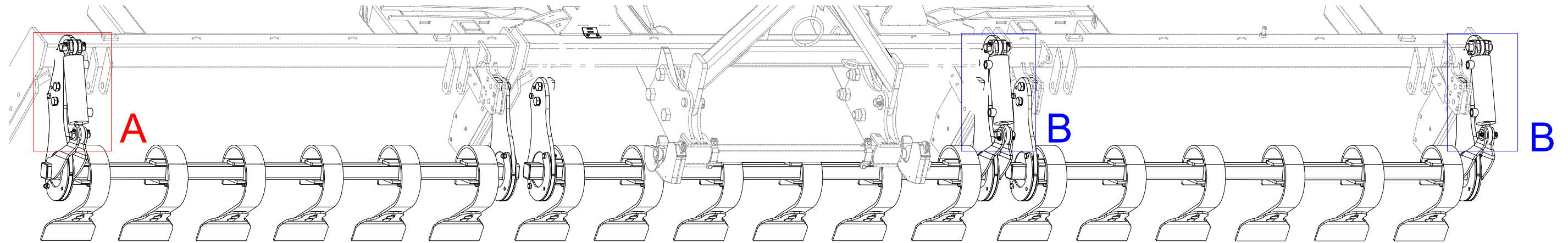
ⒼB FLEXIBOARD SET – FRONT

ⒺU КОМПЛЕКТ FLEXIBOARD - ПЕРЕДНИЙ

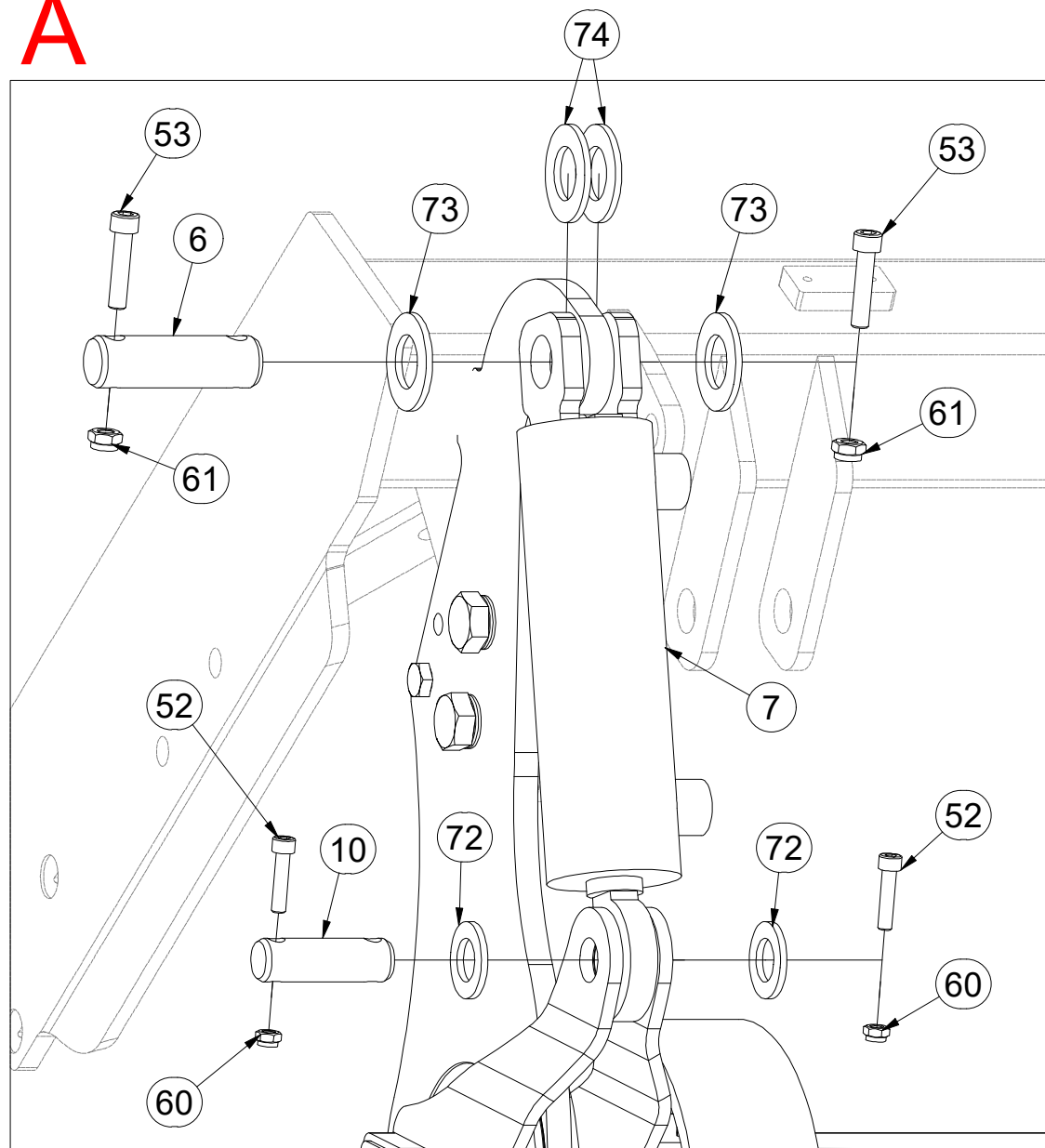
ⒻL ZESTAW FLEXIBOARDOW – PRZEDNI



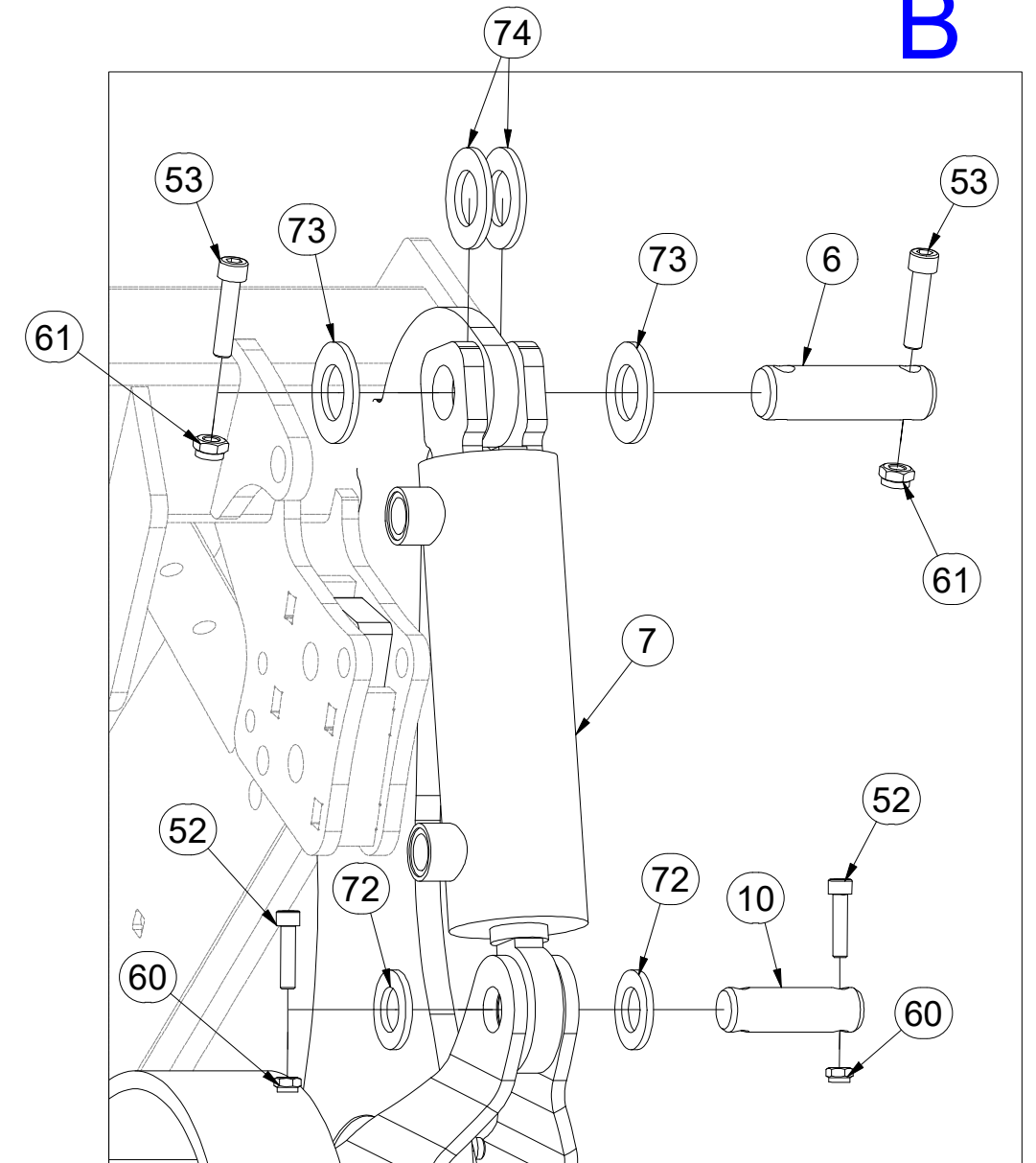
**VZ00043262**



**A**



**B**



Pos.	Part Number	Pcs.
6	4008234	3
7	VZ00014414	3
10	4007638	3
52	m09464	6
53	m14143	6
60	m04503	6
61	m03775	6
72	m14028	6
73	m14029	6
74	m02866	6

ⒸZ SADA FLEXIBOARDŮ - PŘEDNÍ

Ⓓ FLEXIBOARDSATZ – VORNE

Ⓕ KIT DE FLEXIBOARDS – AVANT

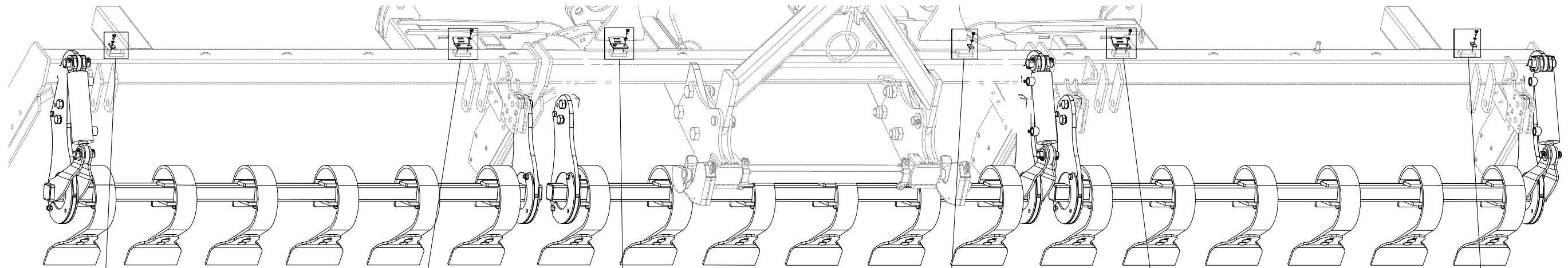
ⒸB FLEXIBOARD SET – FRONT

ⒸU КОМПЛЕКТ FLEXIBOARD - ПЕРЕДНИЙ

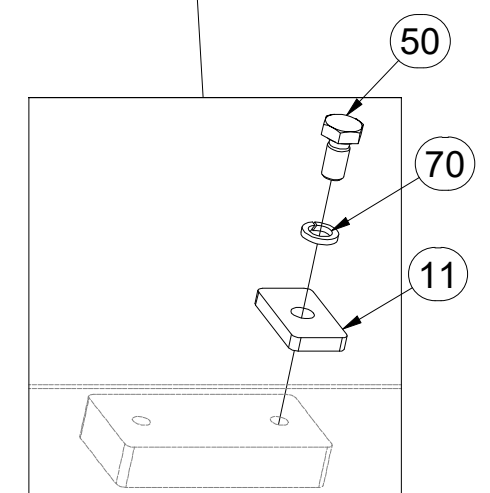
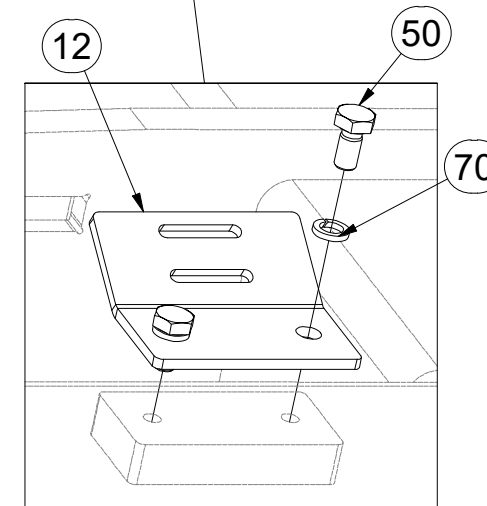
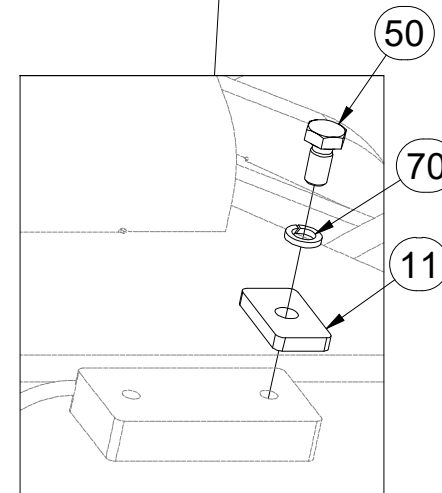
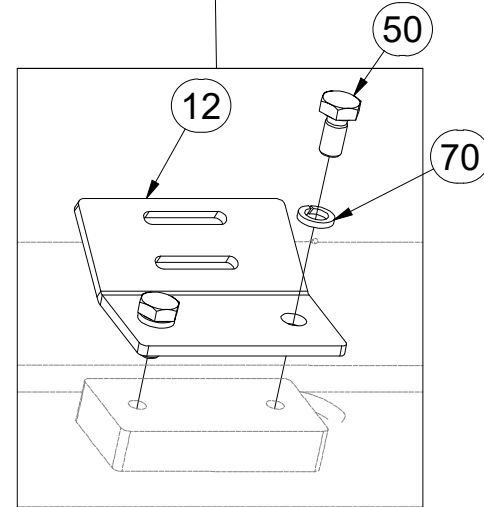
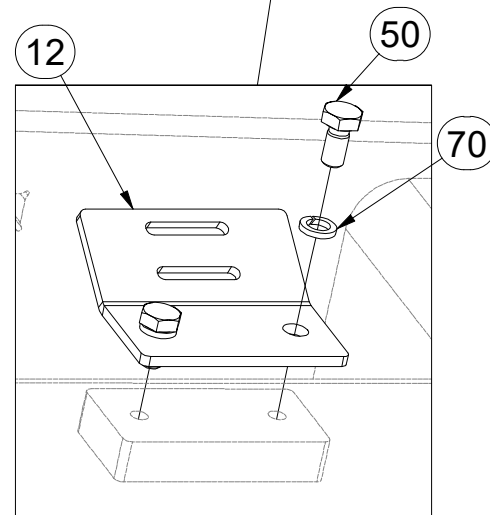
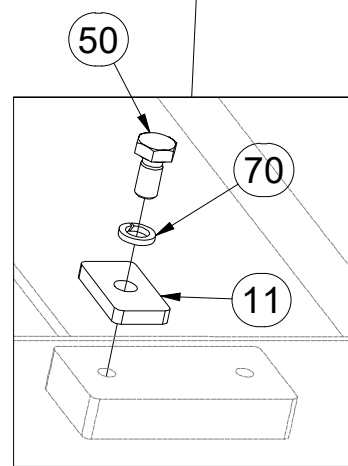
ⒸL ZESTAW FLEXIBOARDOW – PRZEDNI



**VZ00043262**



Pos.	Part Number	Pcs.
11	VZ00037574	3
12	VZ00012851	3
50	m05243	9
70	m01200	12



ⒸZ SADA FLEXIBOARDŮ - PŘEDNÍ

Ⓓ FLEXIBOARDSATZ – VORNE

Ⓕ KIT DE FLEXIBOARDS – AVANT

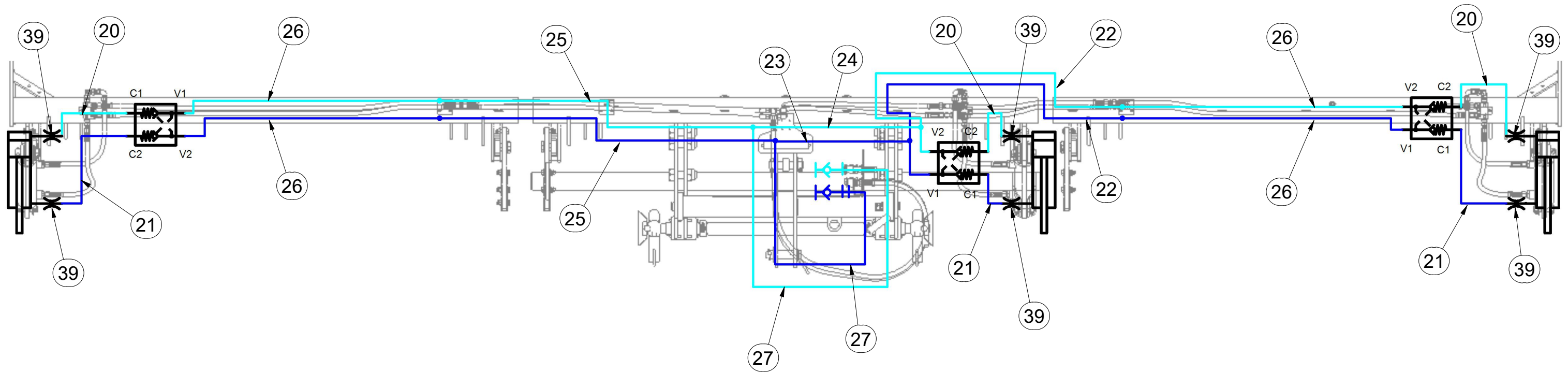
ⒸB FLEXIBOARD SET – FRONT

ⒸU КОМПЛЕКТ FLEXIBOARD - ПЕРЕДНИЙ

ⒸL ZESTAW FLEXIBOARDOW – PRZEDNI



**VZ00043262**



Pos.	Part Number	Pcs.
20	m16868	3
21	m04827	3
22	m03713	2
23	m04033	1
24	m16761	1
25	m15129	2
26	m15903	4
27	m09037	2
39	m10781	6



ⒸZ SADA FLEXIBOARDŮ - PŘEDNÍ

Ⓓ FLEXIBOARDSATZ – VORNE

Ⓕ KIT DE FLEXIBOARDS – AVANT

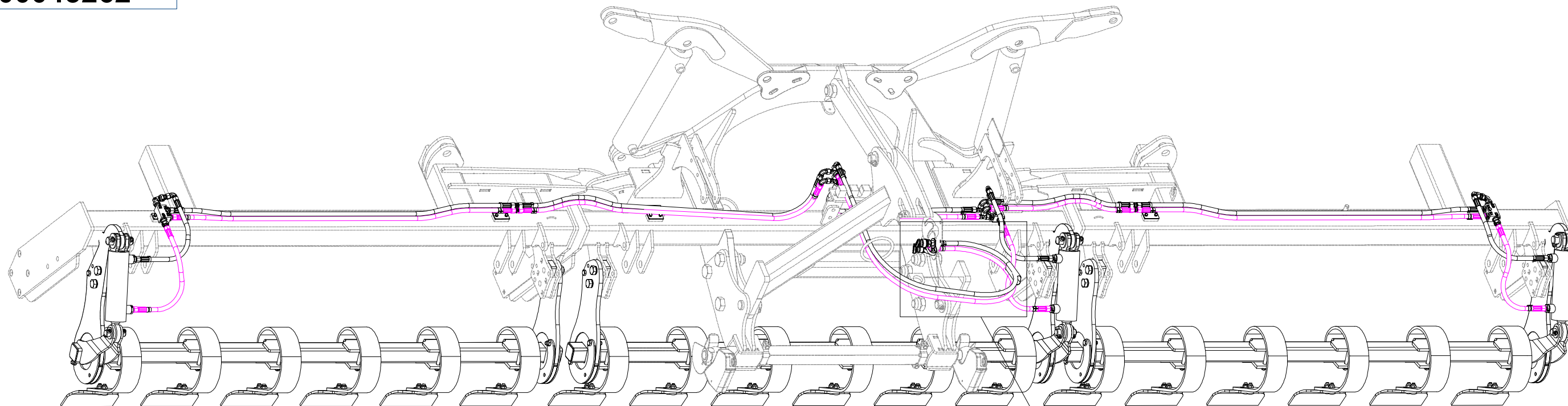
ⒼB FLEXIBOARD SET – FRONT

ⒺU КОМПЛЕКТ FLEXIBOARD - ПЕРЕДНИЙ

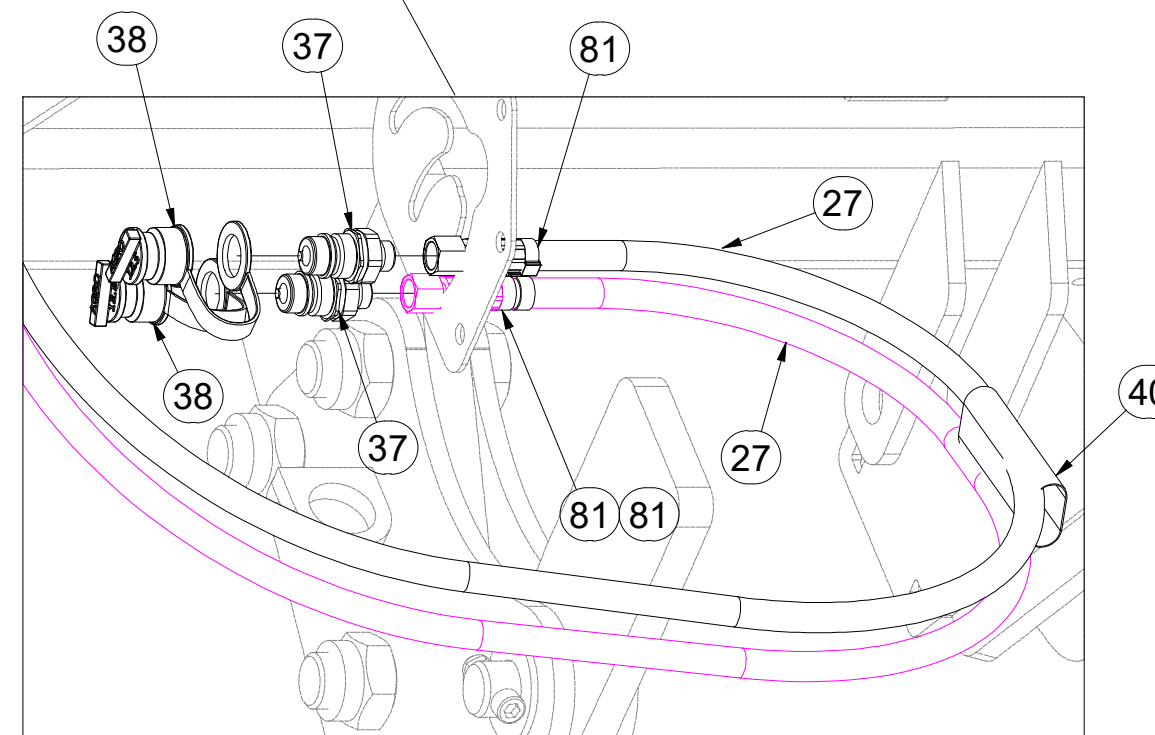
ⒼL ZESTAW FLEXIBOARDOW – PRZEDNI



**VZ00043262**



Pos.	Part Number	Pcs.
27	m09037	2
37	m03849	2
38	m03743	2
40	m11183	1
81	m11253	45



ⒸZ SADA FLEXIBOARDŮ - PŘEDNÍ

Ⓓ FLEXIBOARDSATZ – VORNE

Ⓕ KIT DE FLEXIBOARDS – AVANT

ⒼB FLEXIBOARD SET – FRONT

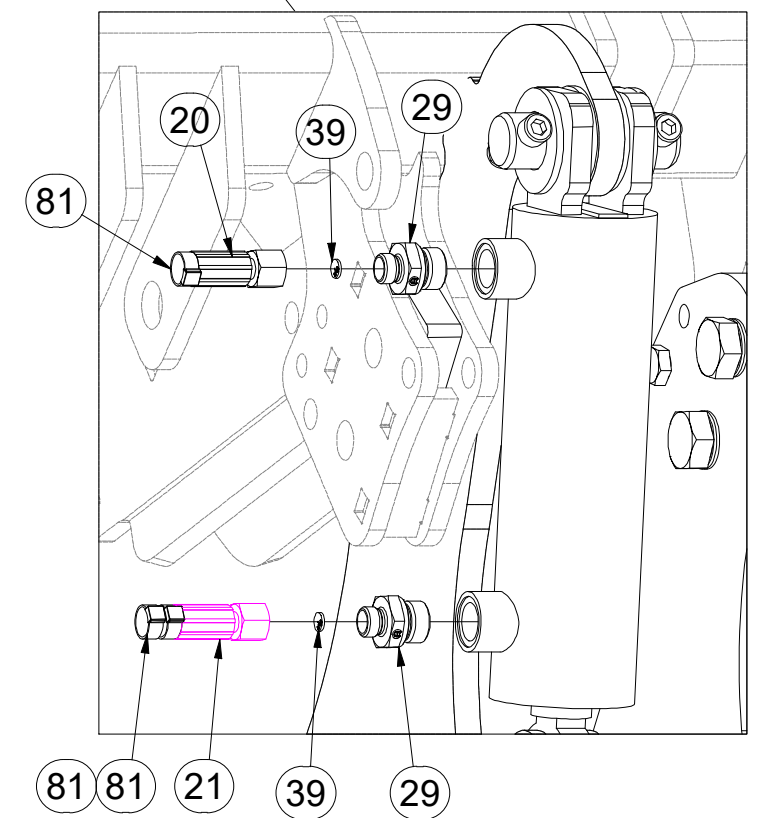
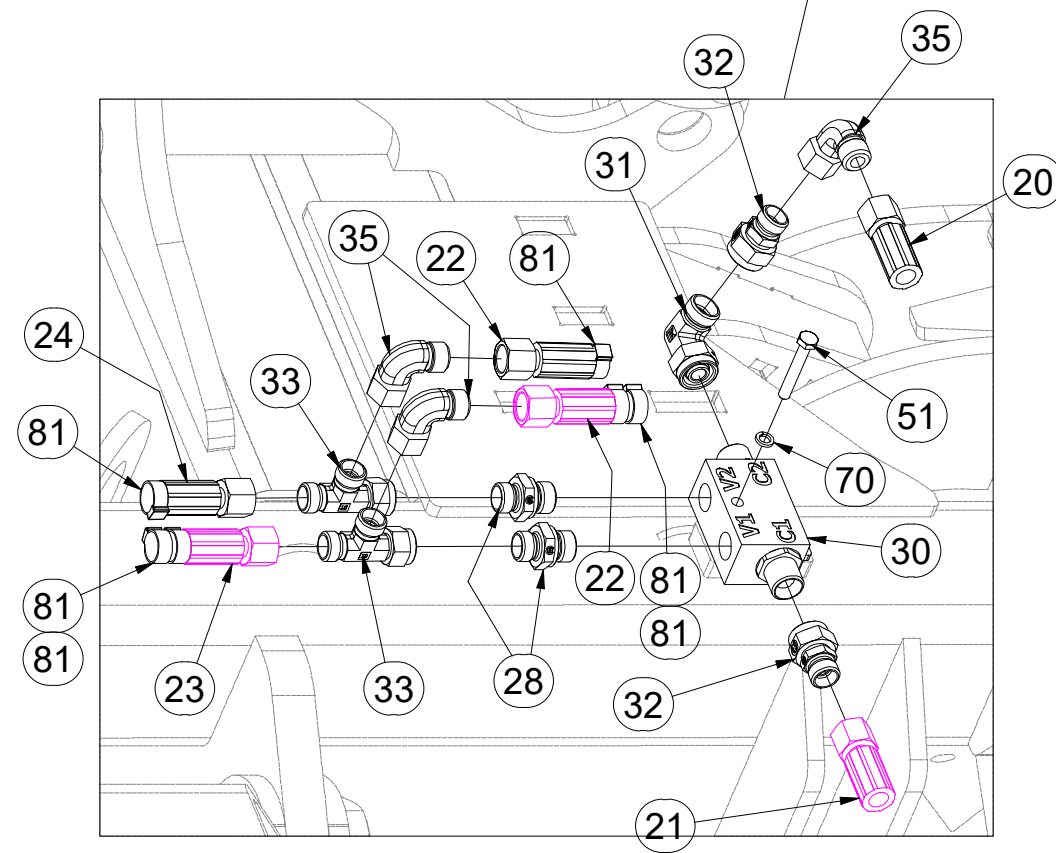
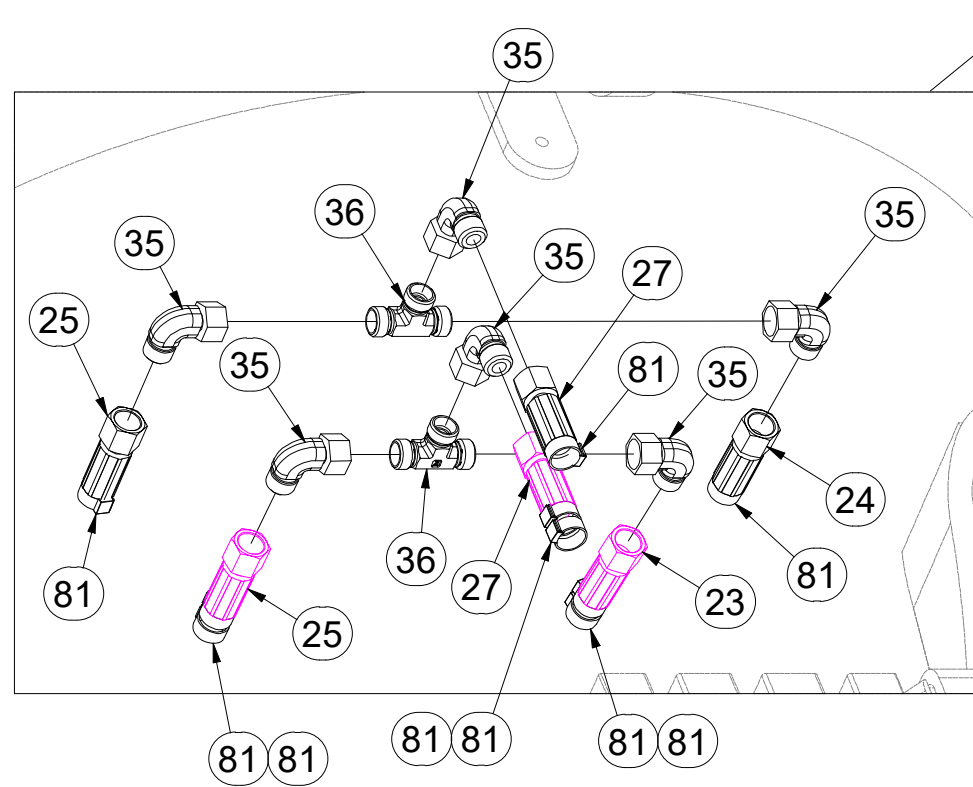
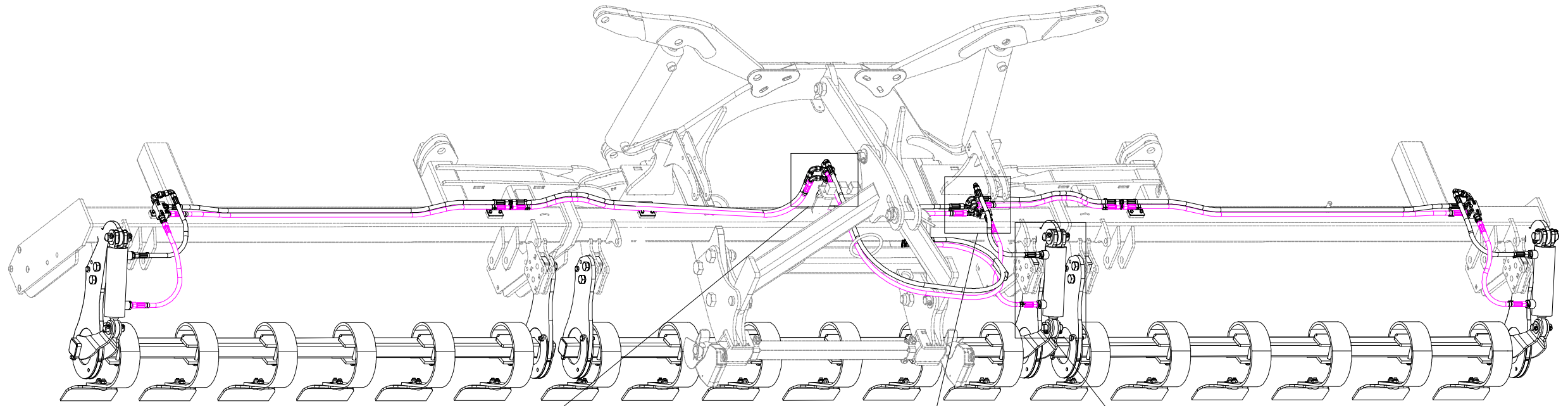
ⒺU КОМПЛЕКТ FLEXIBOARD - ПЕРЕДНИЙ

ⒽL ZESTAW FLEXIBOARDOW – PRZEDNI



**VZ00043262**

Pos.	Part Number	Pcs.
20	m16868	3
21	m04827	3
22	m03713	2
23	m04033	1
24	m16761	1
25	m15129	2
27	m09037	2
28	m06528	6
29	m09934	6
30	m08083	3
31	m07654	3
32	m23400	6
33	m07568	2
35	m06803	11
36	m03889	2
39	m10781	6
51	m04641	3
70	m01200	12
81	m11253	45



ⒸZ SADA FLEXIBOARDŮ - PŘEDNÍ

Ⓓ FLEXIBOARDSATZ – VORNE

Ⓕ KIT DE FLEXIBOARDS – AVANT

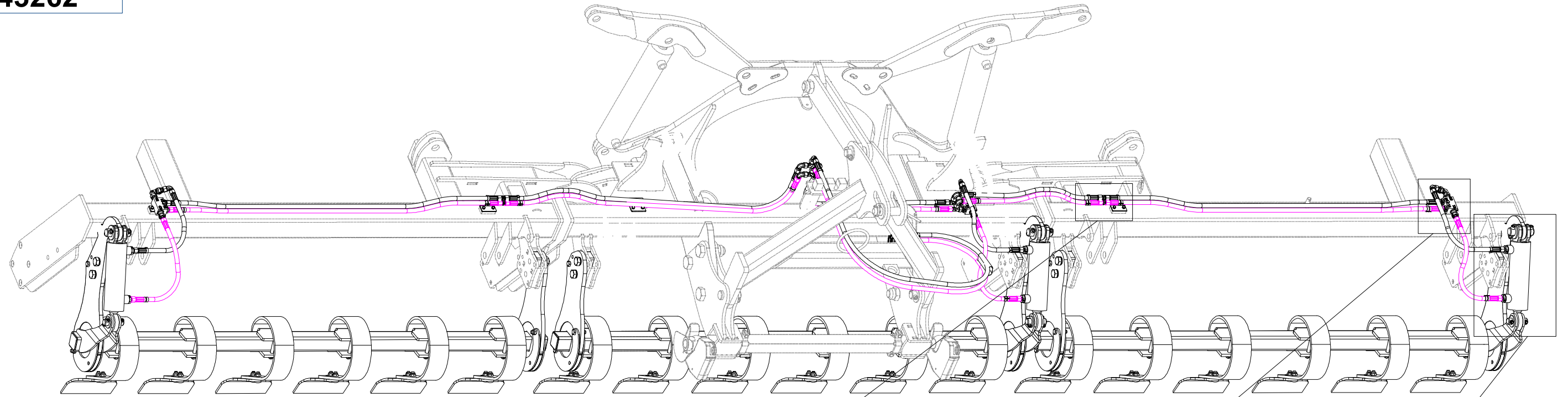
ⒸB FLEXIBOARD SET – FRONT

ⒸU КОМПЛЕКТ FLEXIBOARD - ПЕРЕДНИЙ

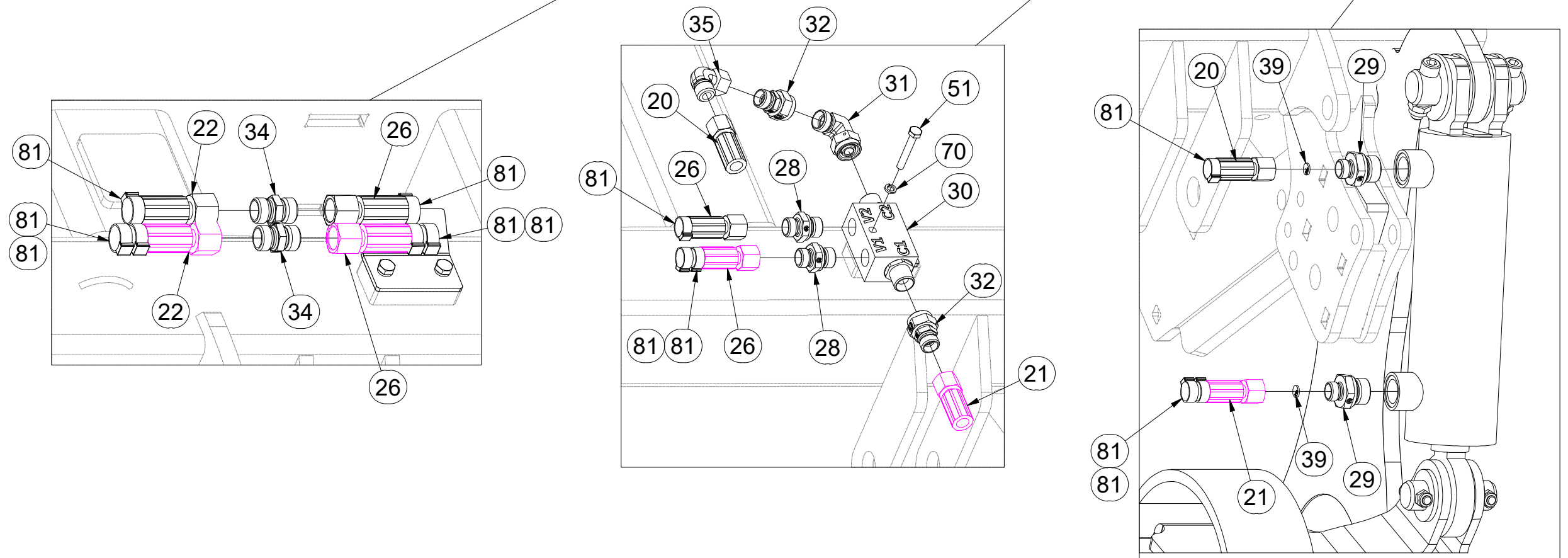
ⒸL ZESTAW FLEXIBOARDOW – PRZEDNI



**VZ00043262**



Pos.	Part Number	Pcs.
20	m16868	3
21	m04827	3
22	m03713	2
26	m15903	4
28	m06528	6
29	m09934	6
30	m08083	3
31	m07654	3
32	m23400	6
34	m03213	4
35	m06803	11
39	m10781	6
51	m04641	3
70	m01200	12
81	m11253	45





ⒸZ SADA FLEXIBOARDŮ - PŘEDNÍ

Ⓓ FLEXIBOARDSATZ – VORNE

Ⓕ KIT DE FLEXIBOARDS – AVANT

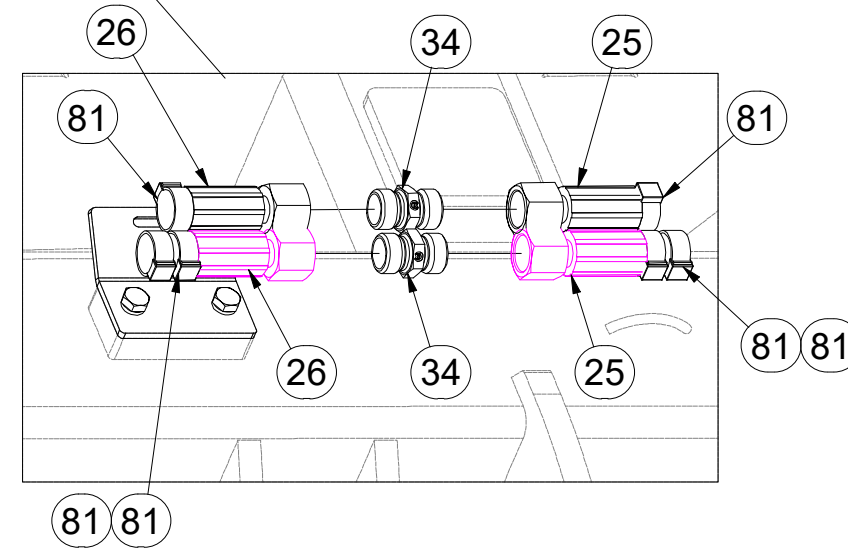
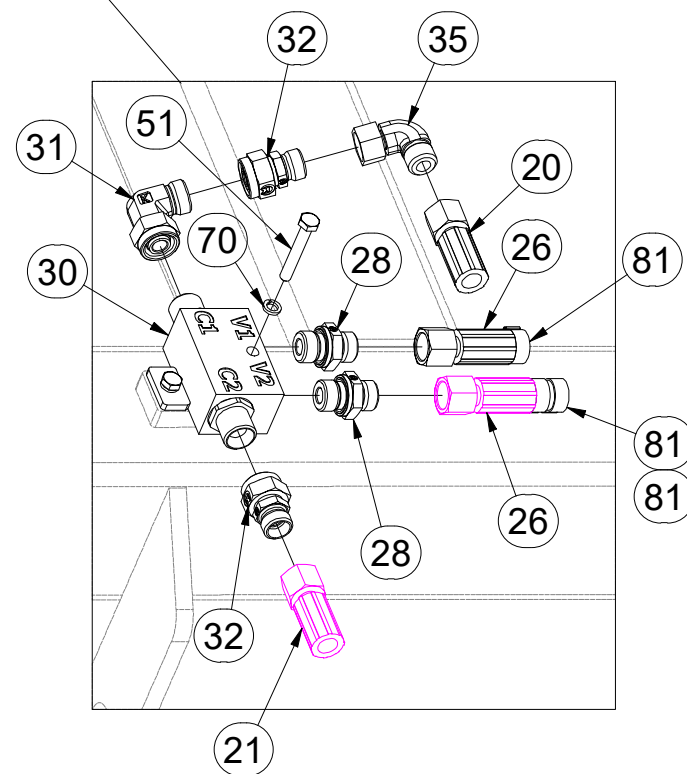
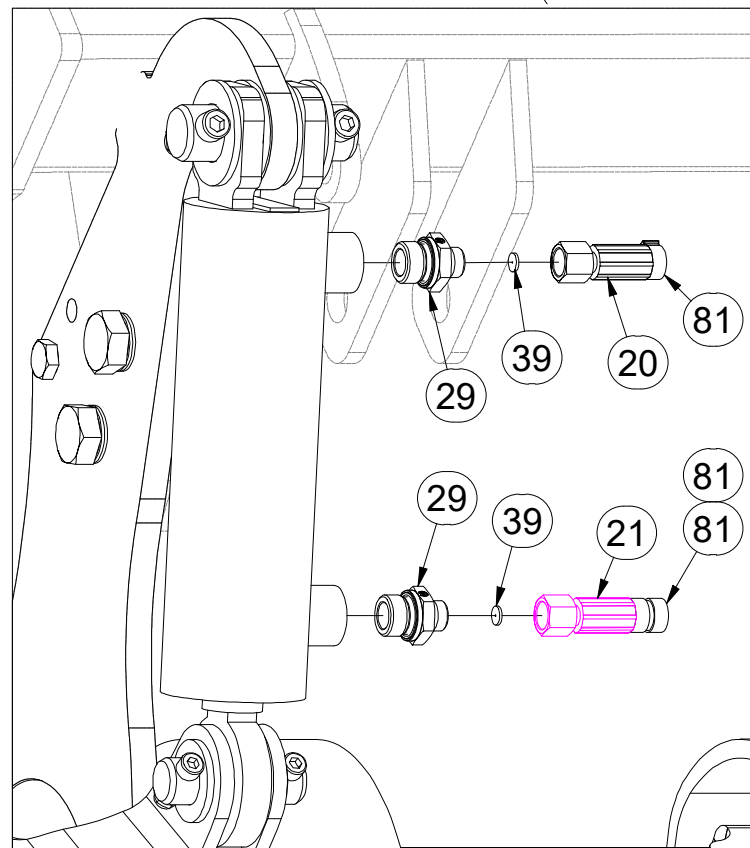
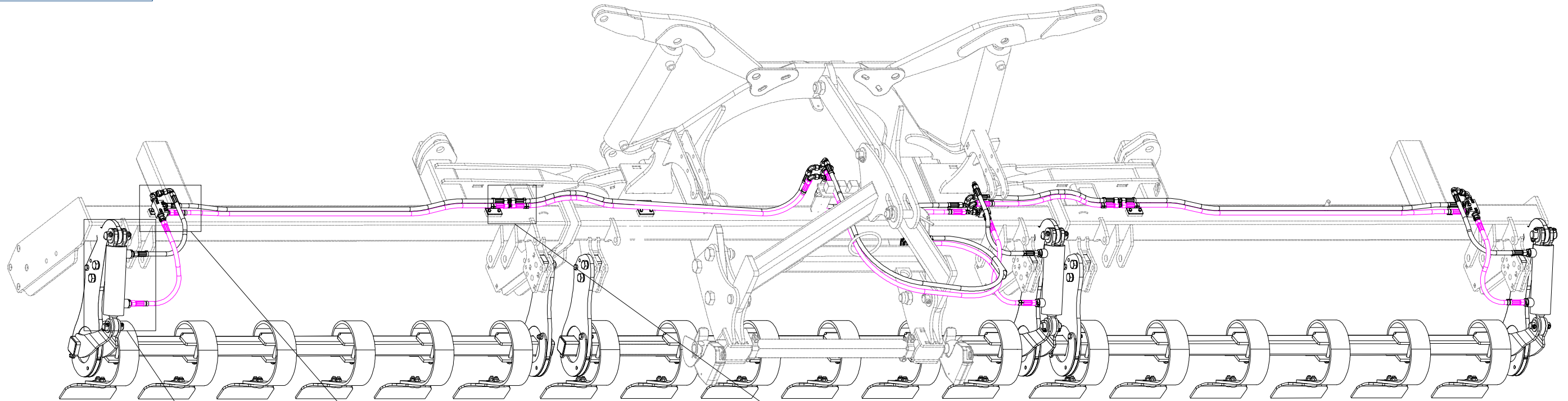
ⒸB FLEXIBOARD SET – FRONT

ⒸU КОМПЛЕКТ FLEXIBOARD - ПЕРЕДНИЙ

ⒸL ZESTAW FLEXIBOARDOW – PRZEDNI



**VZ00043262**



Pos.	Part Number	Pcs.
20	m16868	3
21	m04827	3
25	m15129	2
26	m15903	4
28	m06528	6
29	m09934	6
30	m08083	3
31	m07654	3
32	m23400	6
34	m03213	4
35	m06803	11
39	m10781	6
51	m04641	3
70	m01200	12
81	m11253	45



Ⓒ PŘEDNÍ SMYK

Ⓓ VORDERE ACKERSCHLEIFE

Ⓕ NIVELEUR AVANT

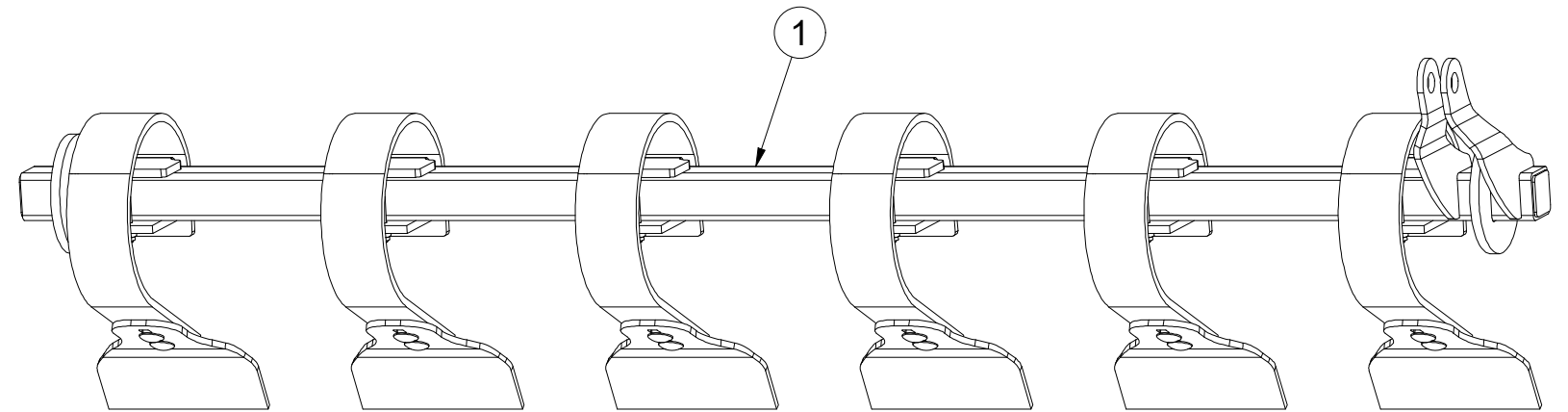
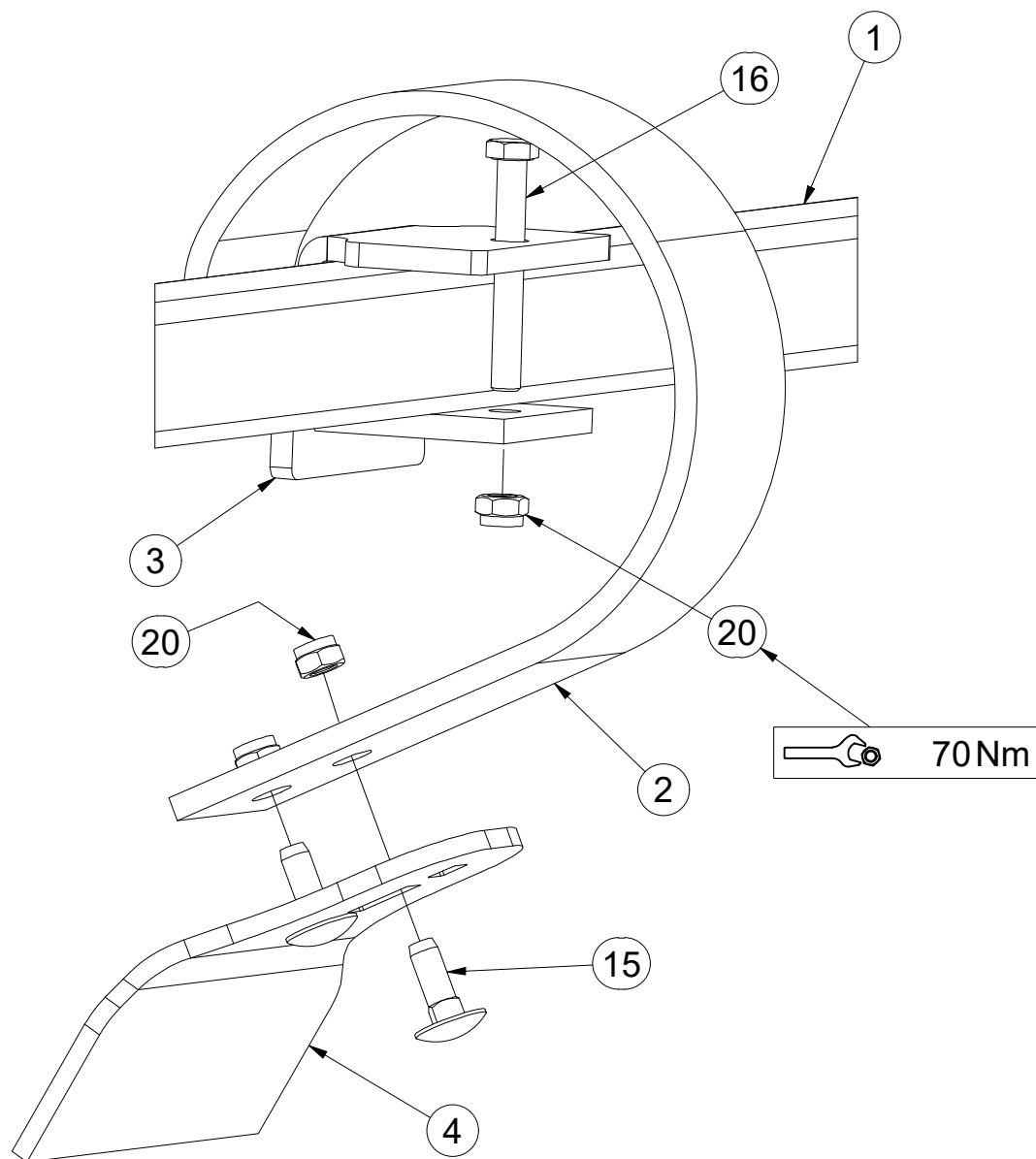
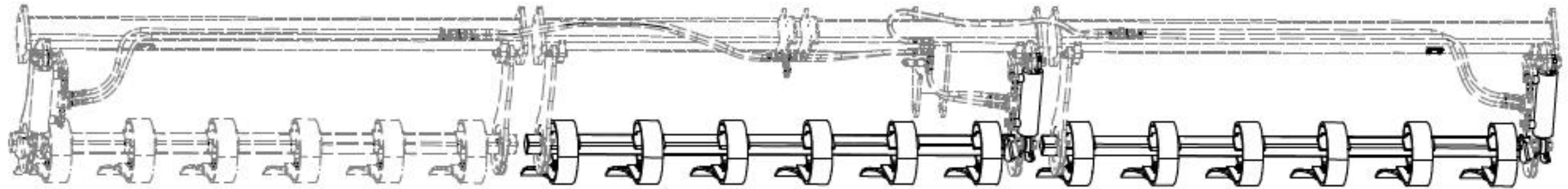
Ⓒ FRONT LEVELLER

Ⓓ ПЕРЕДНЯЯ БОРОНА

Ⓕ PRZEDNIA WŁÓKA



**VZ00005418**



Pos.	Part Number	Pcs.
1	VZ00005233	1
2	9005269	6
3	VZ00036979	6
4	VZ00005463	6
15	m10618	12
16	m19503	6
20	m04301	18

Ⓒ PŘEDNÍ SMYK

Ⓓ VORDERE ACKERSCHLEIFE

Ⓕ NIVELEUR AVANT

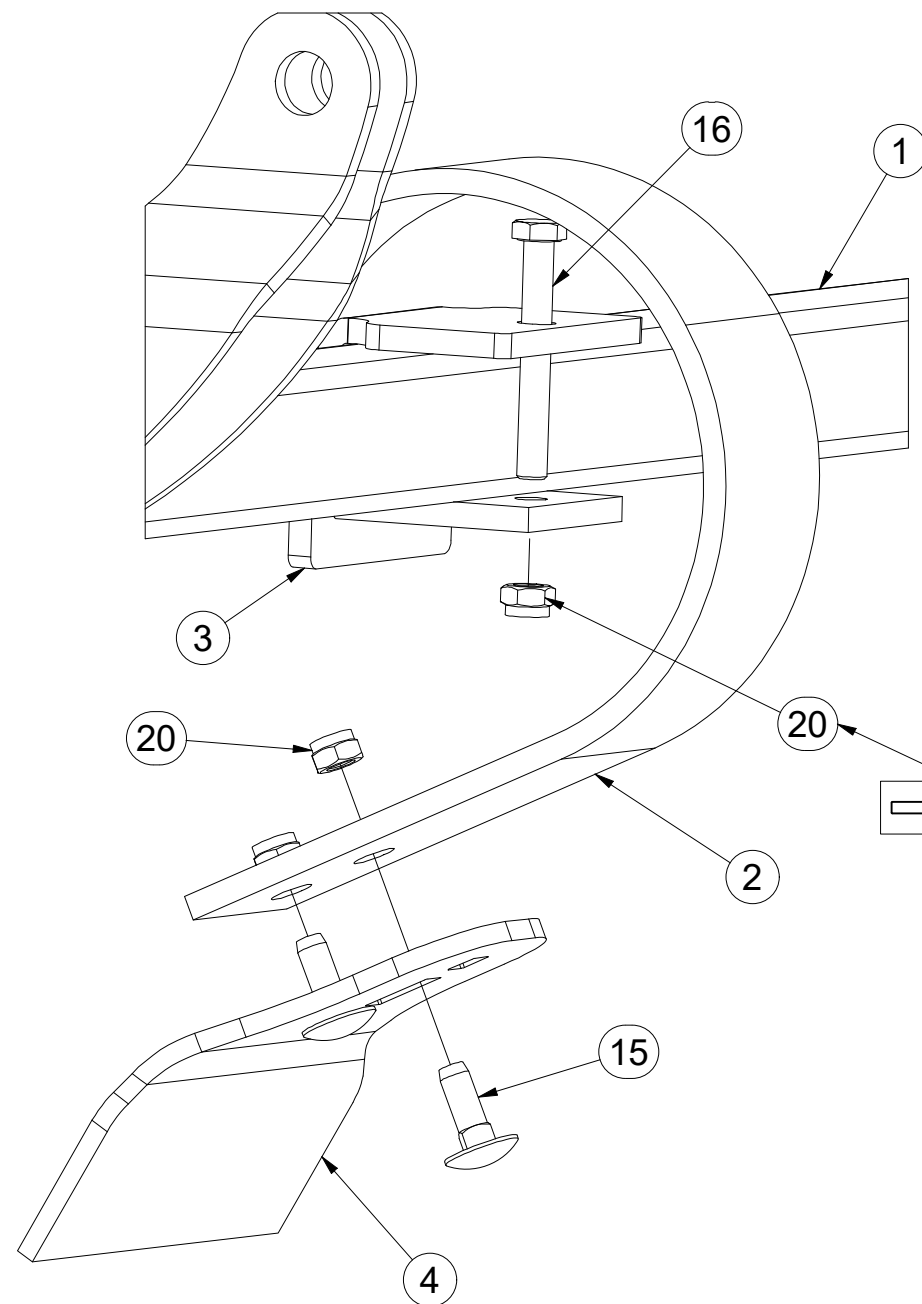
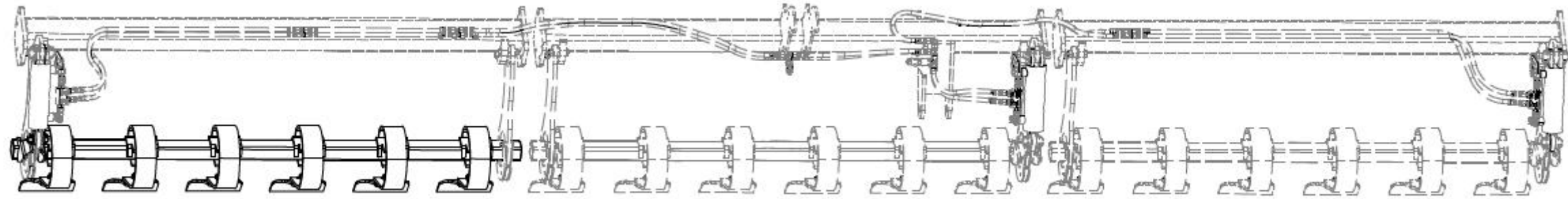
Ⓒ FRONT LEVELLER

Ⓔ ПЕРЕДНЯЯ БОРОНА

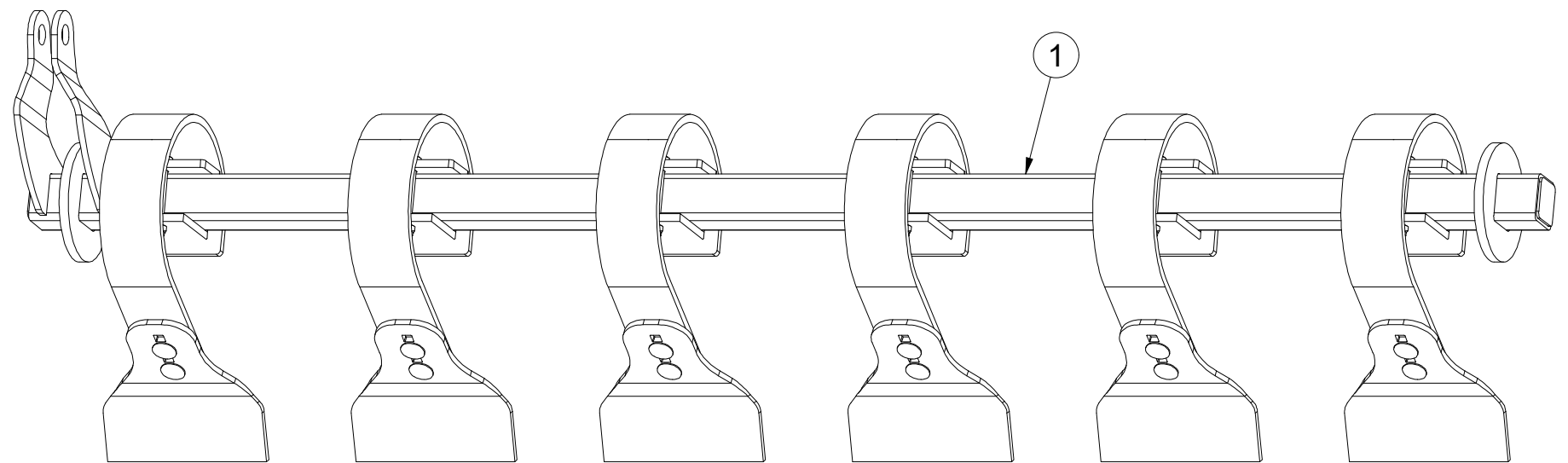
Ⓖ PRZEDNIA WŁÓKA



**VZ00010118**



70Nm



Pos.	Part Number	Pcs.
1	VZ00010119	1
2	9005269	6
3	VZ00036979	6
4	VZ00005463	6
15	m10618	12
16	m19503	6
20	m04301	18

Ⓒ SADA PŘEDNÍCH VÁLCŮ

Ⓓ SATZ VORDERE WALZEN

Ⓕ KIT DE ROULEAUX AVANT

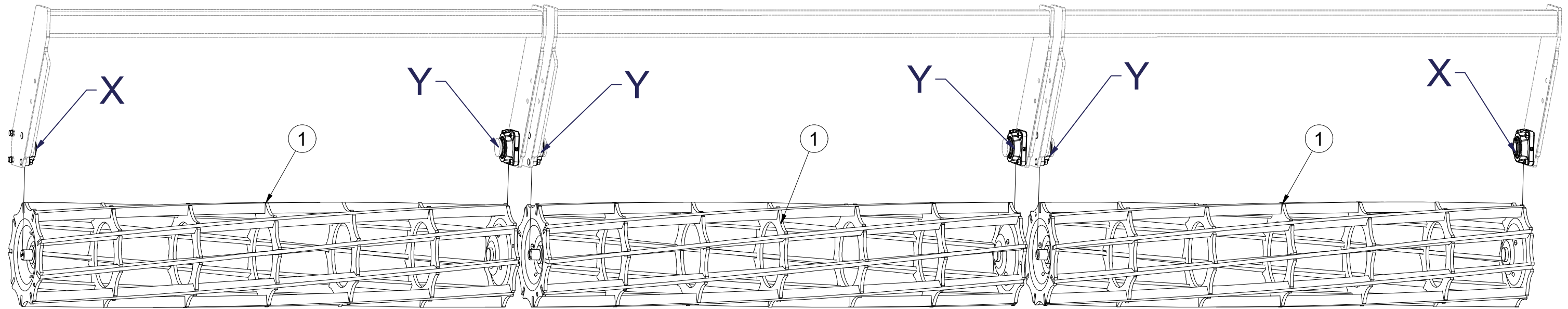
Ⓖ SET OF FRONT ROLLERS

Ⓡ КОМПЛЕКТ ПЕРЕДНИХ КАТКОВ

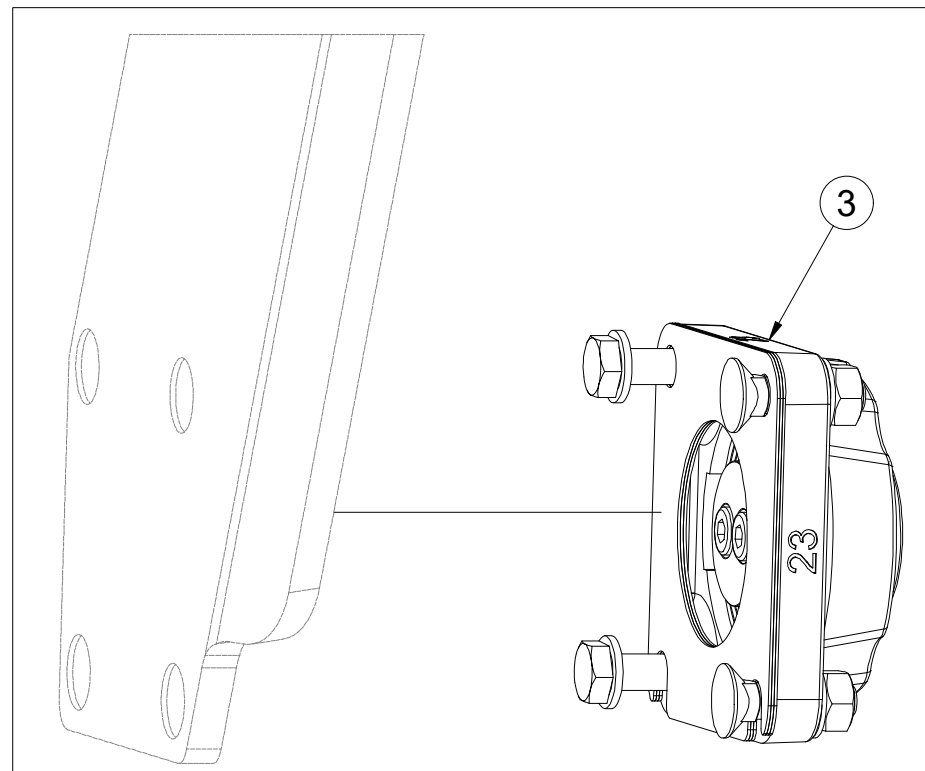
Ⓢ ZESTAW PRZEDNICH WAŁÓW

**Farmet**

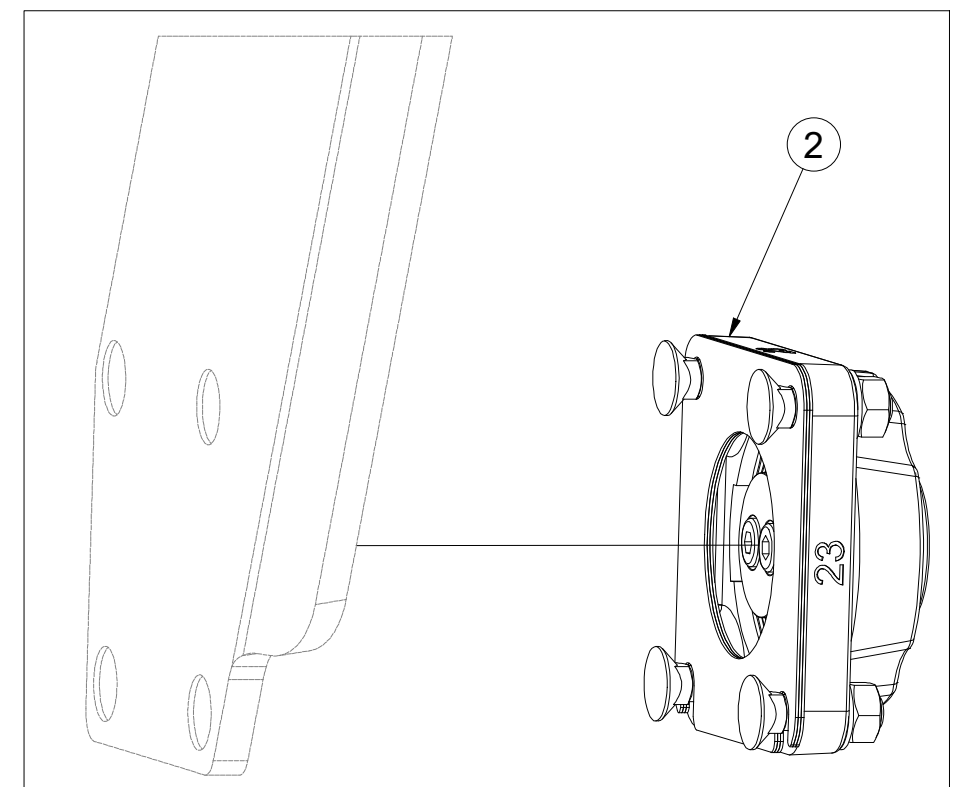
**VZ00039823**



**X**



**Y**



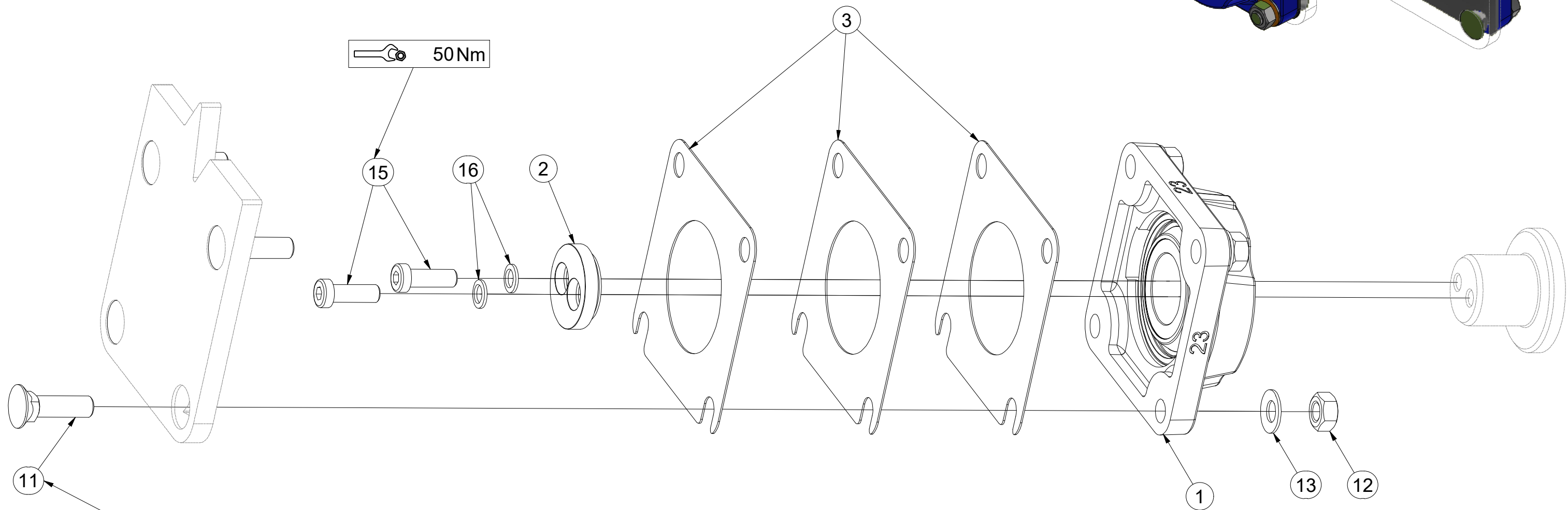
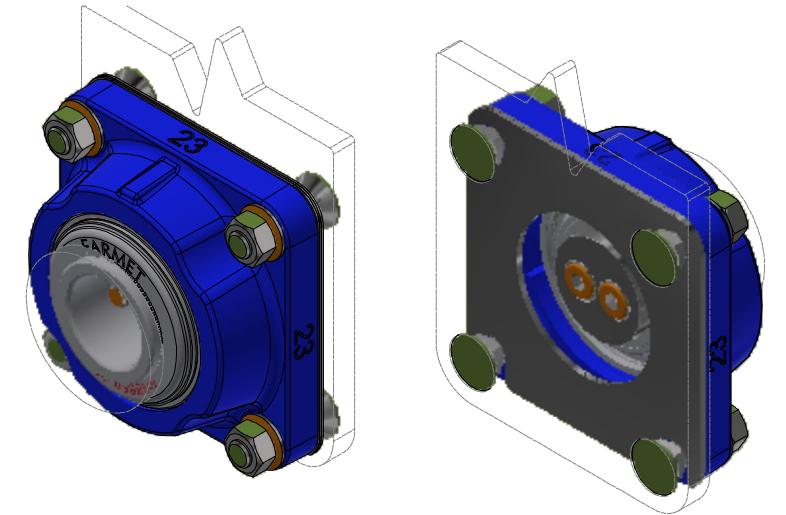
Pos.	Part Number	Pcs.
1	VZ00037622	3
3	VZ00039819	2
2	VZ00038060	4

CZ SADA LOŽISEK  
 D SATZ LAGER  
 F KIT DE ROULEMENTS

GB SET OF BEARINGS  
 RU КОМПЛЕКТ ПОДШИПНИКОВ  
 PL ZESTAW ŁOŻYSK



**VZ00038060**



Pos.	Part Number	Pcs.
1	m18650-23	1
2	VZ00038211	1
3	4016809	3
11	m03519	4
12	m01305	4
13	m17545	4
15	m24320	2
16	m24356	2

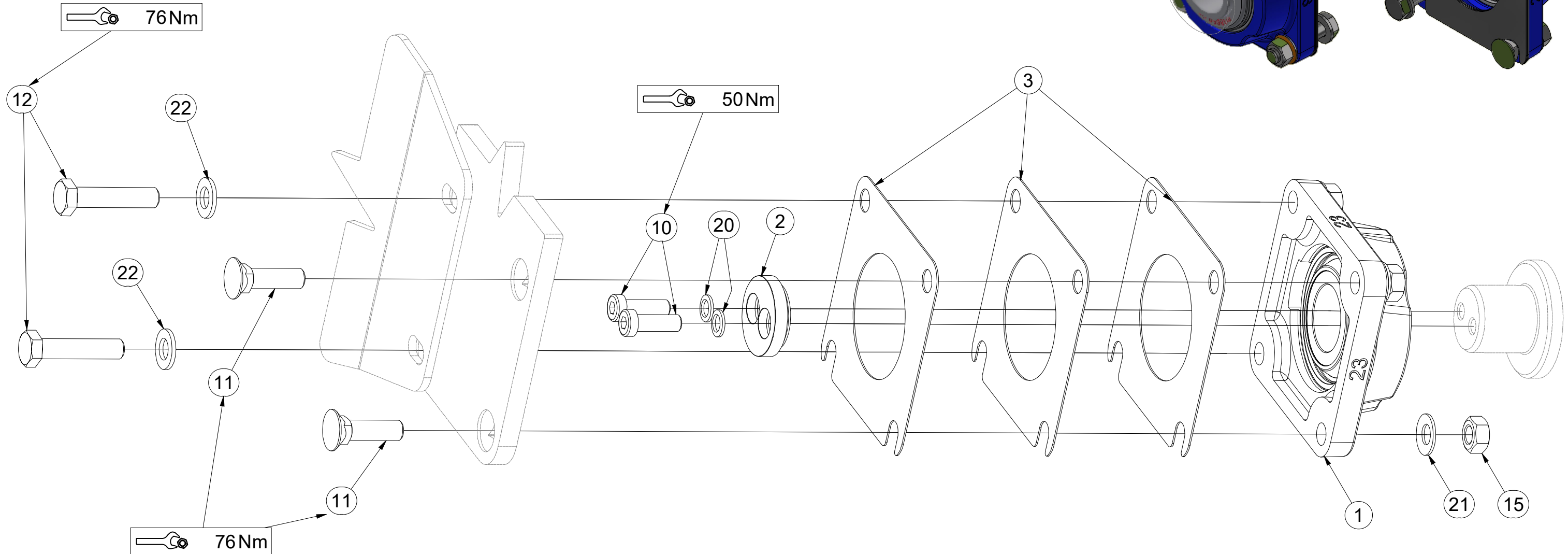
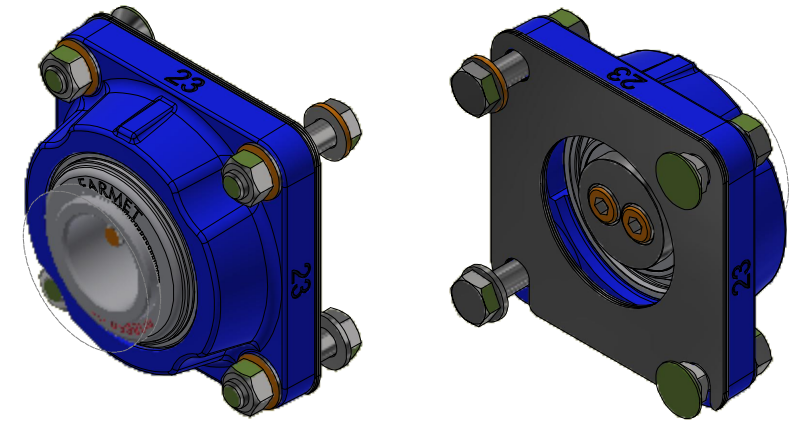


(CZ) SADA LOŽISEK  
 (D) SATZ LAGER  
 (F) KIT DE ROULEMENTS

(GB) SET OF BEARINGS  
 (RU) КОМПЛЕКТ ПОДШИПНИКОВ  
 (PL) ZESTAW ŁOŻYSK

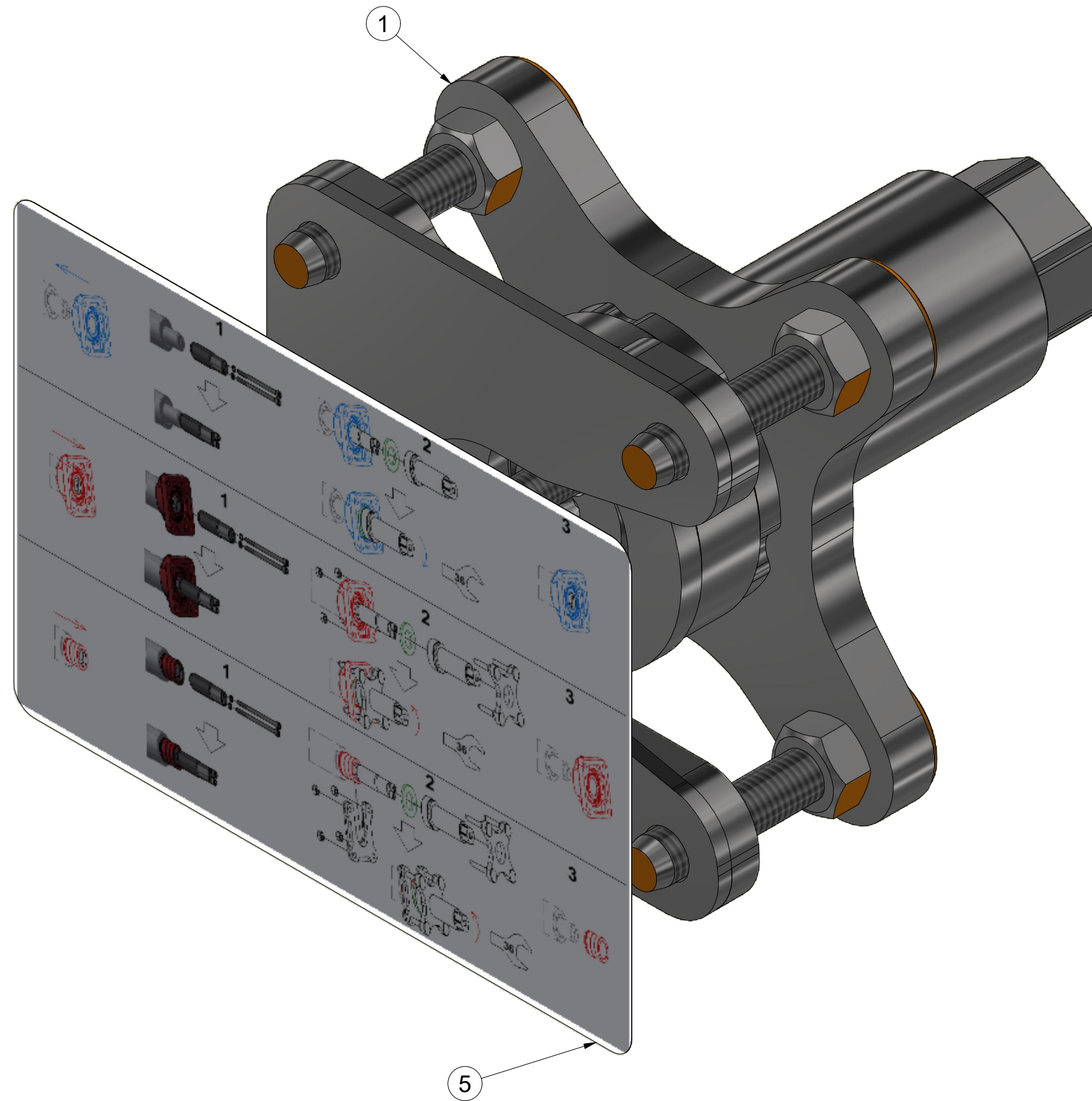


**VZ00039819**



Pos.	Part Number	Pcs.
1	m18650-23	1
2	VZ00038211	1
3	4016809	3
10	m24320	2
11	m03519	2
12	m04412	2
15	m01305	4
20	m24356	2
21	m17545	4
22	m17741	2

**VZ00038564**



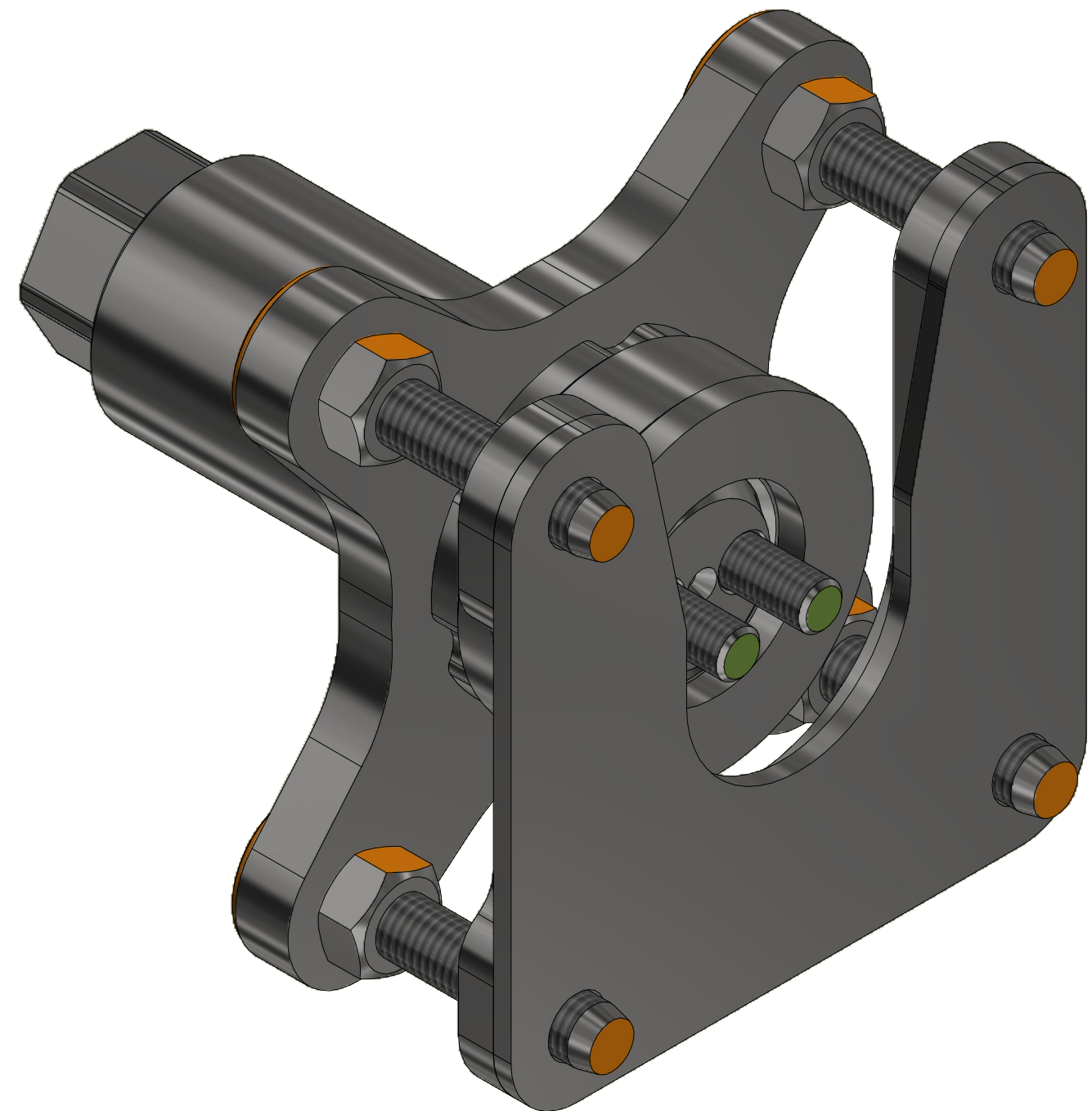
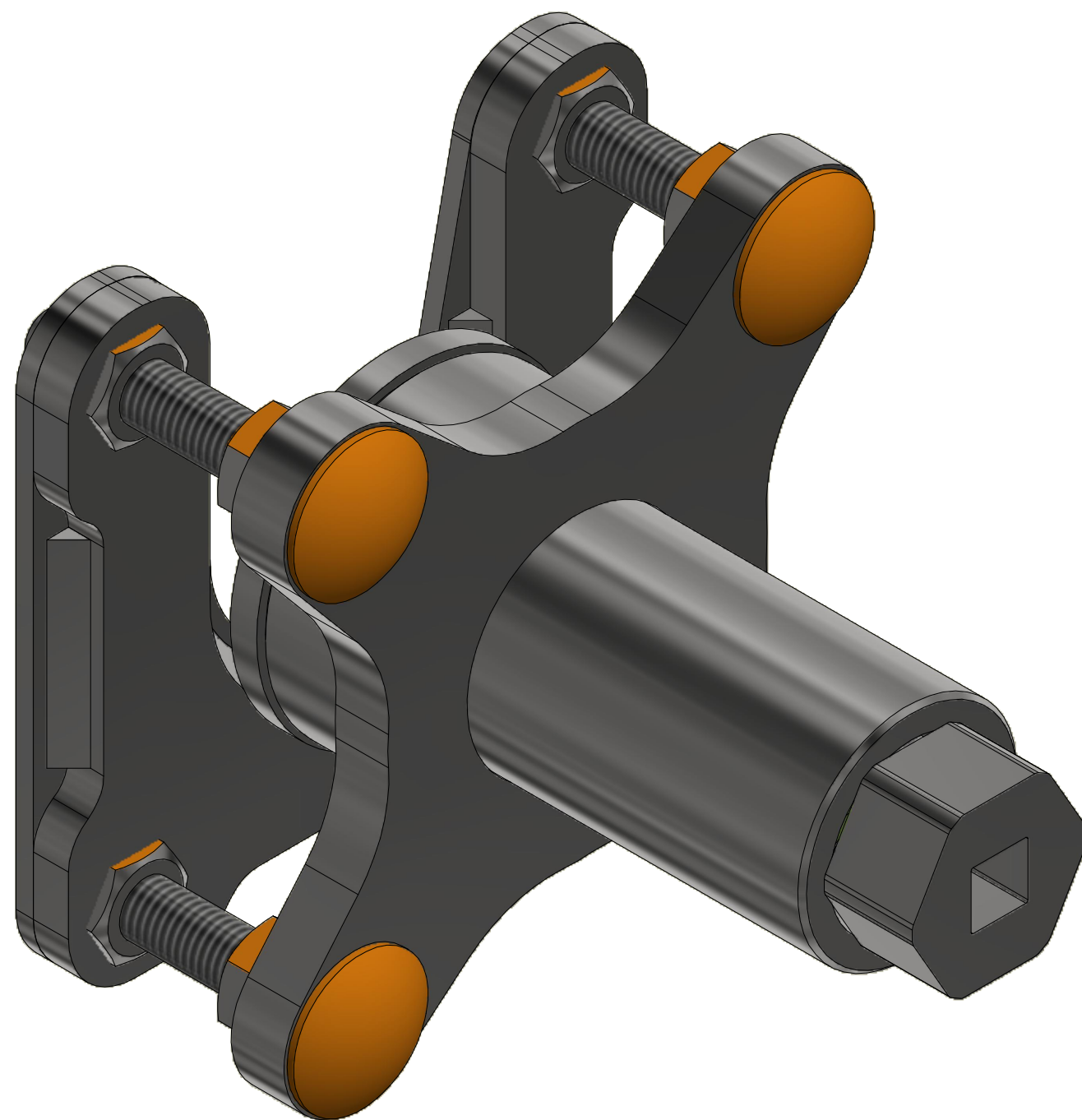
Pos.	Part Number	Pcs.
1	VZ00040530	1
5	m24596	1

Ⓒ PŘÍPRAVEK  
Ⓓ DIE VORRICHTUNG  
Ⓕ APPAREIL

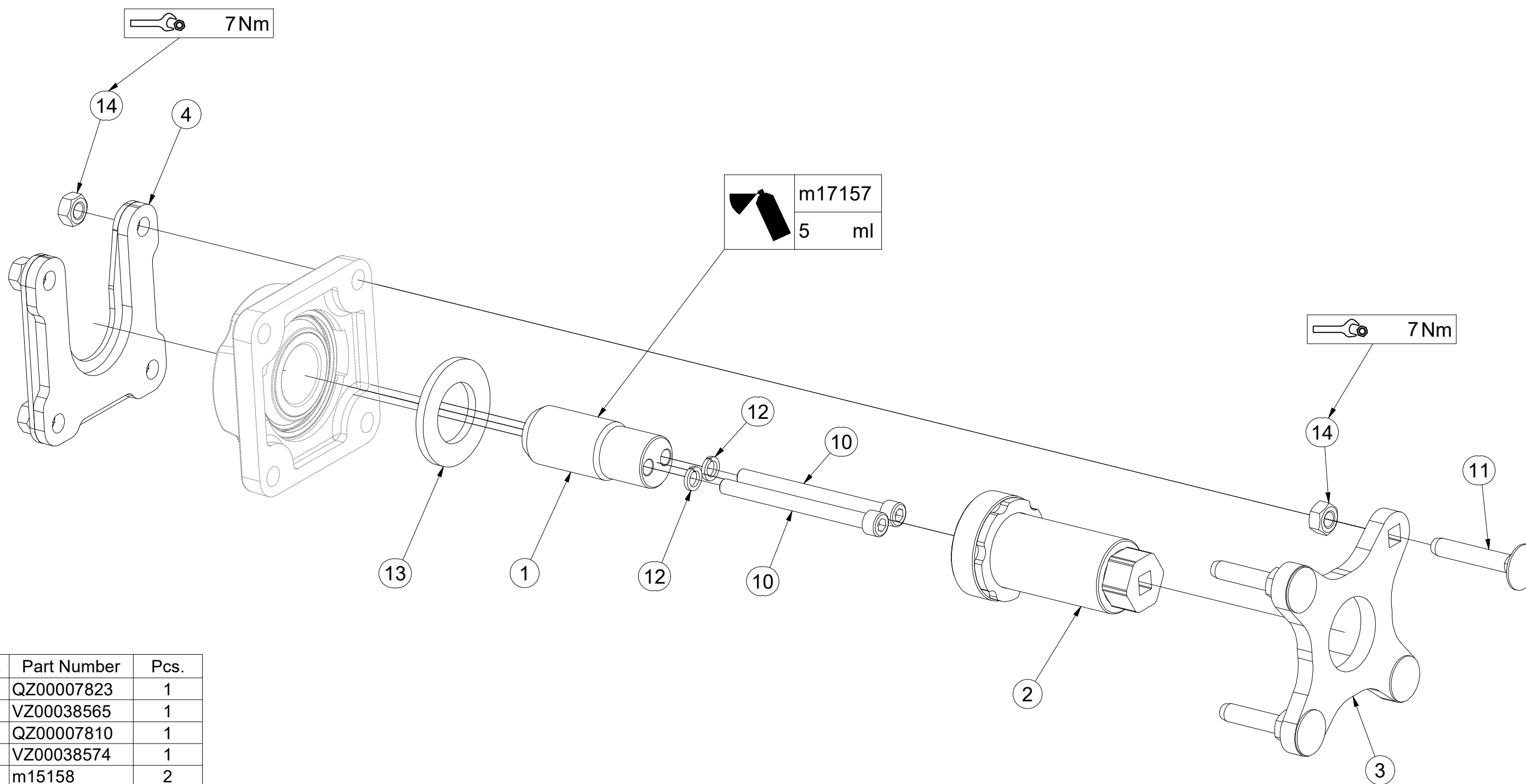
**VZ00040530**

Ⓖ FIXTURE  
Ⓡ ПРИСТАВКА  
Ⓟ PRZYRZĄD

**Farmet**



**VZ00040530**



Pos.	Part Number	Pcs.
1	QZ00007823	1
2	VZ00038565	1
3	QZ00007810	1
4	VZ00038574	1
10	m15158	2
11	m17684	4
12	m01208	2
13	m03636	1
14	m10439	8
20	m17157	5,00 ml



Ⓒ SADA OVLÁDÁNÍ RADLIC

Ⓓ STEUERSATZ PFLUGSCHAREN

Ⓕ KIT DE COMMANDE DES SOCS

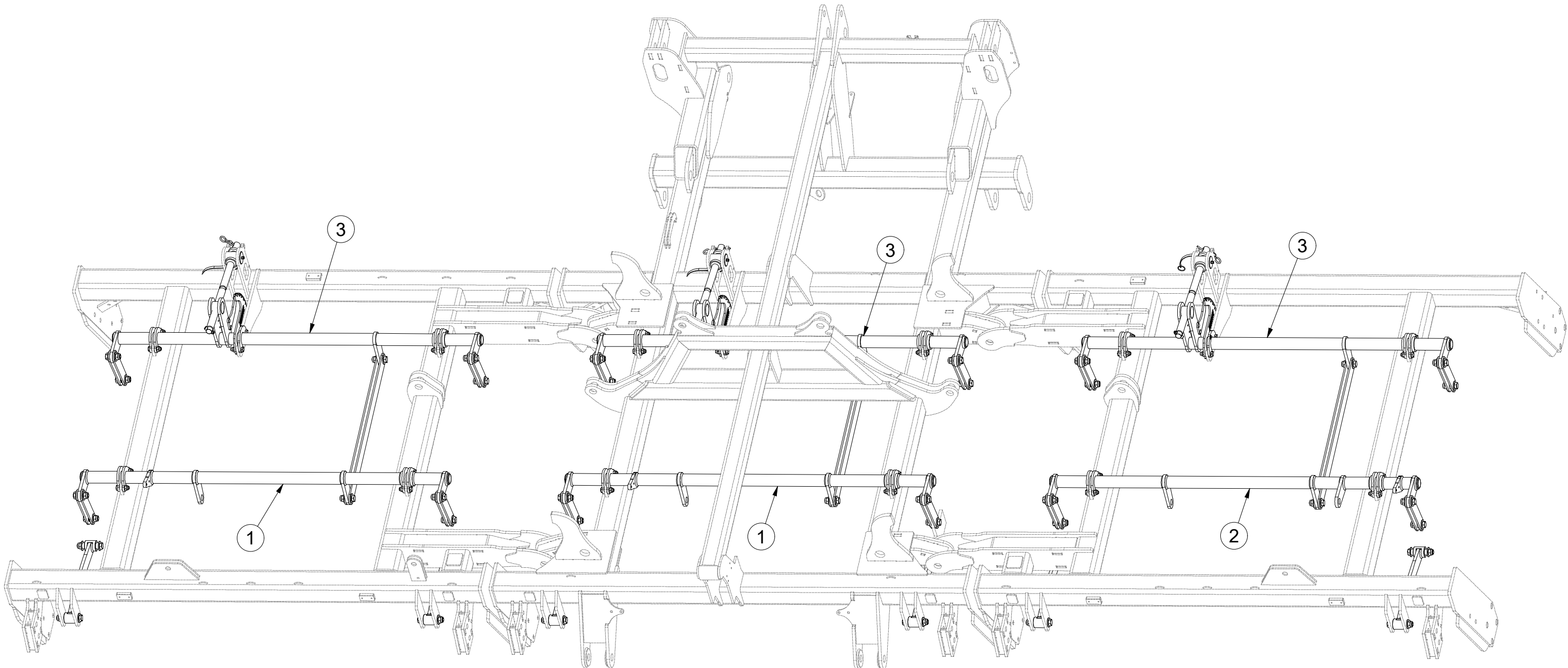
**VZ00038381**

Ⓖ SET OF PLOUGHSHARE CONTROL

Ⓡ КОМПЛЕКТ УПРАВЛЕНИЯ ЛАП

Ⓟ ZESTAW STEROWANIA RADLICAMI

**Farmet**



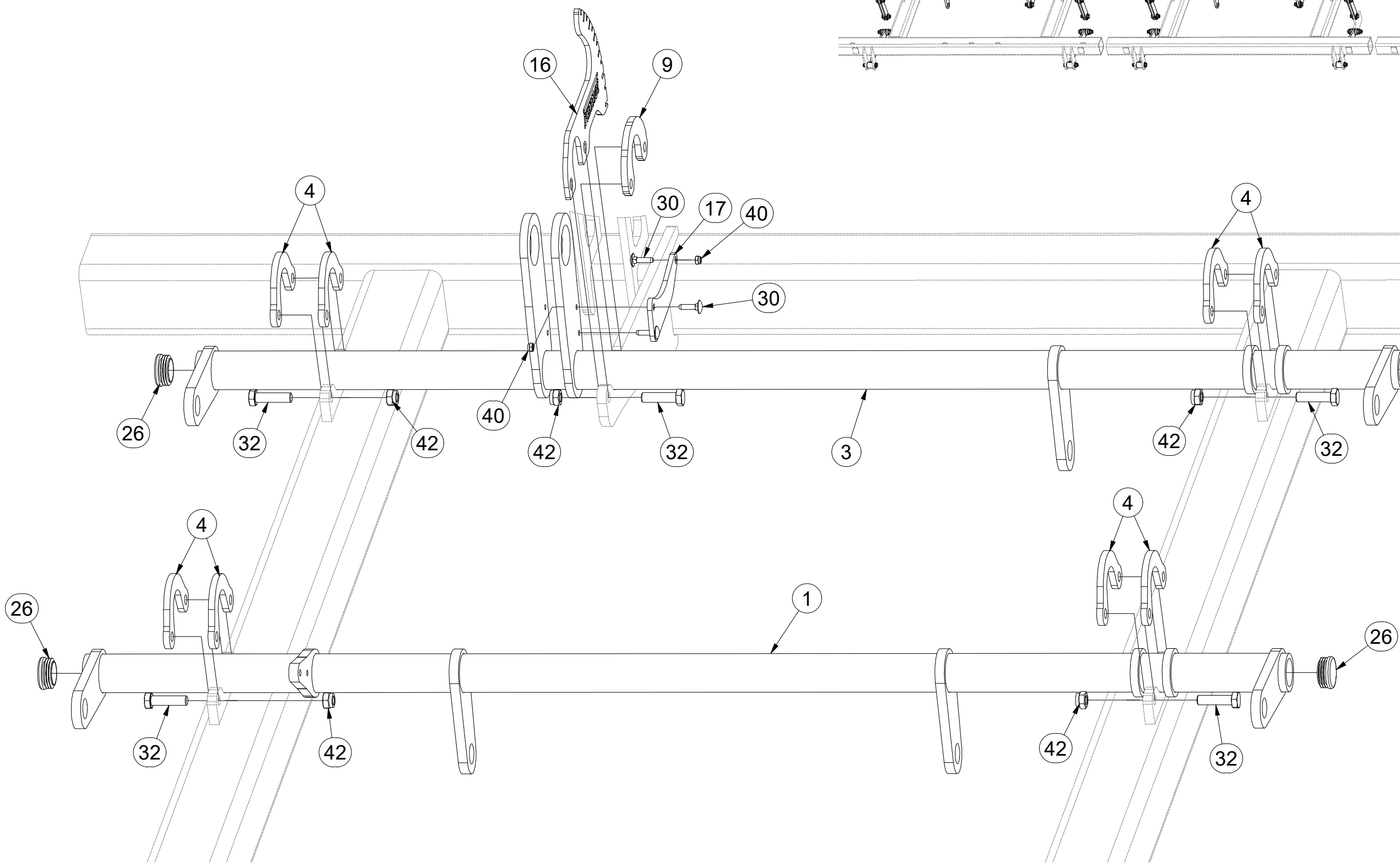
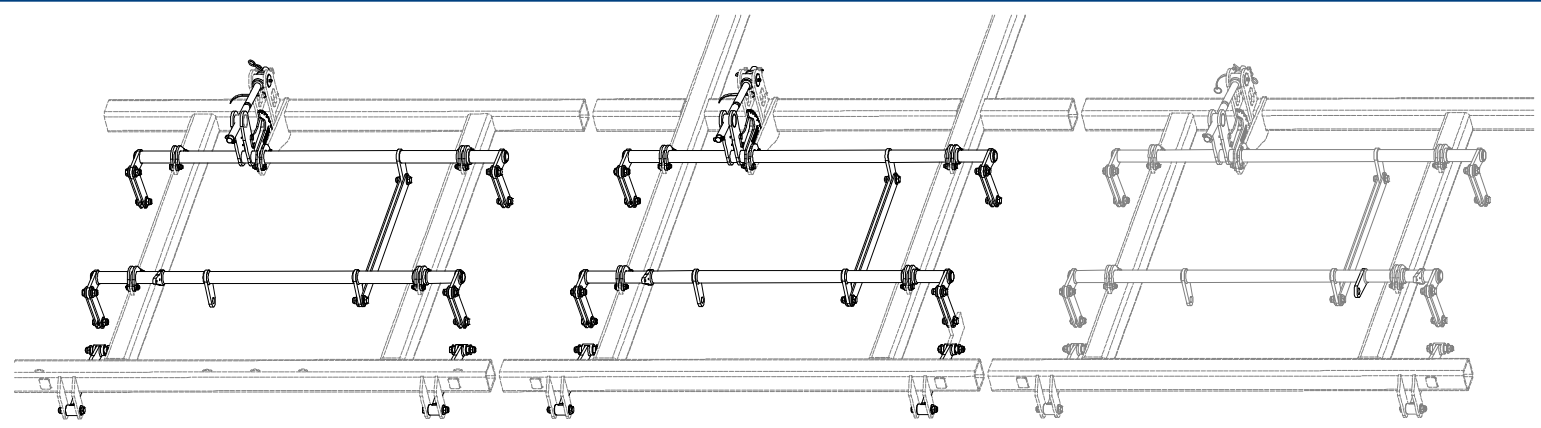
Pos.	Part Number	Pcs.
1	VZ00007199	2
2	VZ00042026	1
3	VZ00039394	3

CZ SADA OVLÁDÁNÍ RADLIC  
 D STEUERSATZ PFLUGSCHAREN  
 F KIT DE COMMANDE DES SOCS

GB SET OF PLOUGHSHARE CONTROL  
 RU КОМПЛЕКТ УПРАВЛЕНИЯ ЛАП  
 PL ZESTAW STEROWANIA RADLICAMI



**VZ00038381**



Pos.	Part Number	Pcs.
1	VZ00007199	2
3	VZ00039394	3
4	4005332	24
9	4022084	3
16	VZ00037139	3
17	VZ00039935	3
26	m10130	12
30	m12431	9
32	m06077	30
40	m05560	9
42	m04301	30

☉ SADA OVLÁDÁNÍ RADLIC

Ⓧ STEUERSATZ PFLUGSCHAREN

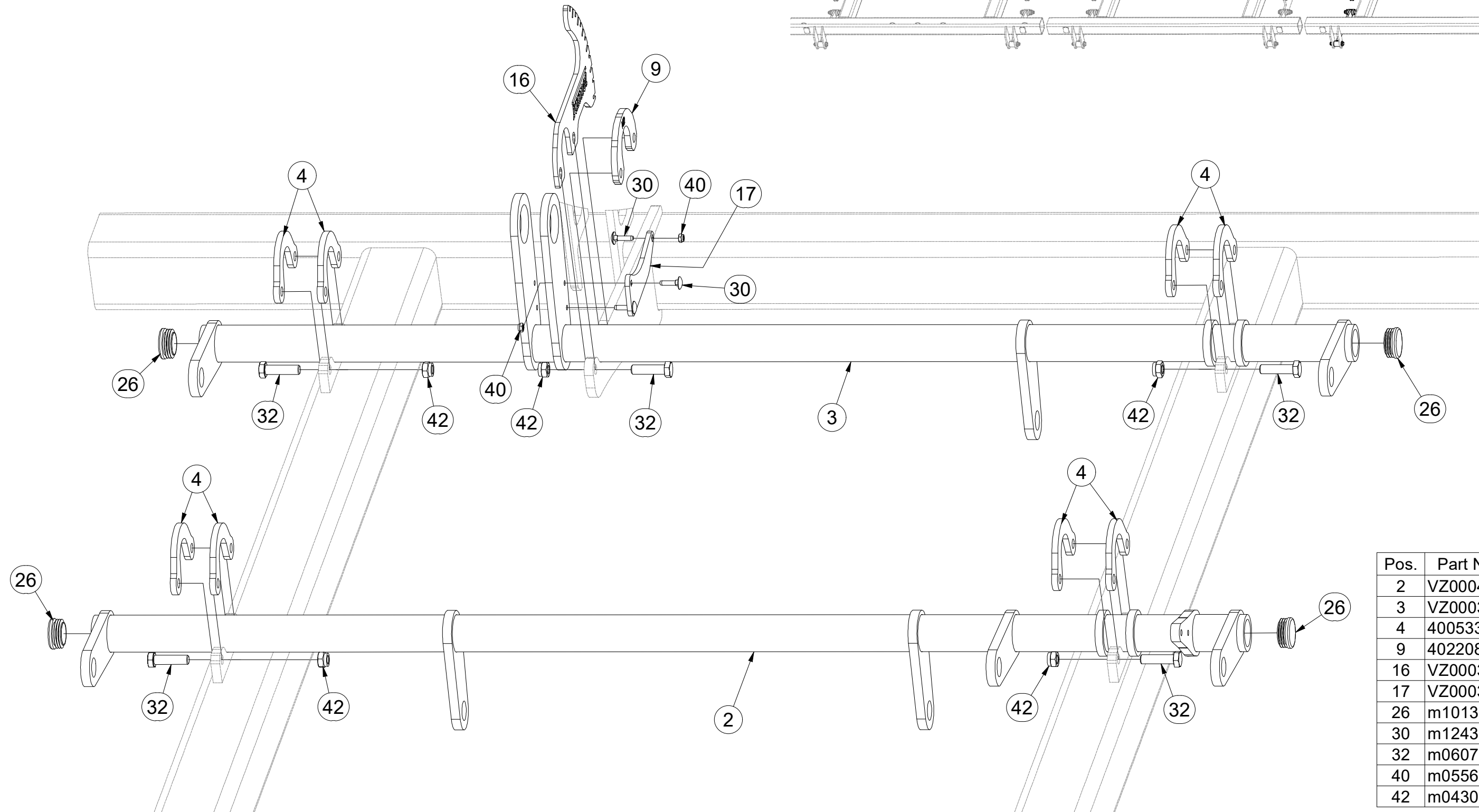
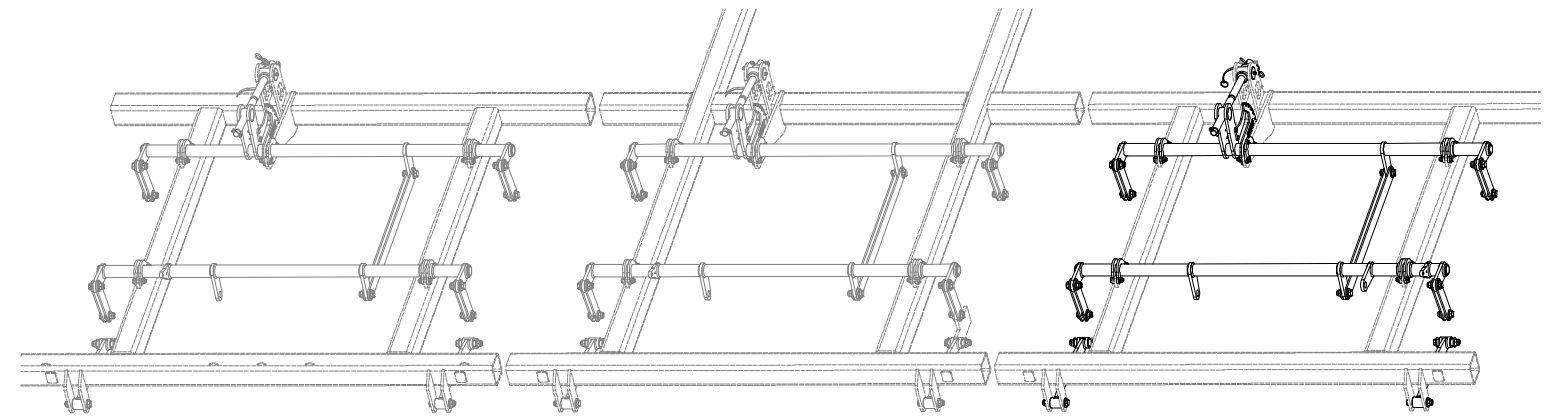
Ⓧ KIT DE COMMANDE DES SOCS

**VZ00038381**

☉ SET OF PLOUGHSHARE CONTROL

Ⓧ КОМПЛЕКТ УПРАВЛЕНИЯ ЛАП

Ⓧ ZESTAW STEROWANIA RADLICAMI



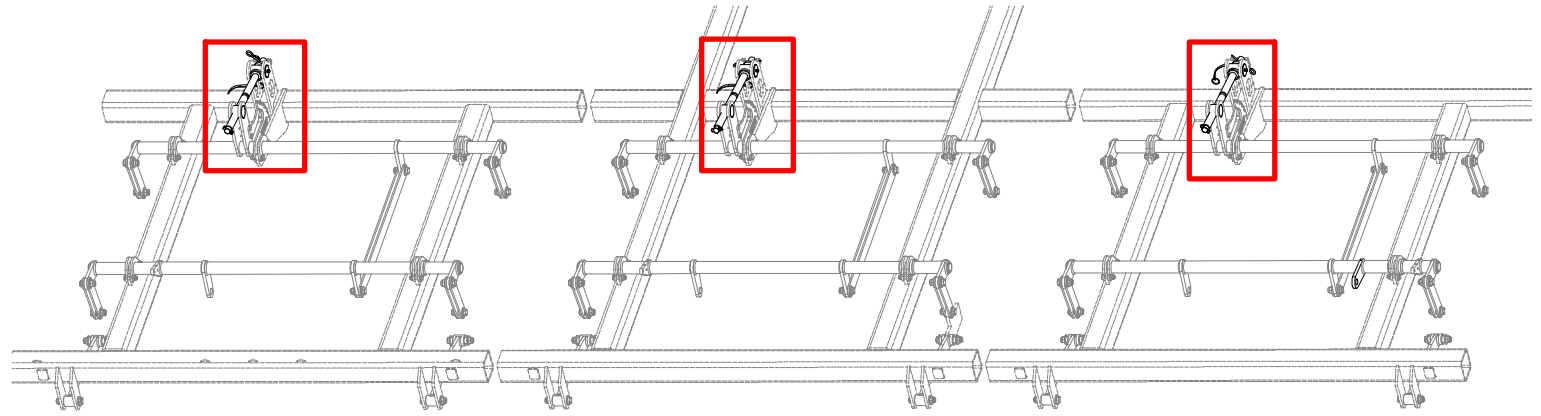
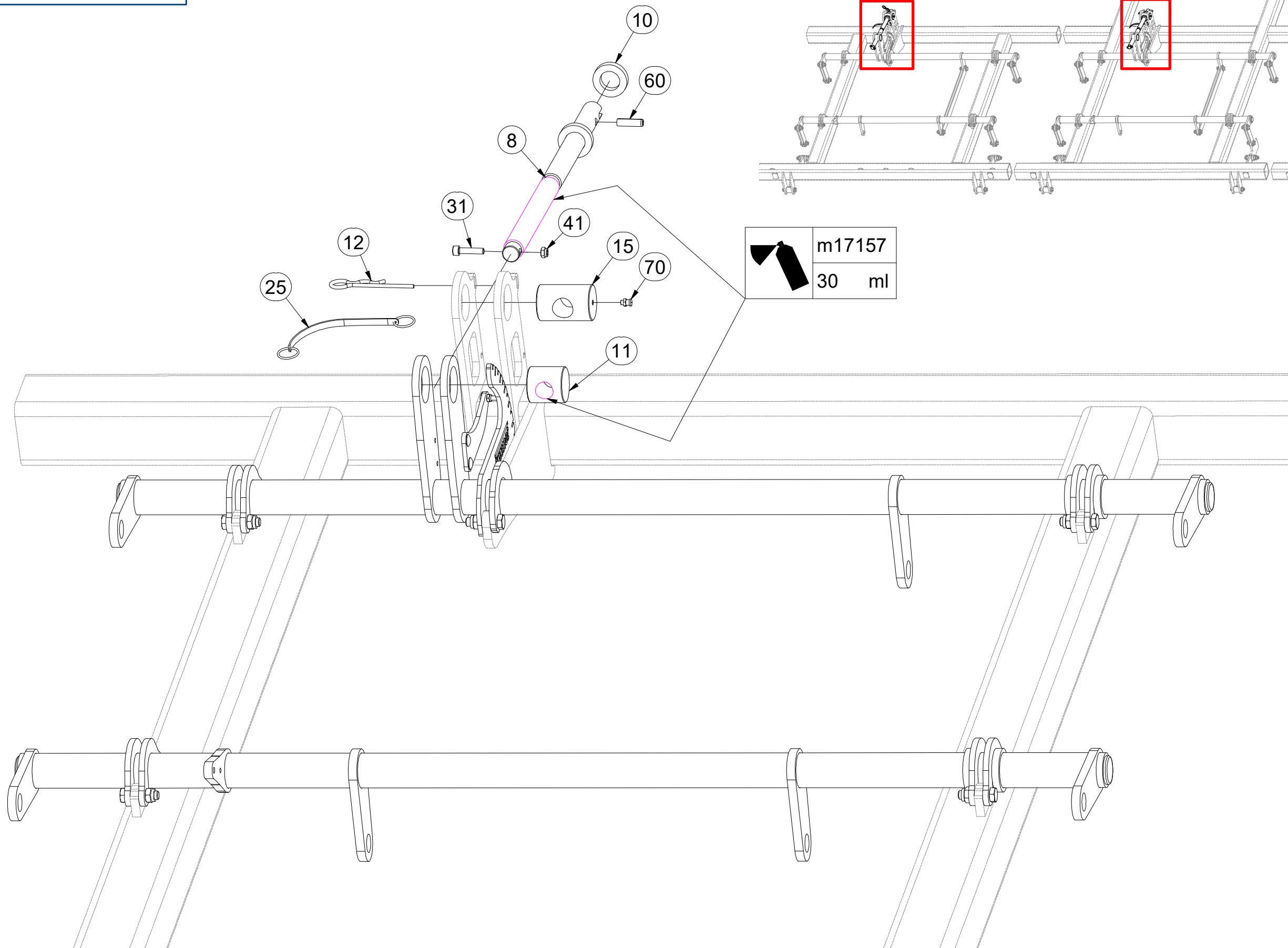
Pos.	Part Number	Pcs.
2	VZ00042026	1
3	VZ00039394	3
4	4005332	24
9	4022084	3
16	VZ00037139	3
17	VZ00039935	3
26	m10130	12
30	m12431	9
32	m06077	30
40	m05560	9
42	m04301	30

CZ SADA OVLÁDÁNÍ RADLIC  
 D STEUERSATZ PFLUGSCHAREN  
 F KIT DE COMMANDE DES SOCS

GB SET OF PLOUGHSHARE CONTROL  
 RU КОМПЛЕКТ УПРАВЛЕНИЯ ЛАП  
 PL ZESTAW STEROWANIA RADLICAMI



**VZ00038381**



Pos.	Part Number	Pcs.
8	4024250	3
10	9002560	3
11	4005340	3
12	m09988	3
15	9002114	3
25	m12467	3
31	m09464	3
41	m04503	3
60	m10736	3
70	m10451	3
76	m17157	90,00 ml



☉ SADA OVLÁDÁNÍ RADLIC

☉ STEUERSATZ PFLUGSCHAREN

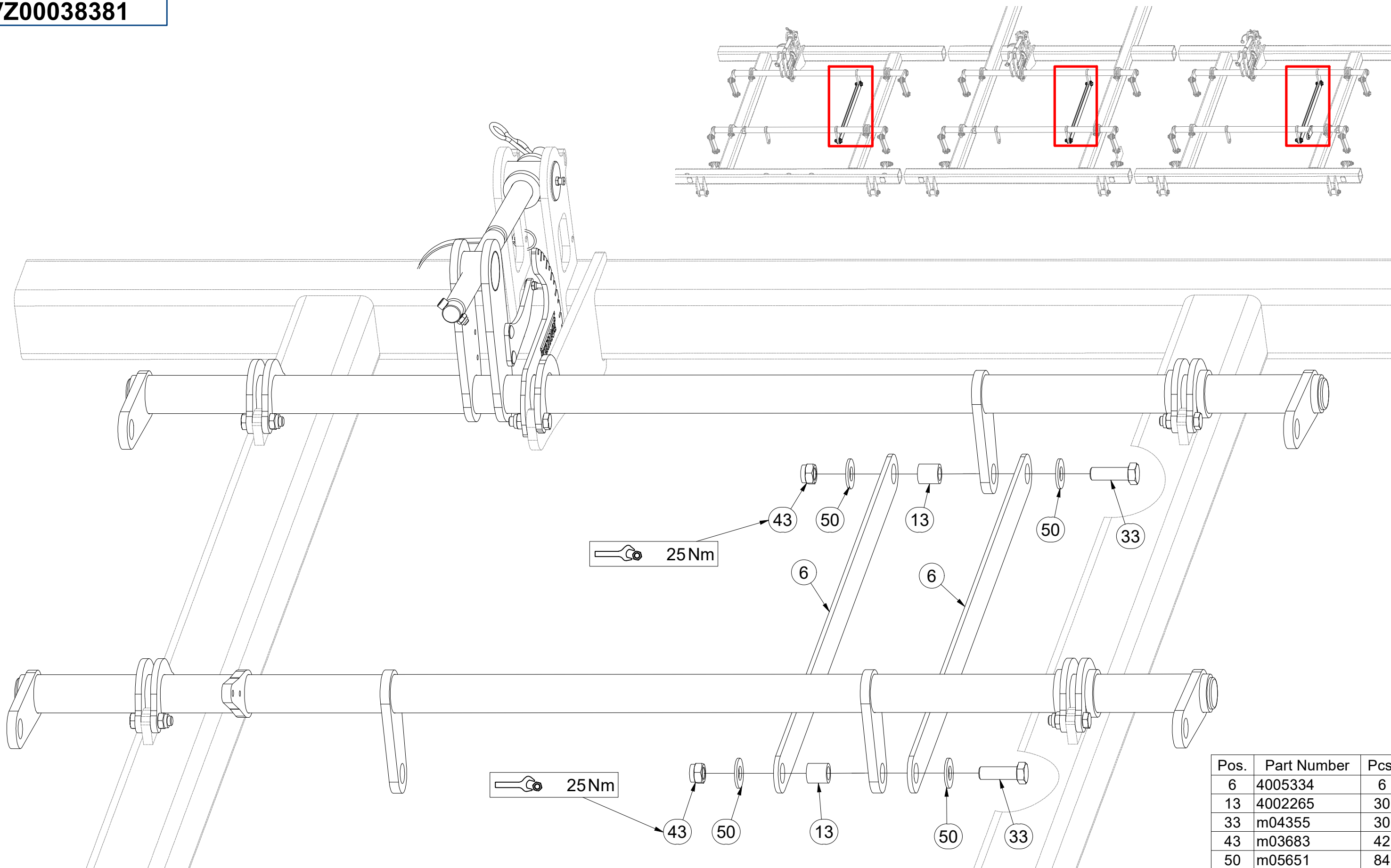
☉ KIT DE COMMANDE DES SOCS

**VZ00038381**

☉ SET OF PLOUGHSHARE CONTROL

☉ КОМПЛЕКТ УПРАВЛЕНИЯ ЛАП

☉ ZESTAW STEROWANIA RADLICAMI



Pos.	Part Number	Pcs.
6	4005334	6
13	4002265	30
33	m04355	30
43	m03683	42
50	m05651	84

Ⓒ SADA OVLÁDÁNÍ RADLIC

Ⓓ STEUERSATZ PFLUGSCHAREN

Ⓕ KIT DE COMMANDE DES SOCS

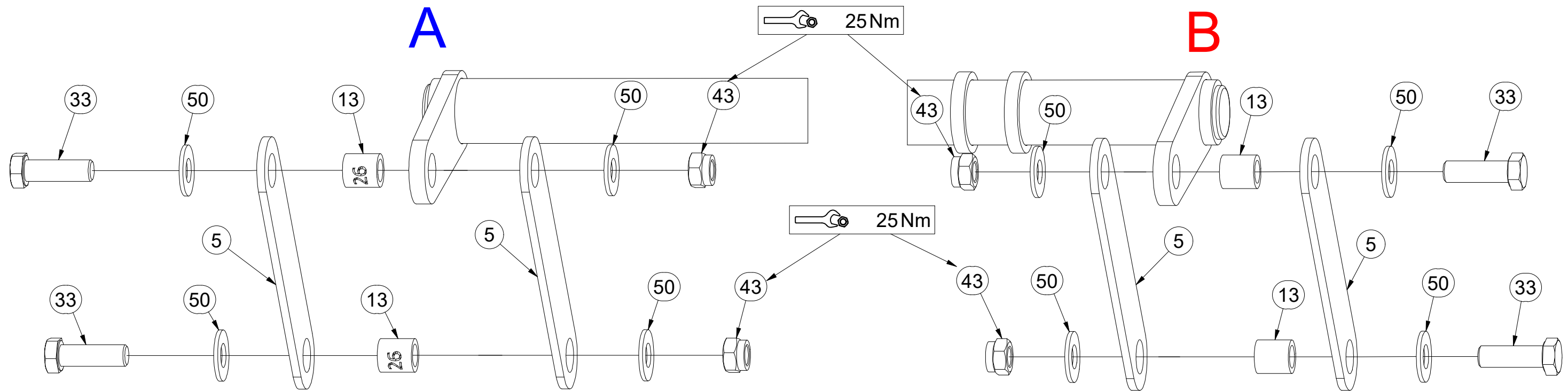
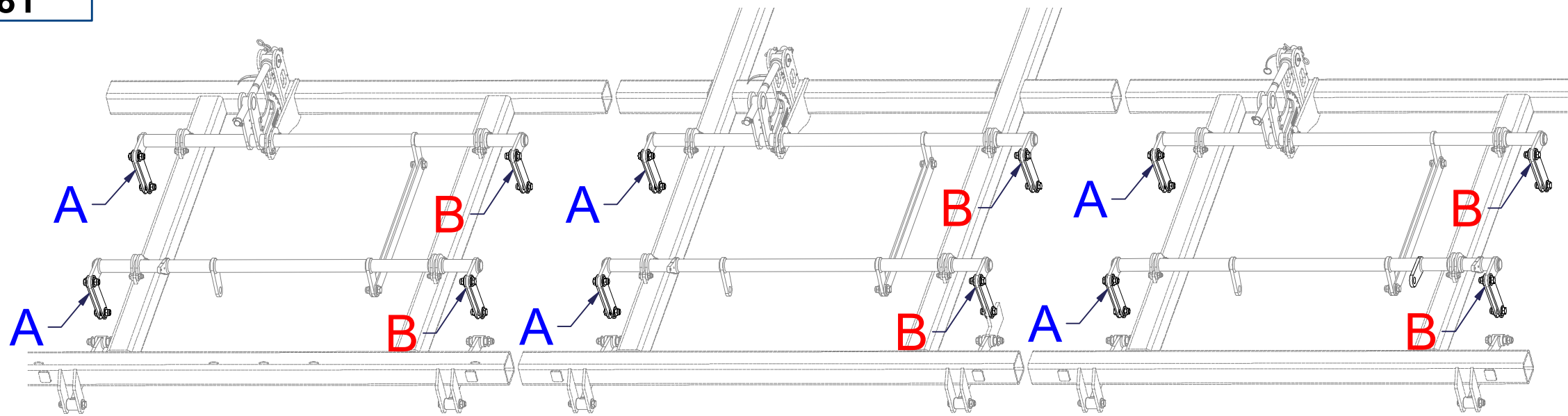
Ⓖ SET OF PLOUGHSHARE CONTROL

Ⓡ КОМПЛЕКТ УПРАВЛЕНИЯ ЛАП

Ⓟ ZESTAW STEROWANIA RADLICAMI



VZ00038381



Pos.	Part Number	Pcs.
5	4005333	24
13	4002265	30
33	m04355	30
43	m03683	42
50	m05651	84

Ⓒ SADA OVLÁDÁNÍ RADLIC

Ⓓ STEUERSATZ PFLUGSCHAREN

Ⓕ KIT DE COMMANDE DES SOCS

Ⓖ SET OF PLOUGHSHARE CONTROL

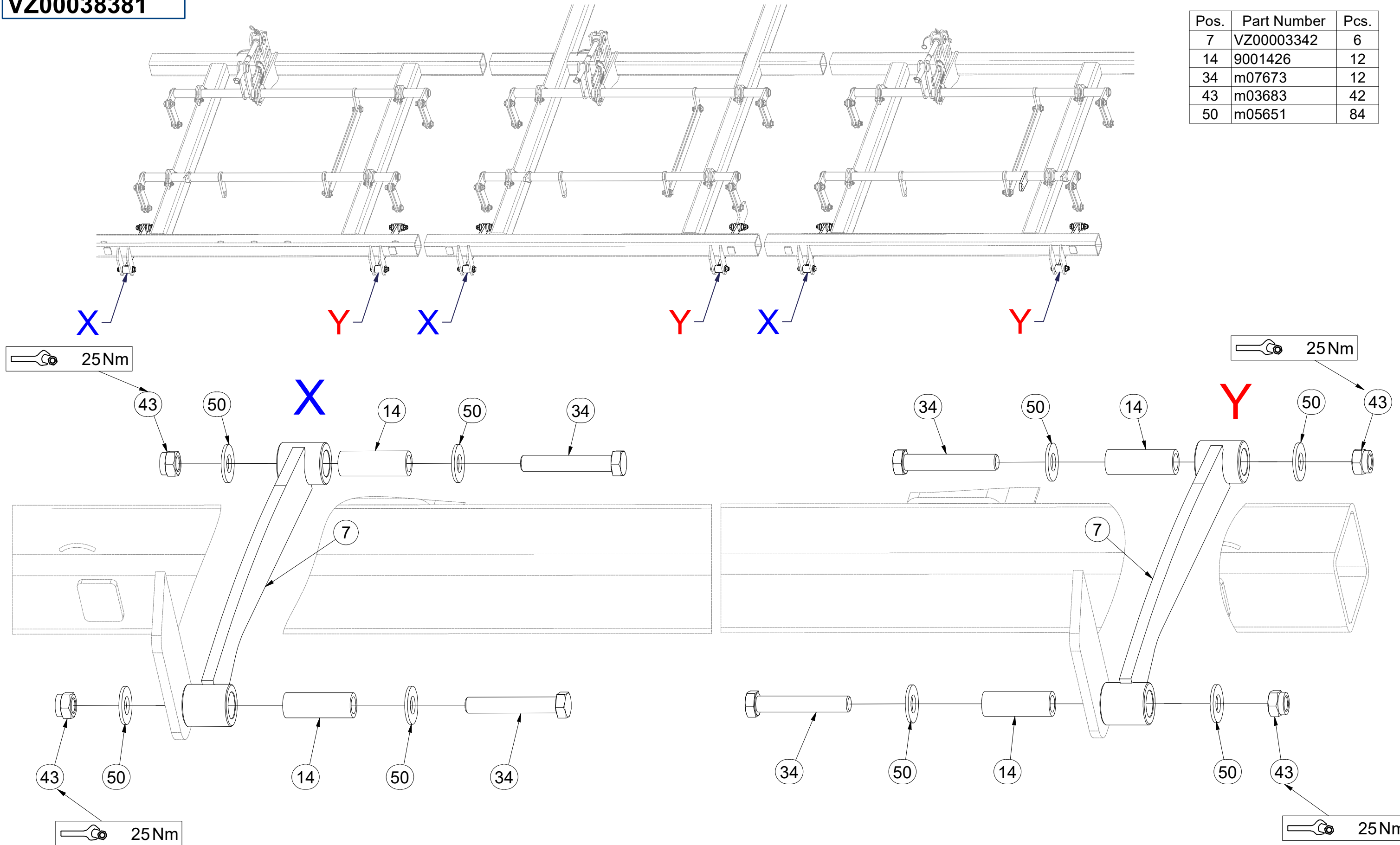
Ⓡ КОМПЛЕКТ УПРАВЛЕНИЯ ЛАП

Ⓟ ZESTAW STEROWANIA RADLICAMI



**VZ00038381**

Pos.	Part Number	Pcs.
7	VZ00003342	6
14	9001426	12
34	m07673	12
43	m03683	42
50	m05651	84



Ⓒ SADA RADLIC

Ⓓ SCHARSATZ

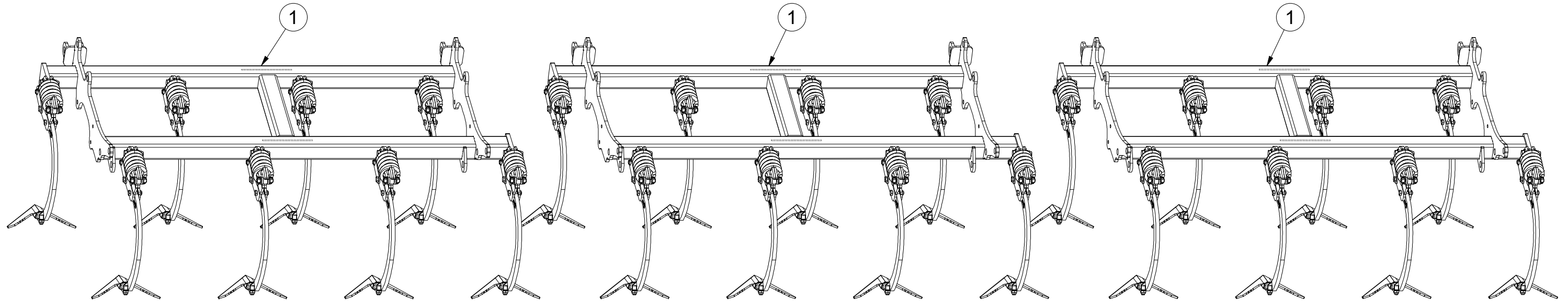
Ⓕ KIT DE SOCS

**VZ00043051**

Ⓖ SET OF PLOUGHSHARES

Ⓡ КОМПЛЕКТ ЛАП

Ⓟ ZESTAW REDLIC



Pos.	Part Number	Pcs.
1	VZ00015183	3



Ⓒ SADA RADLIC

Ⓓ SCHARSATZ

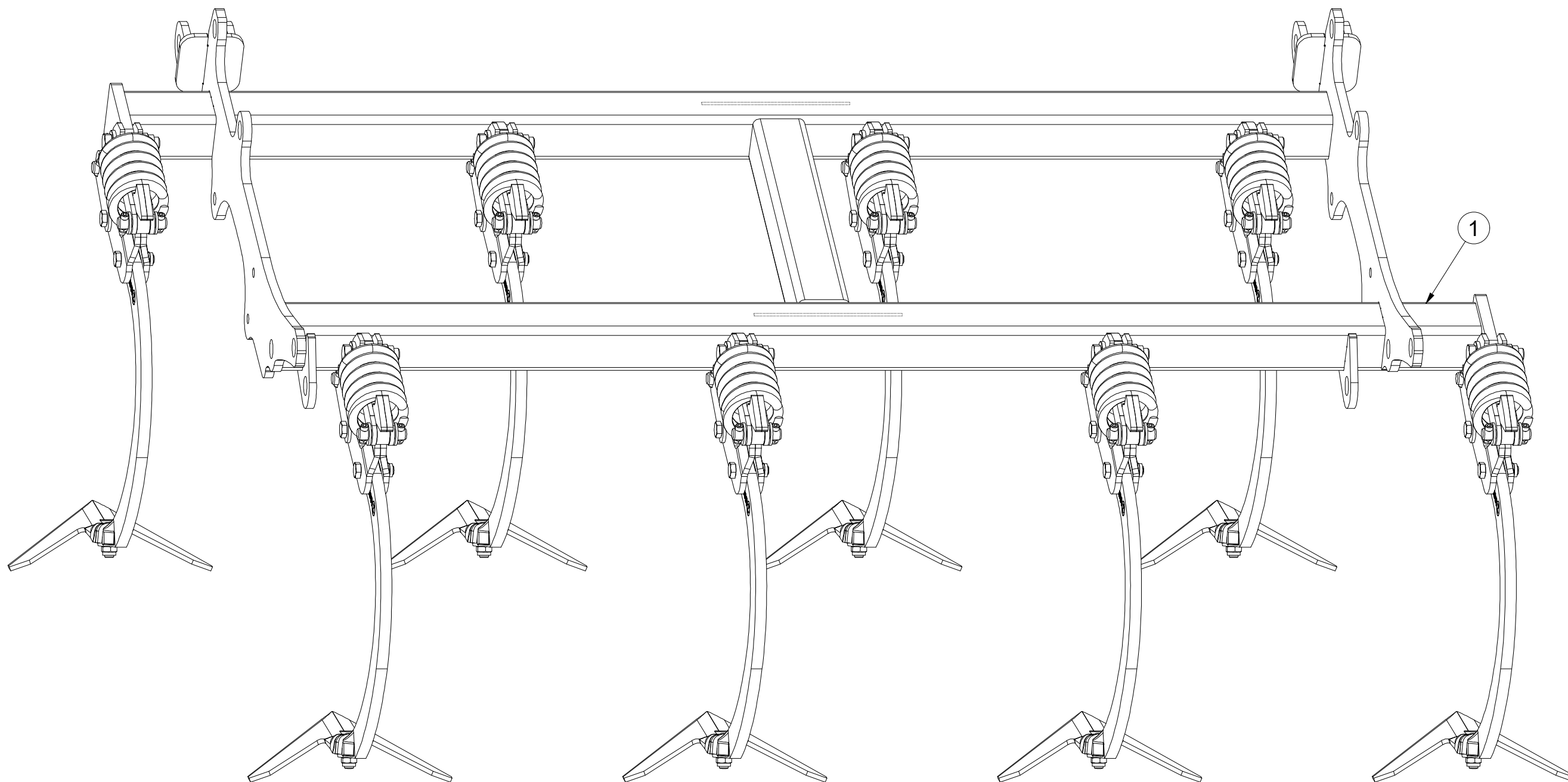
Ⓕ KIT DE SOCS

**VZ00015183**

Ⓖ SET OF PLOUGHSHARES

Ⓡ КОМПЛЕКТ ЛАП

Ⓟ ZESTAW REDLIC



Pos.	Part Number	Pcs.
1	VZ00015184	1

Ⓒ SADA RADLIC

Ⓓ SCHARSATZ

Ⓕ KIT DE SOCS

Ⓖ SET OF PLOUGHSHARES

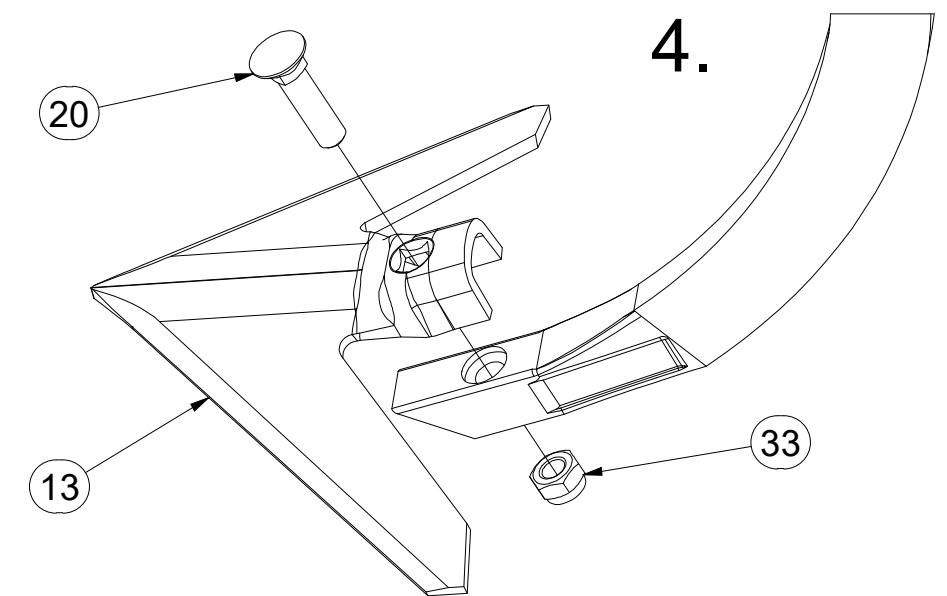
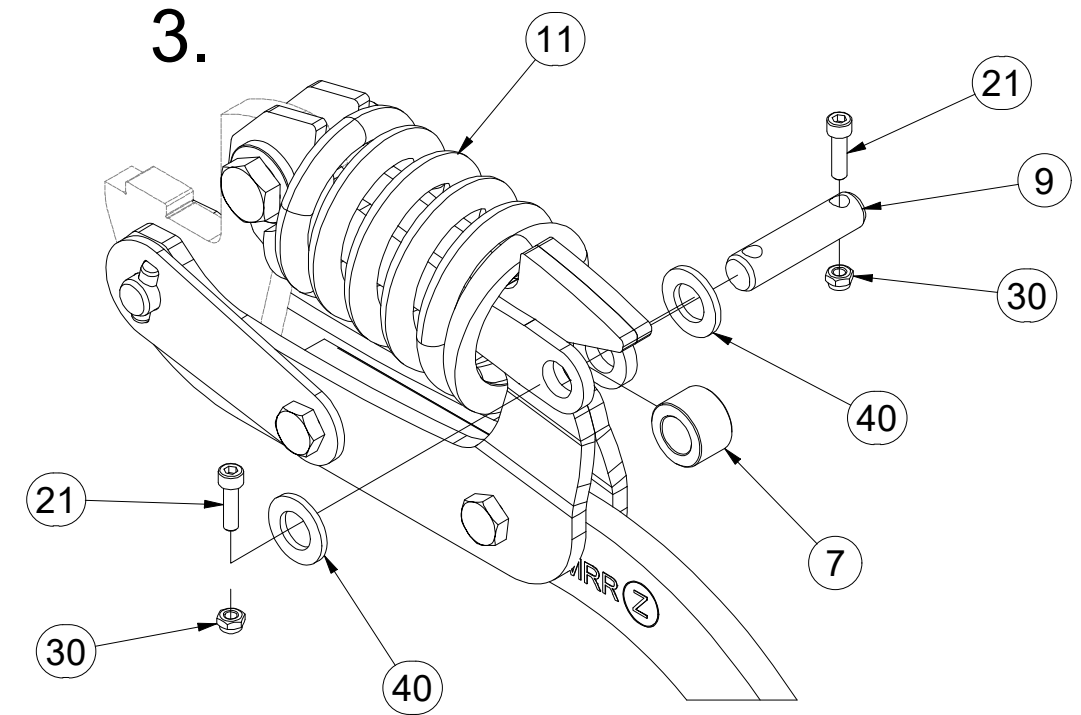
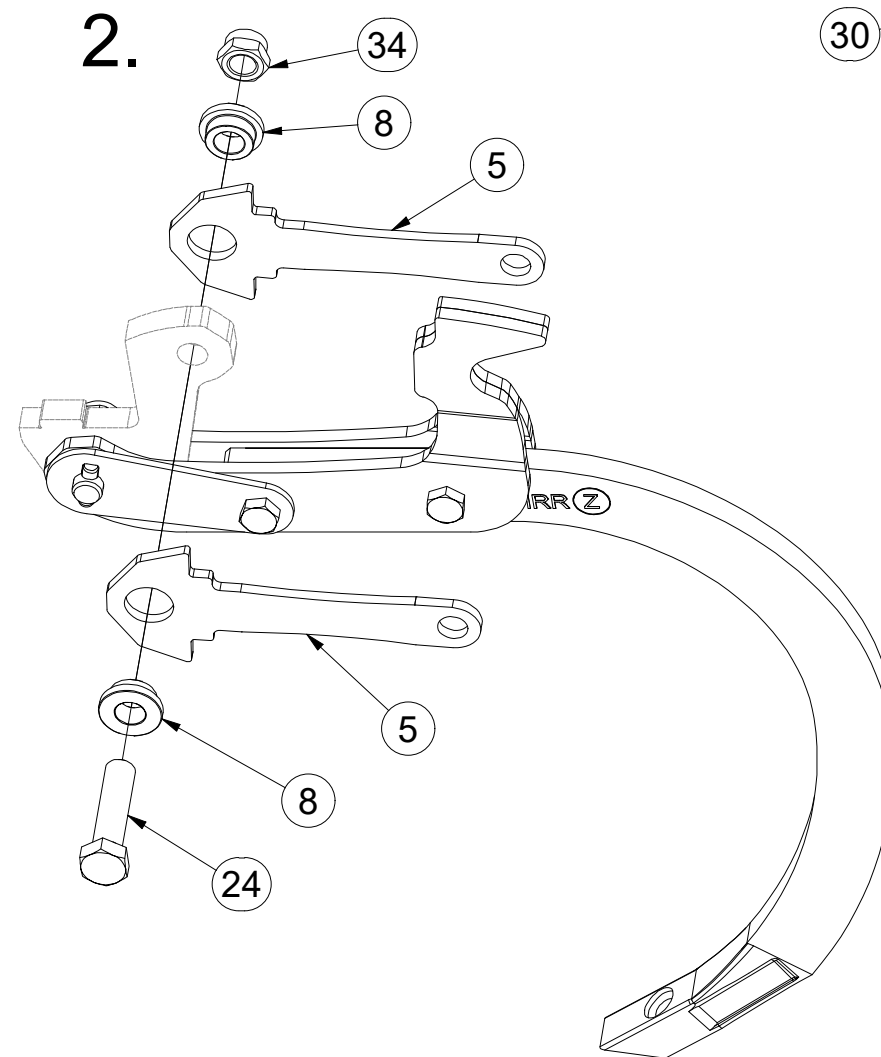
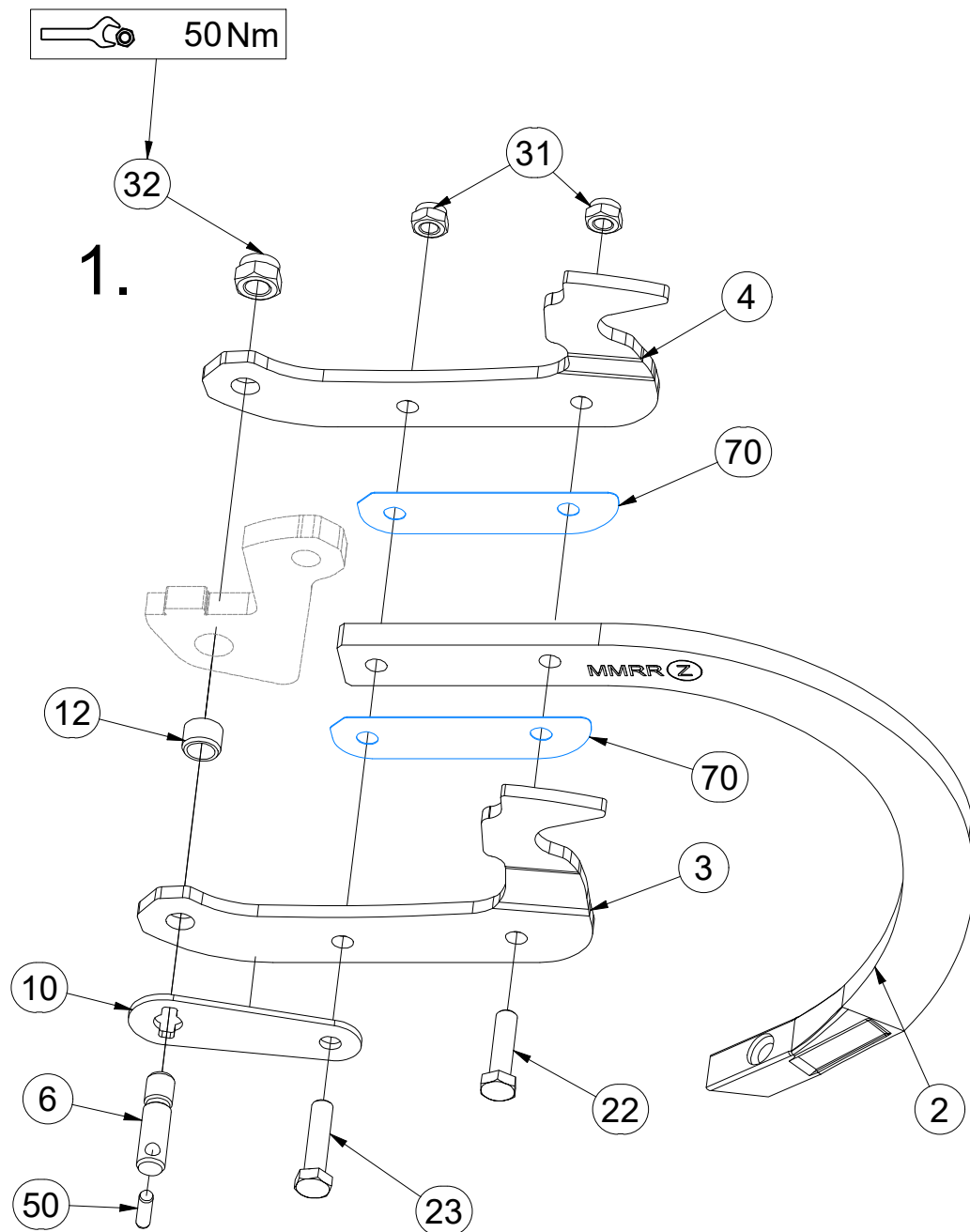
Ⓡ КОМПЛЕКТ ЛАП

Ⓟ ZESTAW REDLIC



**VZ00015183**

Pos.	Part Number	Pcs.	Pos.	Part Number	Pcs.	Pos.	Part Number	Pcs.
2	9005683	8	11	m18880	8	30	m05560	16
3	3012358	8	12	m18882	8	31	m04301	16
4	3012359	8	13	3000236-KOO	8	32	m03683	8
5	4024906	16	20	m10440	8	33	m21001	8
6	4024918	8	21	m15215	16	34	m18478	8
7	4009624	8	22	m06077	8	40	m14971	16
8	4014252	16	23	m03339	8	50	m18826	8
9	4015783	8	24	m23536	8	70	4014863	16
10	VZ00003688	8						



Ⓒ SADA SMYKŮ RADLIC

Ⓓ SATZ SCHARSCHLEPPEN

Ⓕ KIT DE NIVELEURS DES SOCS

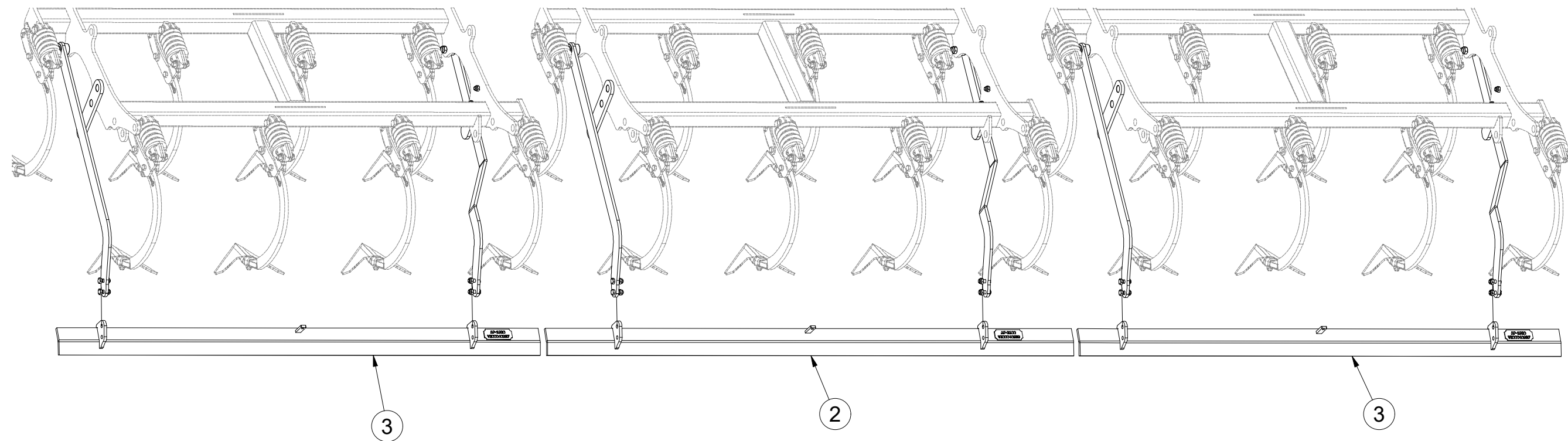
Ⓖ SET OF PLOUGHSHARE LEVELLING BARS

Ⓡ КОМПЛЕКТ БОРОН ЛАП

Ⓟ ZESTAW WŁÓK REDLIC

**Farmet**

**VZ00043052**



Pos.	Part Number	Pcs.
2	VZ00040939	1
3	VZ00040937	2

Ⓒ SADA SMYKŮ RADLIC

Ⓓ SATZ SCHARSCHLEPPEN

Ⓕ KIT DE NIVELEURS DES SOCS

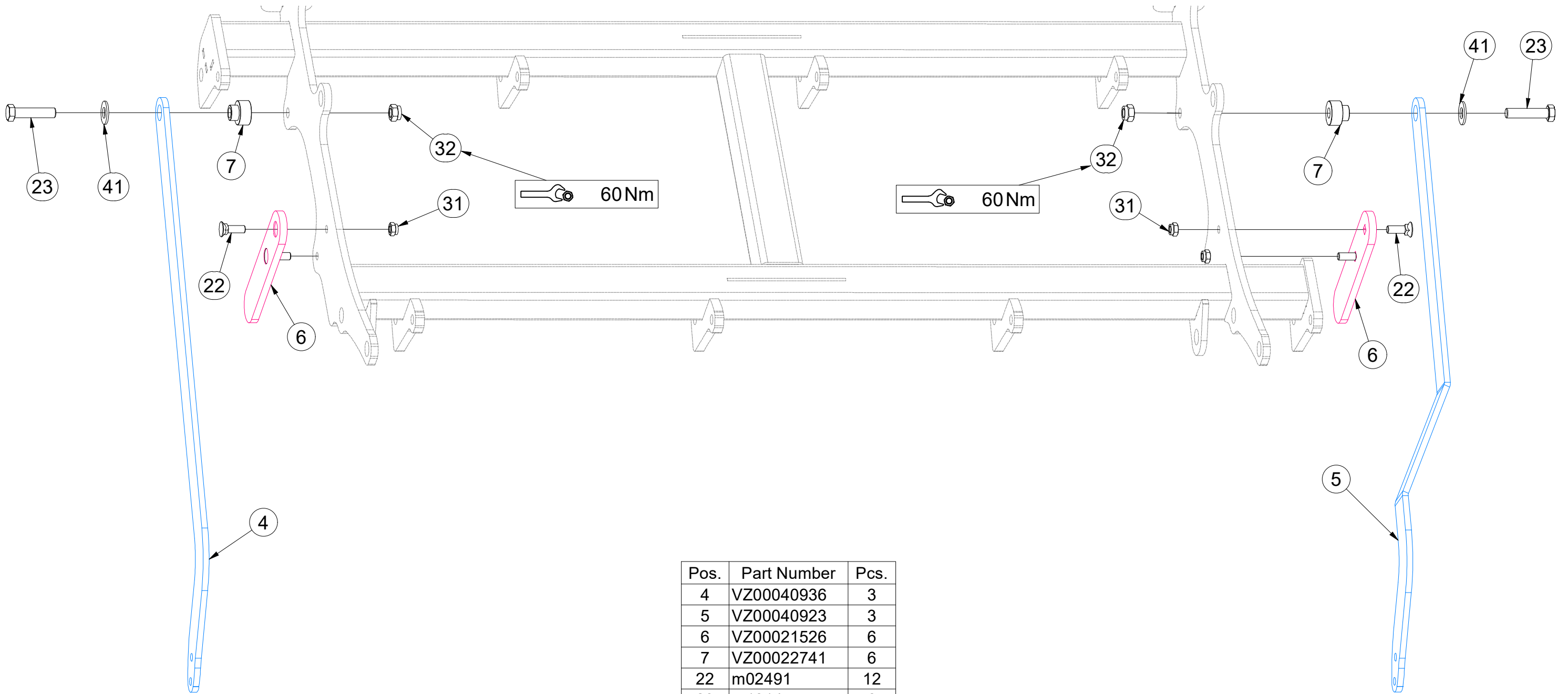
Ⓖ SET OF PLOUGHSHARE LEVELLING BARS

Ⓡ КОМПЛЕКТ БОРОН ЛАП

Ⓢ ZESTAW WŁÓK REDLIC



**VZ00043052**



Pos.	Part Number	Pcs.
4	VZ00040936	3
5	VZ00040923	3
6	VZ00021526	6
7	VZ00022741	6
22	m02491	12
23	m18147	6
31	m04301	24
32	m03683	6
41	m05651	6



Ⓒ SADA SMYKŮ RADLIC

Ⓓ SATZ SCHARSCHLEPPEN

Ⓕ KIT DE NIVELEURS DES SOCS

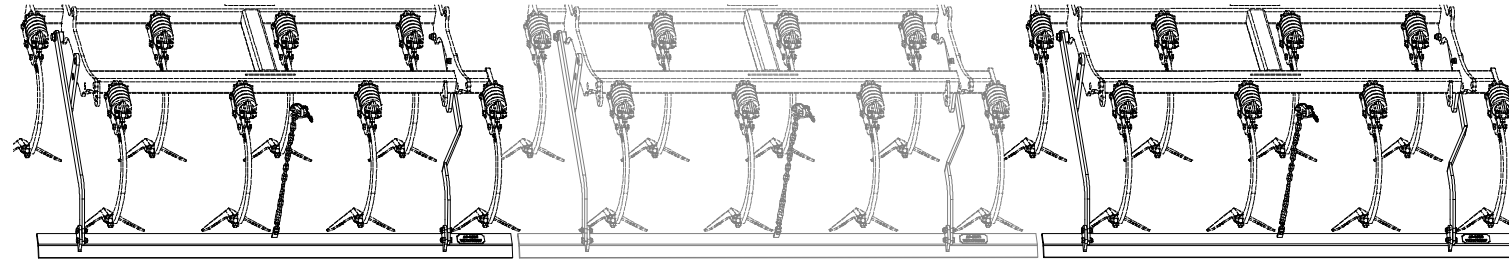
Ⓖ SET OF PLOUGHSHARE LEVELLING BARS

Ⓡ КОМПЛЕКТ БОРОН ЛАП

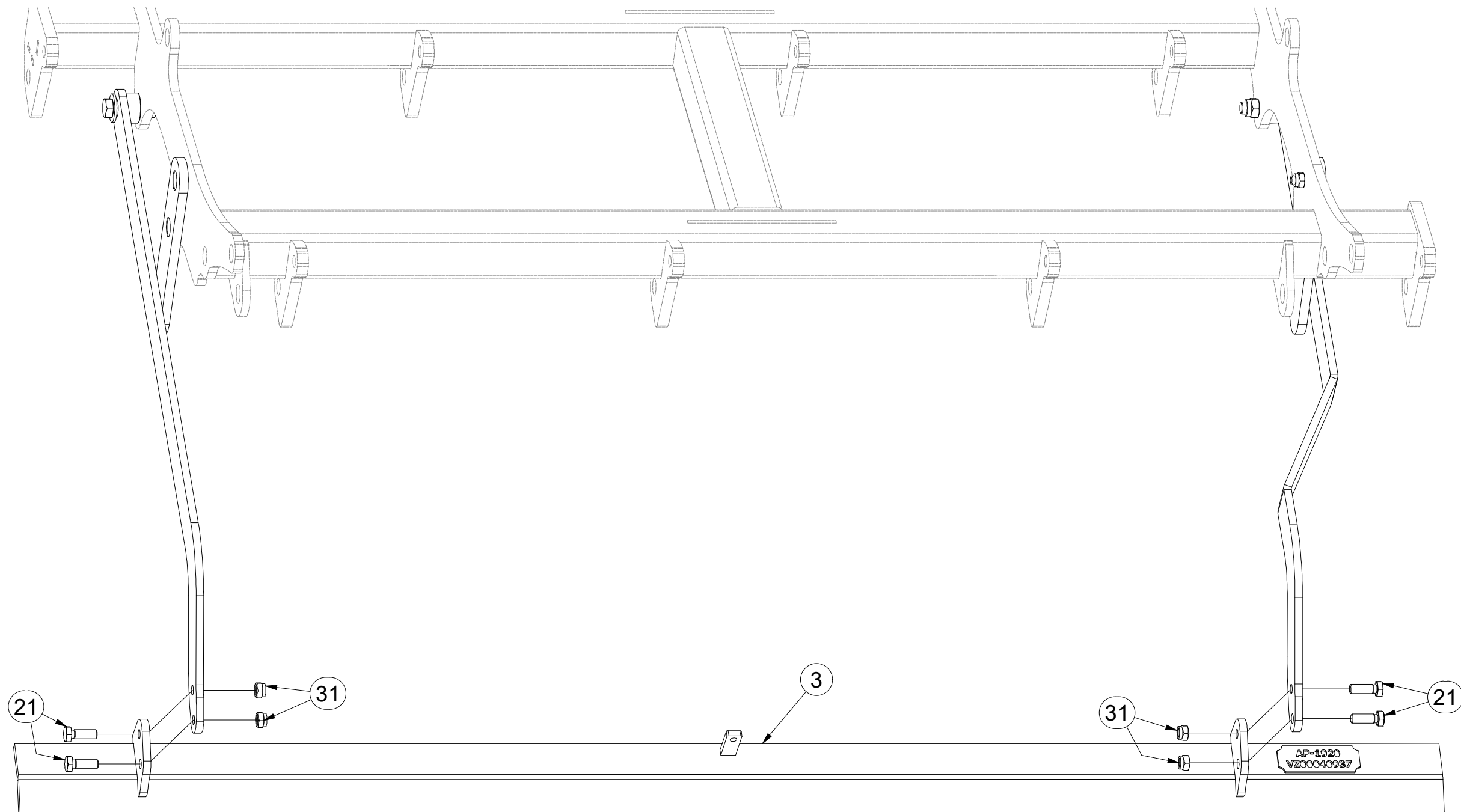
Ⓟ ZESTAW WŁÓK REDLIC

**Farmet**

**VZ00043052**



Pos.	Part Number	Pcs.
3	VZ00040937	2
21	m04343	12
31	m04301	24



Ⓒ SADA SMYKŮ RADLIC

Ⓓ SATZ SCHARSCHLEPPEN

Ⓕ KIT DE NIVELEURS DES SOCS

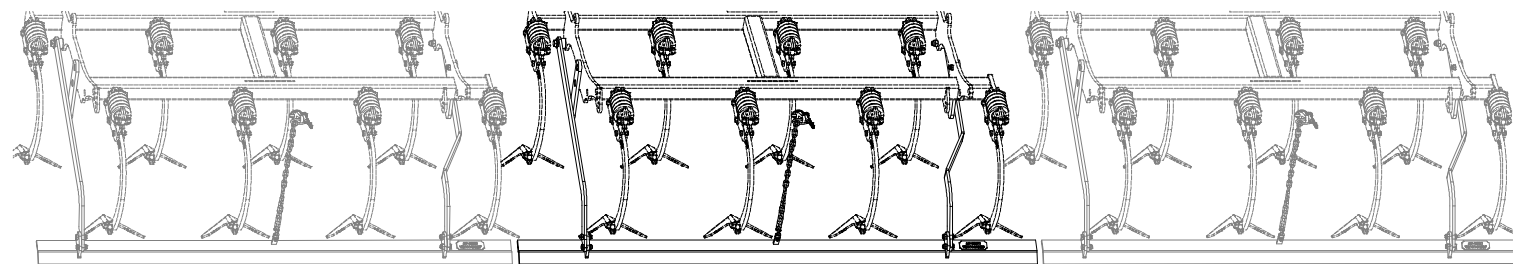
Ⓖ SET OF PLOUGHSHARE LEVELLING BARS

Ⓡ КОМПЛЕКТ БОРОН ЛАП

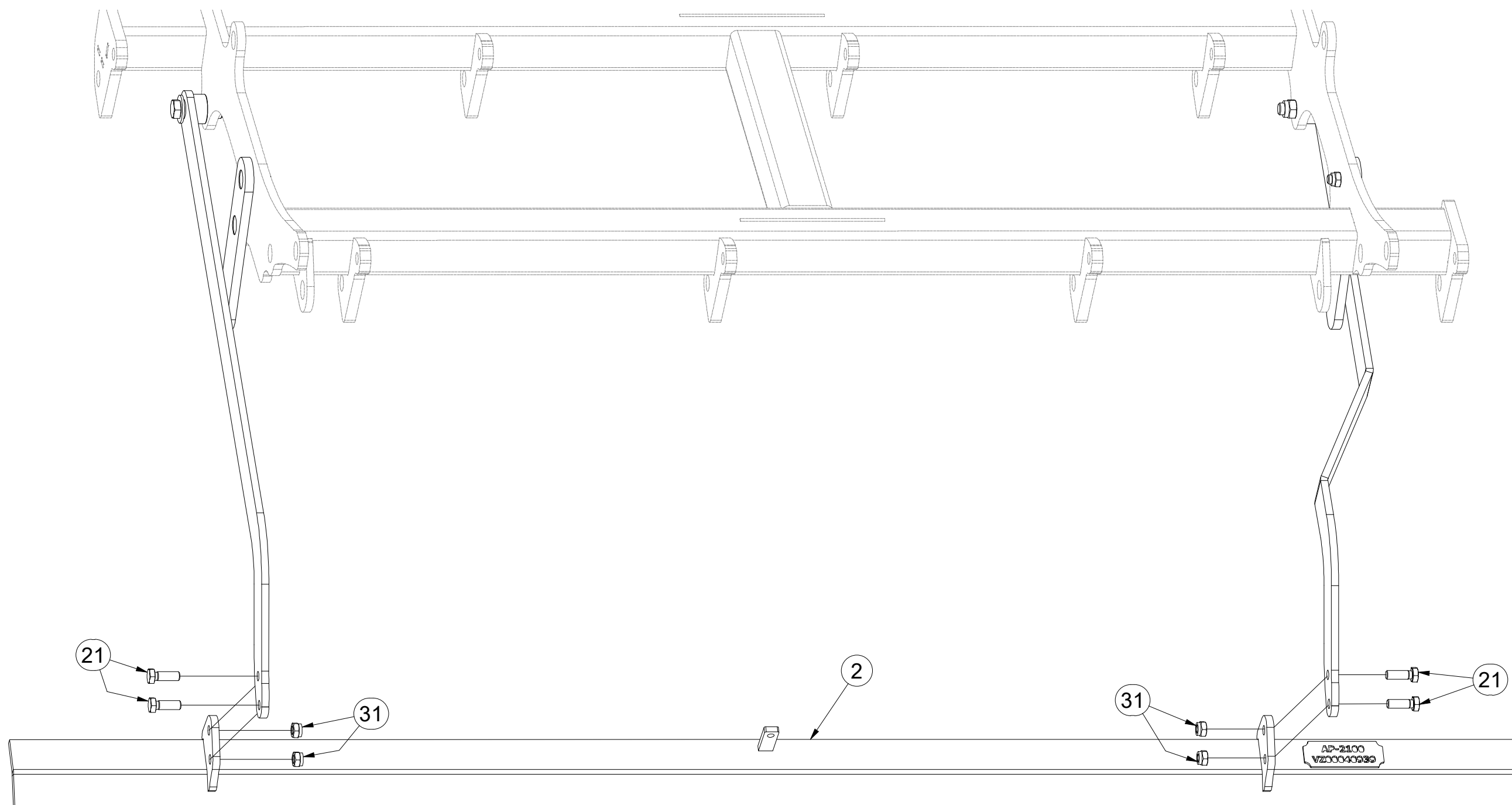
Ⓟ ZESTAW WŁÓK REDLIC



**VZ00043052**



Pos.	Part Number	Pcs.
2	VZ00040939	1
21	m04343	12
31	m04301	24



Ⓒ SADA SMYKŮ RADLIC

Ⓓ SATZ SCHARSCHLEPPEN

Ⓕ KIT DE NIVELEURS DES SOCS

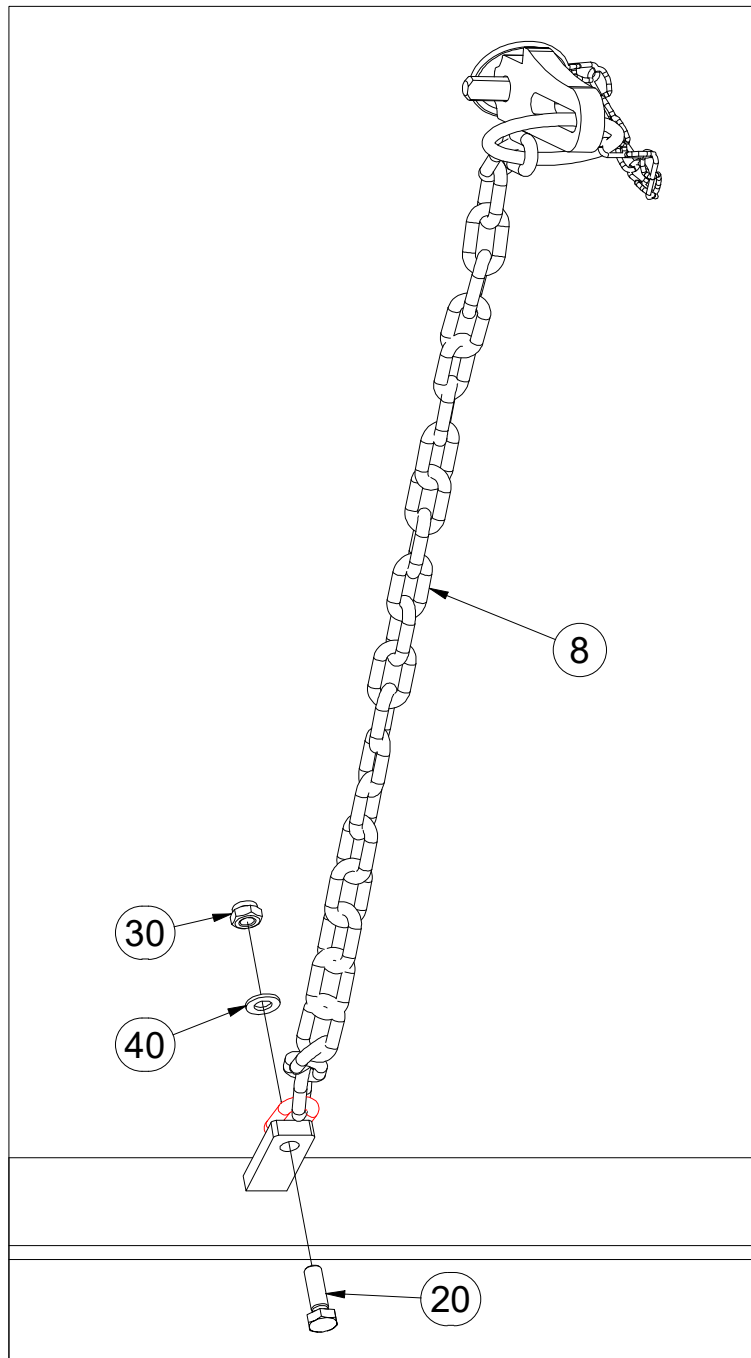
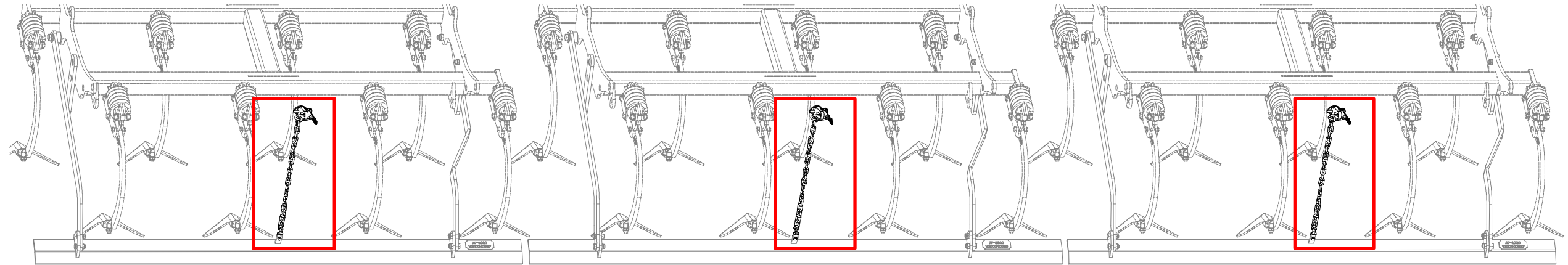
Ⓖ SET OF PLOUGHSHARE LEVELLING BARS

Ⓡ КОМПЛЕКТ БОРОН ЛАП

Ⓟ ZESTAW WŁÓK REDLIC



**VZ00043052**



Pos.	Part Number	Pcs.
8	4001641	3
20	m01092	3
30	m04503	3
40	m01203	3

Ⓒ SADA ZADNÍCH VÁLCŮ

Ⓓ SATZ HINTERE WALZEN

Ⓕ KIT DE ROULEAUX ARRIÈRE

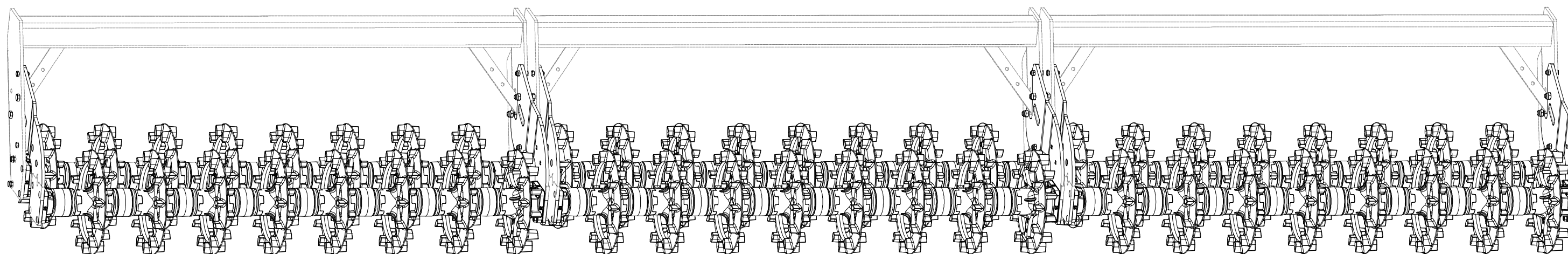
**VZ00042180**

Ⓖ SET OF REAR ROLLERS

Ⓡ КОМПЛЕКТ ЗАДНИХ КАТКОВ

Ⓢ ZESTAW TYLNYCH WAŁÓW

**Farmet**



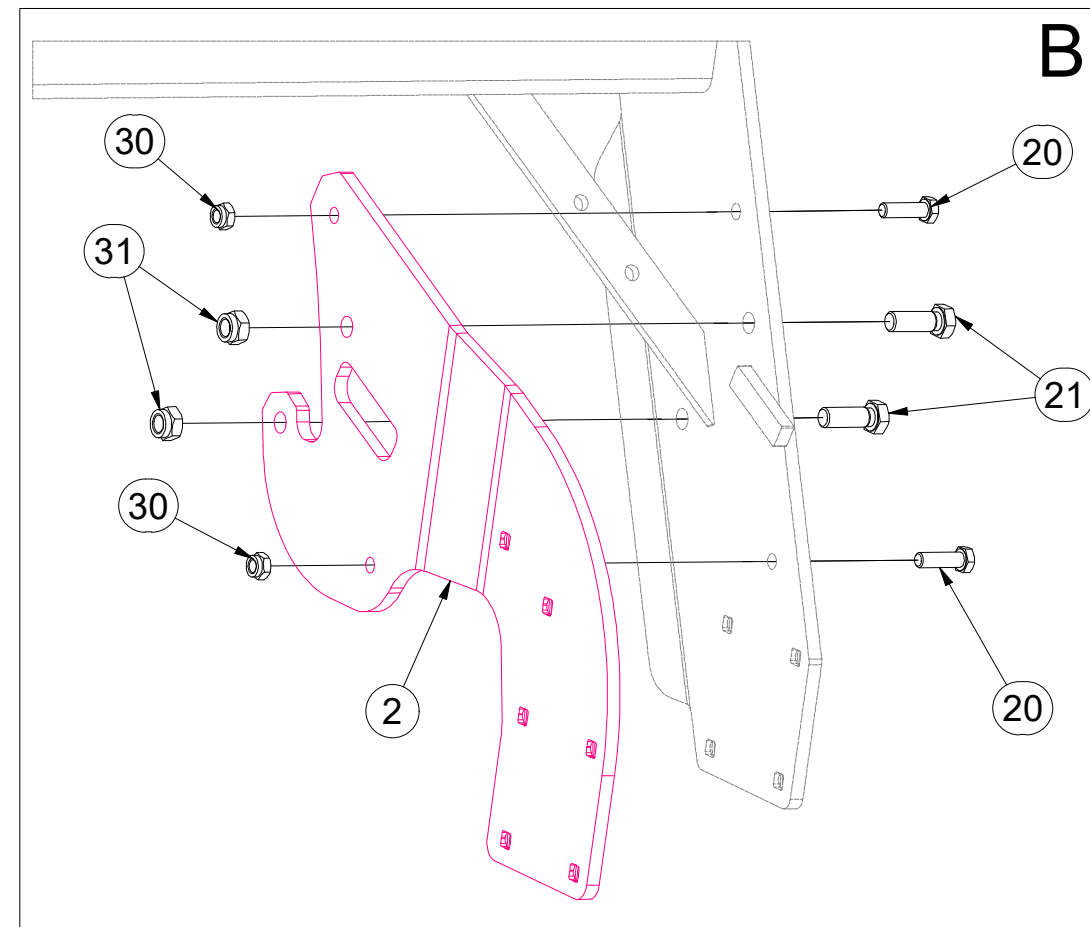
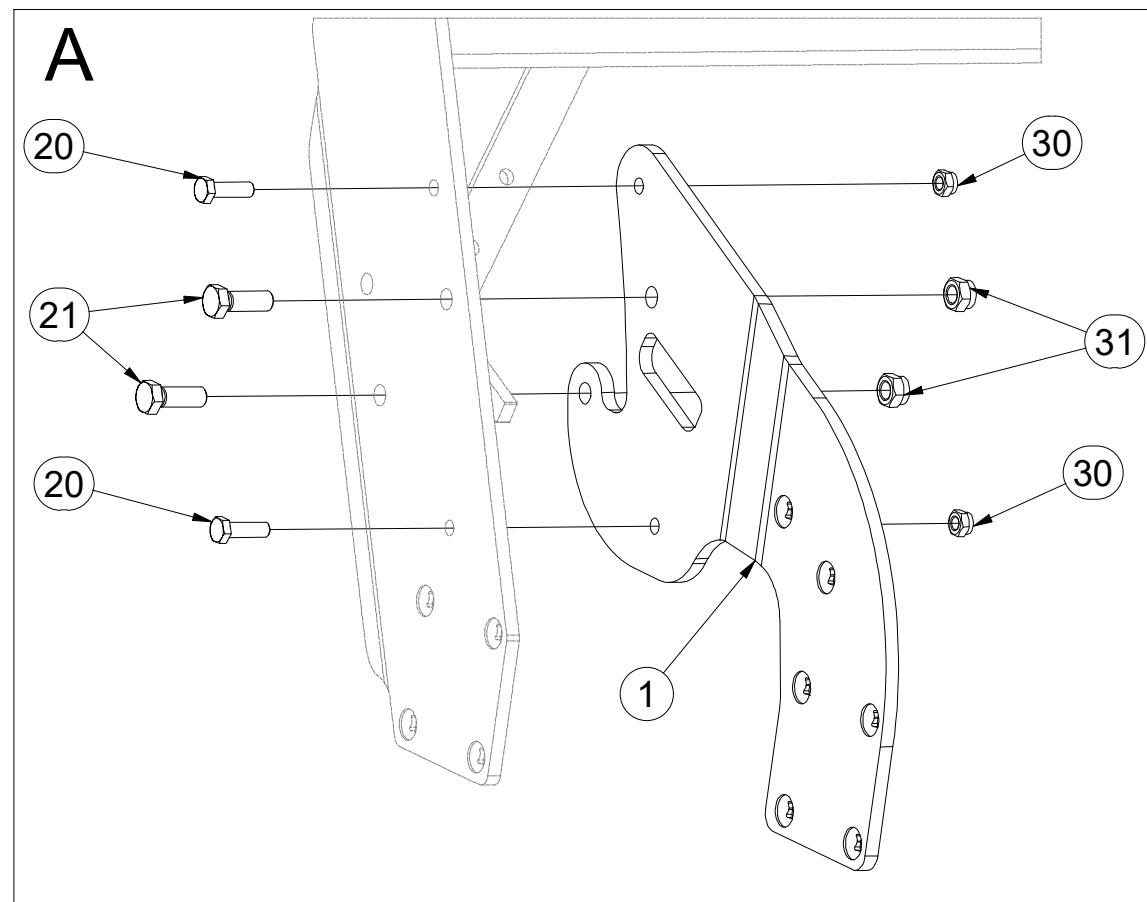



- Ⓒ SADA ZADNÍCH VÁLCŮ
- Ⓓ SATZ HINTERE WALZEN
- Ⓕ KIT DE ROULEAUX ARRIÈRE

- Ⓖ SET OF REAR ROLLERS
- Ⓡ КОМПЛЕКТ ЗАДНИХ КАТКОВ
- Ⓟ ZESTAW TYLNYCH WAŁÓW



**VZ00042180**



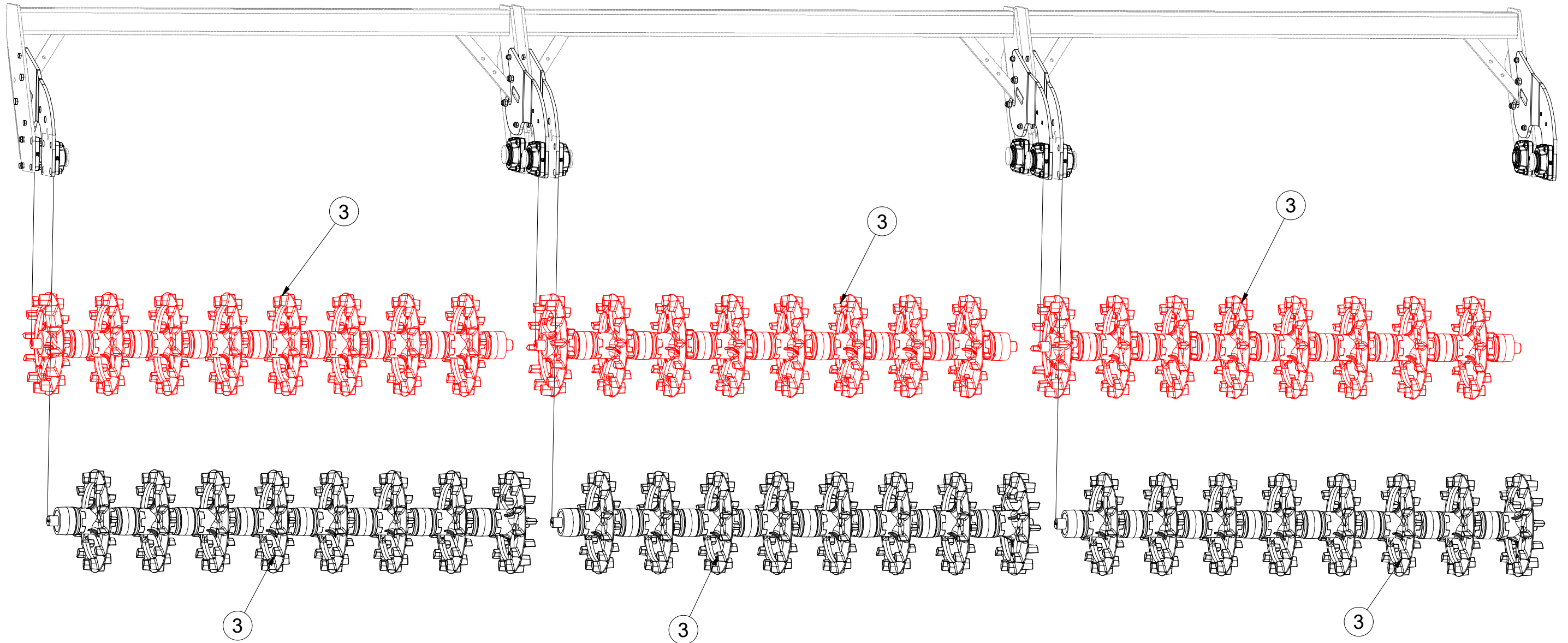
Pos.	Part Number	Pcs.
1	3009428	3
2	3009429	3
20	m15618	12
21	m02254	12
30	m04301	12
31	m03683	12

- ⒸZ SADA ZADNÍCH VÁLCŮ
- Ⓓ SATZ HINTERE WALZEN
- Ⓕ KIT DE ROULEAUX ARRIÈRE

- ⒸB SET OF REAR ROLLERS
- ⒹU КОМПЛЕКТ ЗАДНИХ КАТКОВ
- ⒹL ZESTAW TYLNYCH WAŁÓW



**VZ00042180**



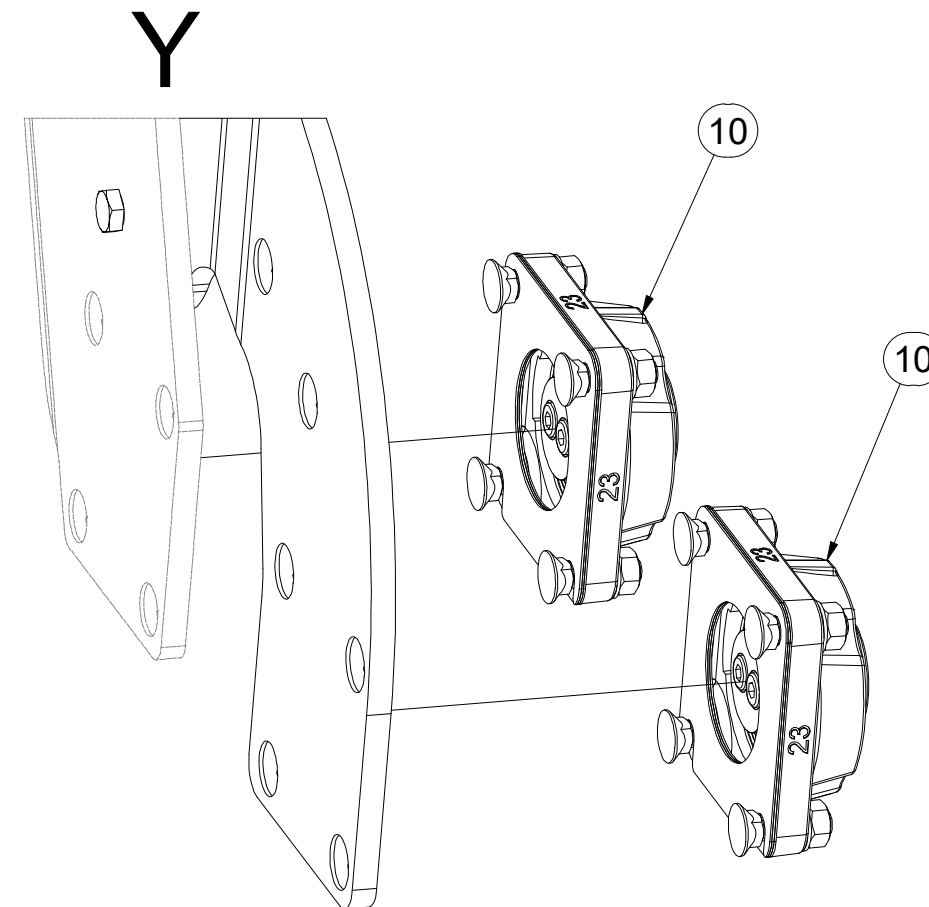
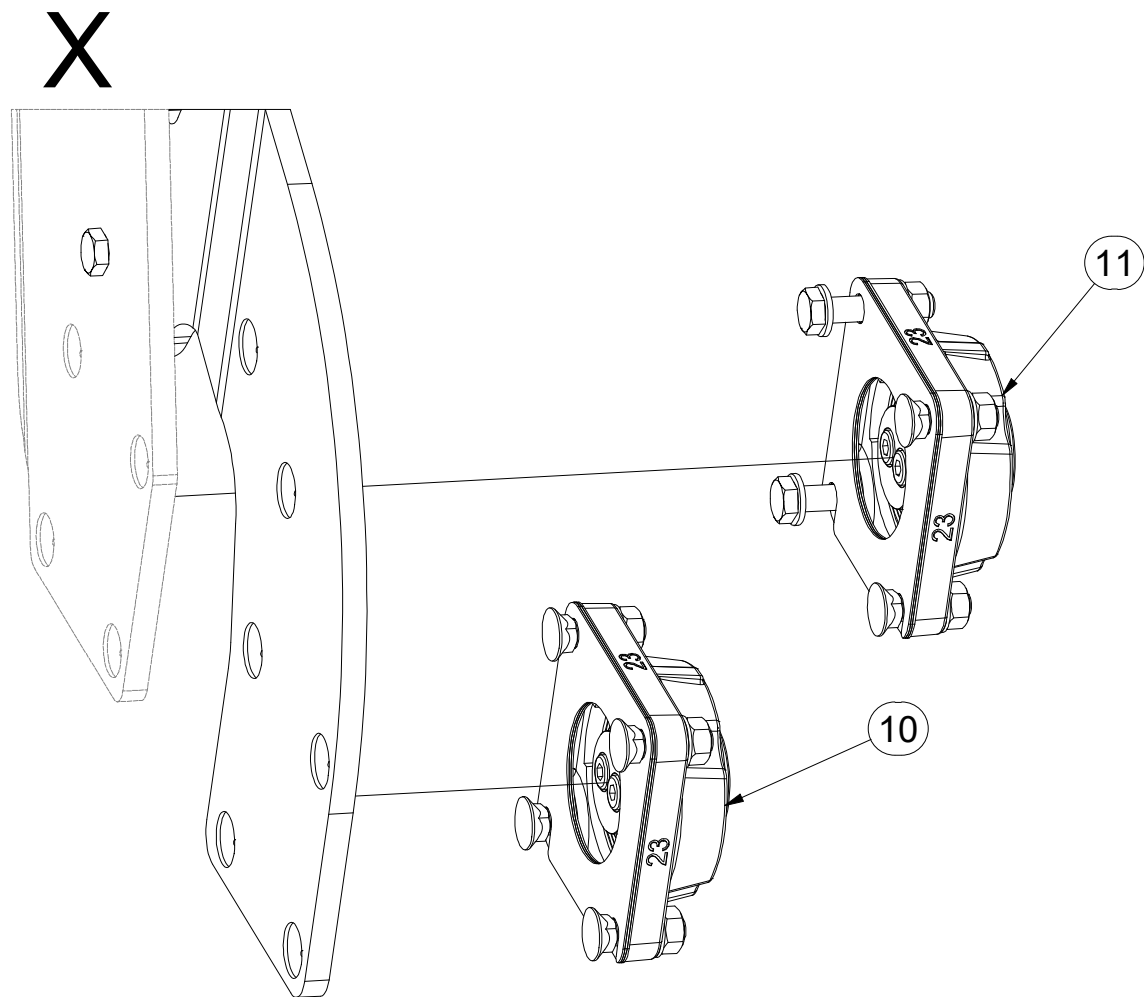
Pos.	Part Number	Pcs.
3	VZ00040289	6

- Ⓒ SADA ZADNÍCH VÁLCŮ
- Ⓓ SATZ HINTERE WALZEN
- Ⓕ KIT DE ROULEAUX ARRIÈRE

- Ⓖ SET OF REAR ROLLERS
- Ⓡ КОМПЛЕКТ ЗАДНИХ КАТКОВ
- Ⓟ ZESTAW TYLNYCH WAŁÓW



**VZ00042180**



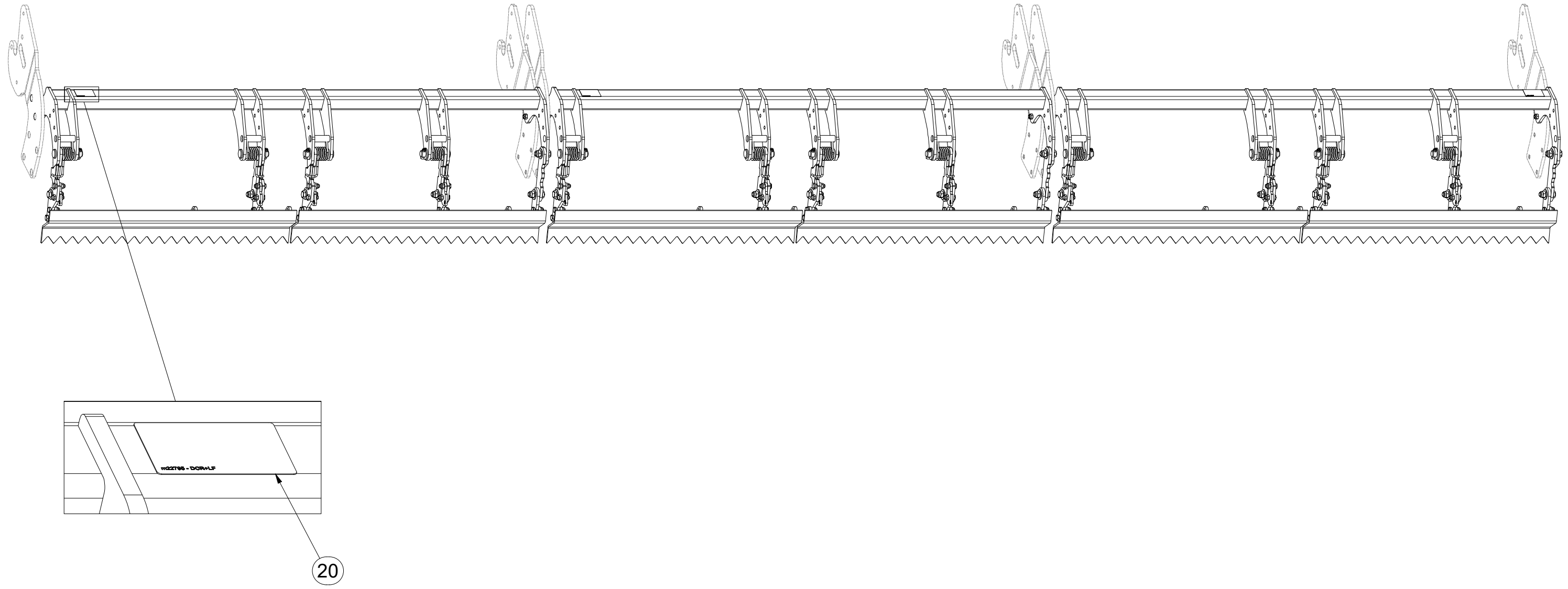
Pos.	Part Number	Pcs.
10	VZ00038060	10
11	VZ00039819	2

- Ⓒ SMYKY ZADNÍCH VÁLCŮ
- Ⓓ SCHLEIFE HINTERE WALZE
- Ⓕ NIVELEUR ARRIÈRE ROULEAUX

- Ⓖ REAR ROLLERS LEVELLERS
- Ⓡ БОРОНЫ ЗАДНИХ КАТКОВ
- Ⓟ WŁÓKY TYLNYCH WAŁOW



**VZ00042182**



Pos.	Part Number	Pcs.
20	m22795	3



ⒸZ SMYKY ZADNÍCH VÁLCŮ

Ⓓ SCHLEIFE HINTERE WALZE

Ⓕ NIVELEUR ARRIÈRE ROULEAUX

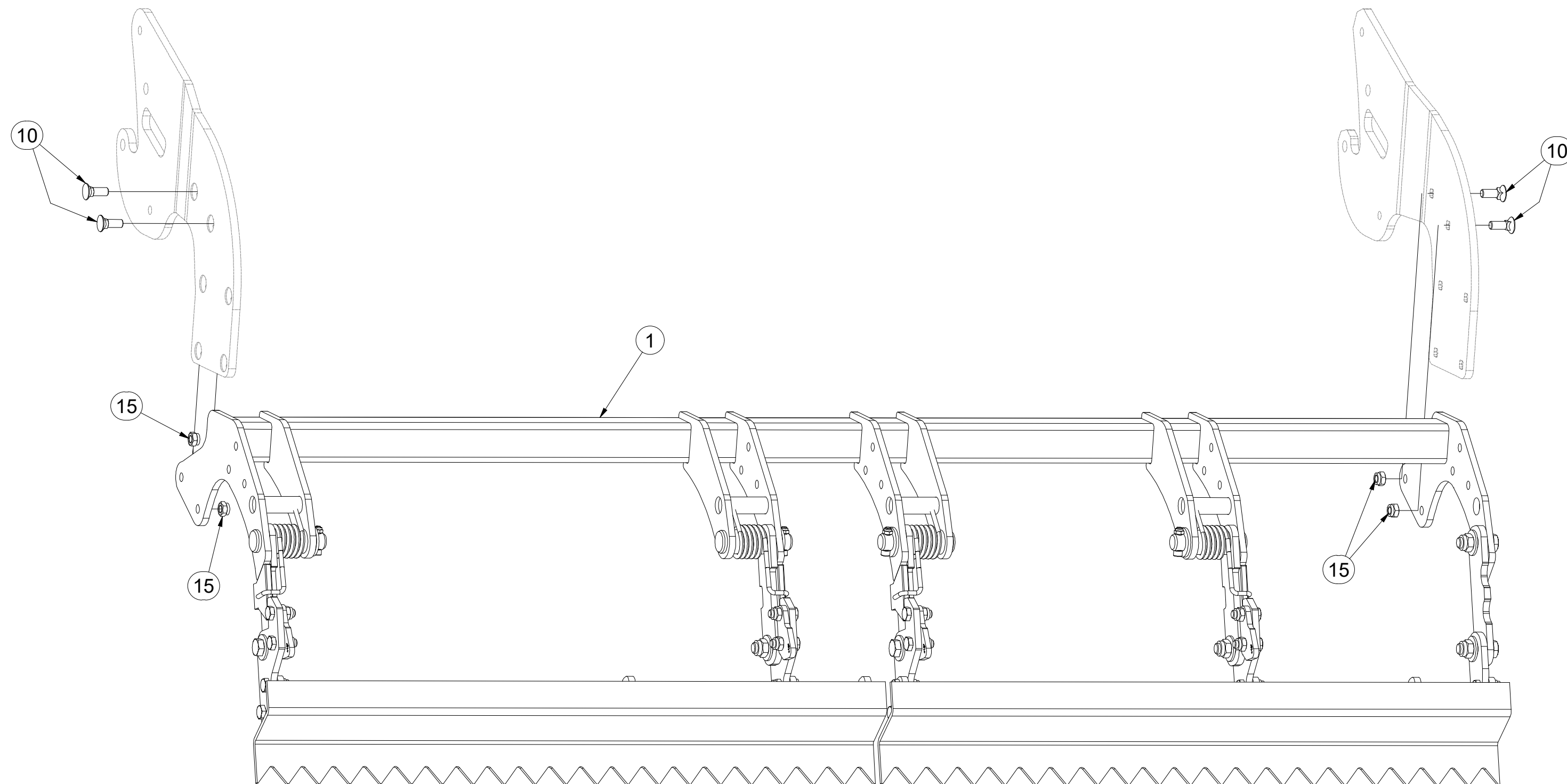
ⒼB REAR ROLLERS LEVELLERS

ⒺB БОРНЫ ЗАДНИХ КАТКОВ

ⒺL WŁÓKY TYLNYCH WAŁOW

**Farmet**

**VZ00042182**



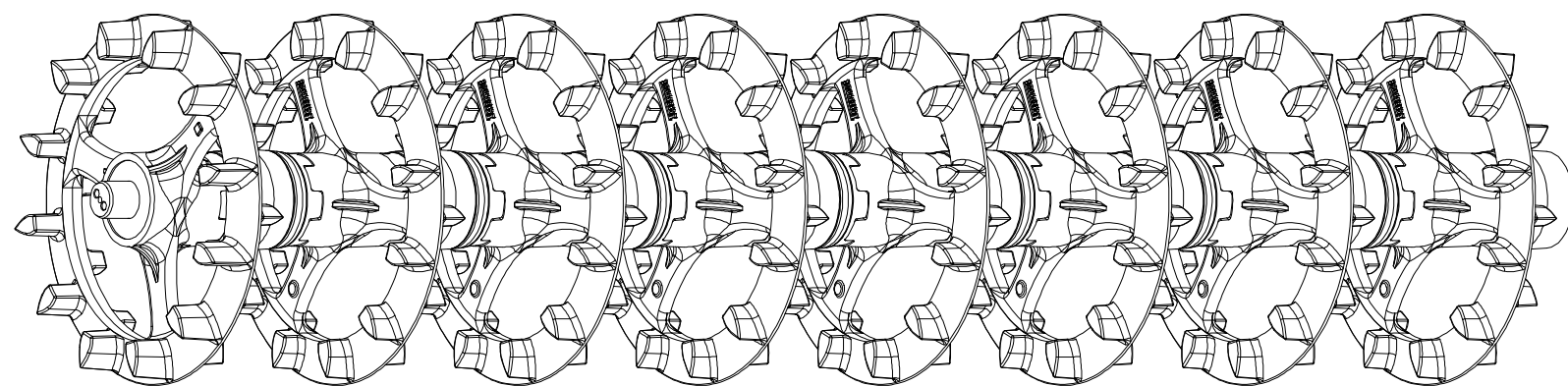
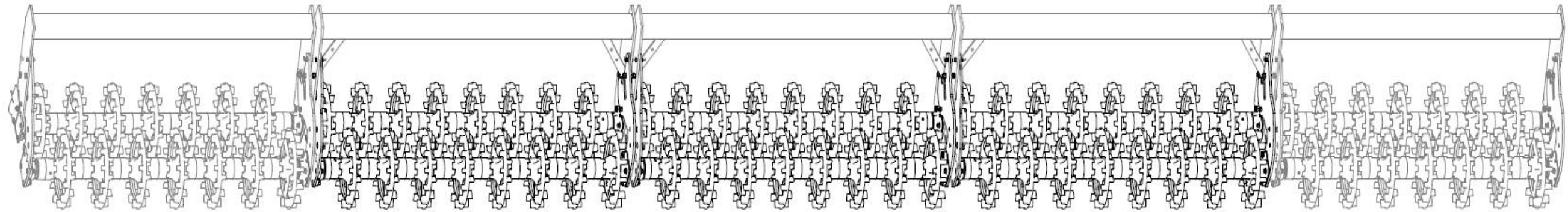
Pos.	Part Number	Pcs.
1	VZ00040295	3
10	m13778	12
15	m04301	12

ⒸZ VÁLEC  
Ⓓ WALZE  
Ⓕ ROULEAU

ⒸGB ROLLER  
ⒸRU KATOK  
ⒸPL WAŁ



**VZ00040289**

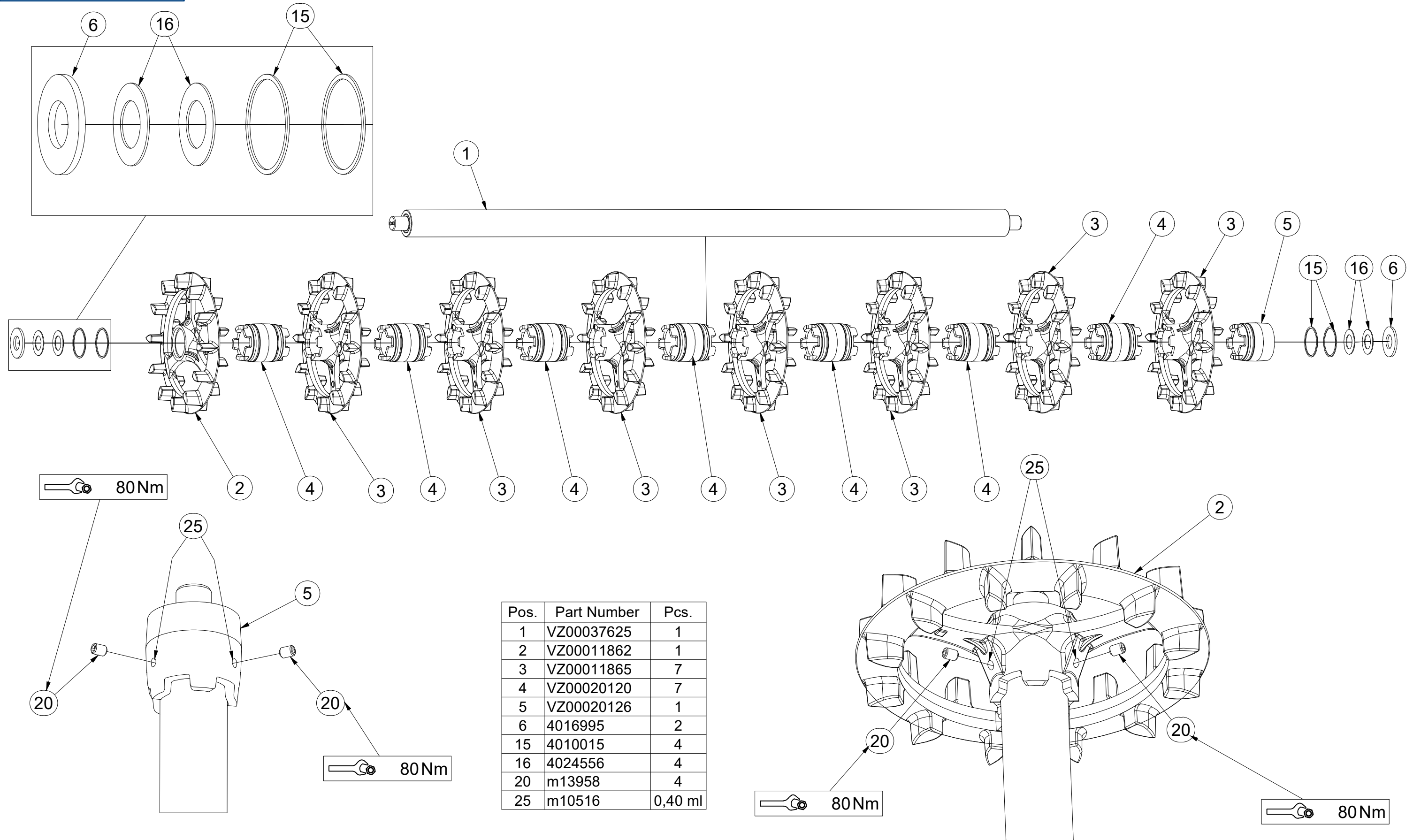


CZ VÁLEC  
 D WALZE  
 F ROULEAU

GB ROLLER  
 RU KATOK  
 PL WAŁ



**VZ00040289**



Pos.	Part Number	Pcs.
1	VZ00037625	1
2	VZ00011862	1
3	VZ00011865	7
4	VZ00020120	7
5	VZ00020126	1
6	4016995	2
15	4010015	4
16	4024556	4
20	m13958	4
25	m10516	0,40 ml

ⒸZ SMYKY ZADNÍCH VÁLCŮ

Ⓓ SCHLEIFE HINTERE WALZE

Ⓕ NIVELEUR ARRIÈRE ROULEAUX

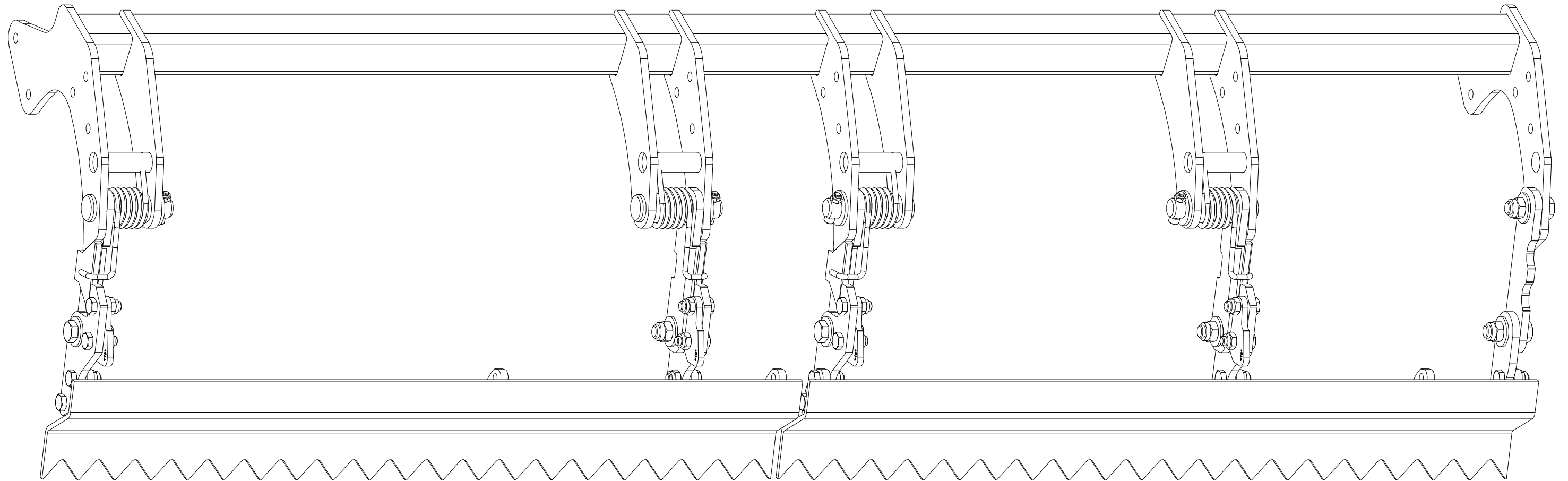
**VZ00040295**

ⒸGB REAR ROLLERS LEVELLERS

ⒸRU БОРОНЫ ЗАДНИХ КАТКОВ

ⒸPL WŁÓKY TYLNYCH WAŁOW

**Farmet**





Ⓒ SMYKY ZADNÍCH VÁLCŮ

Ⓓ SCHLEIFE HINTERE WALZE

Ⓔ NIVELEUR ARRIÈRE ROULEAUX

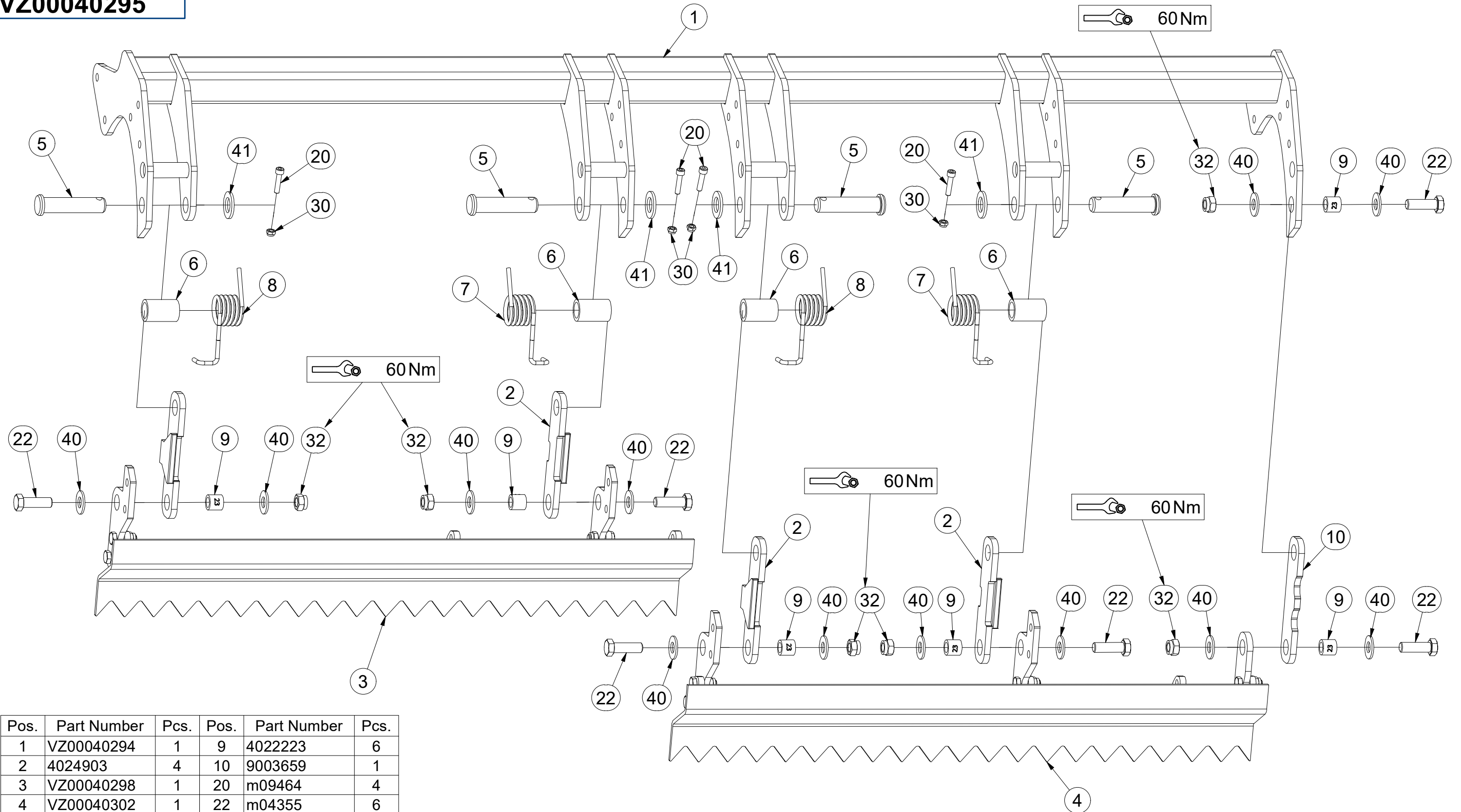
Ⓖ REAR ROLLERS LEVELLERS

Ⓡ БОРОНЫ ЗАДНИХ КАТКОВ

Ⓟ WŁÓKY TYLNYCH WAŁOW



**VZ00040295**



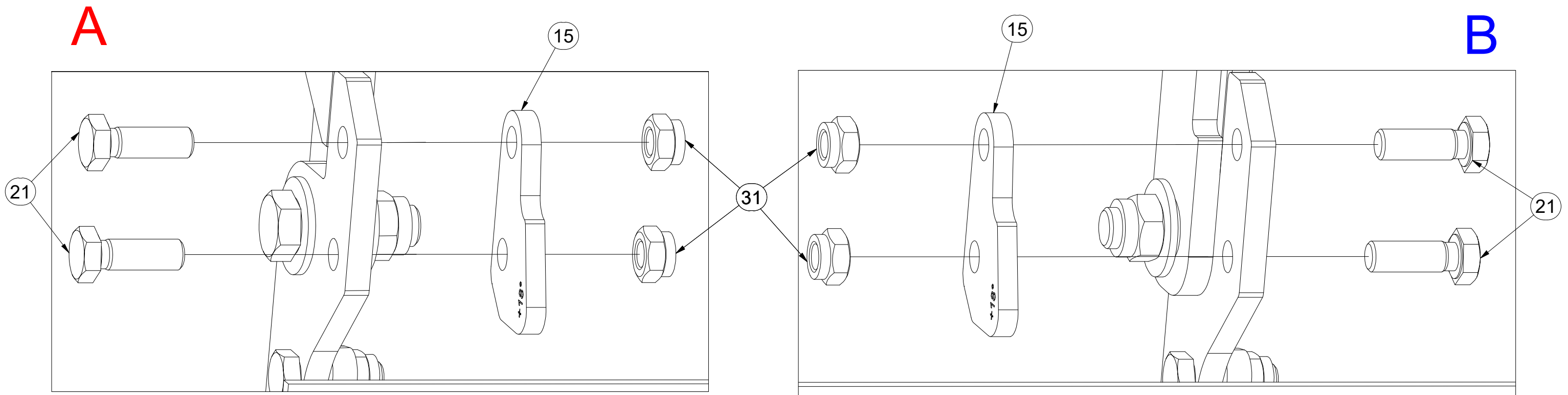
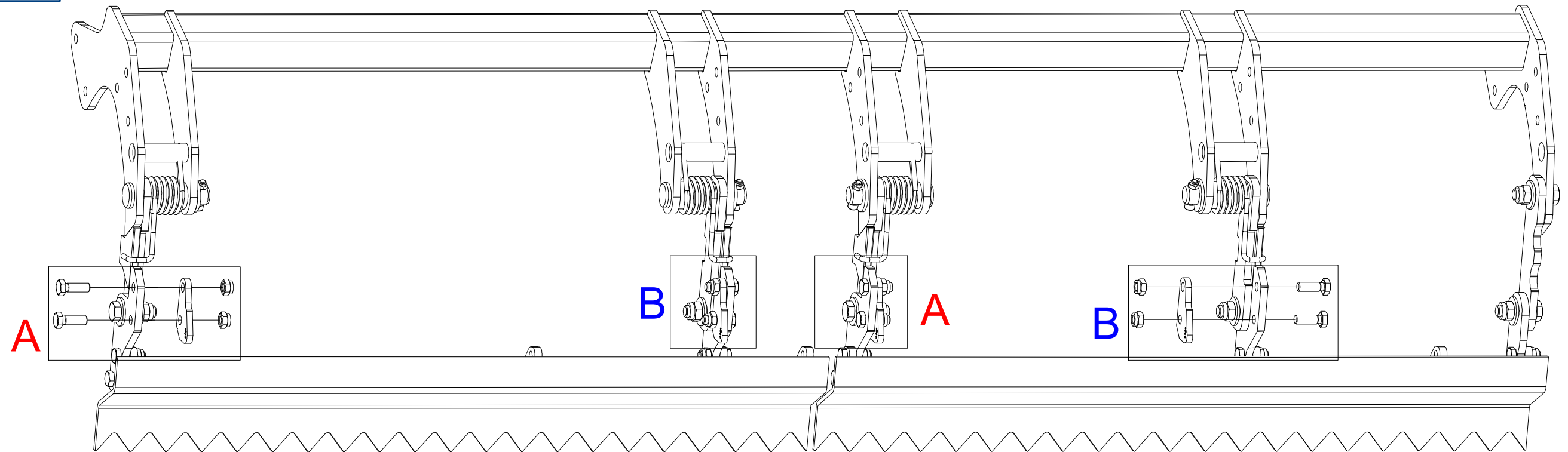
Pos.	Part Number	Pcs.	Pos.	Part Number	Pcs.
1	VZ00040294	1	9	4022223	6
2	4024903	4	10	9003659	1
3	VZ00040298	1	20	m09464	4
4	VZ00040302	1	22	m04355	6
5	4015778	4	30	m04503	4
6	9002979	4	32	m03683	6
7	m24171	2	40	m05651	12
8	m24172	2	41	m14028	4

CZ SMYKY ZADNÍCH VÁLCŮ  
 D SCHLEIFE HINTERE WALZE  
 F NIVELEUR ARRIÈRE ROULEAUX

GB REAR ROLLERS LEVELLERS  
 RU БОРОНЫ ЗАДНИХ КАТКОВ  
 PL WŁÓKY TYLNYCH WAŁOW



**VZ00040295**



Pos.	Part Number	Pcs.
15	VZ00038601	4
21	m04343	8
31	m04301	8

Ⓒ SMYK

Ⓓ ACKERSCHLEIFE

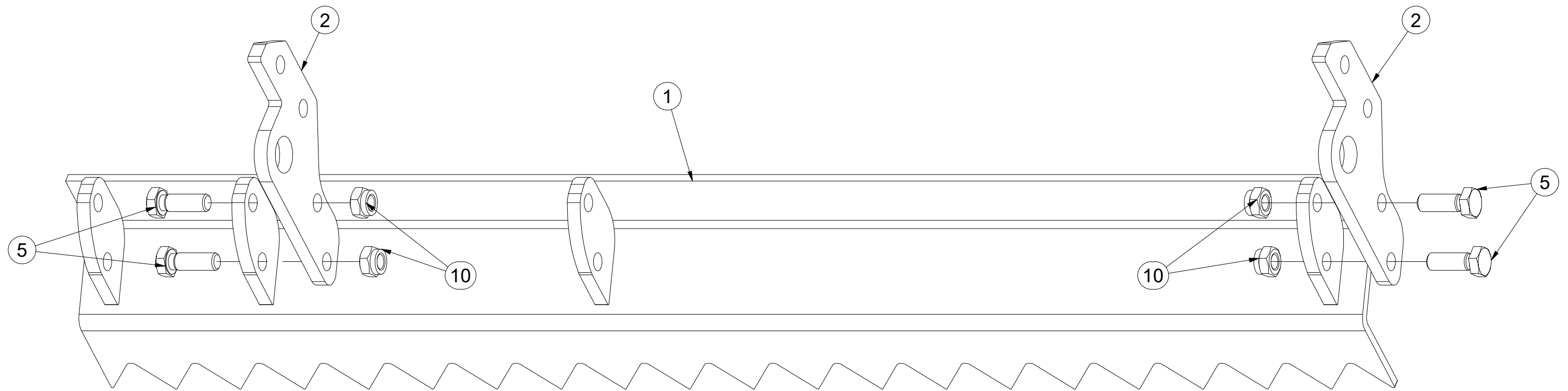
Ⓕ NIVELEUR

**VZ00040298**

Ⓖ LEVELLER

Ⓡ БОРОНА

Ⓢ WŁÓKA



Pos.	Part Number	Pcs.
1	VZ00034293	1
2	VZ00014941	2
5	m04343	4
10	m04301	4

Ⓒ CZ SMYK

Ⓓ ACKERSCHLEIFE

Ⓕ NIVELEUR

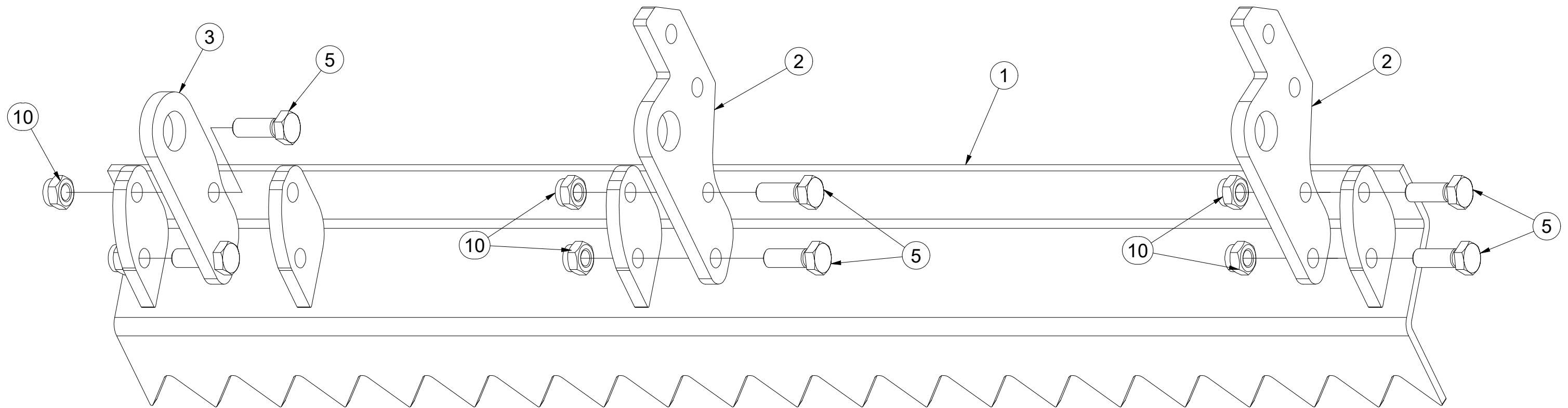
Ⓒ GB LEVELLER

Ⓒ RU БОРОНА

Ⓒ PL WŁÓKA



**VZ00040302**



Pos.	Part Number	Pcs.
1	VZ00034293	1
2	VZ00014941	2
3	VZ00040325	1
5	m04343	6
10	m04301	6



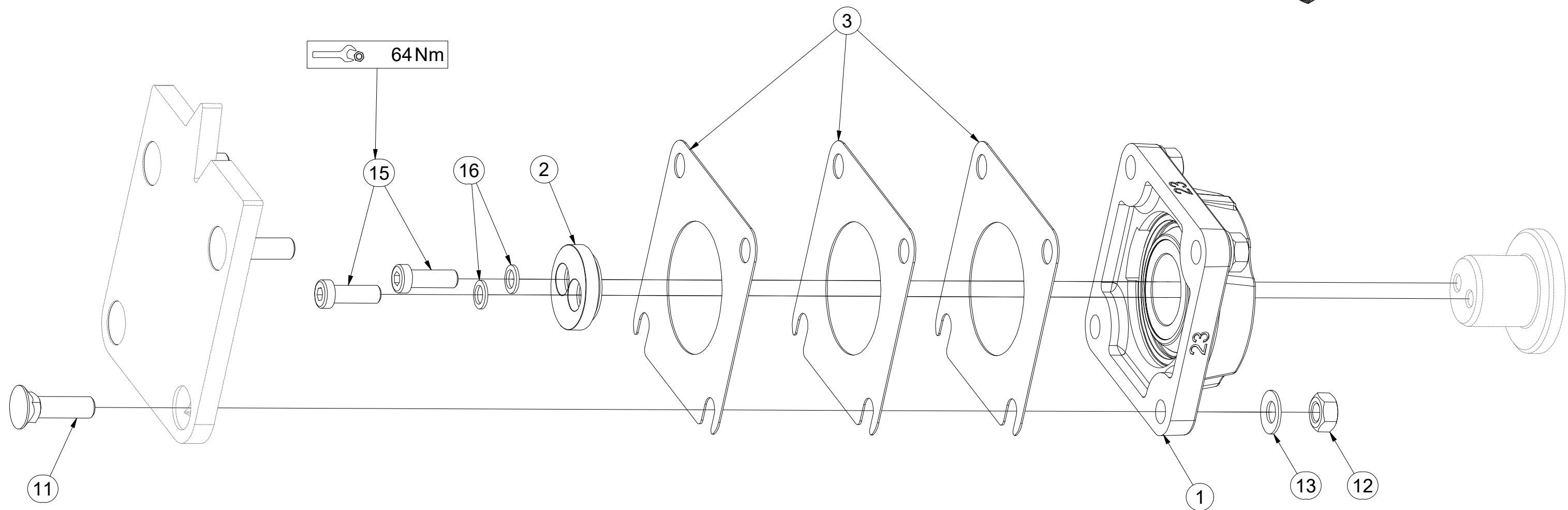

- Ⓒ SADA LOŽISEK
- Ⓓ SATZ LAGER
- Ⓕ KIT DE ROULEMENTS

- Ⓖ SET OF BEARINGS
- Ⓡ КОМПЛЕКТ ПОДШИПНИКОВ
- Ⓟ ZESTAW ŁOŻYSK



**VZ00038060**

Pos.	Part Number	Pcs.
1	m18650-23	1
2	VZ00038211	1
3	4016809	3
11	m03519	4
12	m01305	4
13	m17545	4
15	m24320	2
16	m24356	2

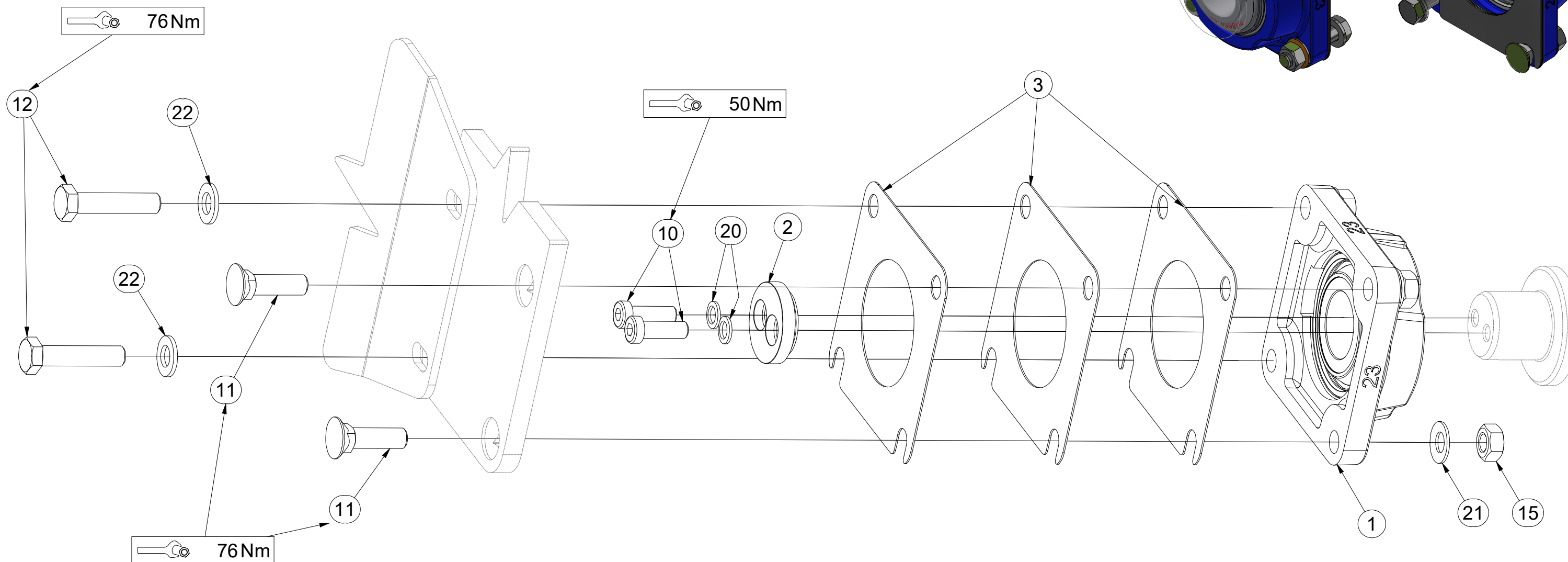
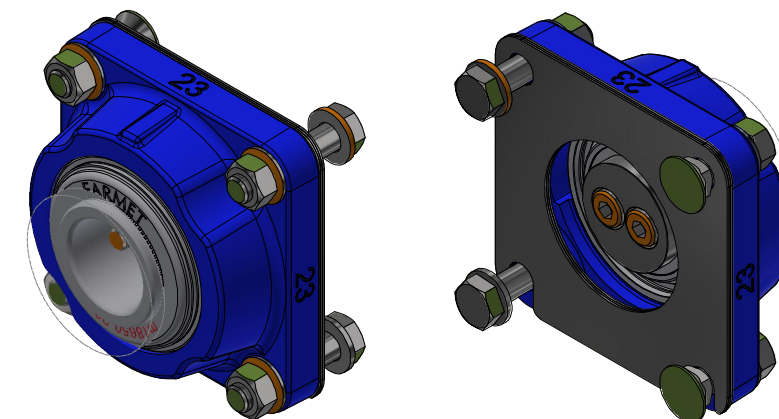


- Ⓒ SADA LOŽISEK
- Ⓓ SATZ LAGER
- Ⓕ KIT DE ROULEMENTS

- Ⓖ SET OF BEARINGS
- Ⓡ КОМПЛЕКТ ПОДШИПНИКОВ
- Ⓟ ZESTAW ŁOŻYSK

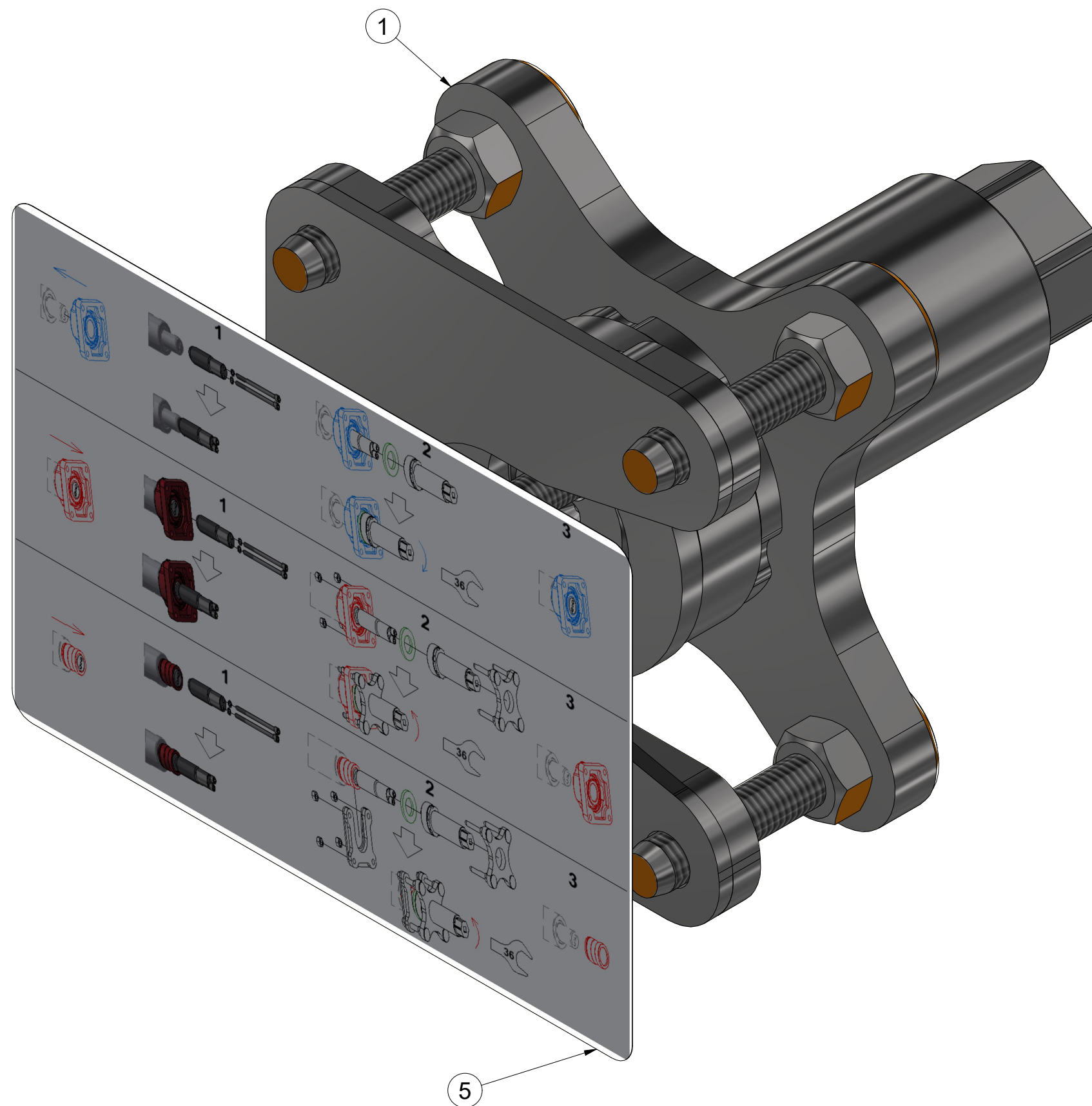


**VZ00039819**



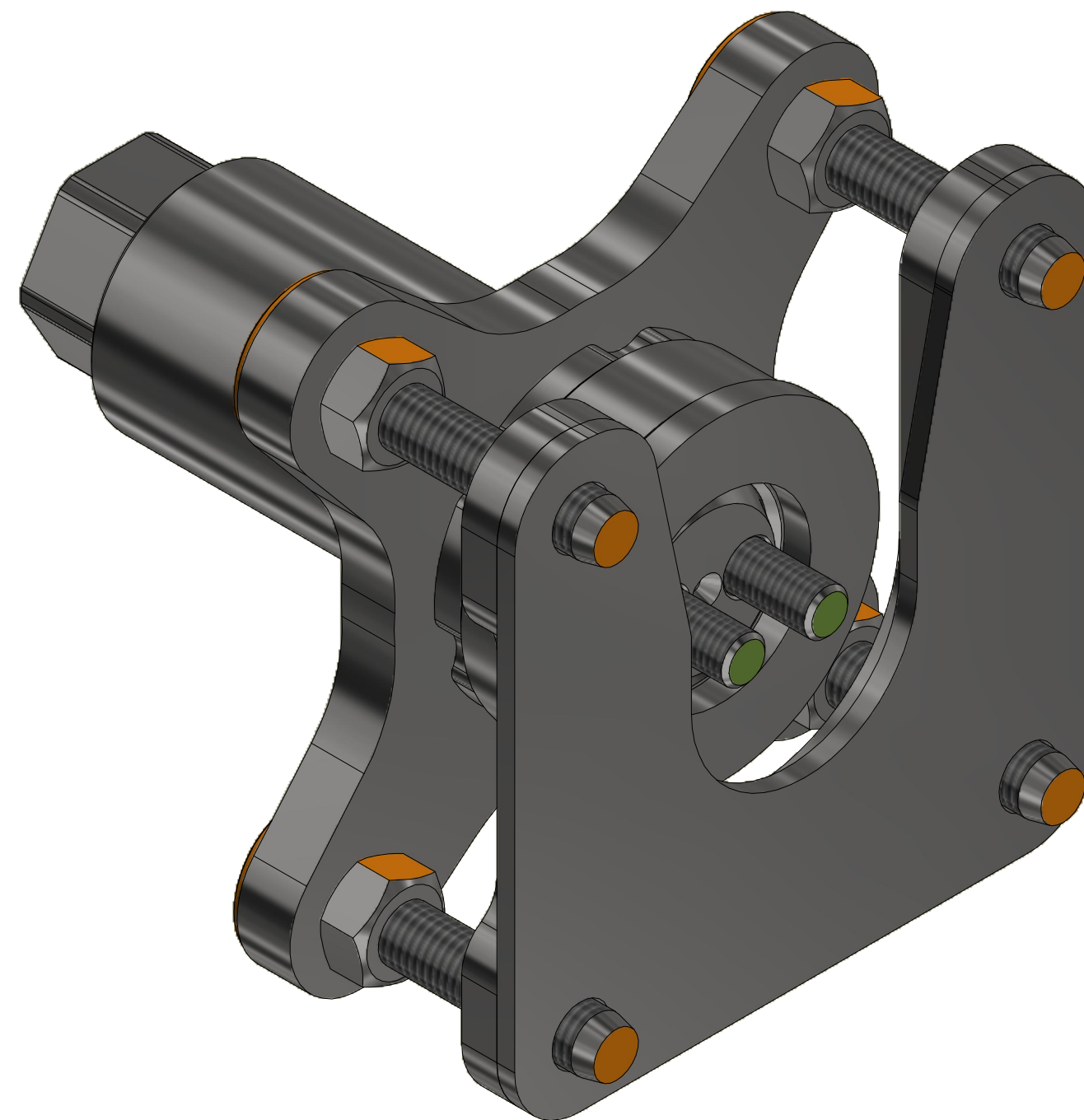

Pos.	Part Number	Pcs.
1	m18650-23	1
2	VZ00038211	1
3	4016809	3
10	m24320	2
11	m03519	2
12	m04412	2
15	m01305	4
20	m24356	2
21	m17545	4
22	m17741	2

VZ00038564



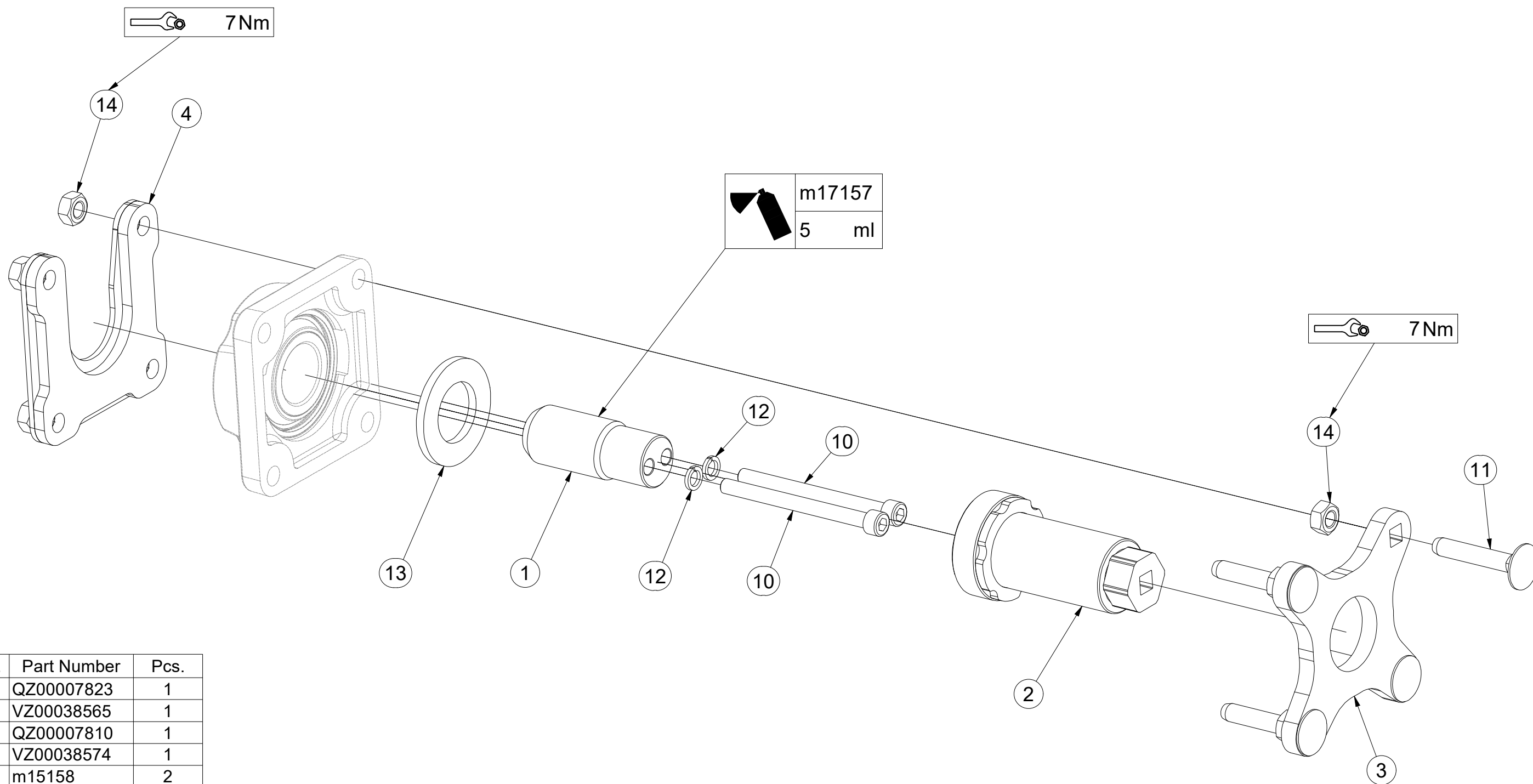
Pos.	Part Number	Pcs.
1	VZ00040530	1
5	m24596	1

VZ00040530





**VZ00040530**



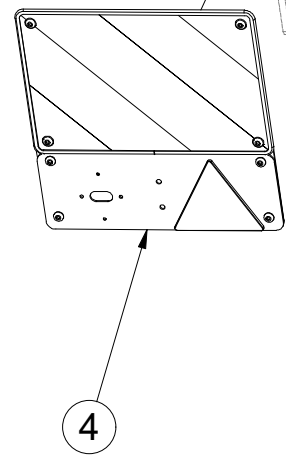
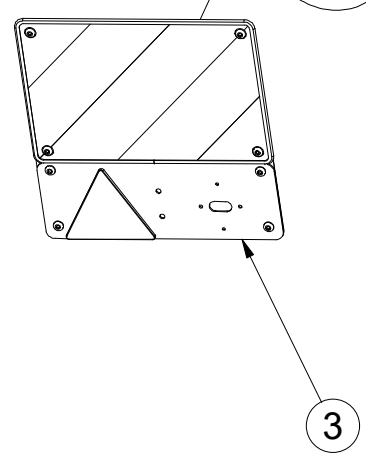
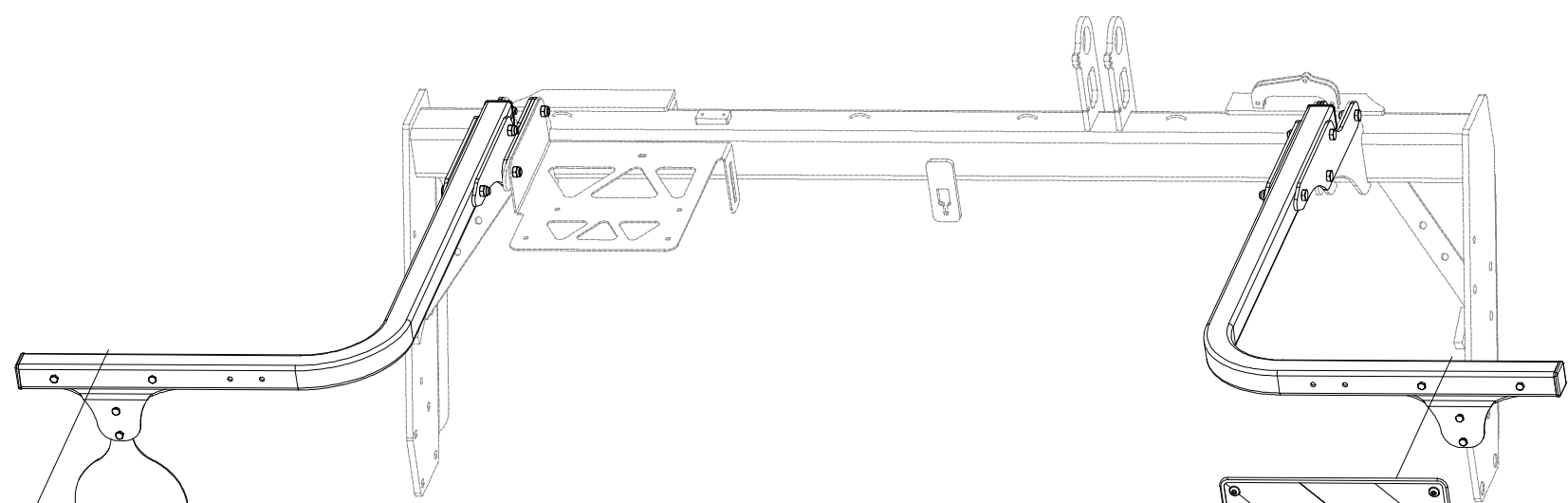
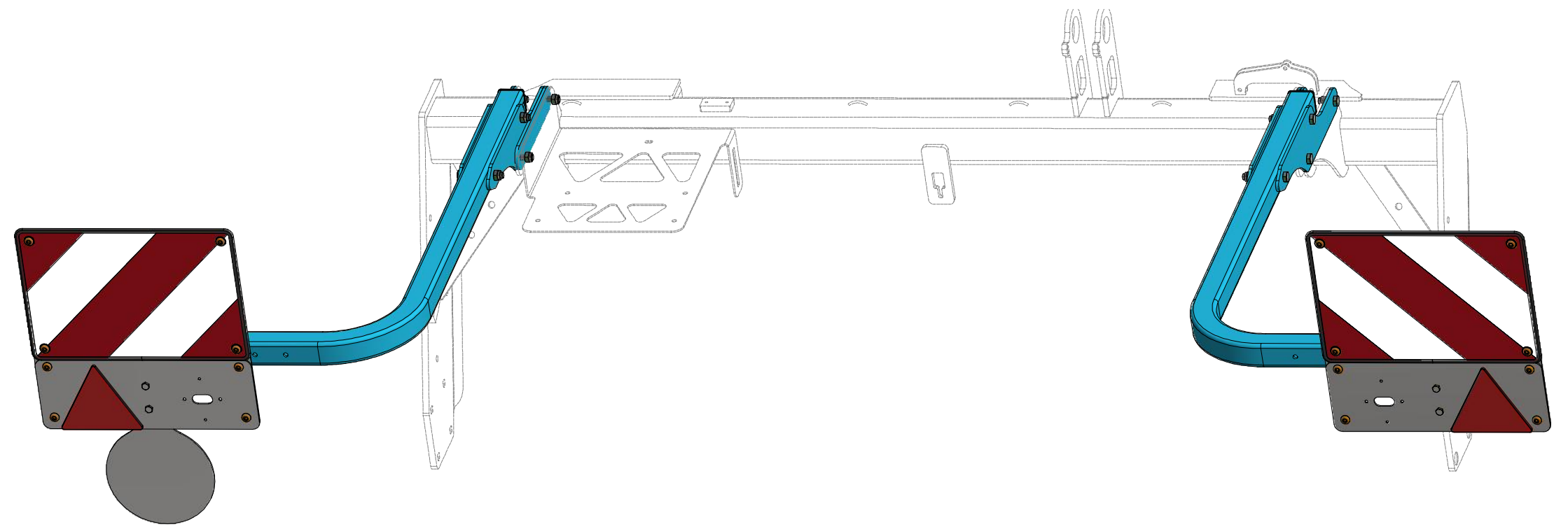
Pos.	Part Number	Pcs.
1	QZ00007823	1
2	VZ00038565	1
3	QZ00007810	1
4	VZ00038574	1
10	m15158	2
11	m17684	4
12	m01208	2
13	m03636	1
14	m10439	8
20	m17157	5,00 ml

- ⒸZ TERČE
- Ⓓ SCHEIBE
- Ⓕ CIBLES

- ⒼB DISCS
- ⒺЩИТКИ
- ⒼL TARCZE



**3007571**



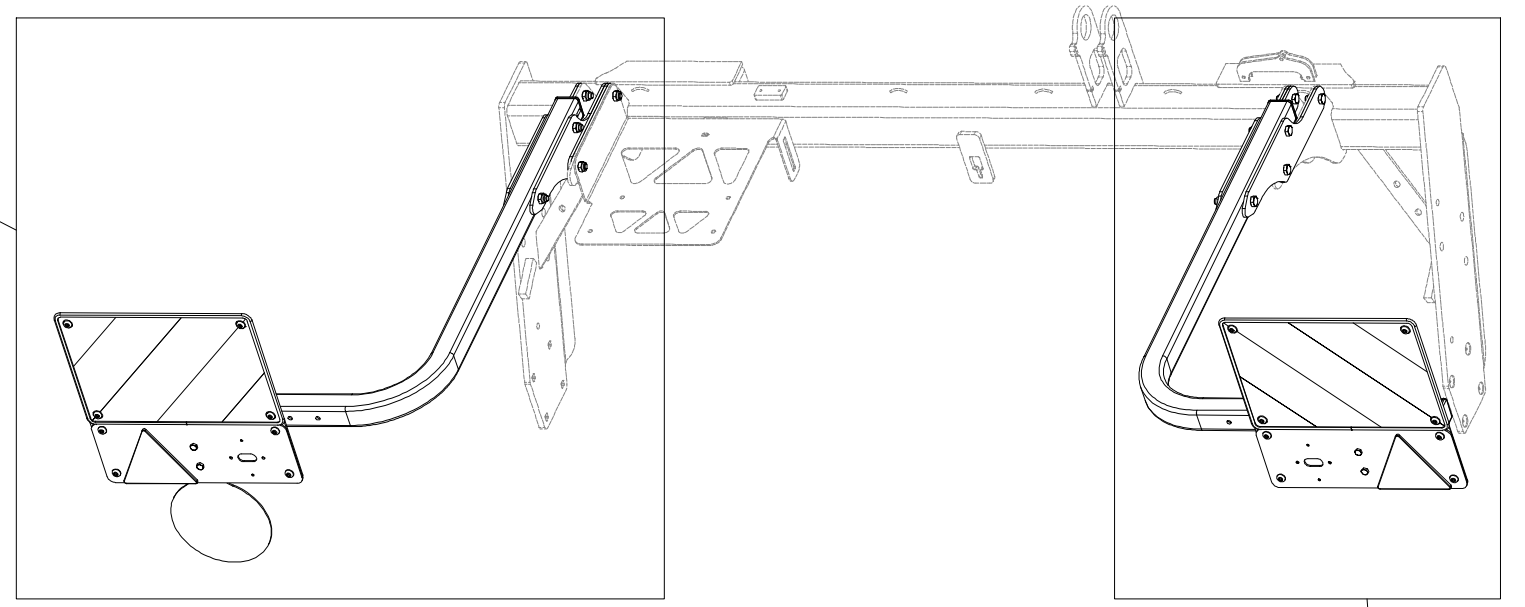
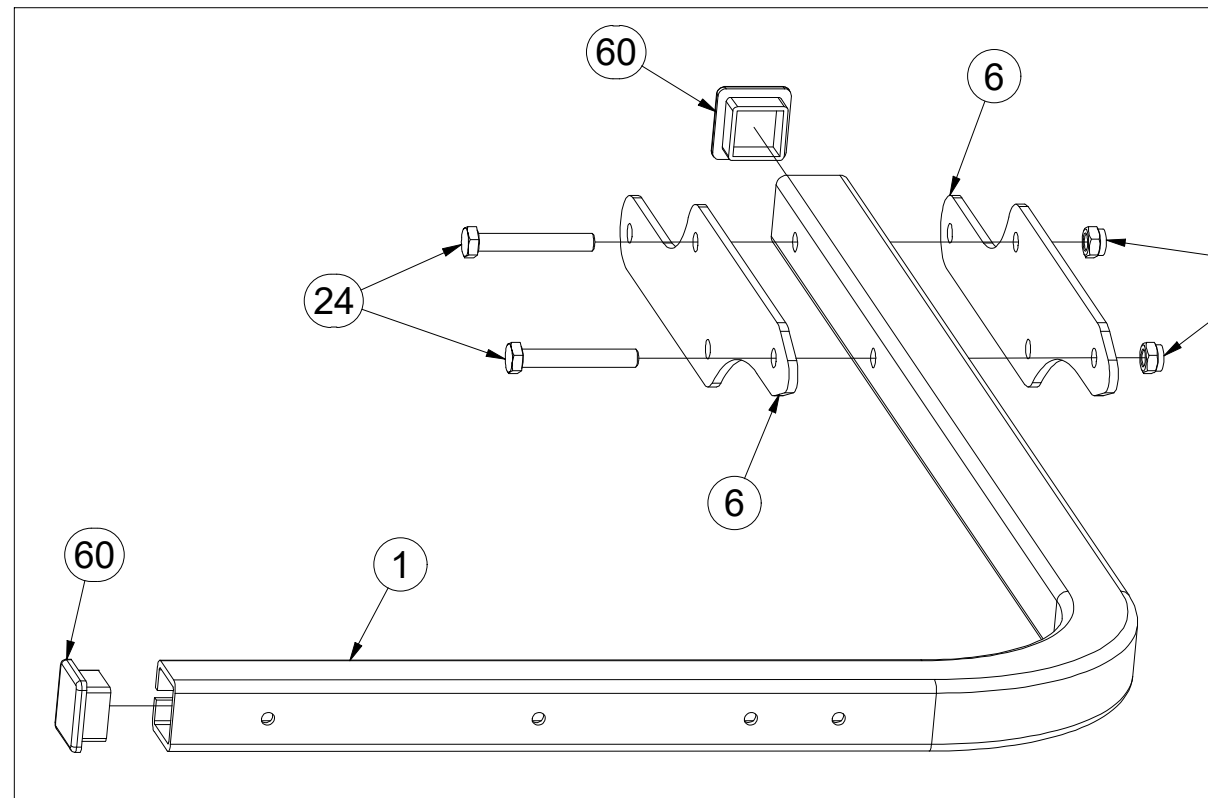
Pos.	Part Number	Pcs.
3	3009545	1
4	3009546	1

CZ TERČE  
 D SCHEIBE  
 F CIBLES

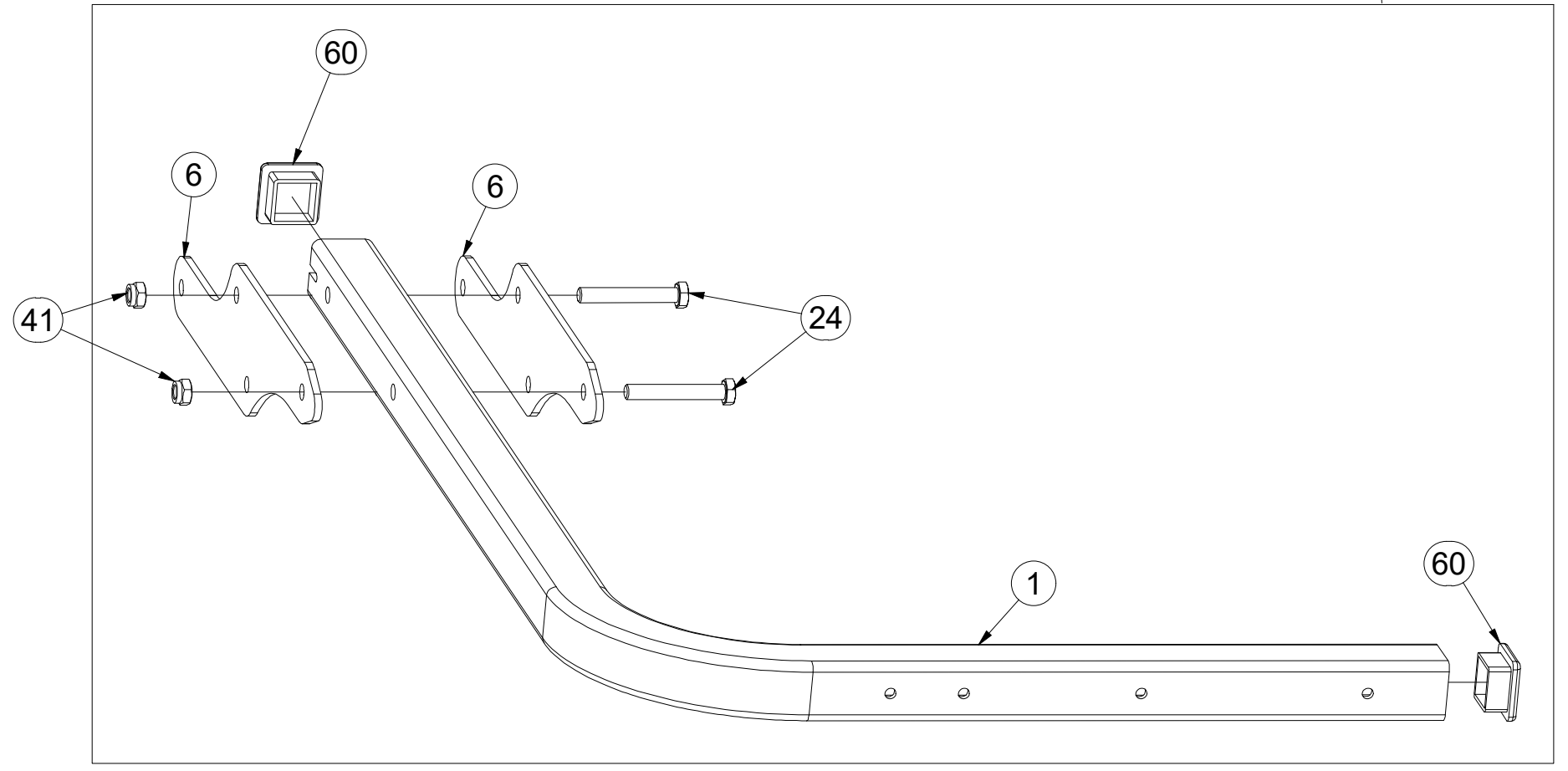
GB DISCS  
 RU ЩИТКИ  
 PL TARCZE



**3007571**



Pos.	Part Number	Pcs.
1	VZ00013797	2
6	VZ00013798	4
24	m07787	4
41	m04301	12
60	m09445	4

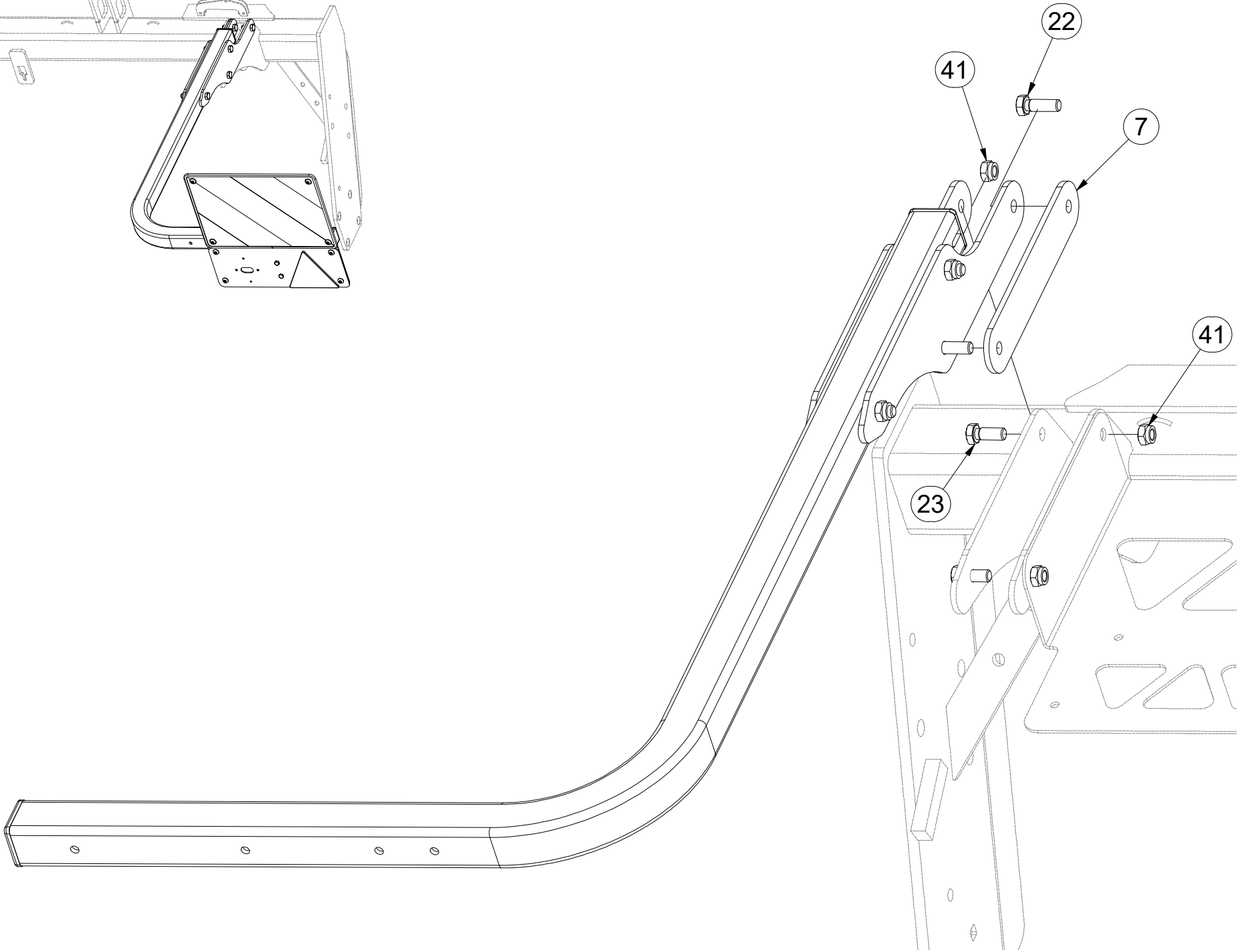
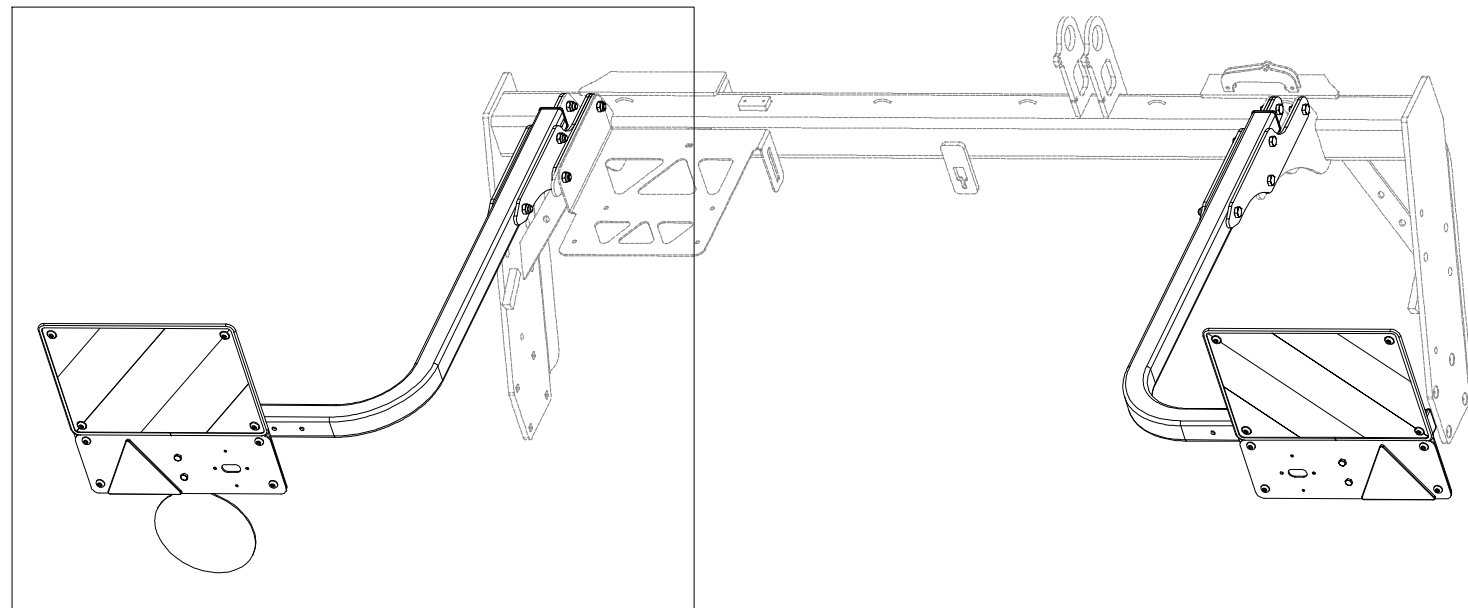


(CZ) TERČE  
 (D) SCHEIBE  
 (F) CIBLES

(GB) DISCS  
 (RU) ЩИТКИ  
 (PL) TARCZE



**3007571**



Pos.	Part Number	Pcs.
7	4014548	2
22	m04343	4
23	m04039	4
41	m04301	12

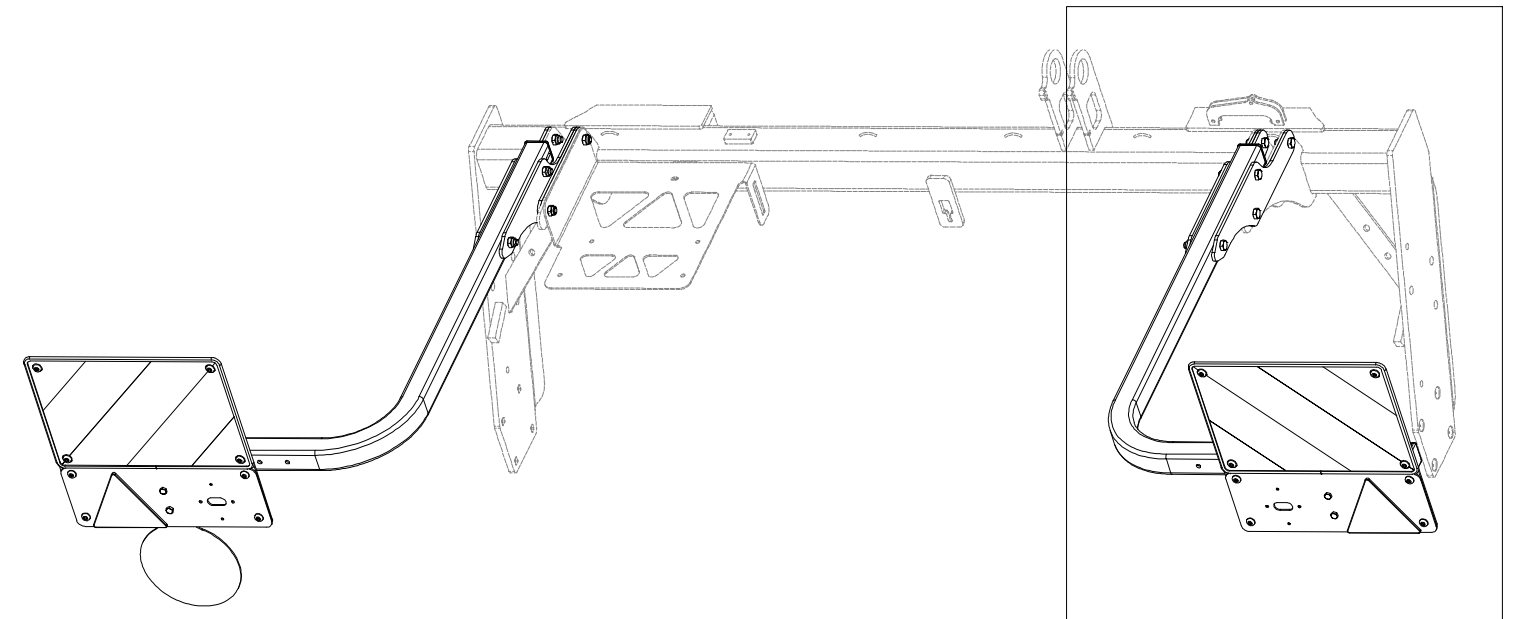
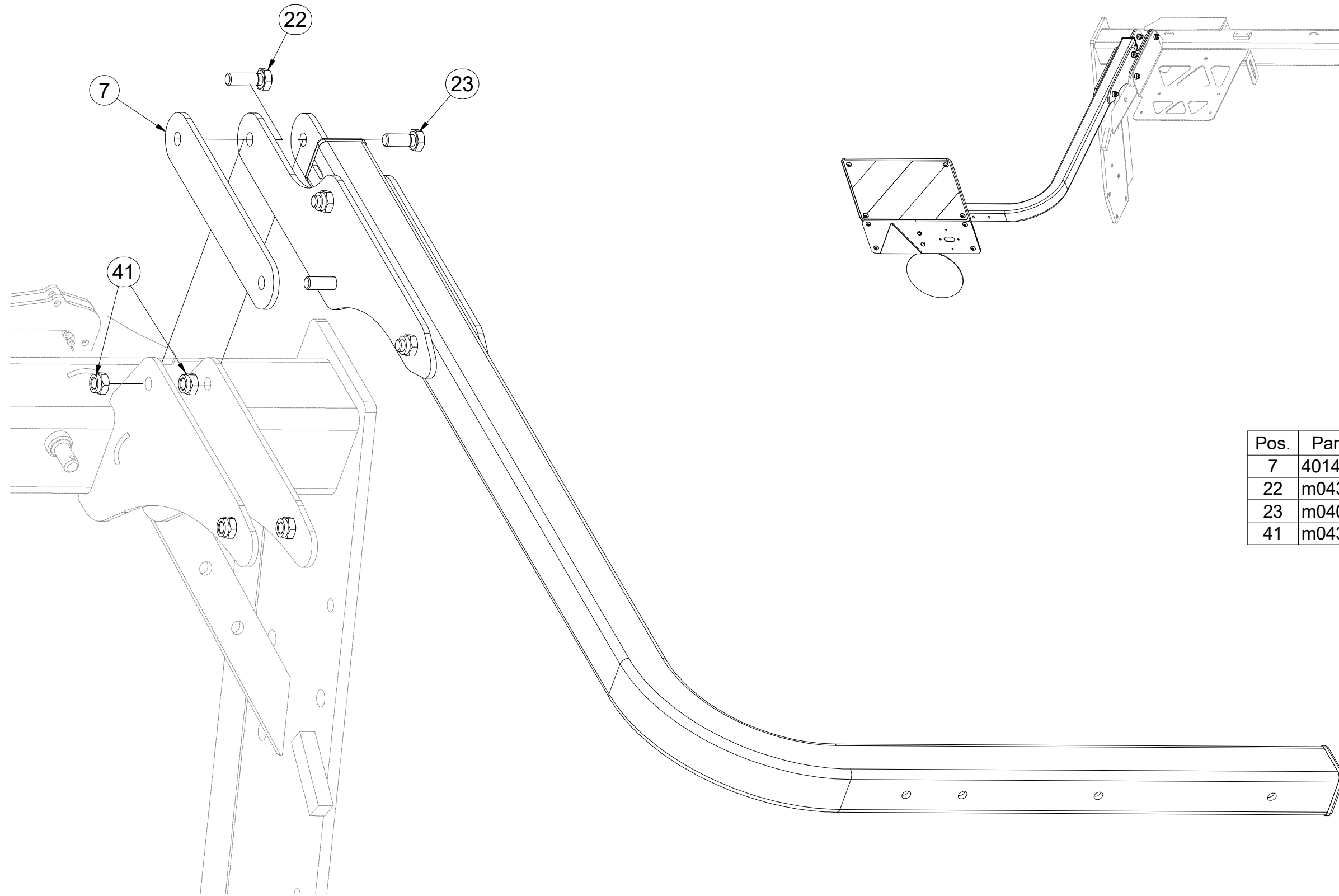


CZ TERČE  
 D SCHEIBE  
 F CIBLES

GB DISCS  
 RU ЩИТКИ  
 PL TARCZE



**3007571**



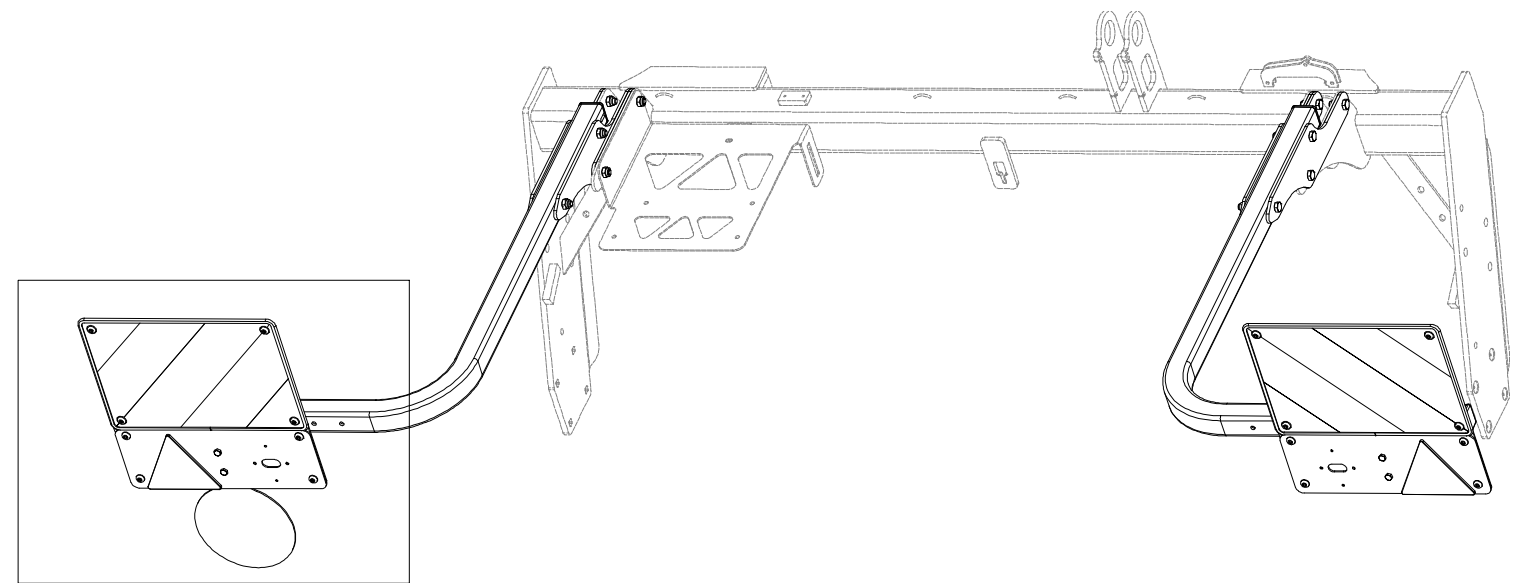
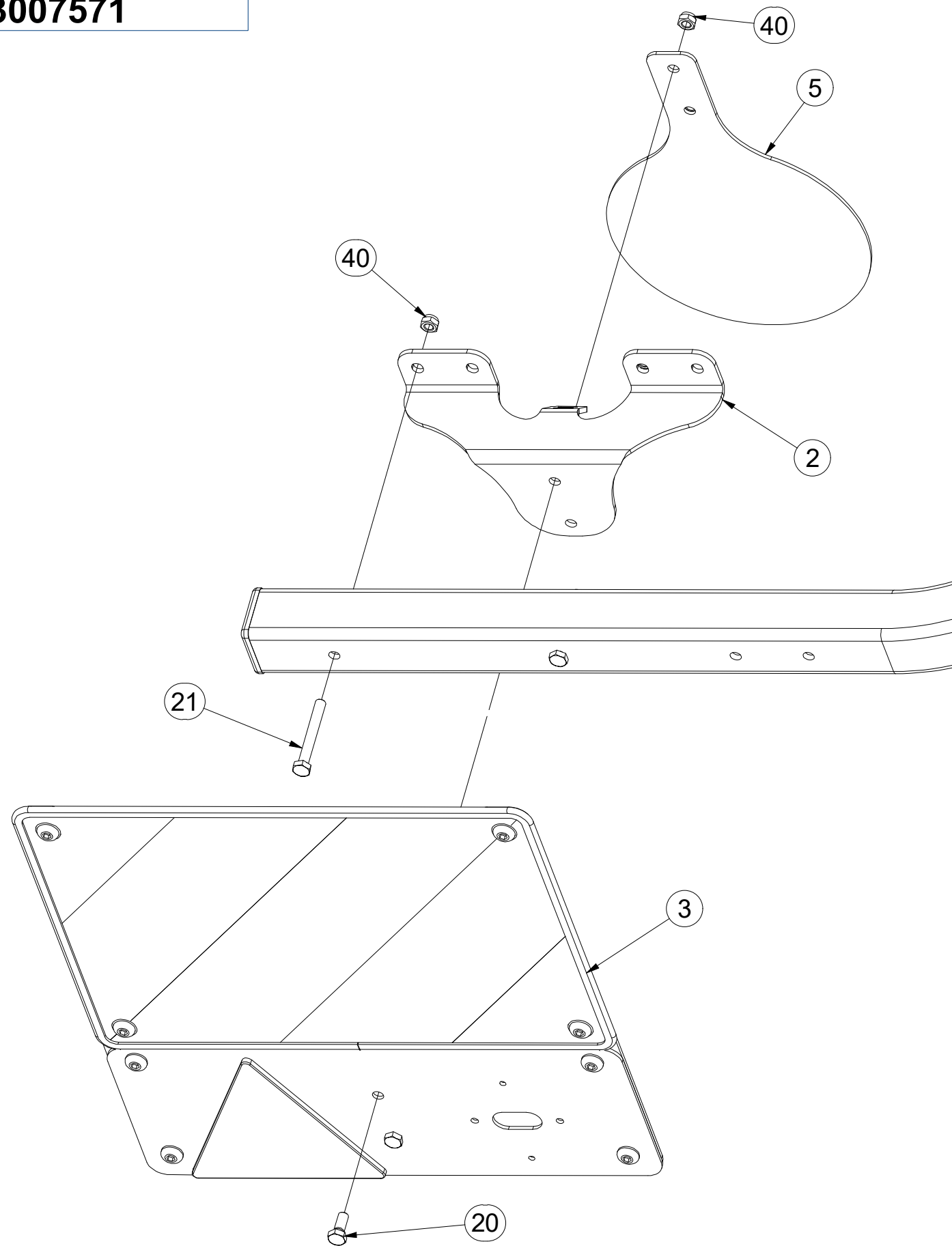
Pos.	Part Number	Pcs.
7	4014548	2
22	m04343	4
23	m04039	4
41	m04301	12

- ⒸZ TERČE
- Ⓓ SCHEIBE
- Ⓕ CIBLES

- ⒼB DISCS
- ⒺU ЩИТКИ
- ⒼL TARCZE



**3007571**



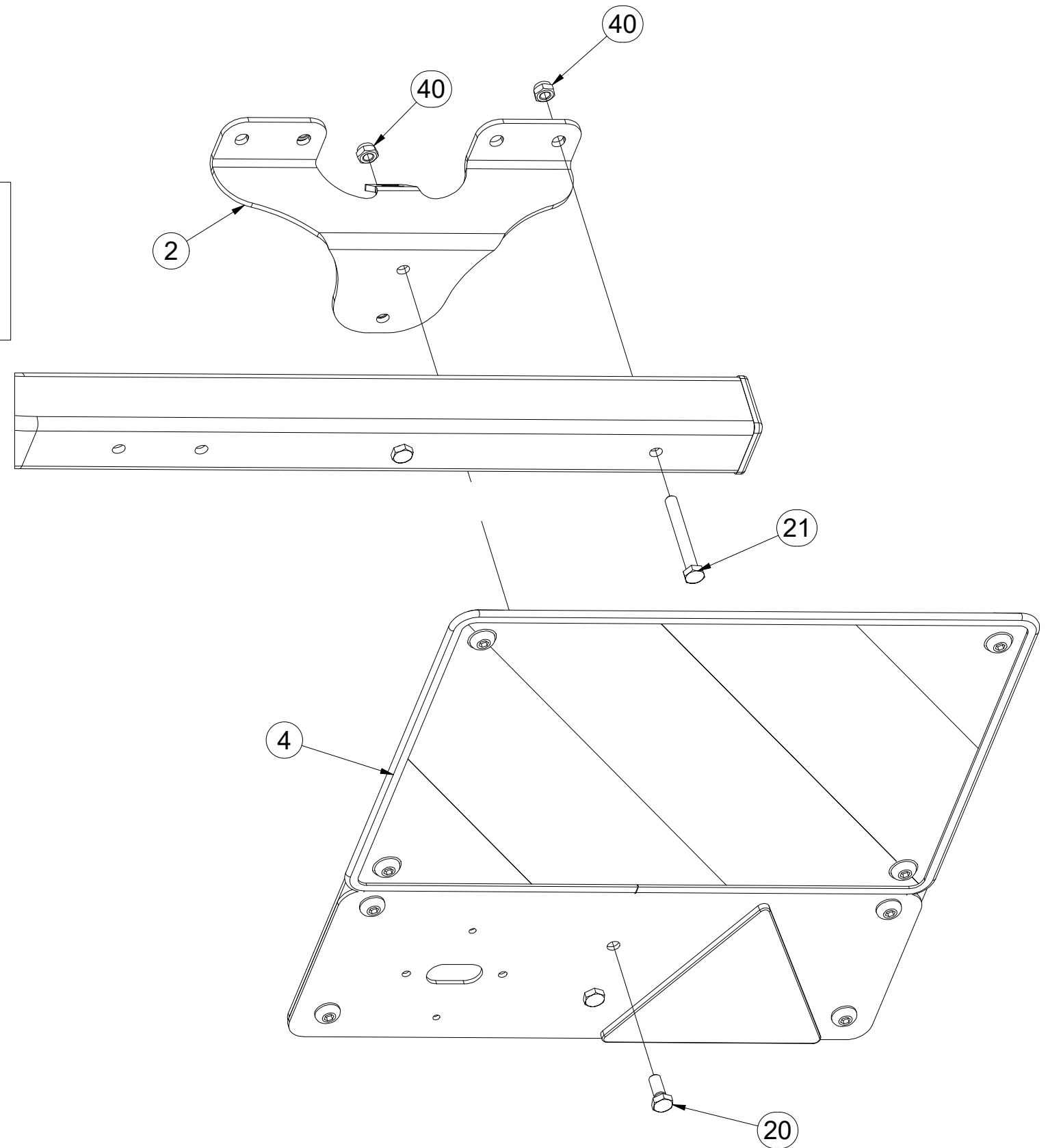
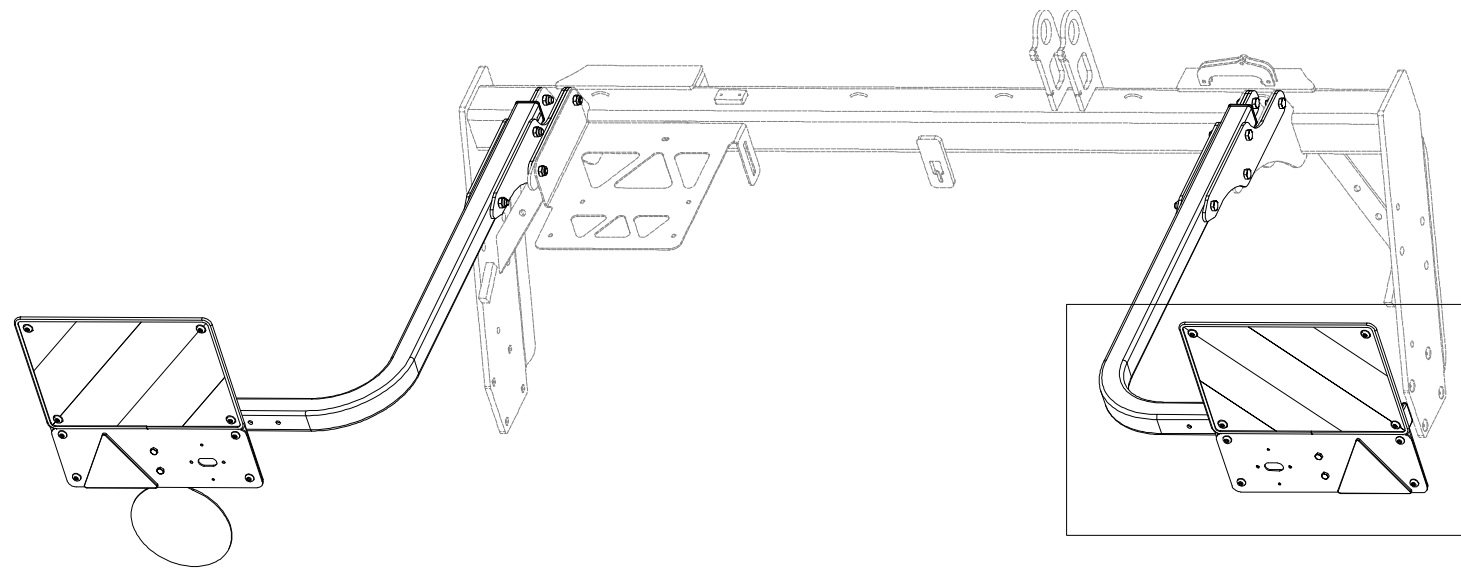
Pos.	Part Number	Pcs.
2	VZ00013818	2
3	3009545	1
5	4019111	1
20	m01089	4
21	m03931	4
40	m04503	8

CZ TERČE  
 D SCHEIBE  
 F CIBLES

GB DISCS  
 RU ЩИТКИ  
 PL TARCZE



**3007571**



Pos.	Part Number	Pcs.
2	VZ00013818	2
4	3009546	1
20	m01089	4
21	m03931	4
40	m04503	8

ⒸZ TERČ ZADNÍ LEVÝ

Ⓓ SCHILD, HINTERES, LINKES

Ⓕ CIBLE ARRIÈRE GAUCHE

ⒸB LEFT REAR DISC

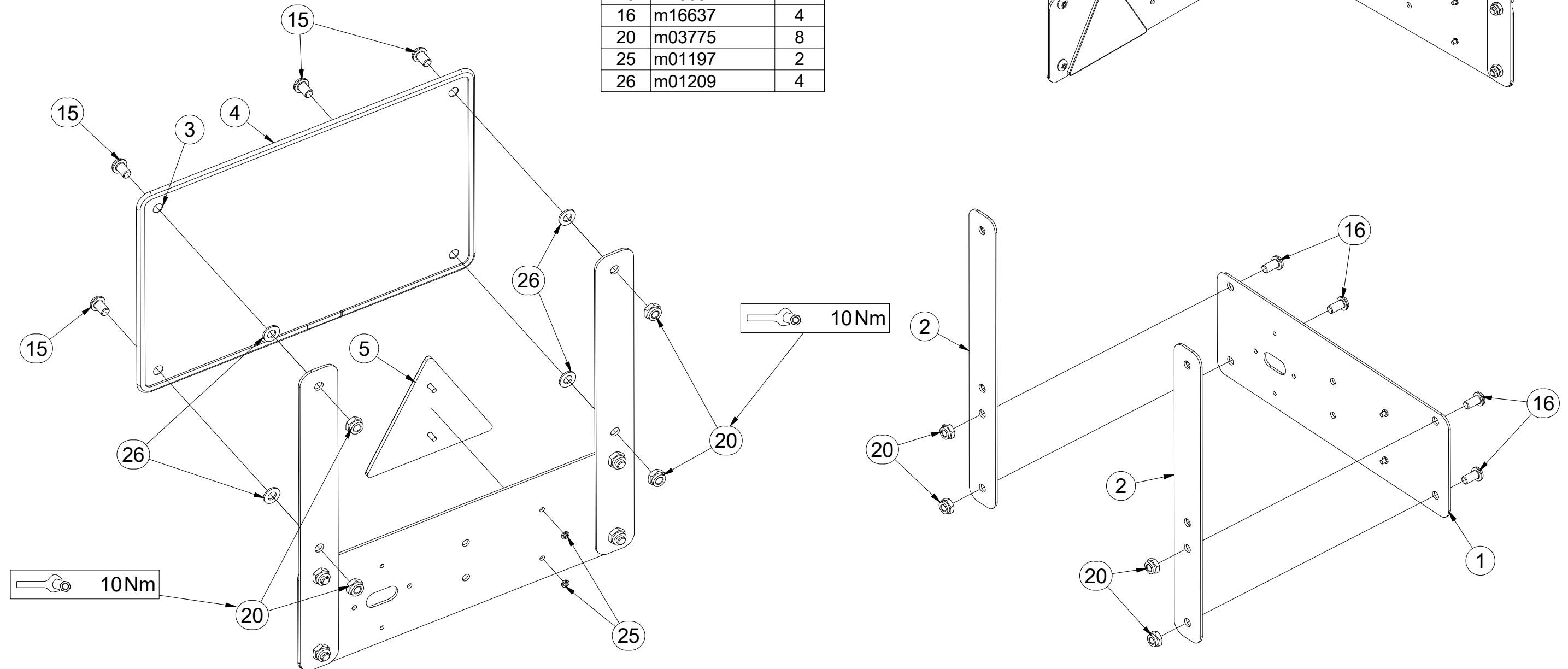
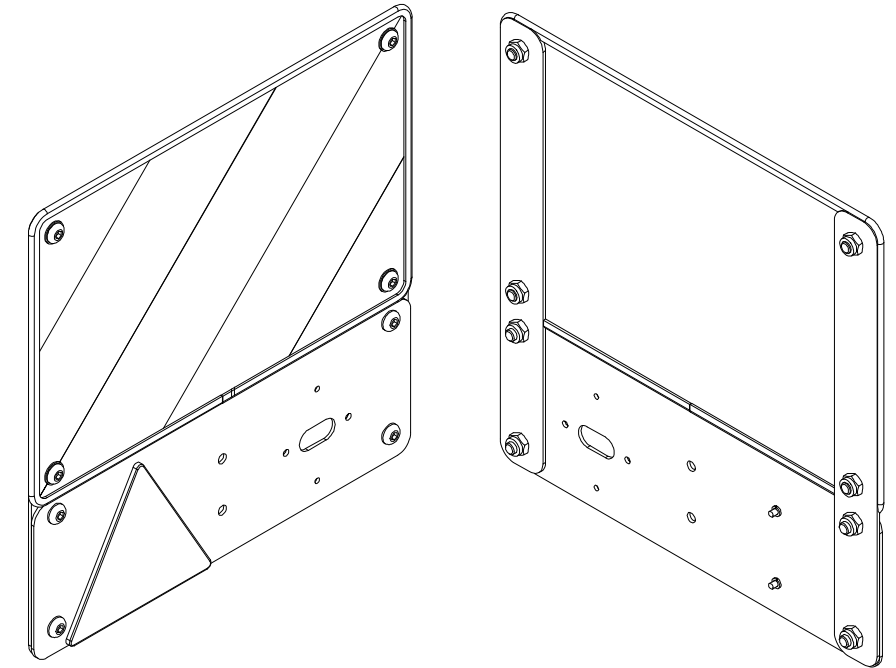
ⒸU ЩИТОК ЗАДНИЙ ЛЕВЫЙ

ⒸL TARCZA TYLNA LEWA



**3009545**

Pos.	Part Number	Pcs.
1	4019110	1
2	4019249	2
3	m17941	1
4	m16628	1,4 m
5	m02497	1
15	m16687	4
16	m16637	4
20	m03775	8
25	m01197	2
26	m01209	4





ⒸZ TERČ ZADNÍ PRAVÝ

Ⓓ SCHILD, HINTERES, RECHTES

Ⓕ CIBLE ARRIÈRE DROITE

ⒼB RIGHT REAR DISC

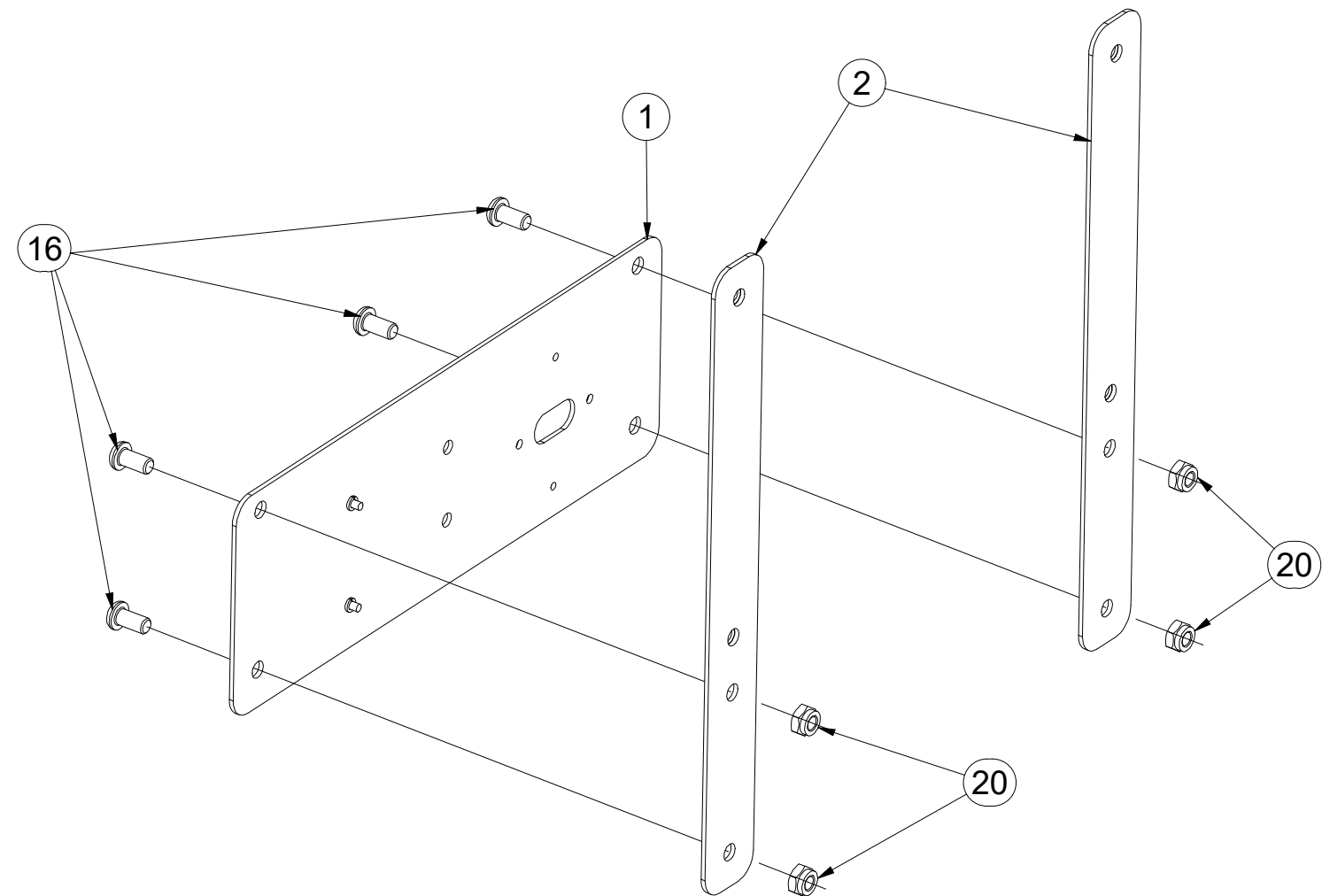
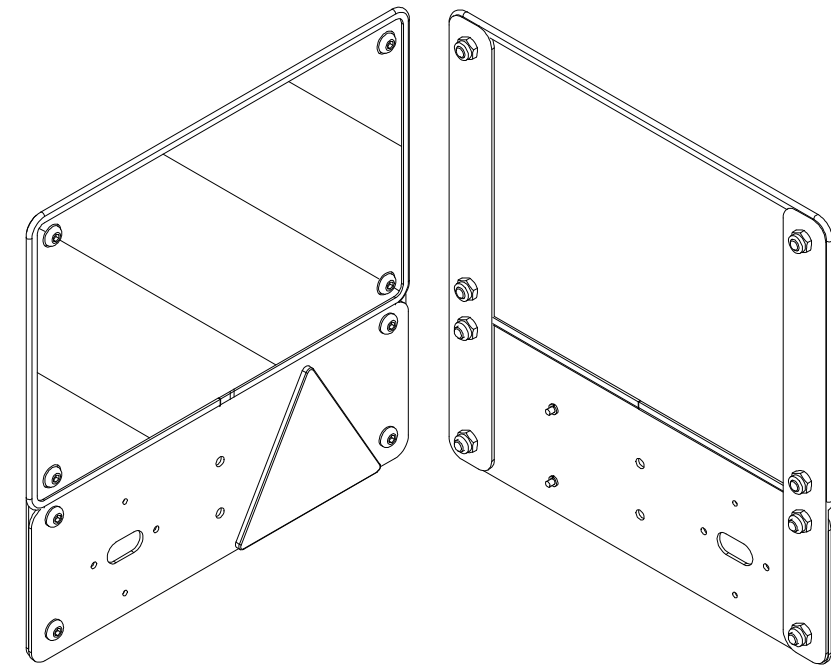
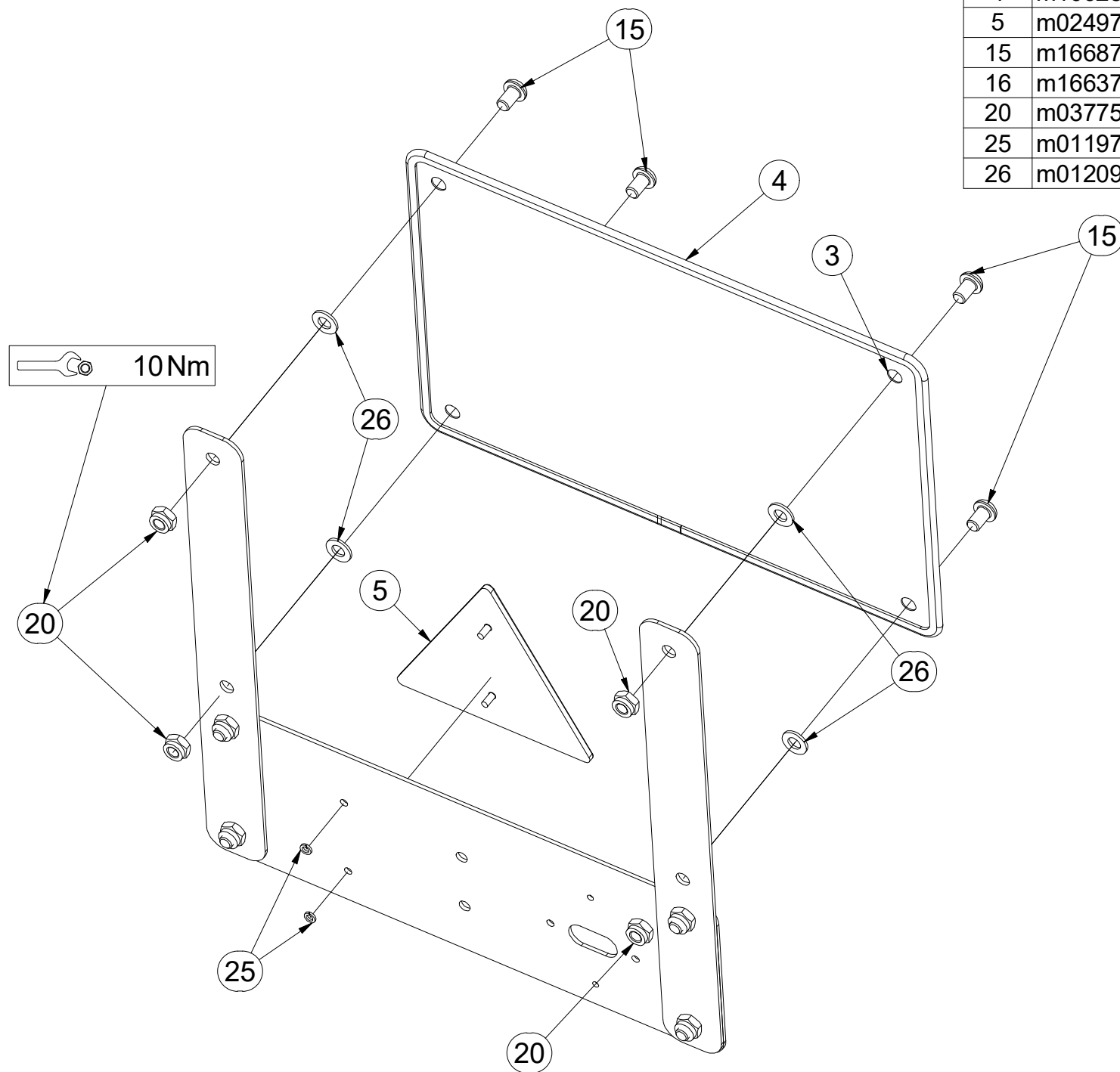
ⒶЩИТОК ЗАДНИЙ ПРАВЫЙ

Ⓐ TARCZA TYLNA PRAWA



**3009546**

Pos.	Part Number	Pcs.
1	4019110	1
2	4019249	2
3	m17940	1
4	m16628	1,4 m
5	m02497	1
15	m16687	4
16	m16637	4
20	m03775	8
25	m01197	2
26	m01209	4



ⒸZ VÝSTRAŽNÝ TROJÚHELNÍK

Ⓓ WARNDREIECK

Ⓕ TRIANGLE D'AVERTISSEMENT

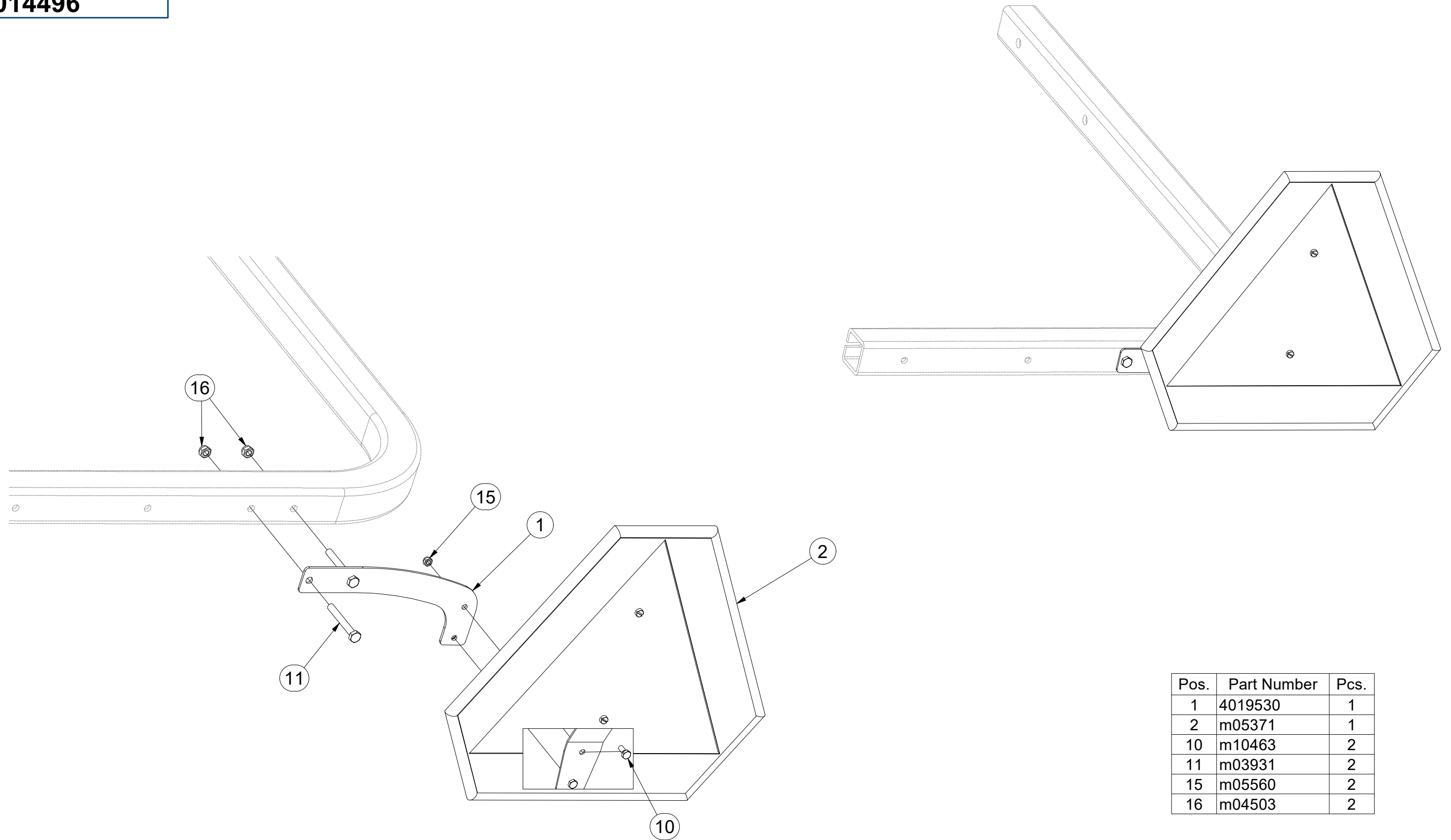
ⒼB EMERGENCY TRIANGLE

Ⓔ RU ЗНАК АВАРИЙНОЙ ОСТАНОВКИ

Ⓗ PL TRÓJKAT OSTRZEGAWCZY

**Farmet**

**4014496**



Pos.	Part Number	Pcs.
1	4019530	1
2	m05371	1
10	m10463	2
11	m03931	2
15	m05560	2
16	m04503	2

Ⓒ SOUPRAVA TĚSNIVA PÍSTNIC

Ⓓ KOLBENSTANGENDICHTUNGSMITTELSATZ

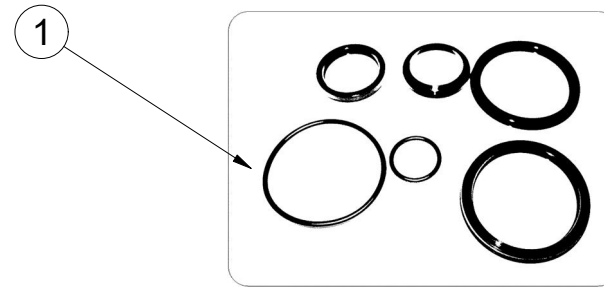
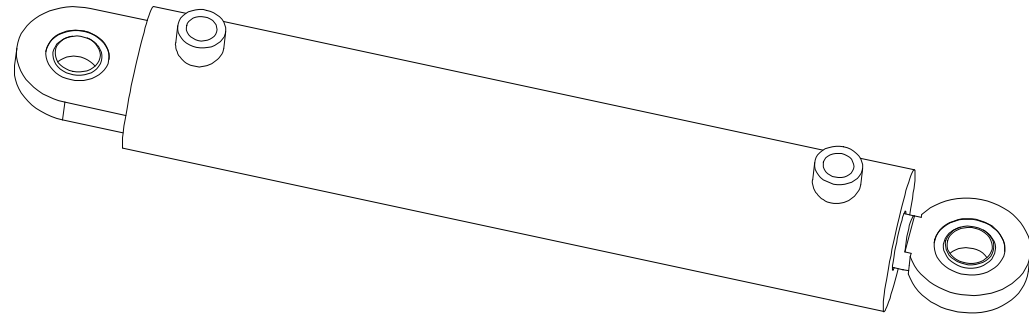
Ⓕ SET DE GARNITURE DES TIGES DE PISTON

Ⓖ SEALING SET FOR PISTON RODS

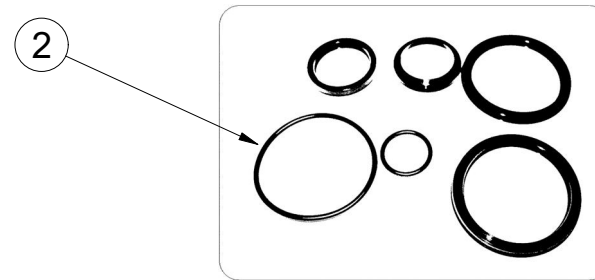
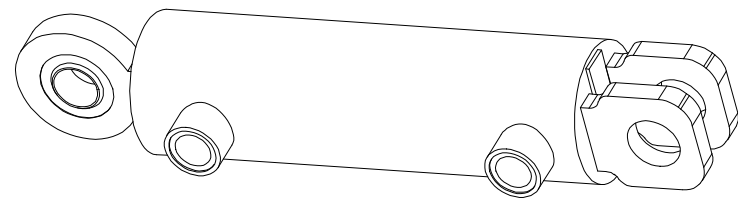
Ⓡ КОМПЛЕКТ ПРОКЛАДОК ЦИЛИНДРОВ

Ⓟ ZESTAW USZCZELEK TRZPIENIA TŁOKA

**Farmet**



VZ00004544- $\varnothing 80/\varnothing 40-400$		
Pos	Part number	Pcs
1	m20702	2



VZ00014414 - $\varnothing 63/\varnothing 32-160$		
Pos	Part number	Pcs
2	m22613	3

Ⓒ SVĚTELNÁ SADA

Ⓓ LEUCHTENSATZ

Ⓕ KIT LUMINEUX

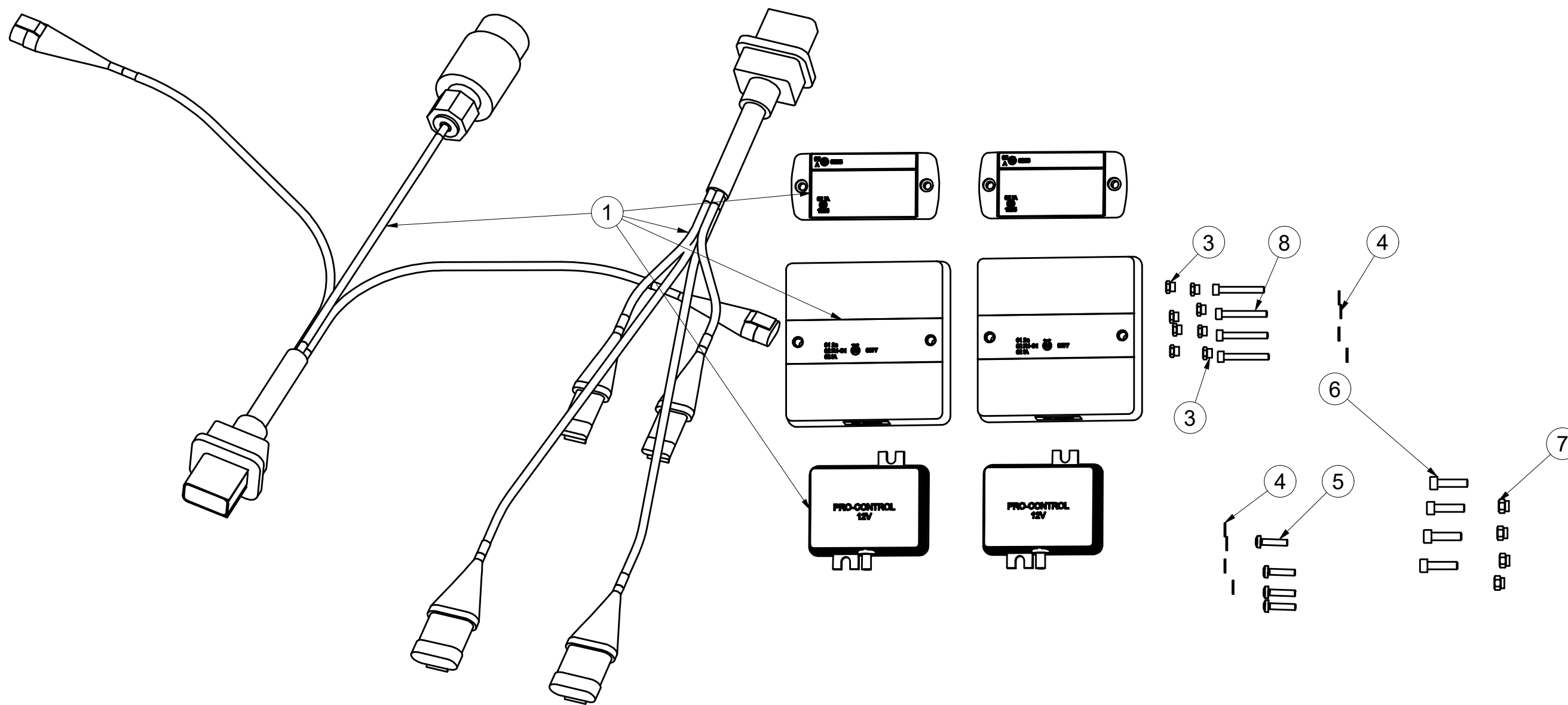
Ⓖ LIGHTING SET

Ⓡ ОСВЕТИТЕЛЬНЫЙ КОМПЛЕКТ

Ⓟ ZESTAW OŚWIETLENIA



**3010733**



Pos.	Part Number	Pcs.
1	m17254	1
3	m05562	8
4	m05597	8
5	m15790	4
6	m10591	4
7	m06236	4
8	m16861	4



Ⓒ SVĚTELNÁ SADA

Ⓓ LEUCHTENSATZ

Ⓕ KIT LUMINEUX

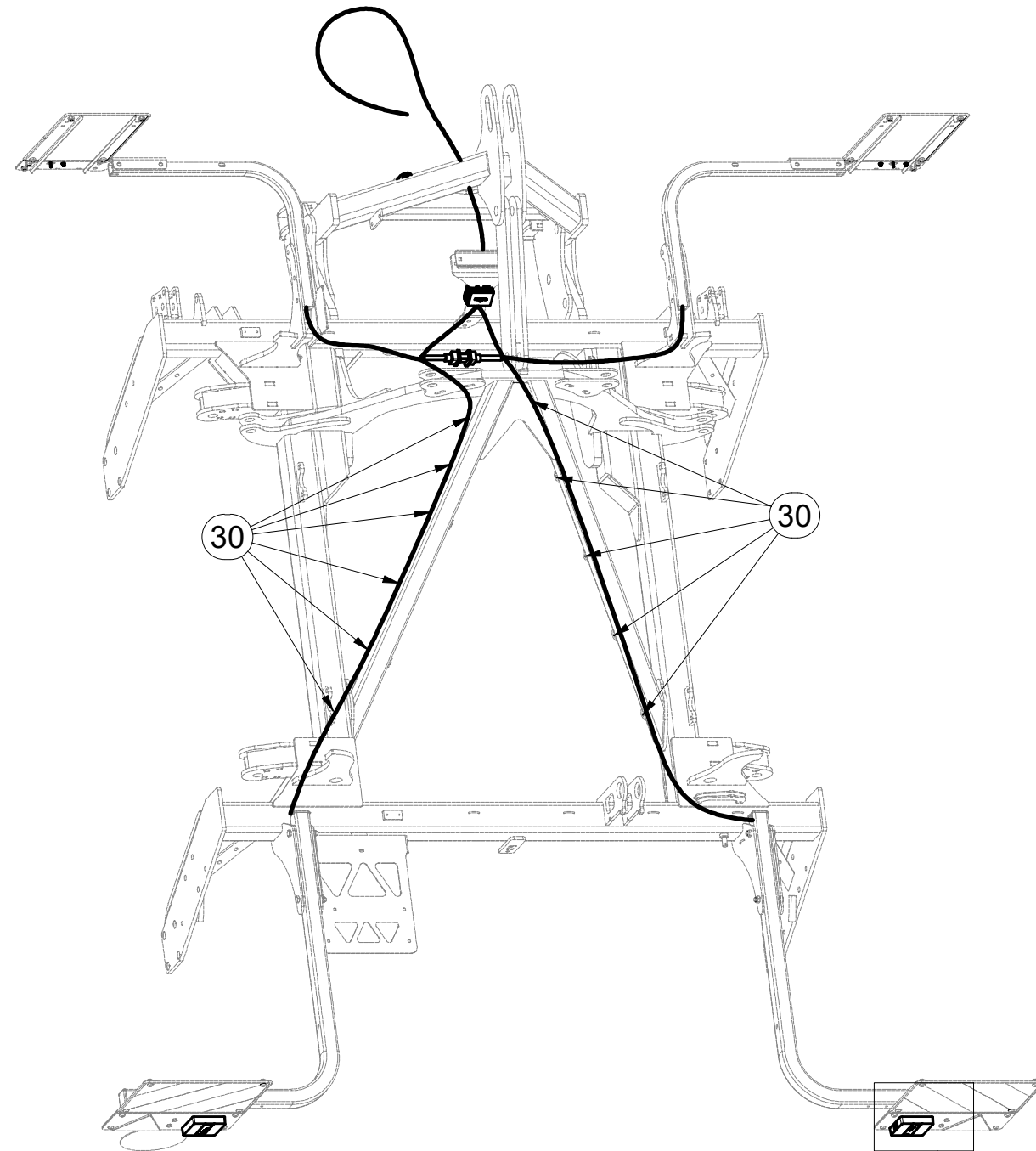
**3010733**

Ⓖ LIGHTING SET

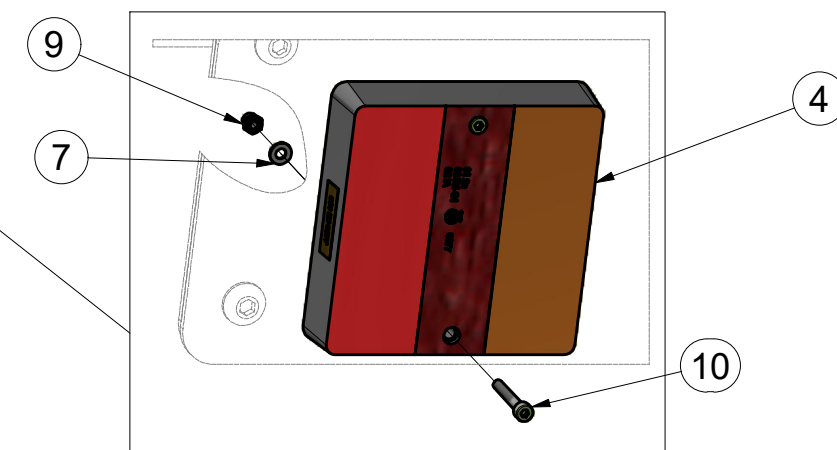
Ⓡ ОСВЕТИТЕЛЬНЫЙ КОМПЛЕКТ

Ⓟ ZESTAW OŚWIETLENIA

**Farmet**



Pos.	Part Number	Pcs.
4	m17254	1
9	m05562	8
7	m05597	8
10	m16861	4
30	m05566	50



Ⓒ SVĚTELNÁ SADA

Ⓓ LEUCHTENSATZ

Ⓕ KIT LUMINEUX

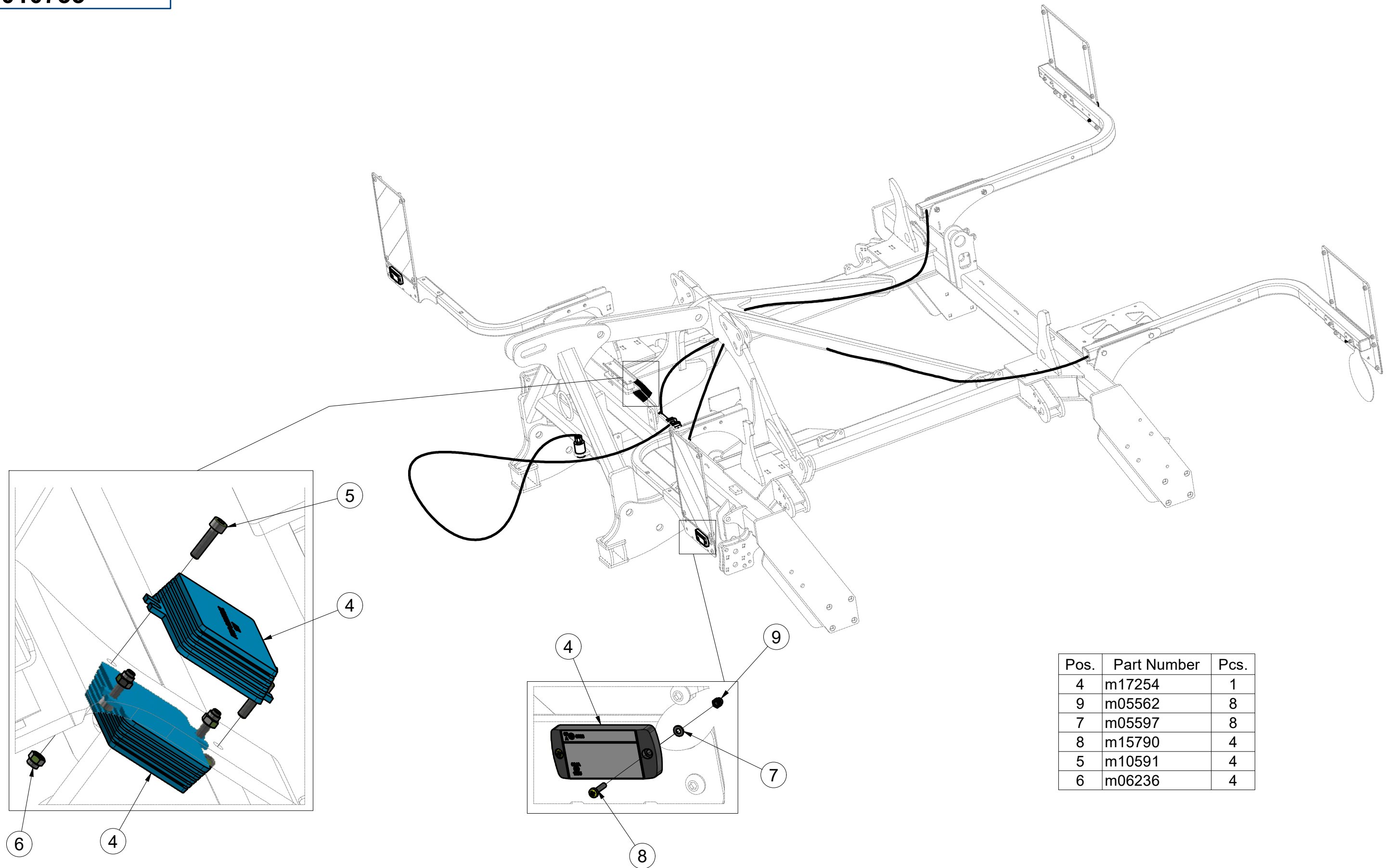
Ⓖ LIGHTING SET

Ⓡ ОСВЕТИТЕЛЬНЫЙ КОМПЛЕКТ

Ⓟ ZESTAW OŚWIETLENIA



**3010733**



Pos.	Part Number	Pcs.
4	m17254	1
9	m05562	8
7	m05597	8
8	m15790	4
5	m10591	4
6	m06236	4

Ⓒ SVĚTELNÁ SADA

Ⓓ LEUCHTENSATZ

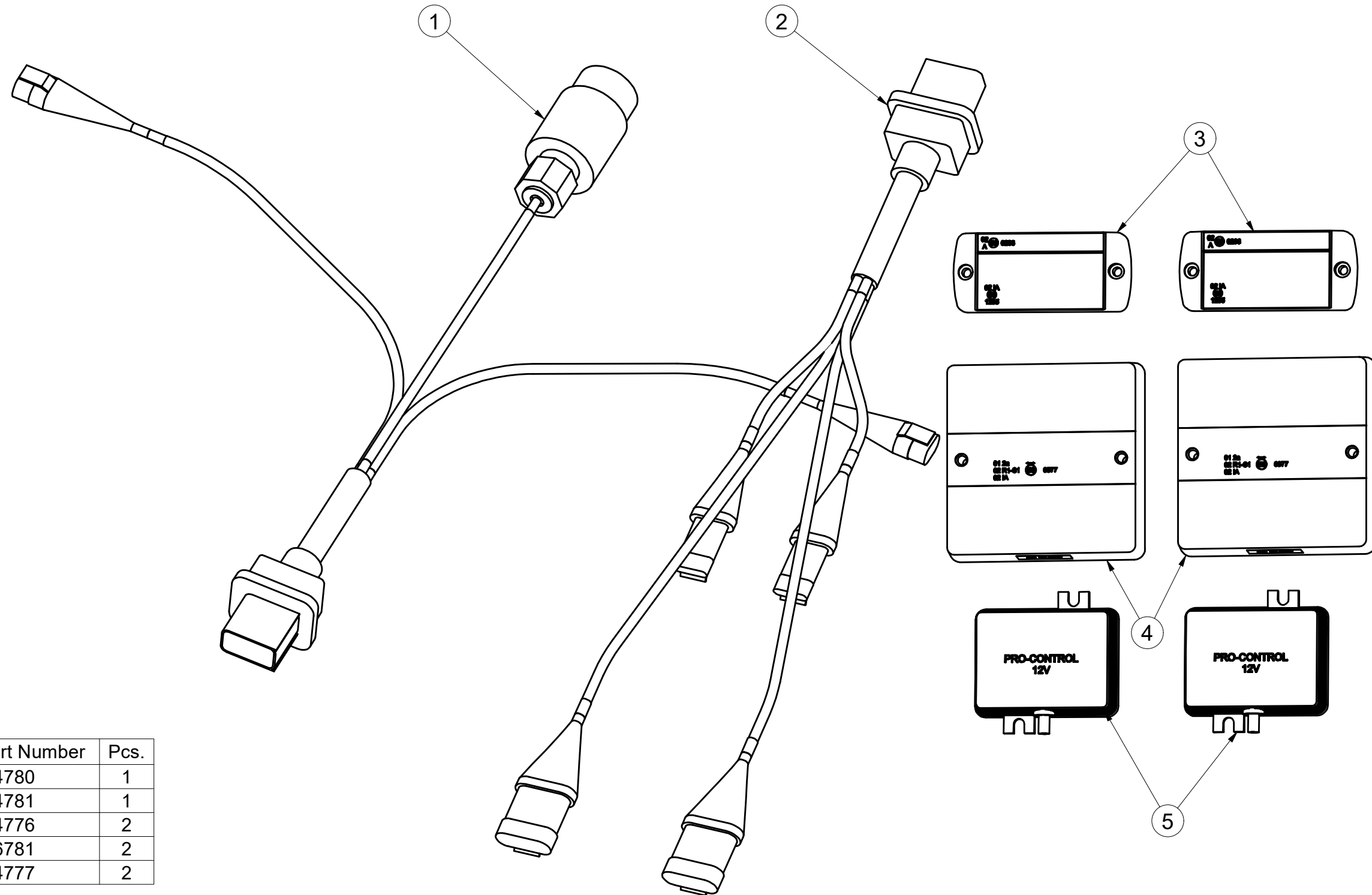
Ⓕ KIT LUMINEUX

**m17254**

Ⓖ LIGHTING SET

Ⓡ ОСВЕТИТЕЛЬНЫЙ КОМПЛЕКТ

Ⓟ ZESTAW OŚWIETLENIA



Pos.	Part Number	Pcs.
1	m14780	1
2	m14781	1
3	m14776	2
4	m16781	2
5	m14777	2



- Ⓒ UTAHOVACÍ MOMENTY ŠROUBŮ  
 Ⓓ ANZUGMOMENTE VON SCHRAUBEN  
 Ⓕ COUPLES DE SERRAGE DES VIS

- Ⓒ SCREW TIGHTENING TORQUE  
 Ⓓ МОМЕНТЫ ЗАЖАТИЯ БОЛТОВ  
 Ⓕ MOMENTY DOKRĘCANIA ŚRUB



P		5.8	8.8	10.9	12.9	Z	
D	R	Mu	Mu	Mu	Mu	DIN 7991	ISO 10642
mm	mm	Nm	Nm	Nm	Nm	Nm	Nm
M6	1	6	9	13	15	7,2	7,9
M8	1,25	14	22	32	38	17	19
M10	1,5	29	44	64	75	35	38
M12	1,75	49	76	111	130	58	65
M14	2	79	120	176	206	93	100
M16	2	123	188	276	323	144	158
M18	2,5	169	257	378	443	-	220
M20	2,5	239	365	536	628	-	310
M22	2,5	329	529	738	864	-	420
M24	3	413	629	924	1082	-	530
M27	3	613	934	1372	1606	-	-
M30	3,5	832	1267	1862	2179	-	-
M33	3,5	1130	1723	2530	2961	-	-
M36	4	1451	2210	3246	3799	-	-
M39	4	1885	2872	4217	4936	-	-
M42	4,5	2322	3538	5196	6080	-	-
M45	4,5	2909	4433	6511	7619	-	-
M48	5	3513	535	7862	9200	-	-
M52	5	4524	6895	10123	11849	-	-
M56	5,5	5636	8589	12614	14761	-	-

- Mu - Ⓒ UTAHOVACÍ MOMENT  
 Ⓓ ANZUGMOMENTE  
 Ⓕ COUPLE DE SERRAGE  
 Ⓒ TIGHTENING TORQUE  
 Ⓓ МОМЕНТ ЗАЖАТИЯ  
 Ⓕ MOMENT DOKRĘCANIA
- D - Ⓒ JMENOVITÝ PRŮMĚR  
 Ⓓ NENNDURCHMESSER  
 Ⓕ DIAMETRE NOMINAL  
 Ⓒ NOMINAL DIAMETER  
 Ⓓ НОМИНАЛЬНЫЙ ДИАМЕТР  
 Ⓕ ŚREDNICA NOMINALNA
- R - Ⓒ ROZTEČ ZÁVITU - STOUPÁNÍ  
 Ⓓ GEWINDESTEIGUNG  
 Ⓕ PAS DE FILET - PAS  
 Ⓒ SCREW PITCH – LEAD  
 Ⓓ ШАГ РЕЗЬБЫ  
 Ⓕ ROZSTAW GWINTU - SKOKI
- P - Ⓒ PEVNOST  
 Ⓓ FESTIGKEIT  
 Ⓕ RÉSISTANCE  
 Ⓒ STRENGTH  
 Ⓓ ПРОЧНОСТЬ  
 Ⓕ WYTRZYMA OŚĆ
- Z - Ⓒ ZÁPUSTNÉ ŠROUBY  
 Ⓓ SENKKOPFSCHRAUBEN  
 Ⓕ VIS A TETE FRAISEE  
 Ⓒ COUNTERSUNK SCREWS  
 Ⓓ БОЛТЫ С УТОПЛЕННОЙ ГОЛОВКОЙ  
 Ⓕ ŚRUBY Z ŁBEM STOŻKOWYM PŁASKIM

- Ⓒ Hodnoty momentů jsou poníženy o -10% oproti tabulkovým hodnotám. Šroubové spoje utahujte dle vyznačeného utahovacího momentu v dokumentaci. Pokud není utahovací moment v dokumentaci vyznačen, utahujte dle obecné tabulky. Pokud je v dokumentaci definován spoj šroubu a matice o různých pevnostech, vždy utahujte na moment komponenty nižší.
- Ⓓ Die Werte der Anzugsmomente sind um 10 % gegenüber den Tabellenwerten verringert. Ziehen Sie die Schraubverbindungen gemäß dem in der Dokumentation festgeschriebenen Anzugsmoment an. Sofern das Anzugsmoment nicht in der Dokumentation aufgeführt ist, ziehen Sie sie gemäß der allgemeinen Tabelle an. Wenn in der Dokumentation eine Verbindung von Schraube und Mutter mit verschiedene Festigkeiten definiert ist, wird immer mit dem Moment des Bauteils mit der geringeren Festigkeit angezogen.
- Ⓕ Les valeurs des couples de serrage sont baissées de 10% par rapport aux valeurs de tableau. Serrez les raccords à vis selon le couple de serrage indiqué dans les documents. Si le couple de serrage n'est pas indiqué dans les documents, serrez selon le tableau général. Si les documents définissent un assemblage par boulon de diverses résistances, serrez toujours au moment de la composante avec résistance inférieure.
- Ⓒ The torque values are reduced by 10% compared to the table values. Tighten the screw joints according to the tightening torque stated in the documentation. If the tightening torque is not stated in the documentation, tighten according to the general table. If there is a joint with a screw and a nut at different strengths in the documentation, always tighten to the torque of the component with lower strength.
- Ⓓ Значения моментов затяжки уменьшены на 10% по сравнению с данными в таблице. Резьбовые соединения зажимайте с установленным в документации моментом зажатия. Если в документации не указан момент зажатия, то зажимайте по действующей в общем таблице. Если в документации установлено соединение из болта и гайки различной прочности, всегда зажимайте с моментом для компонента с меньшей прочностью.
- Ⓕ Wartości momentów dokręcania są obniżone o 10% w stosunku do wartości z tabeli. Połączenia śrubowe należy dokręcać zgodnie z momentem obrotowym w dokumentacji. Jeśli w dokumentacji nie ma podanego momentu obrotowego, należy dokręcać zgodnie z ogólną tabelą. Jeśli w dokumentacji zdefiniowane jest połączenie ze śrubą nakrętką różnych wytrzymałościach, zawsze należy dokręcać zachowując moment dokręcania komponentu z niższą wytrzymałością.

- Ⓒ UTAHOVACÍ MOMENTY ŠROUBŮ  
 Ⓓ ANZUGMOMENTE VON SCHRAUBEN  
 Ⓕ COUPLES DE SERRAGE DES VIS

- Ⓖ SCREW TIGHTENING TORQUE  
 Ⓡ МОМЕНТЫ ЗАЖАТИЯ БОЛТОВ  
 Ⓟ MOMENTY DOKRĘCANIA ŚRUB



- Ⓒ **OBECNÝ PŘEDPIS UTAHOVÁNÍ ZAJIŠTĚNÍ ČEPOVÝCH SPOJŮ:**  
 Ⓓ **ALLGEMEINE VORSCHRIFT FÜR DAS ANZIEHEN VON BOLZENVERBINDUNGEN:**  
 Ⓕ **CONSIGNE GENERALE POUR LE SERRAGE DES ARTICULATIONS CYLINDRIQUES:**  
 Ⓖ **GENERAL INSTRUCTION FOR TIGHTENING THE SECURING OF PIN JOINTS:**  
 Ⓡ **ОБЩЕЕ ОПИСАНИЕ ЗАЖАТИЯ ПРЕДОХРАНЕНИЯ СОЕДИНЕНИЙ ПАЛЬЦАМИ:**  
 Ⓟ **OGÓLNE ZASADY DOKRĘCANIA ZABEZPIECZENIA POŁĄCZEŃ CZOPEM:**



**X**

M8, M10, M12

M14

**M**

09-15Nm

15-25Nm

- X - Ⓒ ROZMĚR ŠROUBU  
 Ⓓ SCHRAUBENGRÖSSE  
 Ⓕ DIMENSIONS DE LA VIS

- Ⓖ BOLT DIMENSION  
 Ⓡ РАЗМЕР БОЛТА  
 Ⓟ ROZMIAR ŚRUBY

- M - Ⓒ ORIENTAČNÍ MOMENT  
 Ⓓ ANZUGSMOMENT  
 Ⓕ COUPLE D'ORIENTATION

- Ⓖ ORIENTATION TORQUE  
 Ⓡ ОРИЕНТАЦИОННЫЙ МОМЕНТ  
 Ⓟ ORIENTACYJNY MOMENT

- Ⓒ Tyto spoje není nutné ověřovat kontrolou momentovým klíčem = stačí vizuálně kontrolovat sešroubování.  
 Ⓓ Diese Verbindungen müssen nicht mit einem Drehmomentschlüssel überprüft werden = es genügt, die Verschraubung visuell zu kontrollieren.  
 Ⓕ Il n'est pas nécessaire de contrôler le serrage à l'aide d'une clé dynamométrique = un contrôle visuel de l'assemblage suffit.  
 Ⓖ These joints do not have to be verified by checking with a torque wrench = visual inspection of bolting is sufficient.  
 Ⓡ Эти соединения не нужно контролировать динамометрическим ключом = достаточно визуально проверять прикручивание.  
 Ⓟ Nie trzeba sprawdzać tych połączeń kluczem dynamometrycznym = wystarczy wizualnie skontrolować dokręcenie.