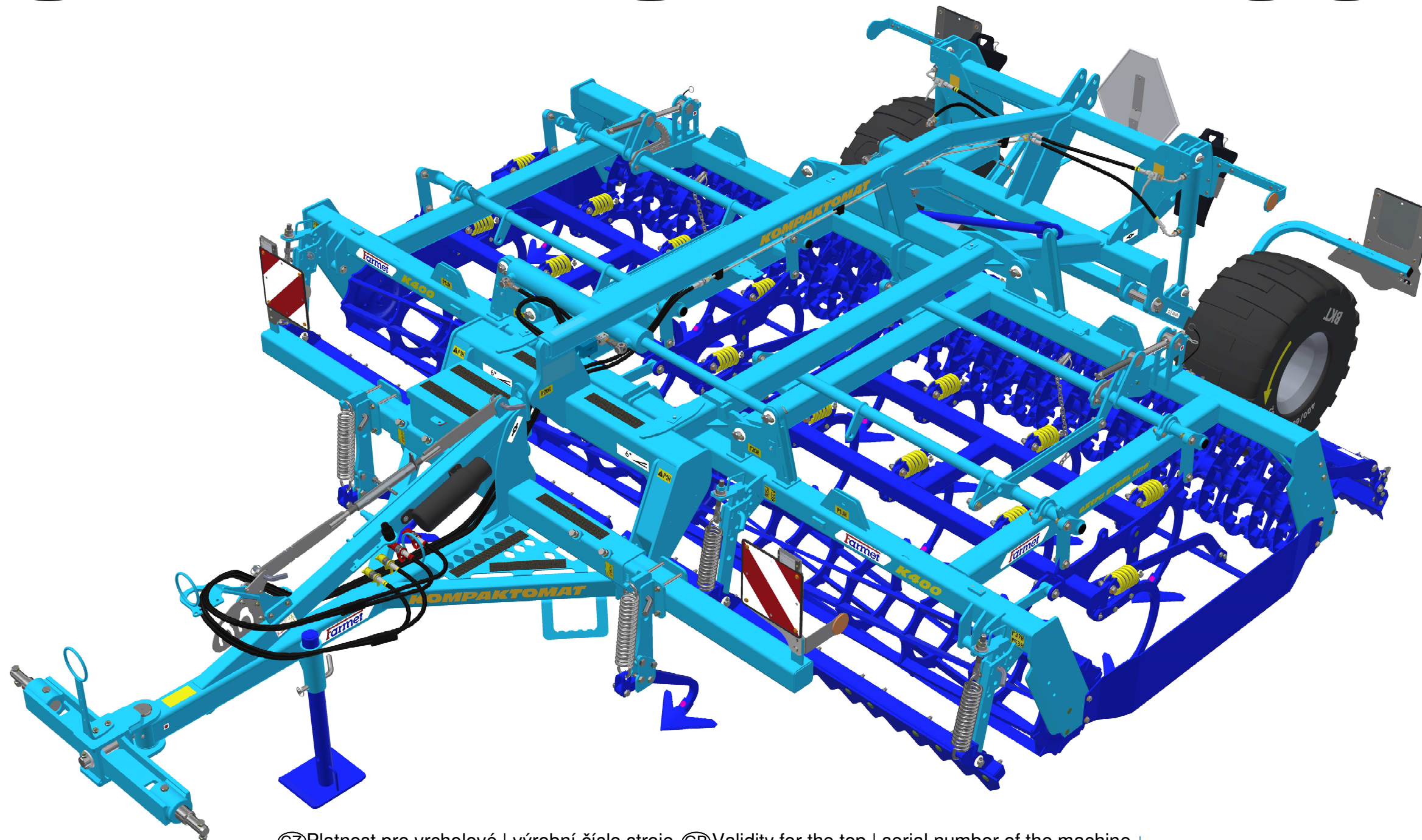


ⒸZ KATALOG NÁHRADNÍCH DÍLŮ ⒸB CATALOGUE OF SPARE PARTS ⒸD ERSATZTEILLISTE  
ⒸRU КАТАЛОГ ЗАПАСНЫХ ЧАСТЕЙ ⒸF CATALOGUE DES PIÈCES DE RECHANGE ⒸPL KATALOG CZĘŚCI ZAMIENNYCH

# КОМПАКТОМАТ K400PS



ⒸZ Platnost pro vrcholové | výrobní číslo stroje ⒸB Validity for the top | serial number of the machine  
ⒸD Gültigkeit für die Haupt- | Herstellungsnummer der Maschine ⒸRU Действительно для главного | заводского номера машины  
ⒸF Validité du numéro de référence | de série de la machine ⒸPL Obowiązuje dla numeru głównego | seryjnego maszyny

9303886 | 2024/0267

ⒸZ NAVIGACE STROJE

ⒸD NAVIGATION DER MASCHINE

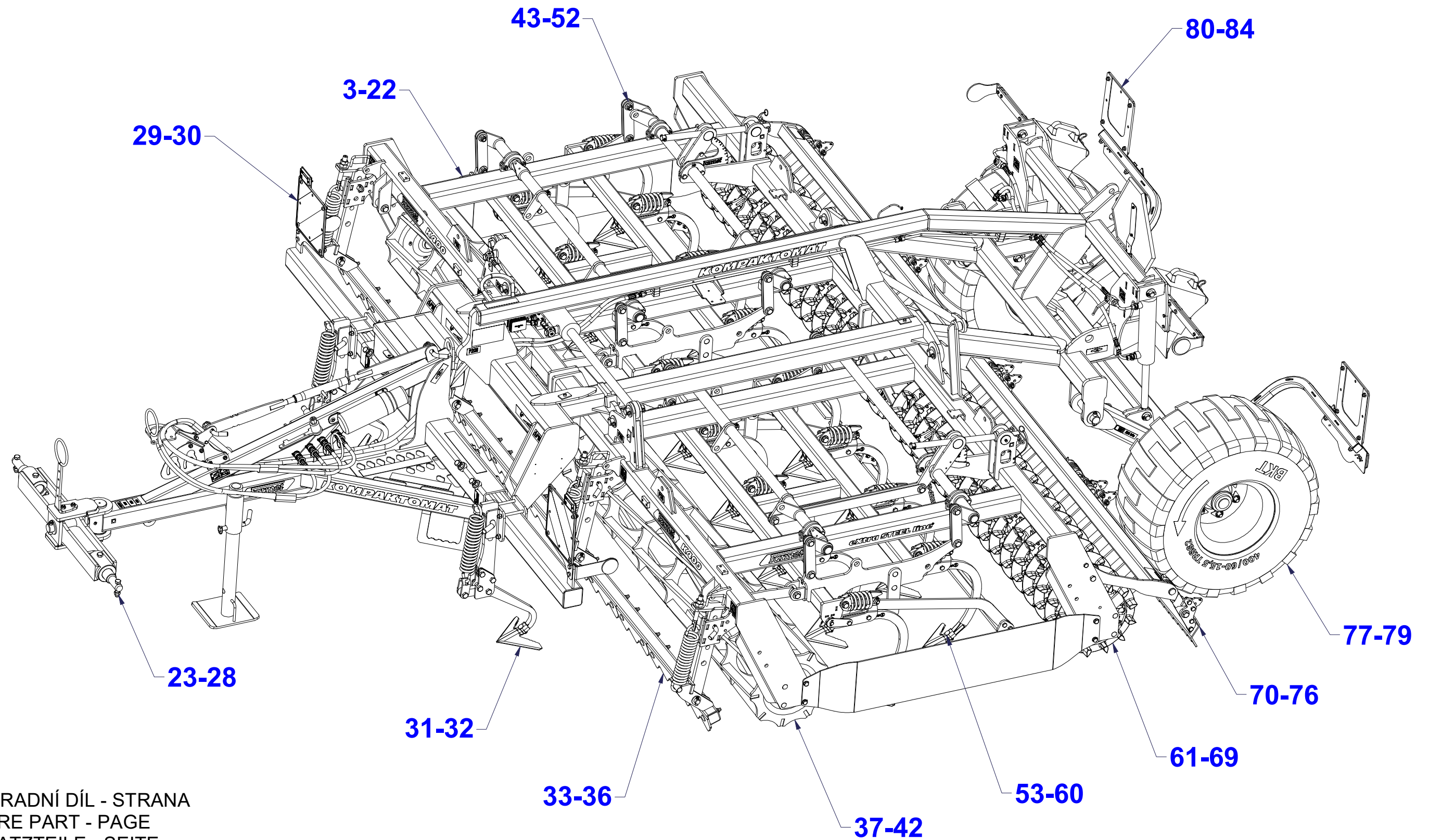
ⒸF NAVIGATION DE LA MACHINE

ⒸGB NAVIGATION OF THE MACHINE

ⒸRU НАВИГАЦИЯ МАШИНЫ

ⒸPL NAWIGACJA MASZYNY

**Farmet**



ⒸZ NÁHRADNÍ DÍL - STRANA

ⒸGB SPARE PART - PAGE

ⒸD ERSATZTEILE - SEITE

ⒸRU ЗАПЧАСТЬ - СТРАНИЦА

ⒸF PIÈCE DE RECHANGE - PAGE

ⒸPL CZĘŚCI ZAMIENNE - STRONA

Ⓒ POLOTOVAR STROJE

Ⓓ MASCHINEN-HALBFABRIKAT

Ⓕ MACHINE - SEMI-PRODUIT

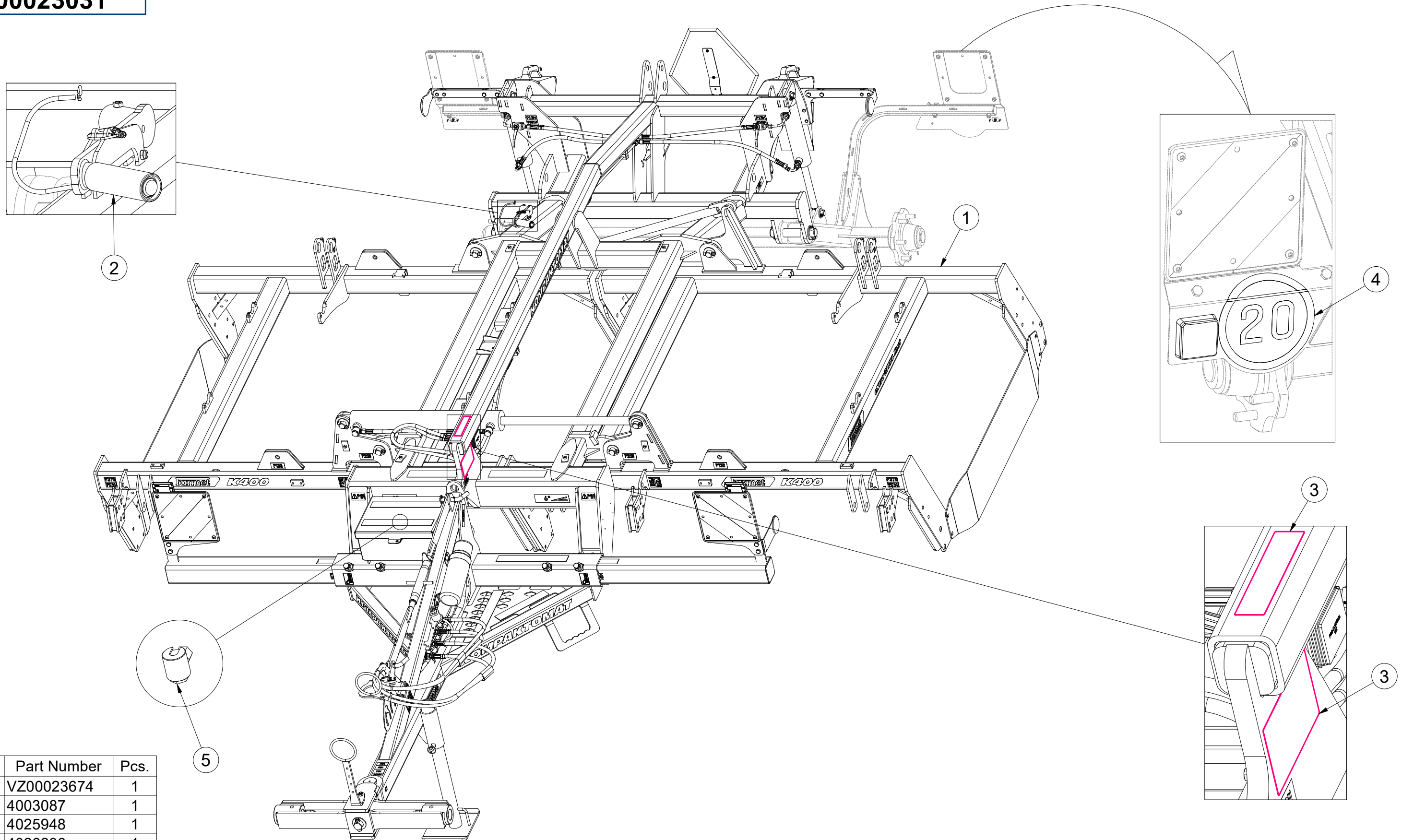
Ⓖ SEMIFINISHED MACHINE

Ⓡ ПОЛУФАБРИКАТ МАШИНЫ

Ⓟ PÓŁFABRYKAT MASZYN



**VZ00023031**



Pos.	Part Number	Pcs.
1	VZ00023674	1
2	4003087	1
3	4025948	1
4	4026236	1
5	9002395	1

Ⓒ NASAZOVACÍ KLIKA

Ⓓ MONTAGEGRIF

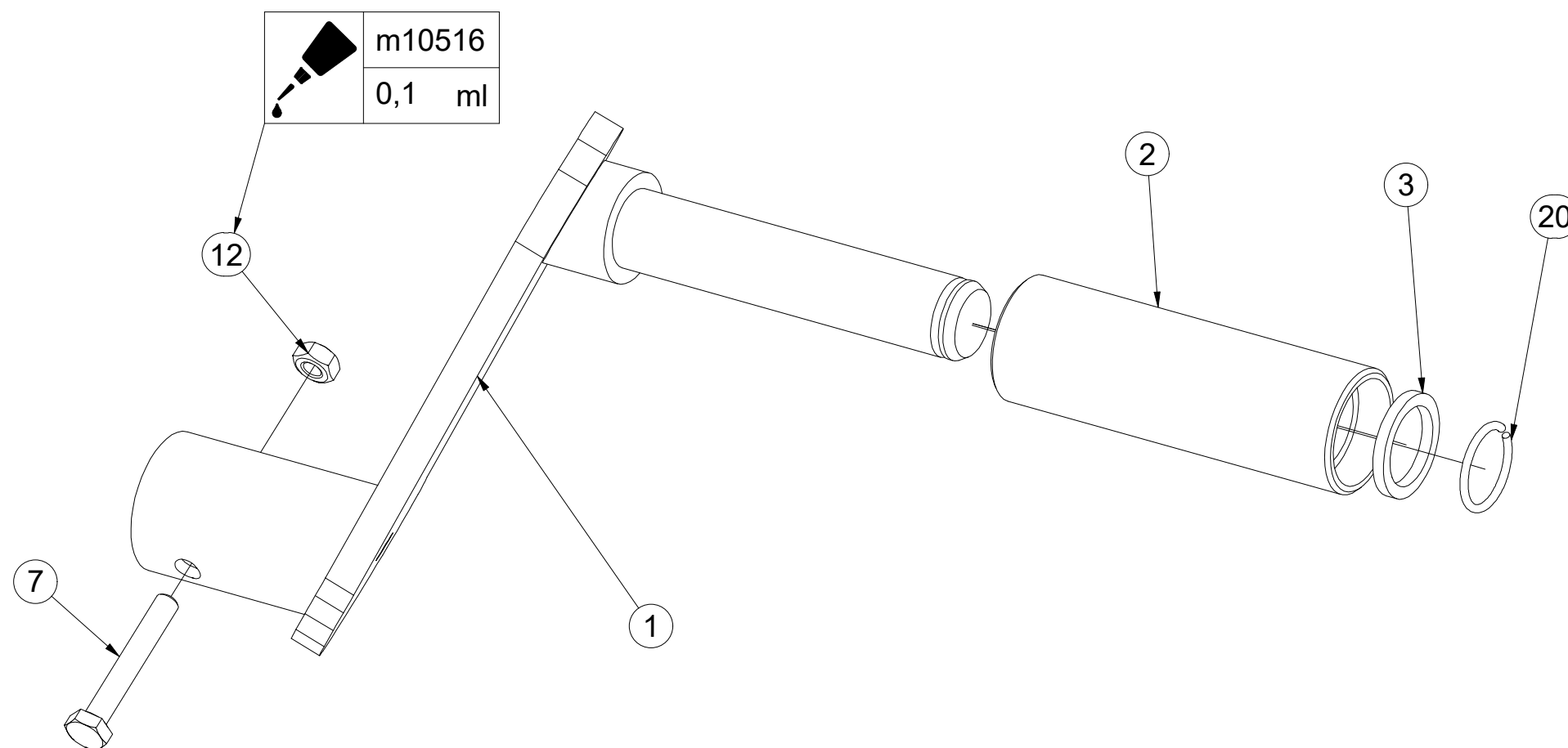
Ⓕ POIGNÉE DE MONTAGE

**4003087**

Ⓖ MOUNTING HANDLE

Ⓡ МОНТАЖНАЯ РУЧКА

Ⓢ UCHWYT MONTAŻOWY



Pos.	Part Number	Pcs.
1	4003092	1
2	4001533	1
3	4004828	1
7	m04641	1
12	m01295	1
20	m06561	1
25	m10516	0,1

Ⓒ POLOTOVAR STROJE

Ⓓ MASCHINEN-HALBFABRIKAT

Ⓕ MACHINE - SEMI-PRODUIT

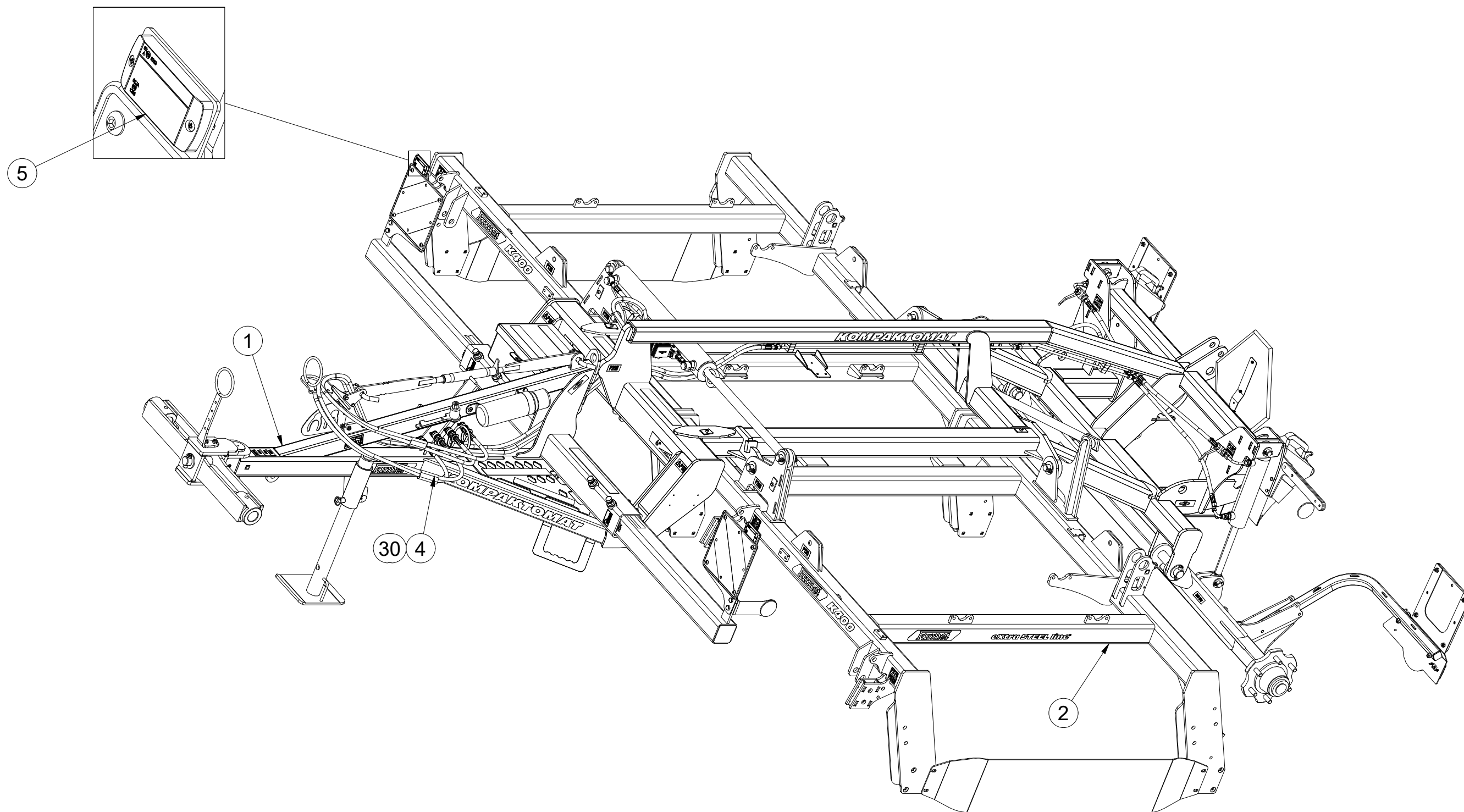
Ⓖ SEMIFINISHED MACHINE

Ⓡ ПОЛУФАБРИКАТ МАШИНЫ

Ⓟ PÓŁFABRYKAT MASZYN



**VZ00023674**



Pos.	Part Number	Pcs.
1	VZ00023550	1
2	VZ00041031	1
4	3012561	1
5	3012562	1
30	m22954	6,000 I

Ⓒ POLOTOVAR STROJE

Ⓓ MASCHINEN-HALBFABRIKAT

Ⓕ MACHINE - SEMI-PRODUIT

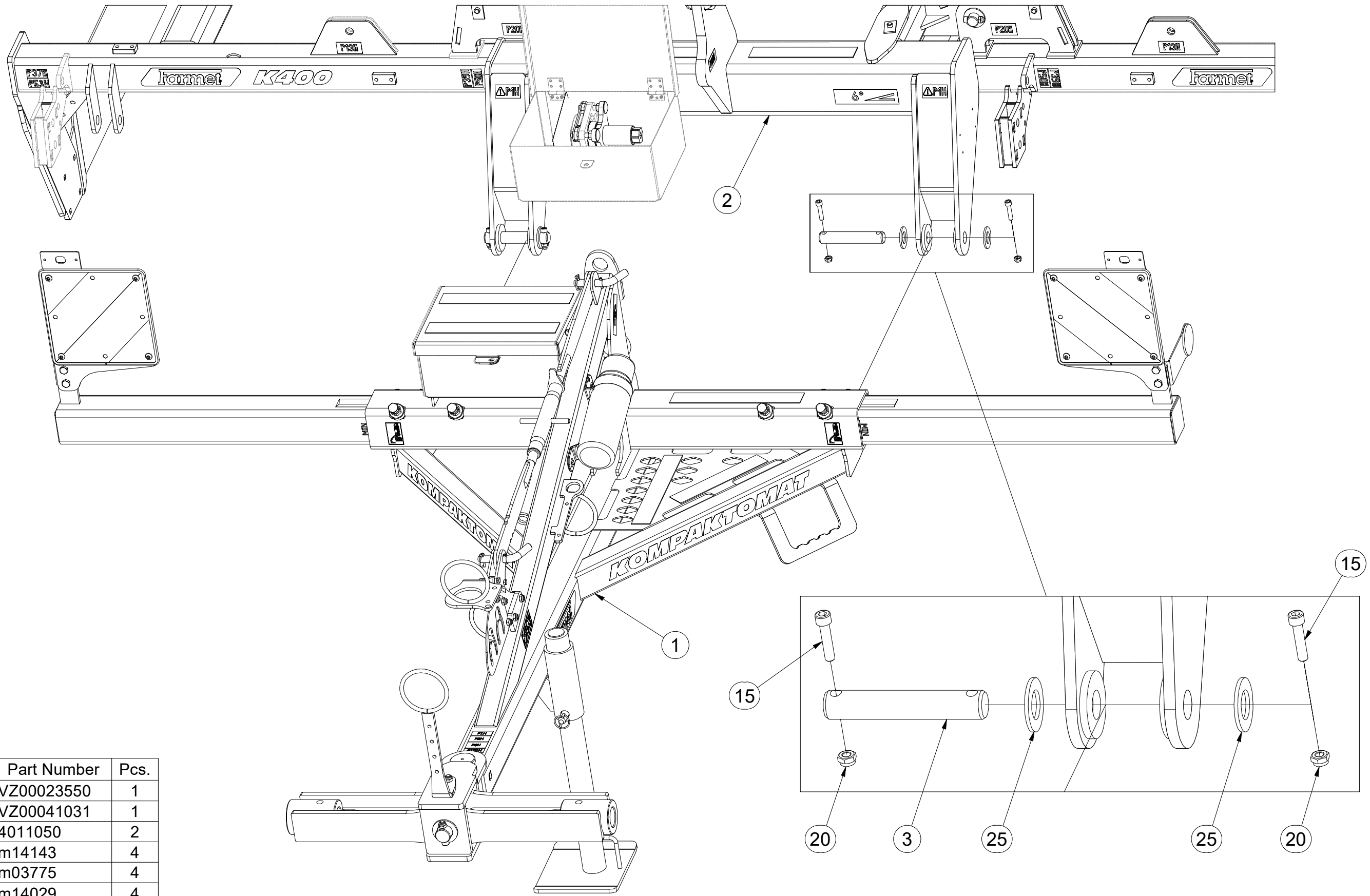
Ⓖ SEMIFINISHED MACHINE

Ⓡ ПОЛУФАБРИКАТ МАШИНЫ

Ⓟ PÓŁFABRYKAT MASZYN



**VZ00023674**



Pos.	Part Number	Pcs.
1	VZ00023550	1
2	VZ00041031	1
3	4011050	2
15	m14143	4
20	m03775	4
25	m14029	4

☉ POLOTOVAR STROJE

Ⓧ MASCHINEN-HALBFABRIKAT

Ⓧ MACHINE - SEMI-PRODUIT

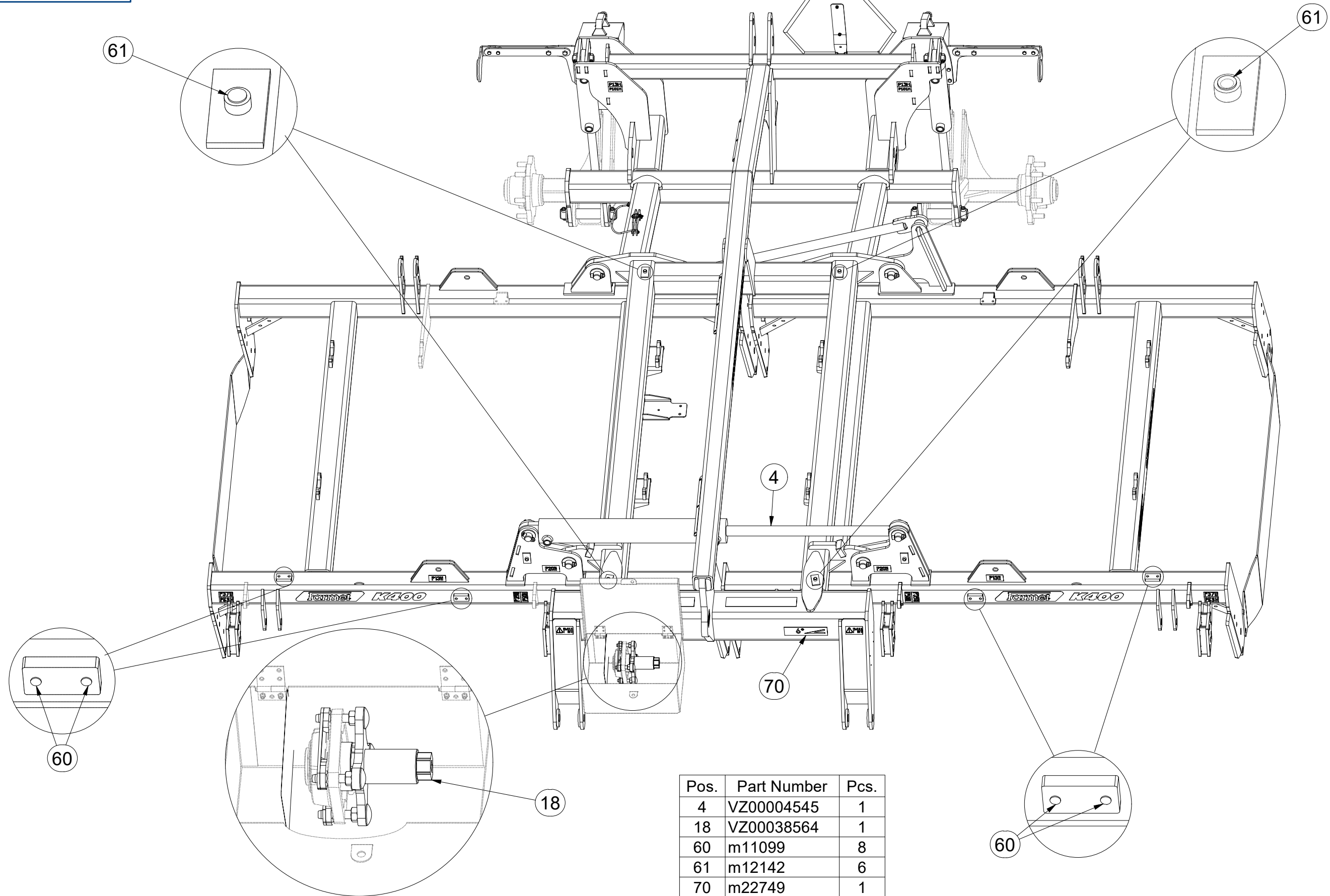
Ⓧ SEMIFINISHED MACHINE

Ⓧ ПОЛУФАБРИКАТ МАШИНЫ

Ⓧ PÓLFABRYKAT MASZYNY



**VZ00041031**



Pos.	Part Number	Pcs.
4	VZ00004545	1
18	VZ00038564	1
60	m11099	8
61	m12142	6
70	m22749	1

☉ POLOTOVAR STROJE

☉ MASCHINEN-HALBFABRIKAT

☉ MACHINE - SEMI-PRODUIT

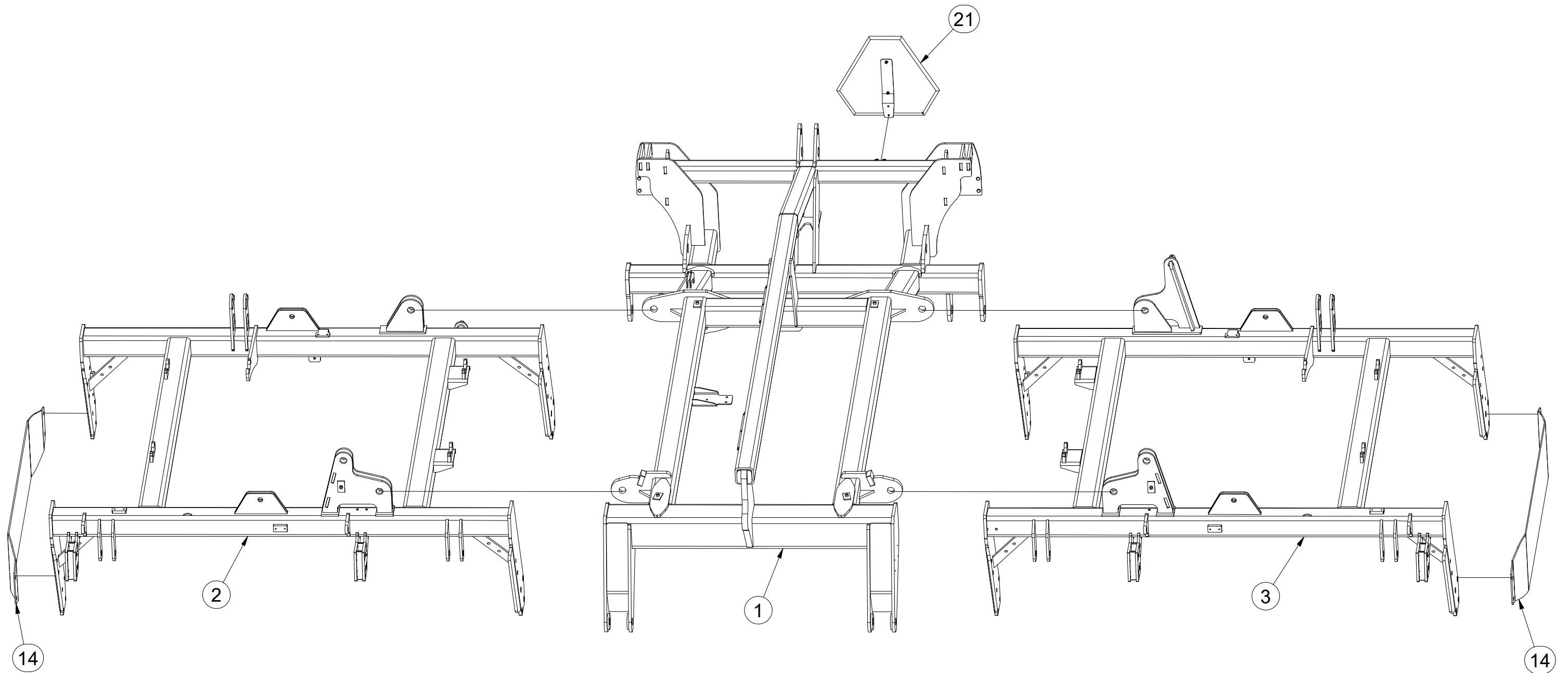
☉ SEMIFINISHED MACHINE

☉ ПОЛУФАБРИКАТ МАШИНЫ

☉ PÓŁFABRYKAT MASZYNY



**VZ00041031**



Pos.	Part Number	Pcs.
1	2001262	1
2	VZ00038981	1
3	VZ00038973	1
14	4016427	2
21	m05371	1



☉ POLOTOVAR STROJE

☉ MASCHINEN-HALBFABRIKAT

☉ MACHINE - SEMI-PRODUIT

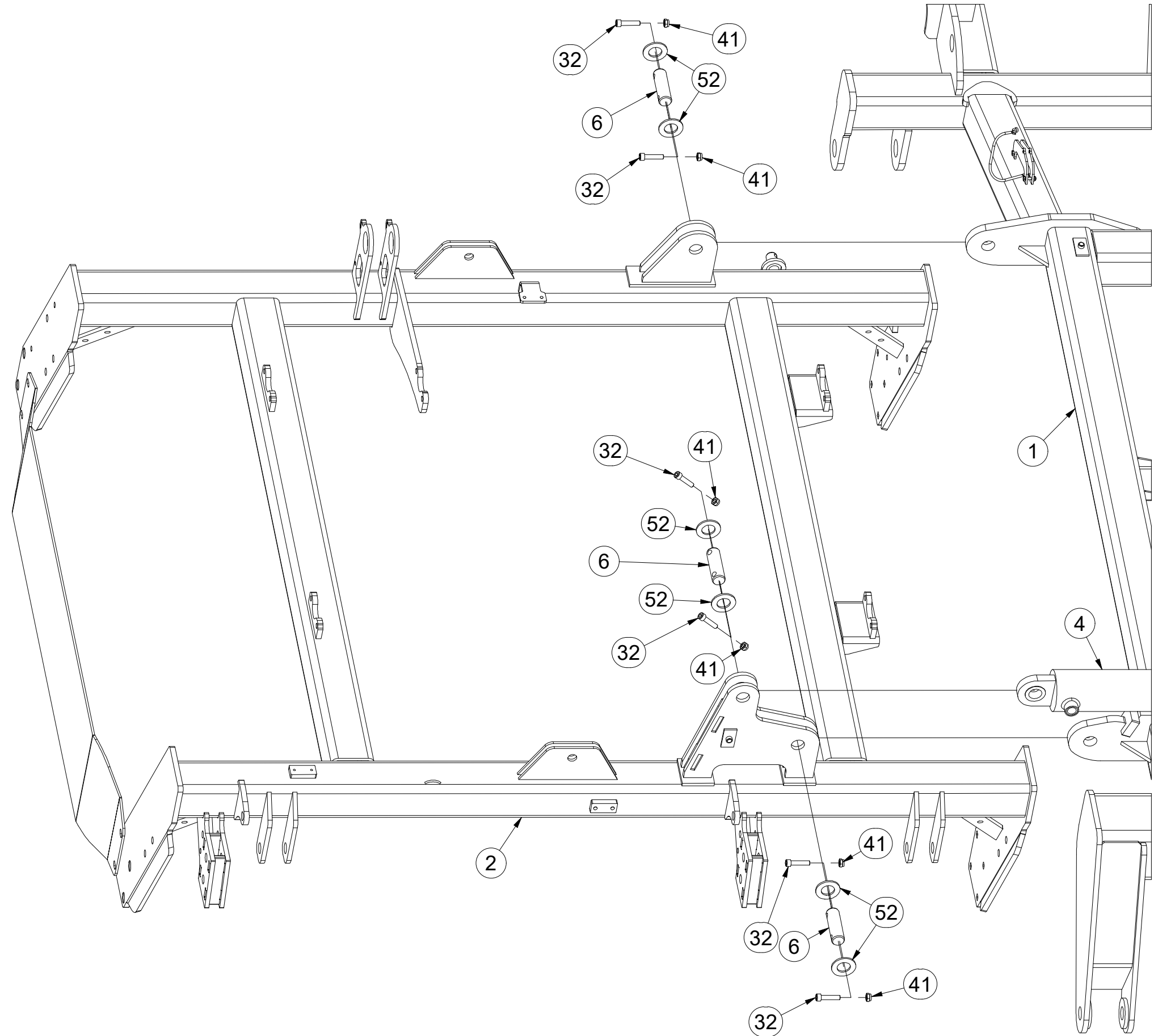
☉ SEMIFINISHED MACHINE

☉ ПОЛУФАБРИКАТ МАШИНЫ

☉ PÓŁFABRYKAT MASZYNY



**VZ00041031**



Pos.	Part Number	Pcs.
1	2001262	1
2	VZ00038981	1
4	VZ00004545	1
6	4007640	6
32	m14143	12
41	m03775	16
52	m14029	12

☉ POLOTOVAR STROJE

☐ MASCHINEN-HALBFABRIKAT

☉ MACHINE - SEMI-PRODUIT

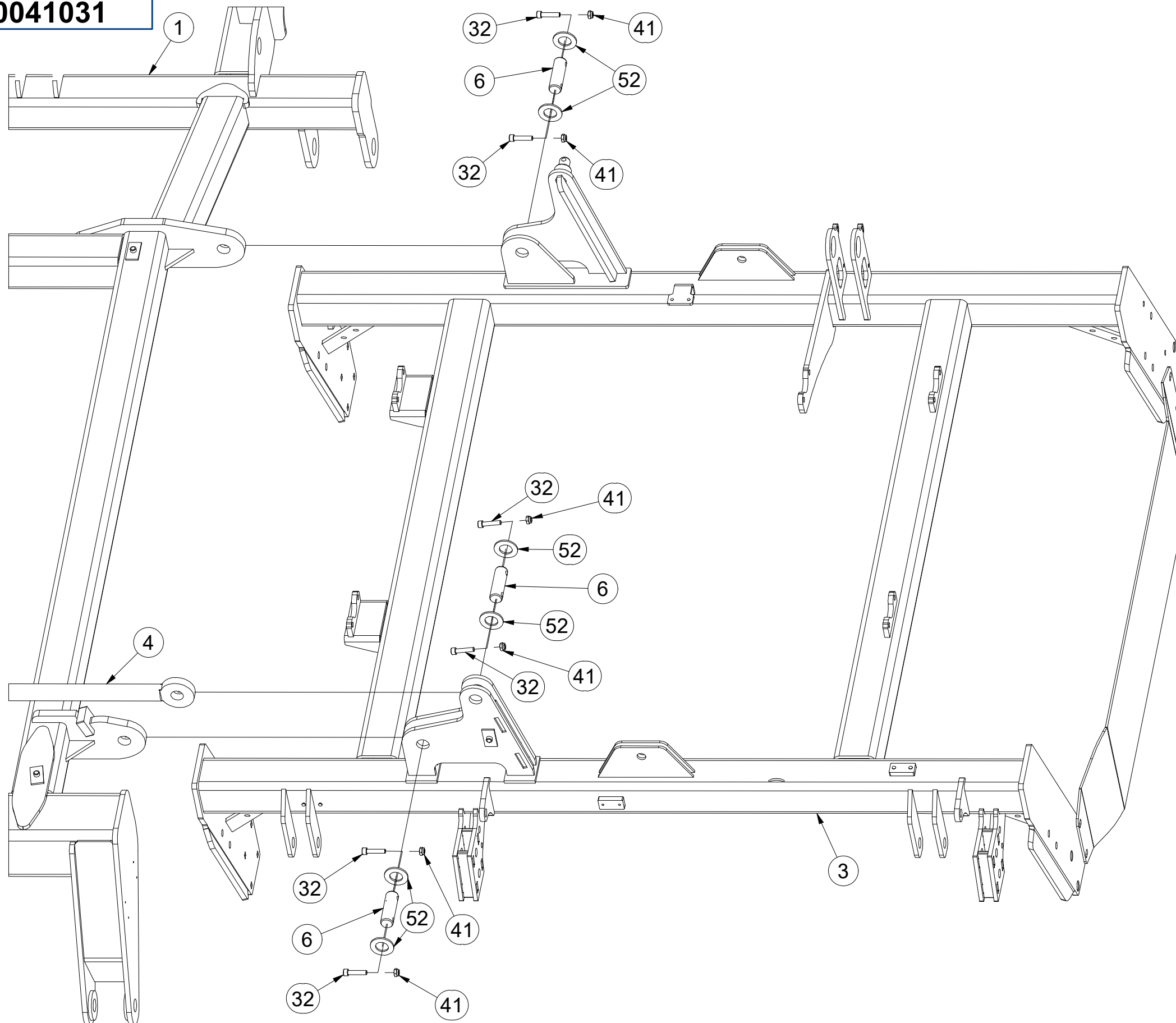
☉ SEMIFINISHED MACHINE

☉ ПОЛУФАБРИКАТ МАШИНЫ

☉ PÓŁFABRYKAT MASZYNY



**VZ00041031**



Pos.	Part Number	Pcs.
1	2001262	1
3	VZ00038973	1
4	VZ00004545	1
6	4007640	6
32	m14143	12
41	m03775	16
52	m14029	12

☉ POLOTOVAR STROJE

Ⓧ MASCHINEN-HALBFABRIKAT

Ⓣ MACHINE - SEMI-PRODUIT

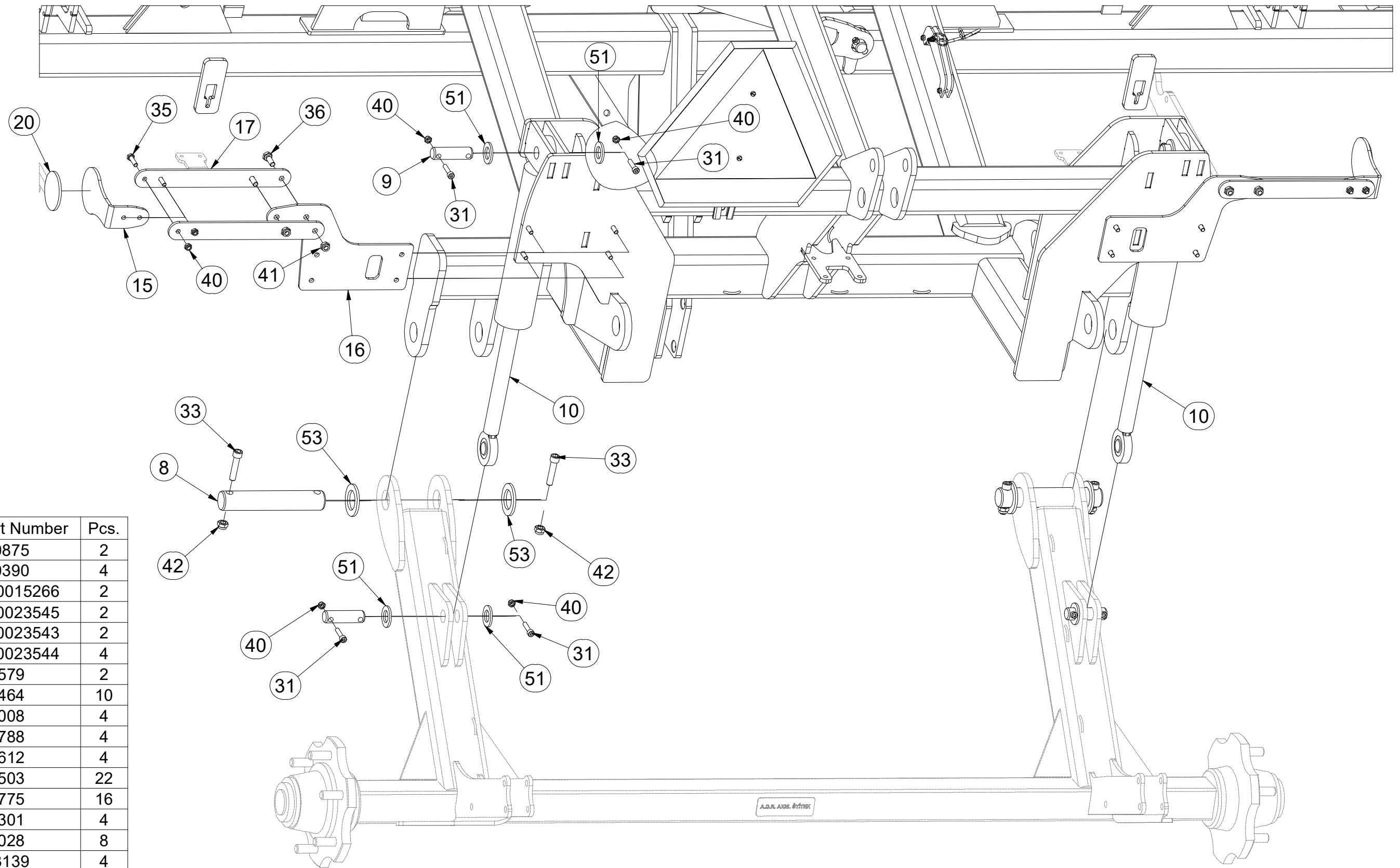
Ⓜ SEMIFINISHED MACHINE

Ⓡ ПОЛУФАБРИКАТ МАШИНЫ

Ⓟ PÓŁFABRYKAT MASZYNY



**VZ00041031**



Pos.	Part Number	Pcs.
8	4010875	2
9	4010390	4
10	VZ00015266	2
15	VZ00023545	2
16	VZ00023543	2
17	VZ00023544	4
20	m02579	2
31	m09464	10
33	m14008	4
35	m07788	4
36	m04612	4
40	m04503	22
41	m03775	16
42	m04301	4
51	m14028	8
53	4013139	4

Ⓒ POLOTOVAR STROJE

Ⓓ MASCHINEN-HALBFABRIKAT

Ⓕ MACHINE - SEMI-PRODUIT

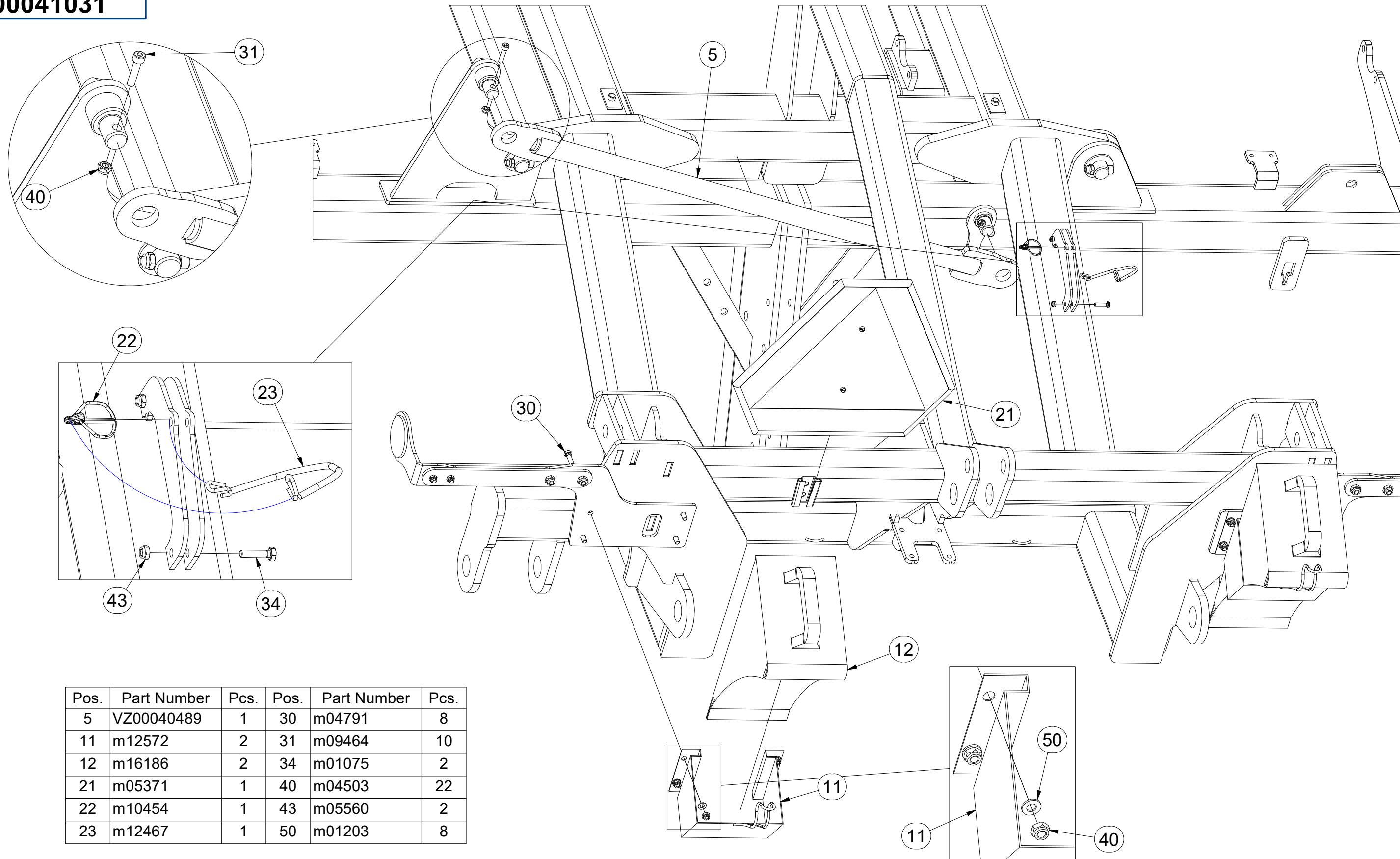
Ⓖ SEMIFINISHED MACHINE

Ⓡ ПОЛУФАБРИКАТ МАШИНЫ

Ⓟ PÓŁFABRYKAT MASZYN



**VZ00041031**



Pos.	Part Number	Pcs.	Pos.	Part Number	Pcs.
5	VZ00040489	1	30	m04791	8
11	m12572	2	31	m09464	10
12	m16186	2	34	m01075	2
21	m05371	1	40	m04503	22
22	m10454	1	43	m05560	2
23	m12467	1	50	m01203	8

☉ SAMOLEPKY STROJE

☉ AUFKLEBER MASCHINEN

☉ VOITURE MACHINES

☉ STICKERS MACHINES

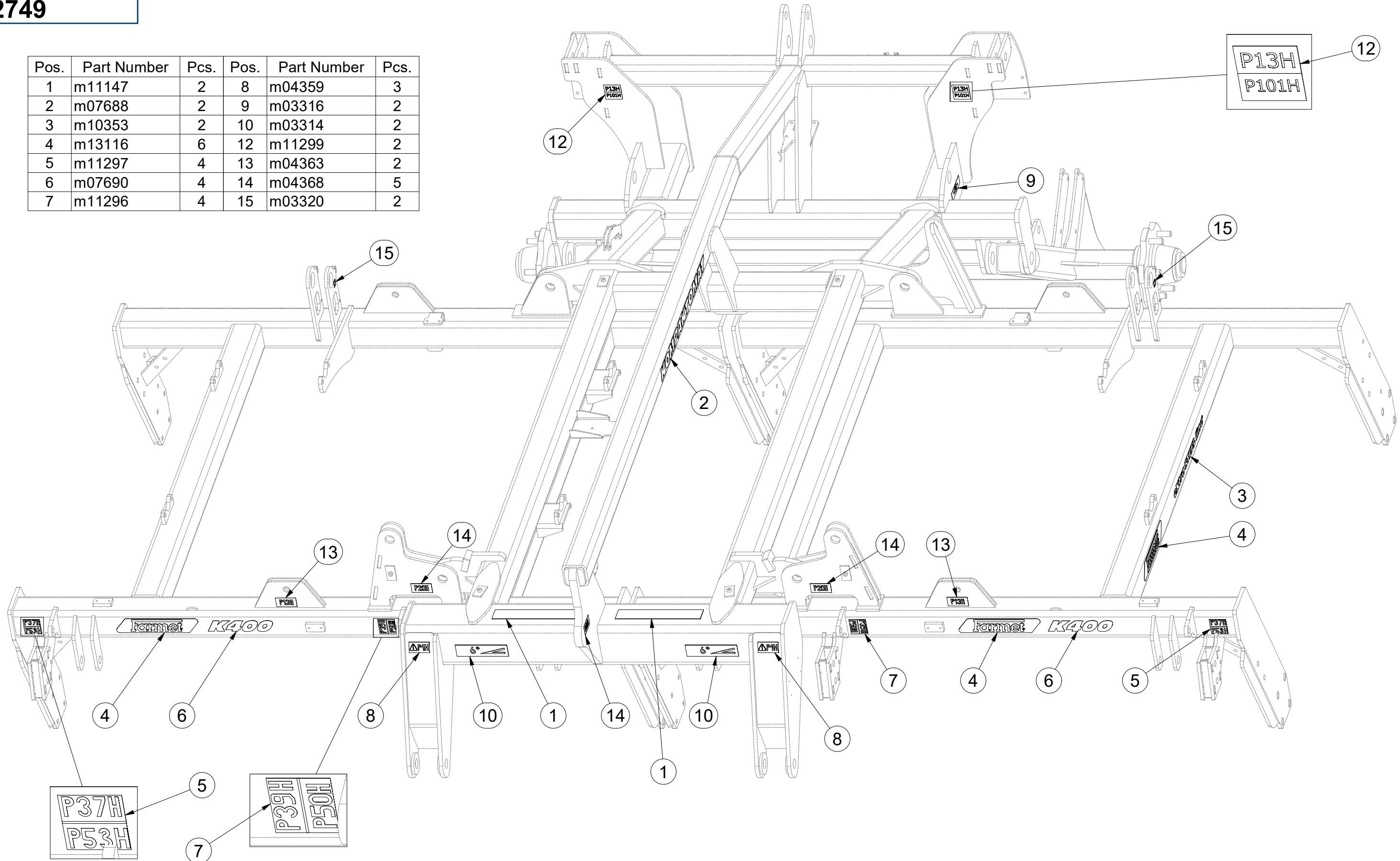
☉ СТИКЕРЫ МАШИНЫ

☉ NAKLEJKI MASZYNY



**m22749**

Pos.	Part Number	Pcs.	Pos.	Part Number	Pcs.
1	m11147	2	8	m04359	3
2	m07688	2	9	m03316	2
3	m10353	2	10	m03314	2
4	m13116	6	12	m11299	2
5	m11297	4	13	m04363	2
6	m07690	4	14	m04368	5
7	m11296	4	15	m03320	2



☉ SAMOLEPKY STROJE

☉ AUFKLEBER MASCHINEN

☉ VOITURE MACHINES

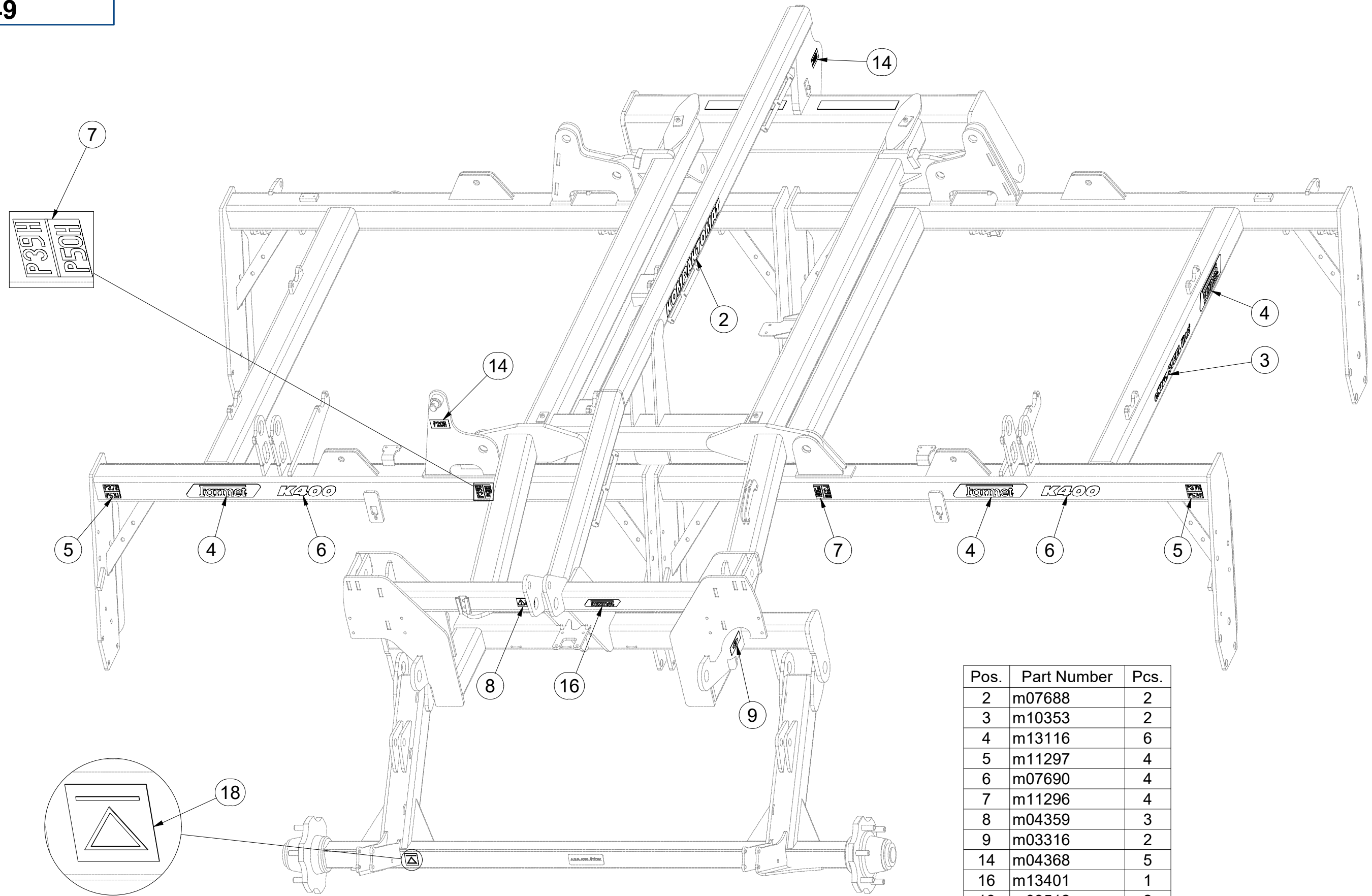
☉ STICKERS MACHINES

☉ СТИКЕРЫ МАШИНЫ

☉ NAKLEJKI MASZYNY



**m22749**



Pos.	Part Number	Pcs.
2	m07688	2
3	m10353	2
4	m13116	6
5	m11297	4
6	m07690	4
7	m11296	4
8	m04359	3
9	m03316	2
14	m04368	5
16	m13401	1
18	m03512	2

Ⓒ HYDRAULIKA STROJE

Ⓓ HYDRAULIK DER MASCHINE

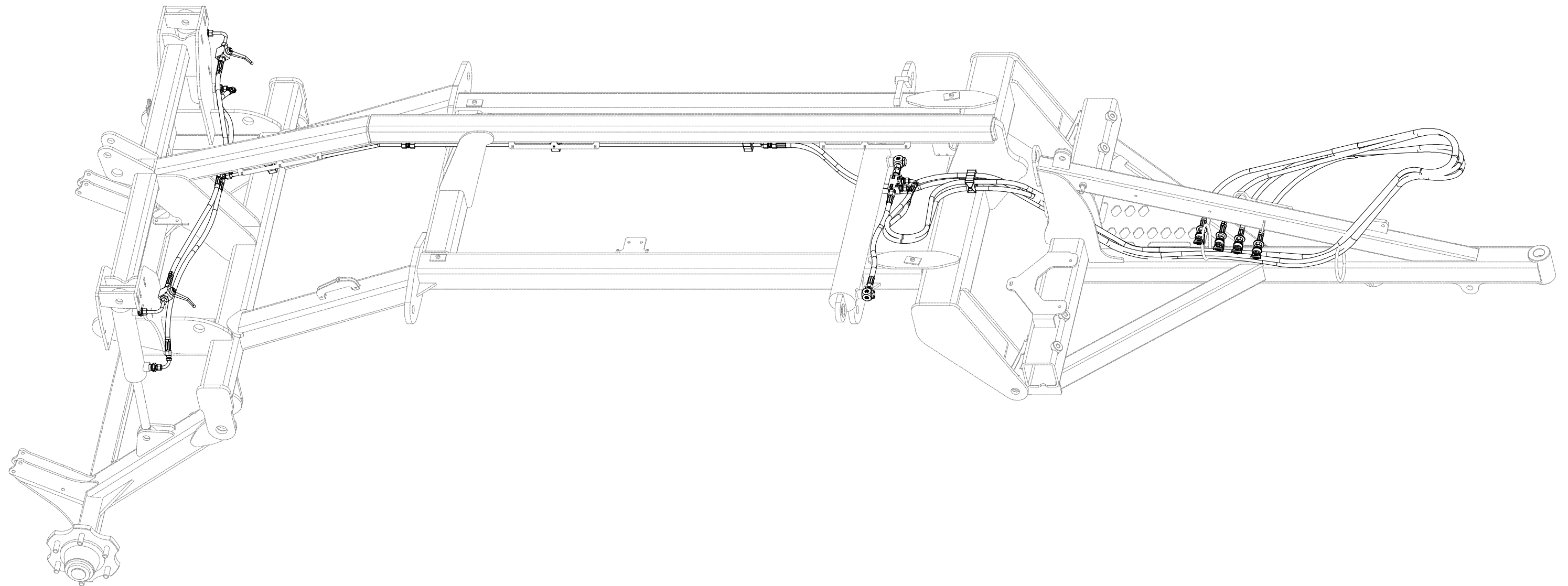
Ⓕ HYDRAULIQUE DE LA MACHINE

**3012561**

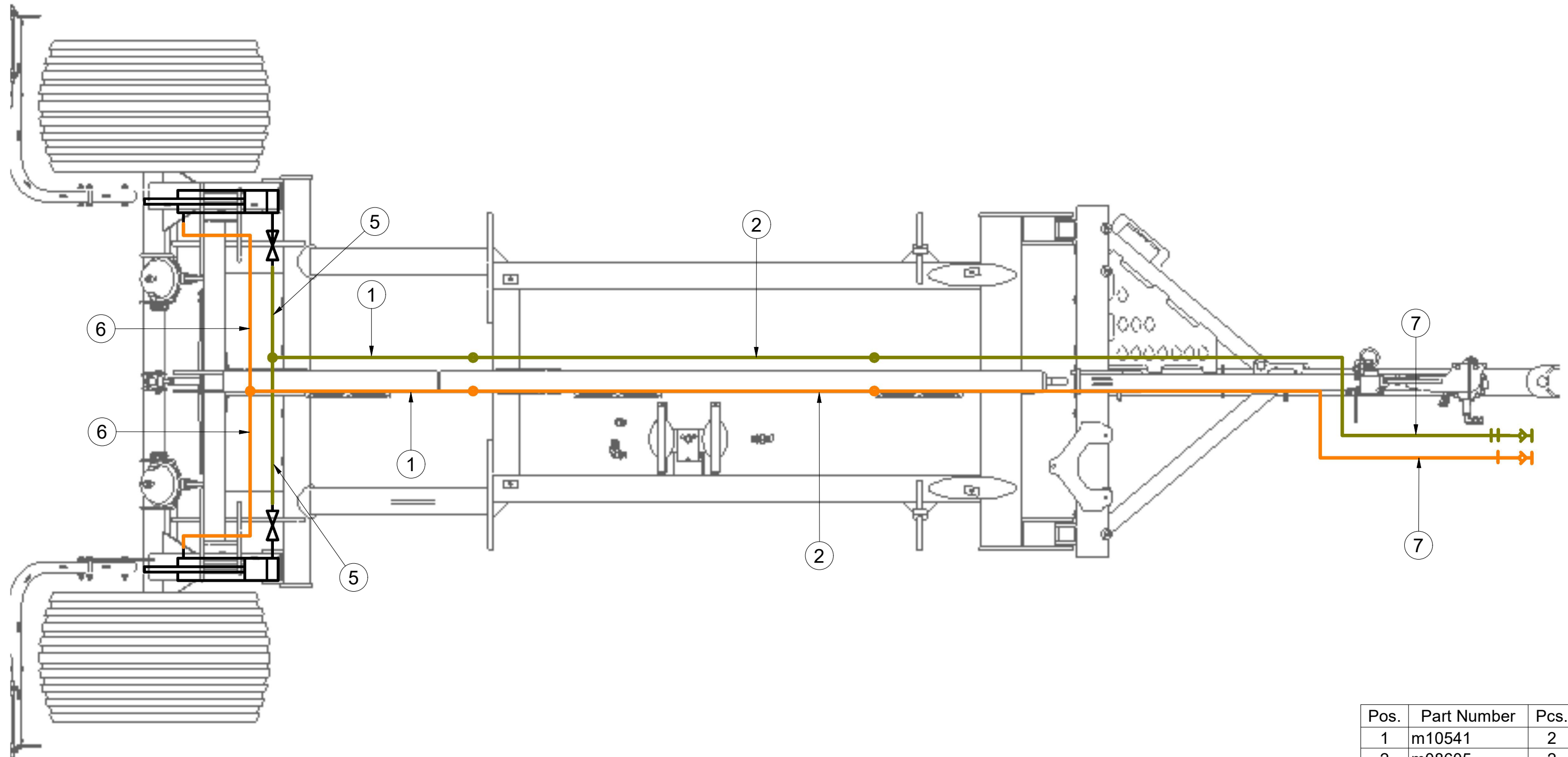
Ⓖ MACHINE HYDRAULICS

Ⓡ ГИДРАВЛИКА МАШИНЫ

Ⓟ HYDRAULIKA MASZYN



**3012561**



Pos.	Part Number	Pcs.
1	m10541	2
2	m08605	2
5	m04761	2
6	m07909	2
7	m04087	4



Ⓒ HYDRAULIKA STROJE

Ⓓ HYDRAULIK DER MASCHINE

Ⓕ HYDRAULIQUE DE LA MACHINE

Ⓖ MACHINE HYDRAULICS

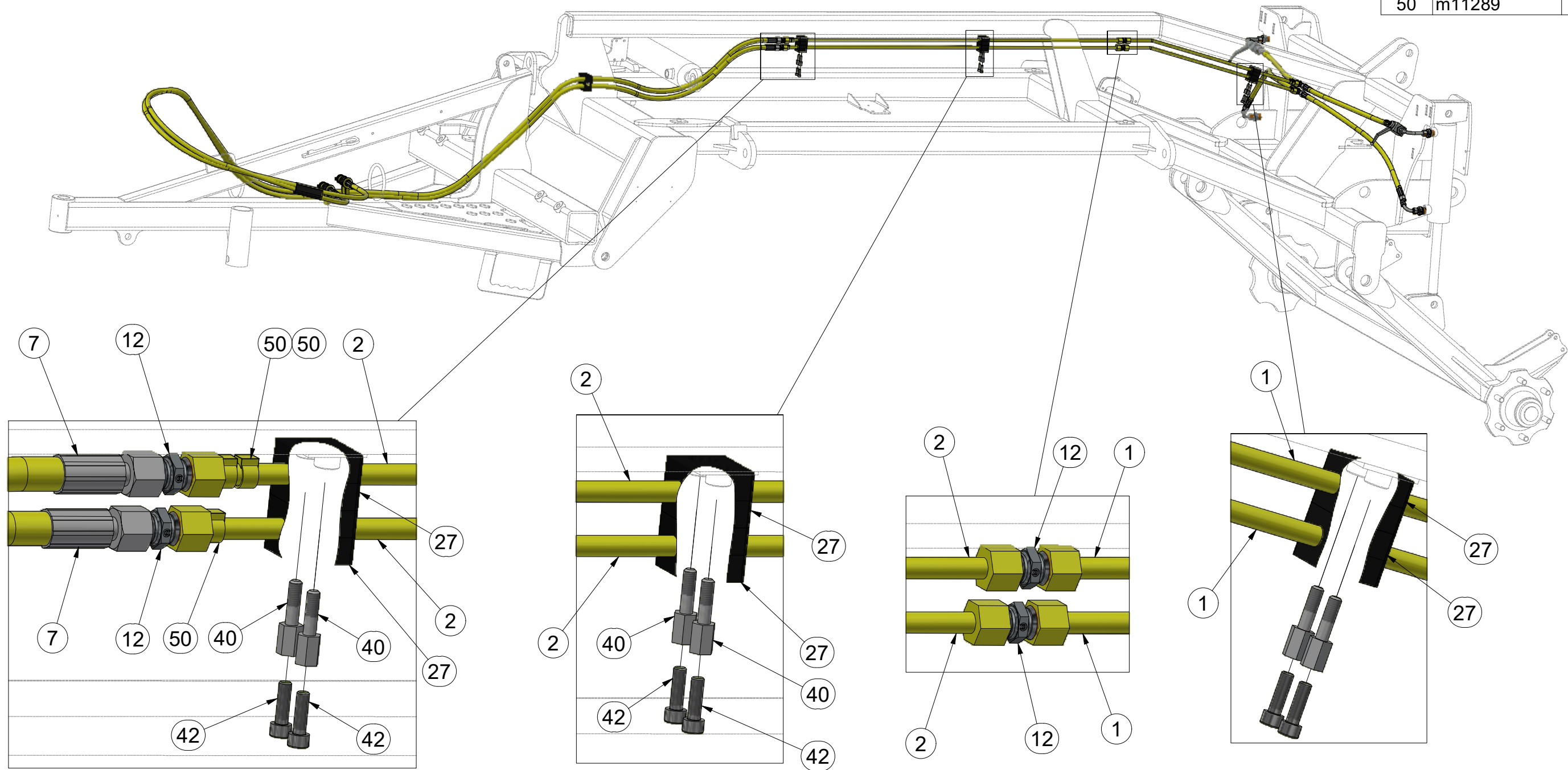
Ⓡ ГИДРАВЛИКА МАШИНЫ

Ⓟ HYDRAULIKA MASZYNY



**3012561**

Pos.	Part Number	Pcs.
1	m10541	2
2	m08605	2
7	m04087	4
12	m03213	4
27	m04009	6
40	m04021	6
42	m04346	6
50	m11289	15



Ⓒ HYDRAULIKA STROJE

Ⓓ HYDRAULIK DER MASCHINE

Ⓕ HYDRAULIQUE DE LA MACHINE

Ⓖ MACHINE HYDRAULICS

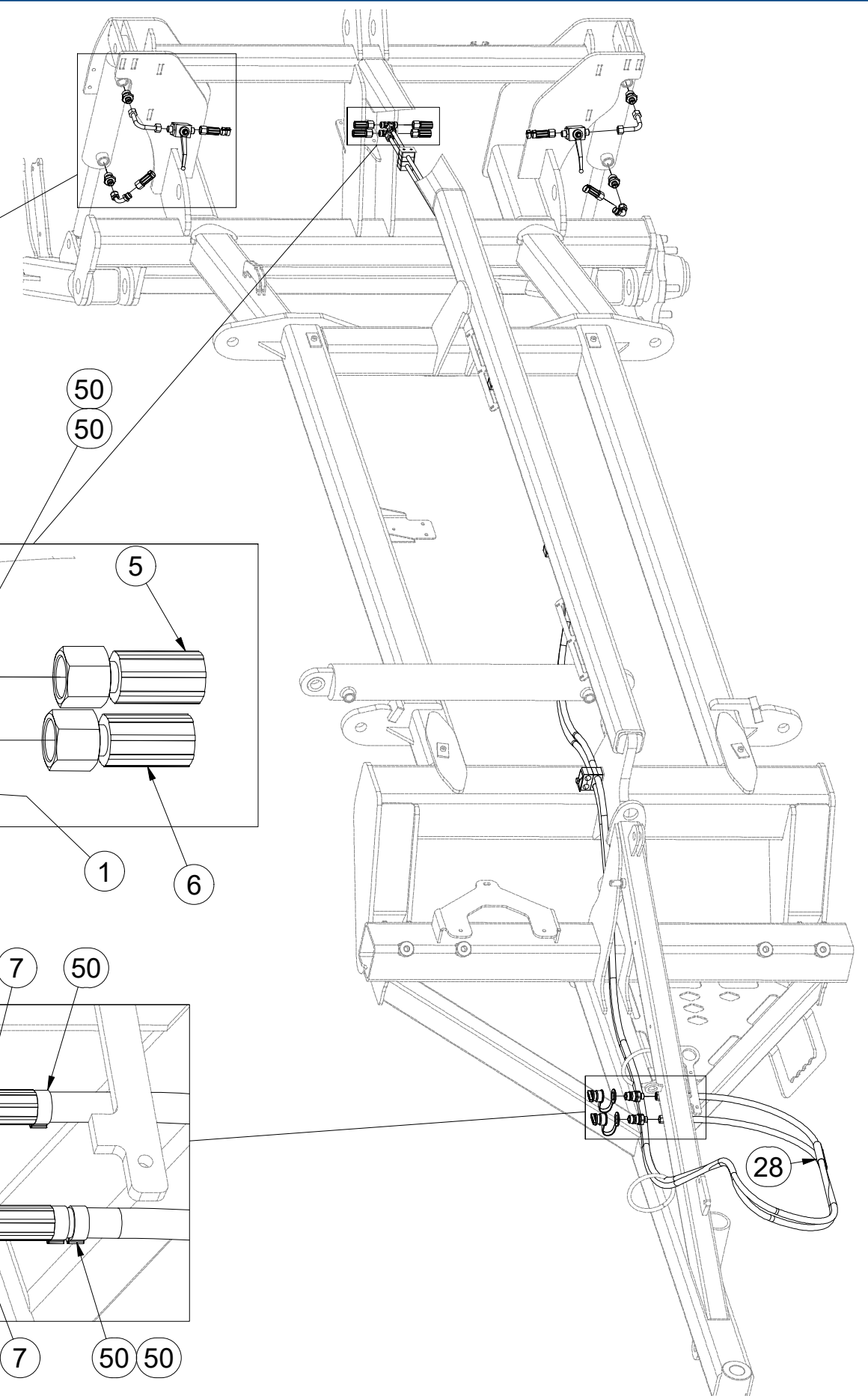
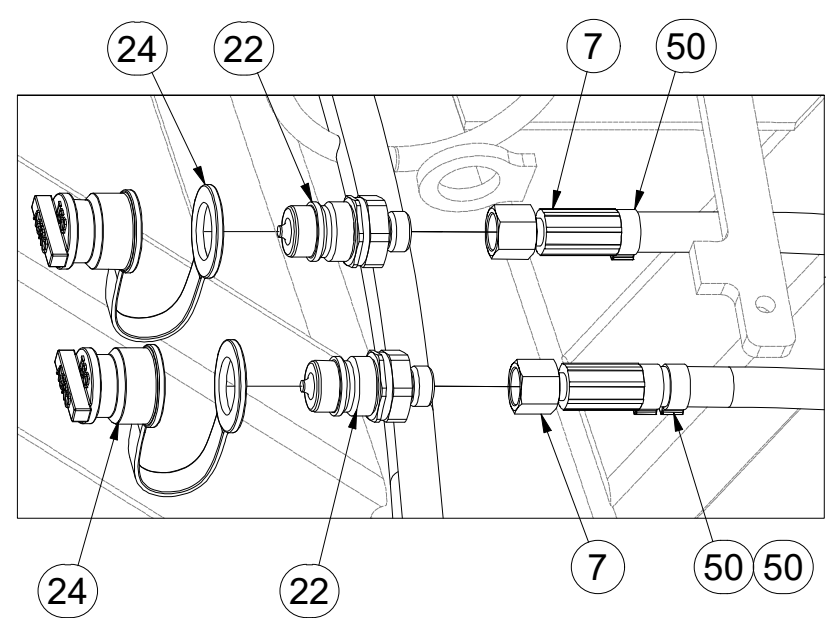
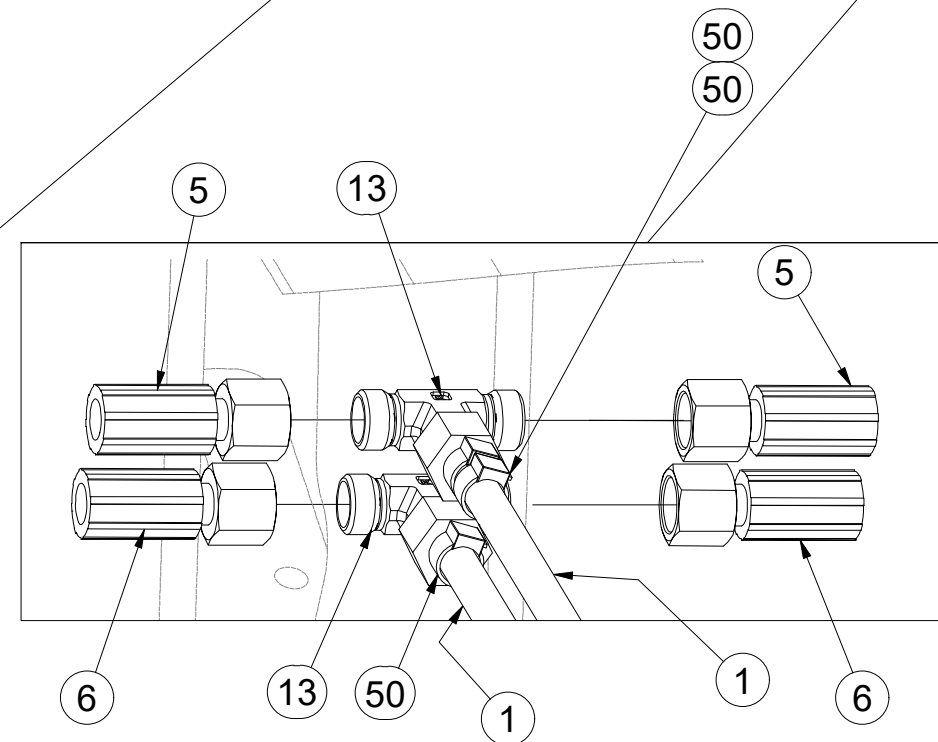
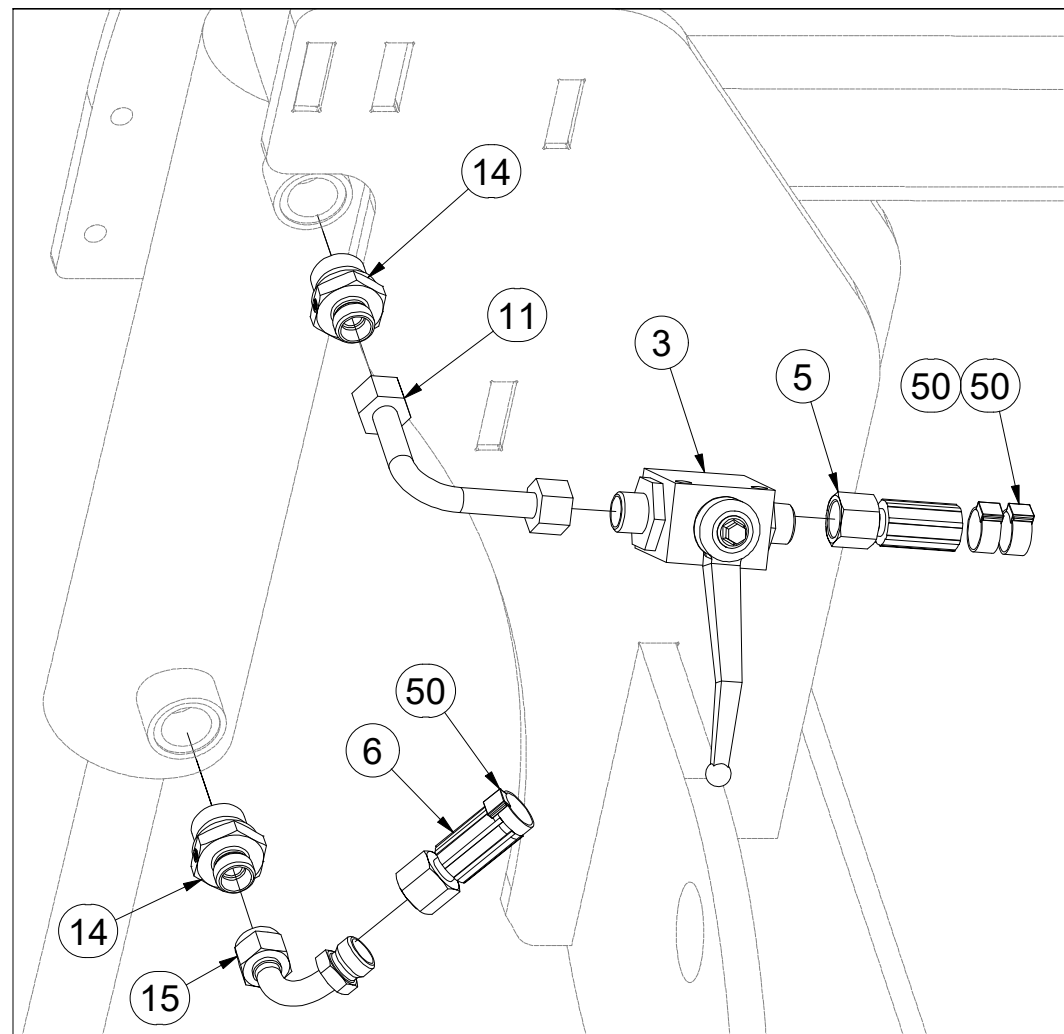
Ⓡ ГИДРАВЛИКА МАШИНЫ

Ⓟ HYDRAULIKA MASZYNY



### 3012561

Pos.	Part Number	Pcs.	Pos.	Part Number	Pcs.
1	m10541	2	14	m09934	4
3	m04623	2	15	m04024	3
5	m04761	2	22	m03849	4
6	m07909	2	24	m04023	2
7	m04087	4	28	m11183	2
11	m10493	2	50	m11289	15
13	m03889	2			



ⒸZ HYDRAULIKA STROJE

Ⓓ HYDRAULIK DER MASCHINE

Ⓕ HYDRAULIQUE DE LA MACHINE

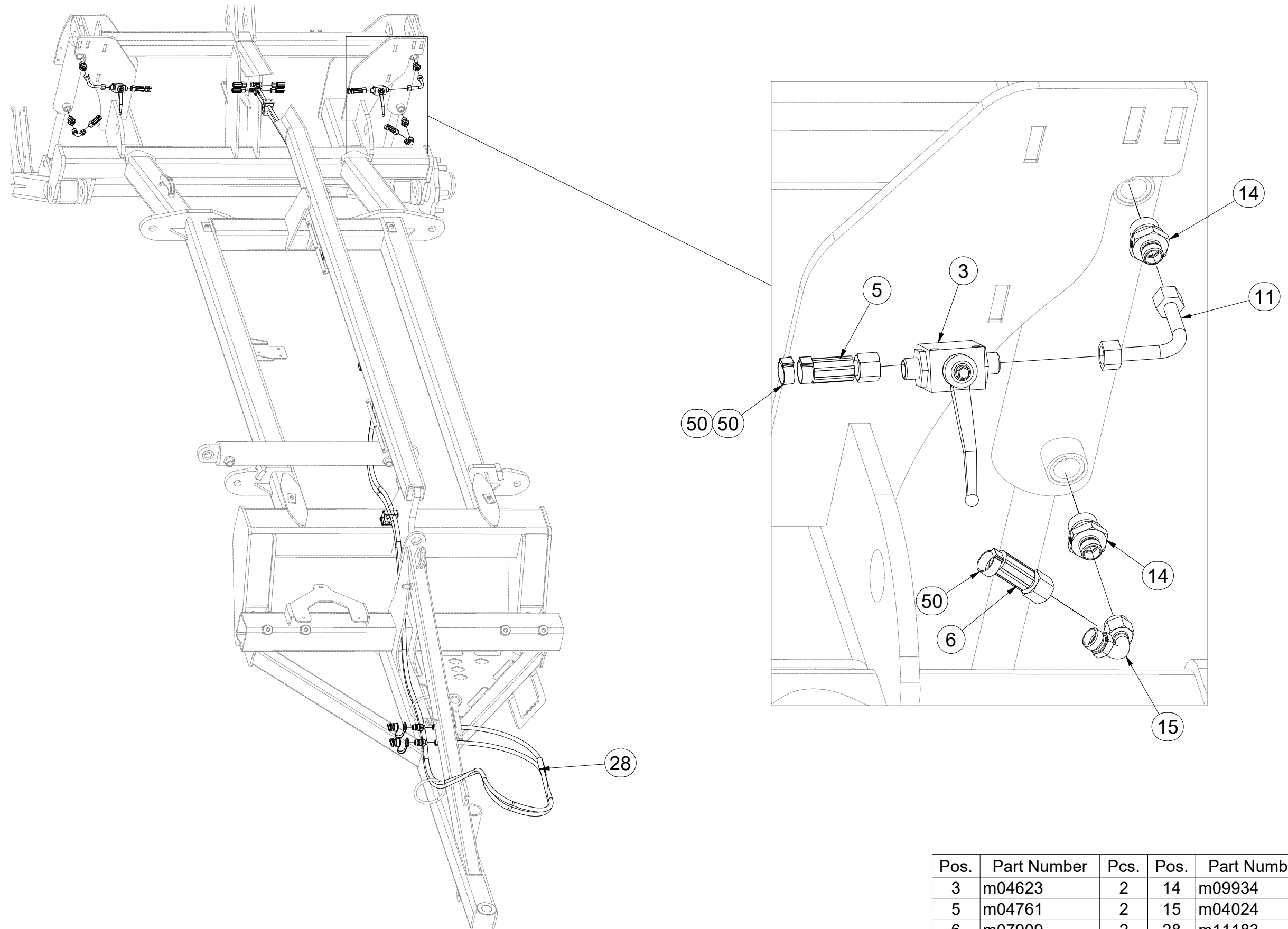
ⒼB MACHINE HYDRAULICS

Ⓔ RU ГИДРАВЛИКА МАШИНЫ

Ⓗ PL HYDRAULIKA MASZYN

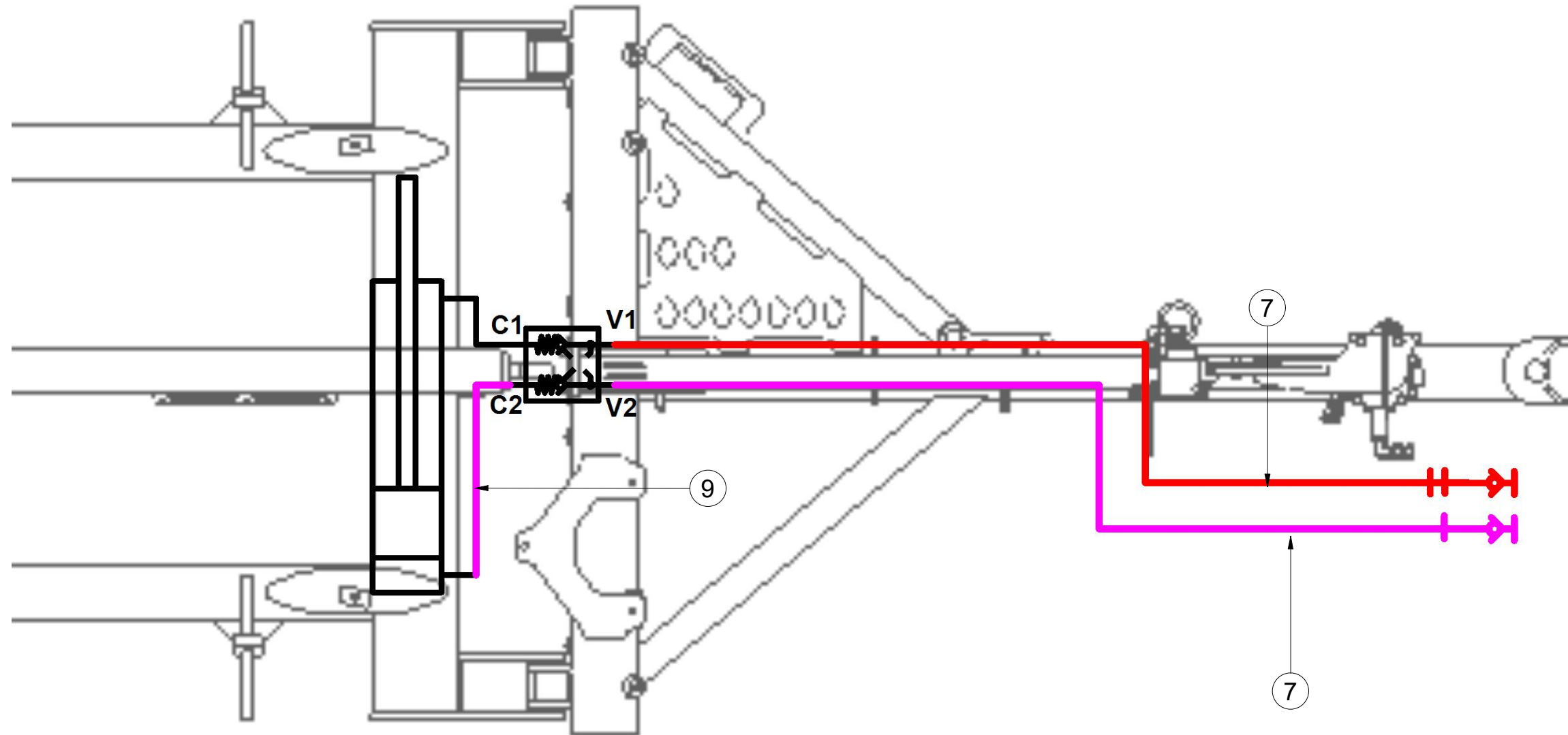


**3012561**



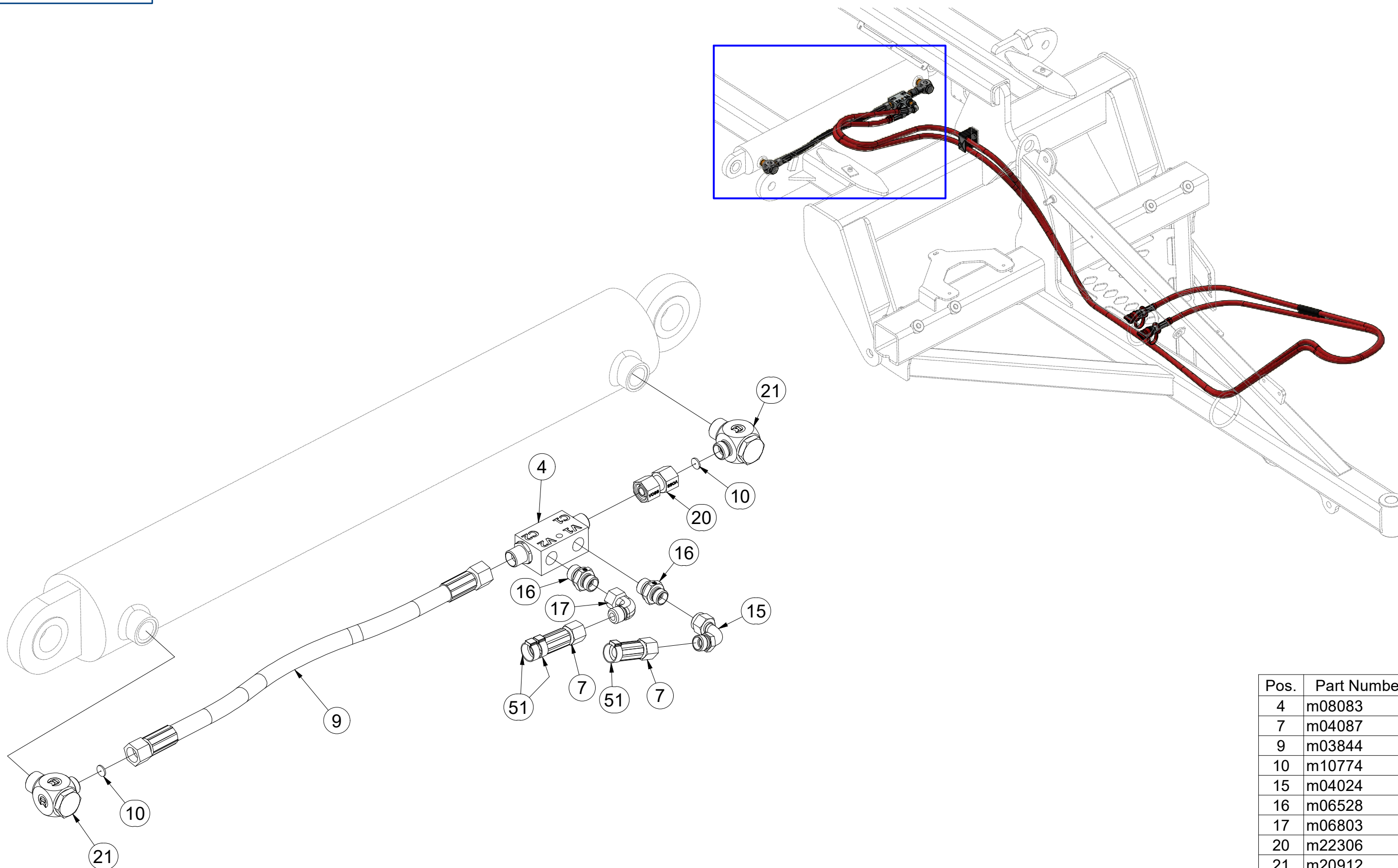
Pos.	Part Number	Pcs.	Pos.	Part Number	Pcs.
3	m04623	2	14	m09934	4
5	m04761	2	15	m04024	3
6	m07909	2	28	m11183	2
11	m10493	2	50	m11289	15

**3012561**



Pos.	Part Number	Pcs.
9	m03844	1
7	m04087	4

**3012561**



Pos.	Part Number	Pcs.
4	m08083	1
7	m04087	4
9	m03844	1
10	m10774	2
15	m04024	3
16	m06528	2
17	m06803	1
20	m22306	1
21	m20912	2
51	m11294	6

ⒸZ HYDRAULIKA STROJE

Ⓓ HYDRAULIK DER MASCHINE

Ⓕ HYDRAULIQUE DE LA MACHINE

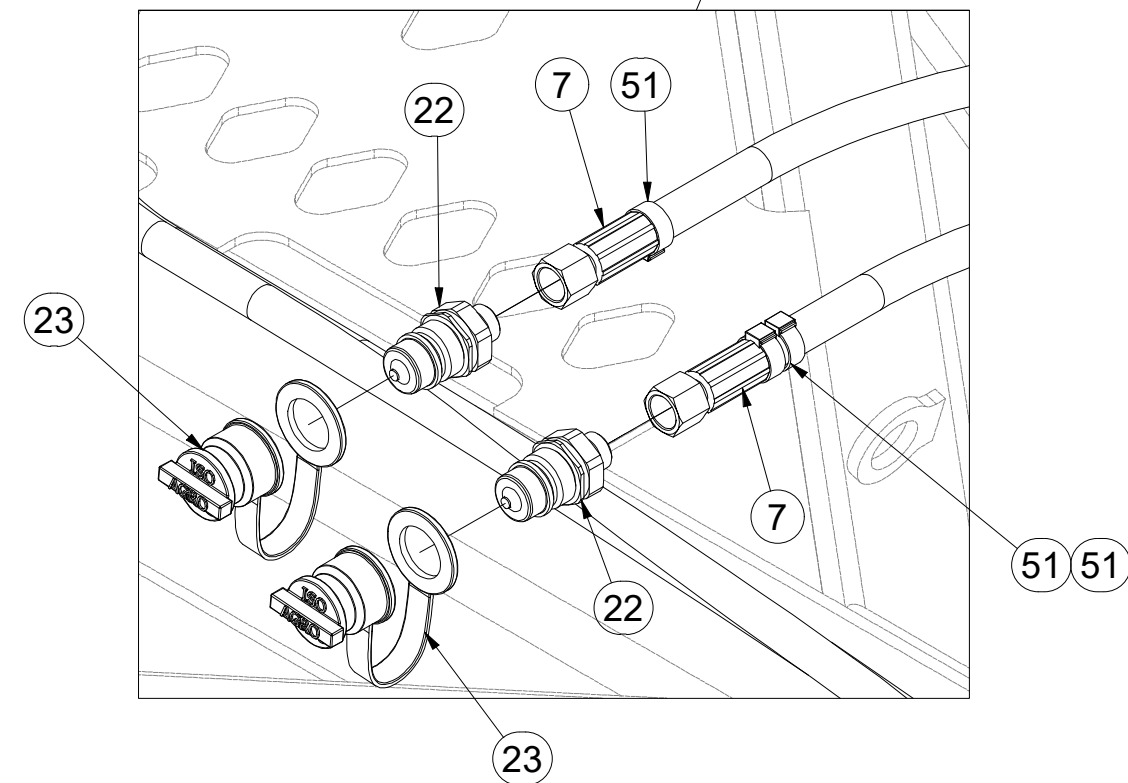
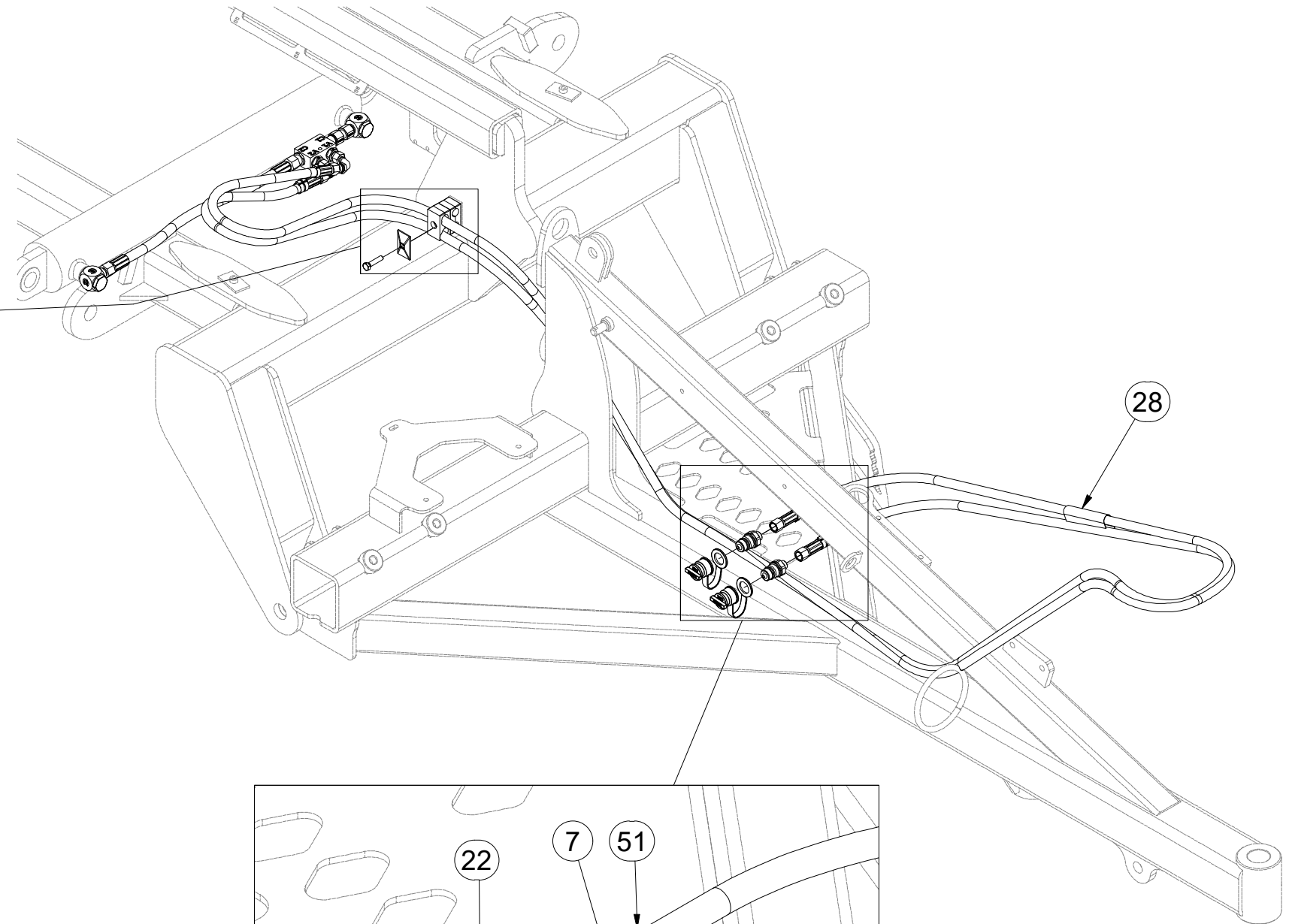
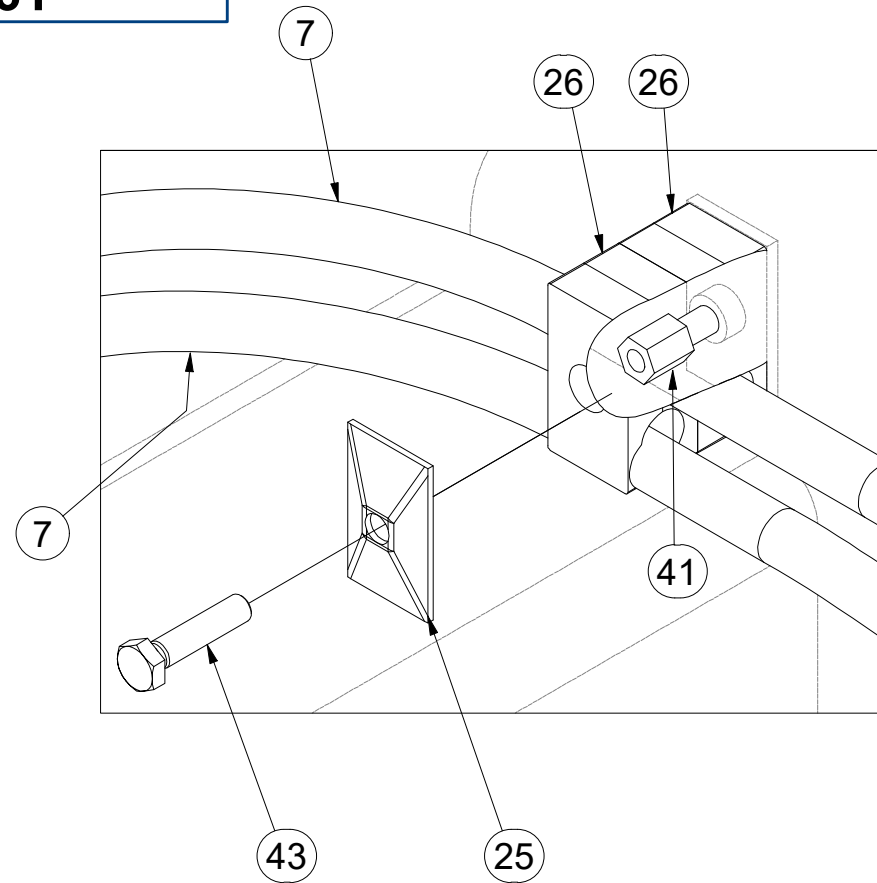
ⒼB MACHINE HYDRAULICS

Ⓔ RU ГИДРАВЛИКА МАШИНЫ

Ⓗ PL HYDRAULIKA MASZYN



**3012561**



Pos.	Part Number	Pcs.
7	m04087	4
22	m03849	4
23	m04022	2
25	m04173	1
26	m04171	2
28	m11183	2
41	m04627	1
43	m01096	1
51	m11294	6

Ⓒ CZ OJ T3

Ⓓ DEICHSEL T3

Ⓕ TIMON T3

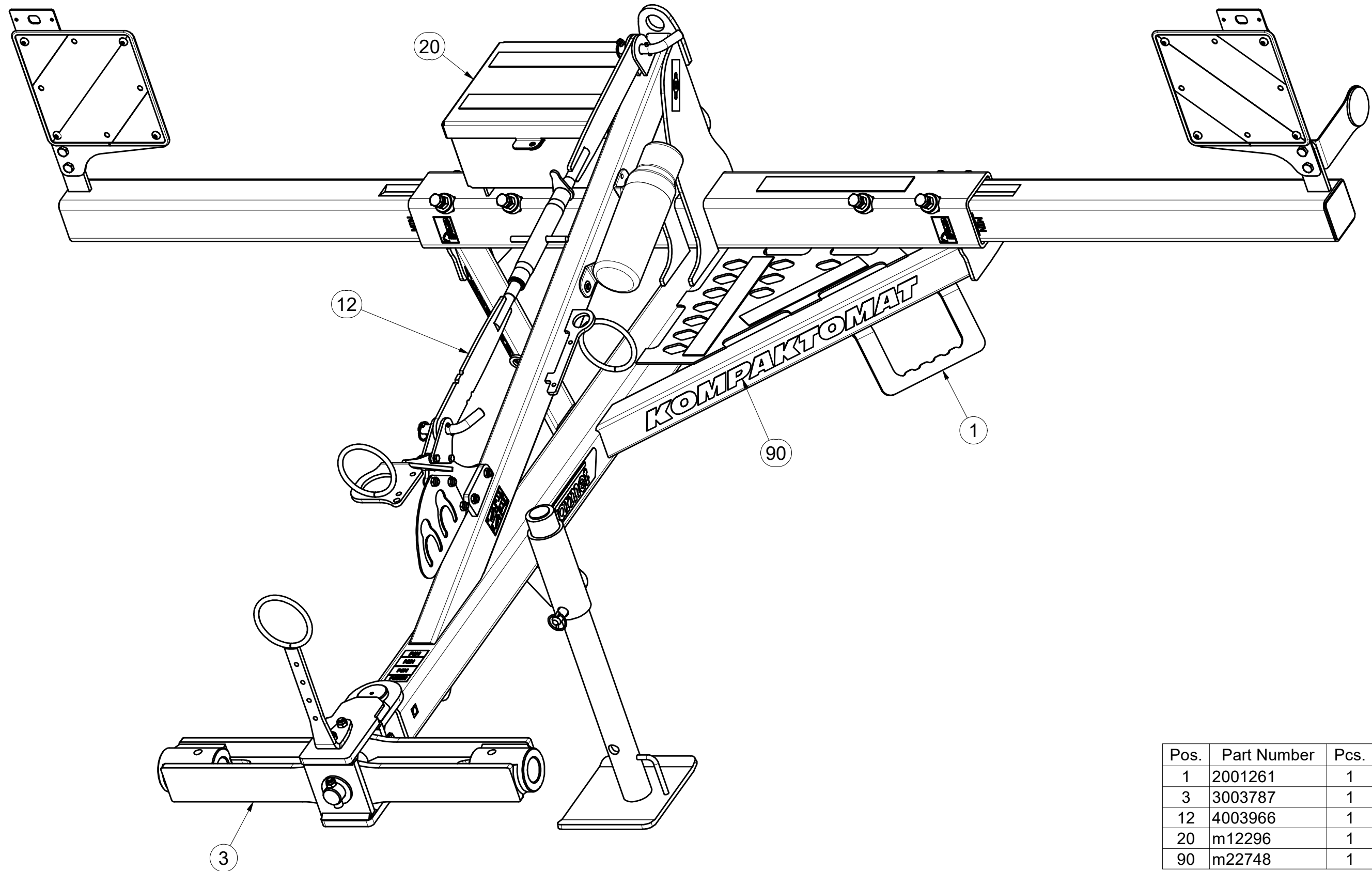
Ⓖ GB TOW BAR T3

Ⓡ RU ДЫШЛО T3

Ⓟ PL DYSZEL T3



VZ00023550



Pos.	Part Number	Pcs.
1	2001261	1
3	3003787	1
12	4003966	1
20	m12296	1
90	m22748	1

Ⓒ OJ T3

Ⓓ DEICHSEL T3

Ⓕ TIMON T3

Ⓖ TOW BAR T3

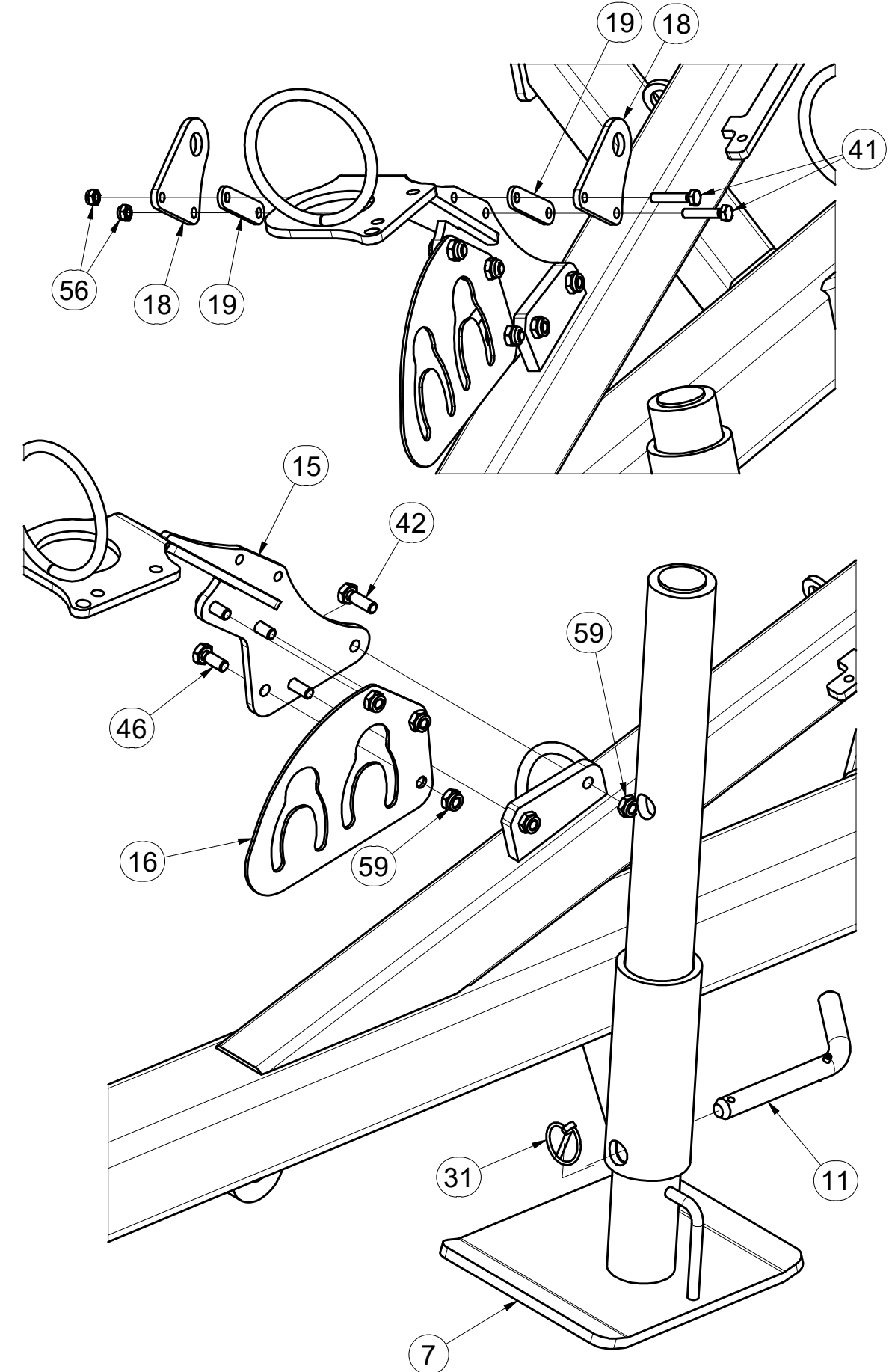
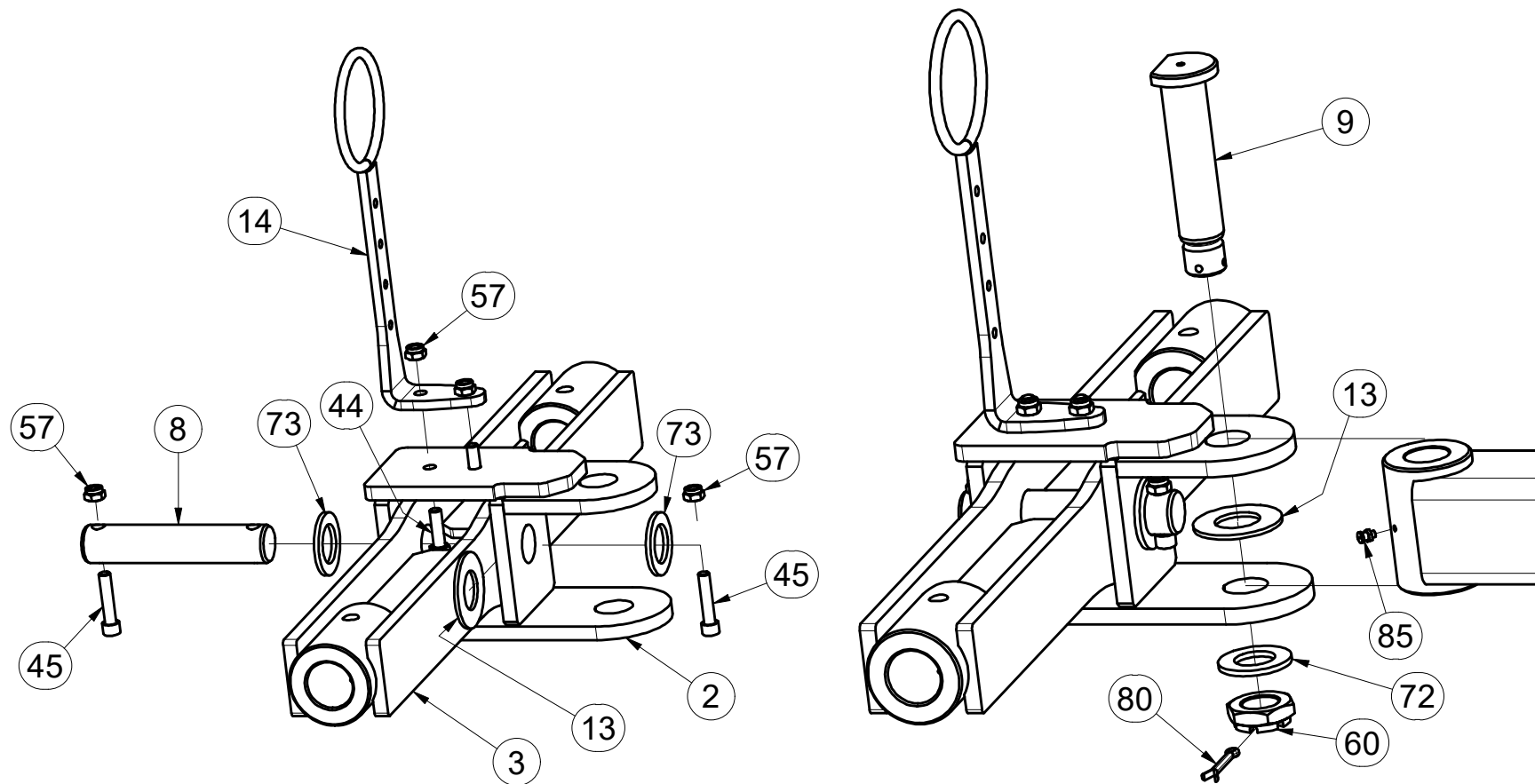
Ⓡ ДЫШЛО T3

Ⓢ DYSZEL T3



**VZ00023550**

Pos.	Part Number	Pcs.	Pos.	Part Number	Pcs.
2	3009637	1	31	m10454	3
3	3003787	1	41	m01097	2
7	8000647-40207	1	42	m04612	2
8	4014570	1	44	m03926	2
9	4008049	1	45	m14008	2
10	4012011	2	46	m03681	3
11	4012205	1	56	m04503	5
12	4003966	1	57	m04301	8
13	4003744	2	59	m03775	5
14	4019191	1	60	m02533	1
15	VZ00023251	1	72	m03866	1
16	4008679	1	73	4013139	2
18	4025416	2	80	m03959	1
19	4025417	2	85	m10451	1





ⒸZ OJ T3

Ⓓ DEICHSEL T3

Ⓕ TIMON T3

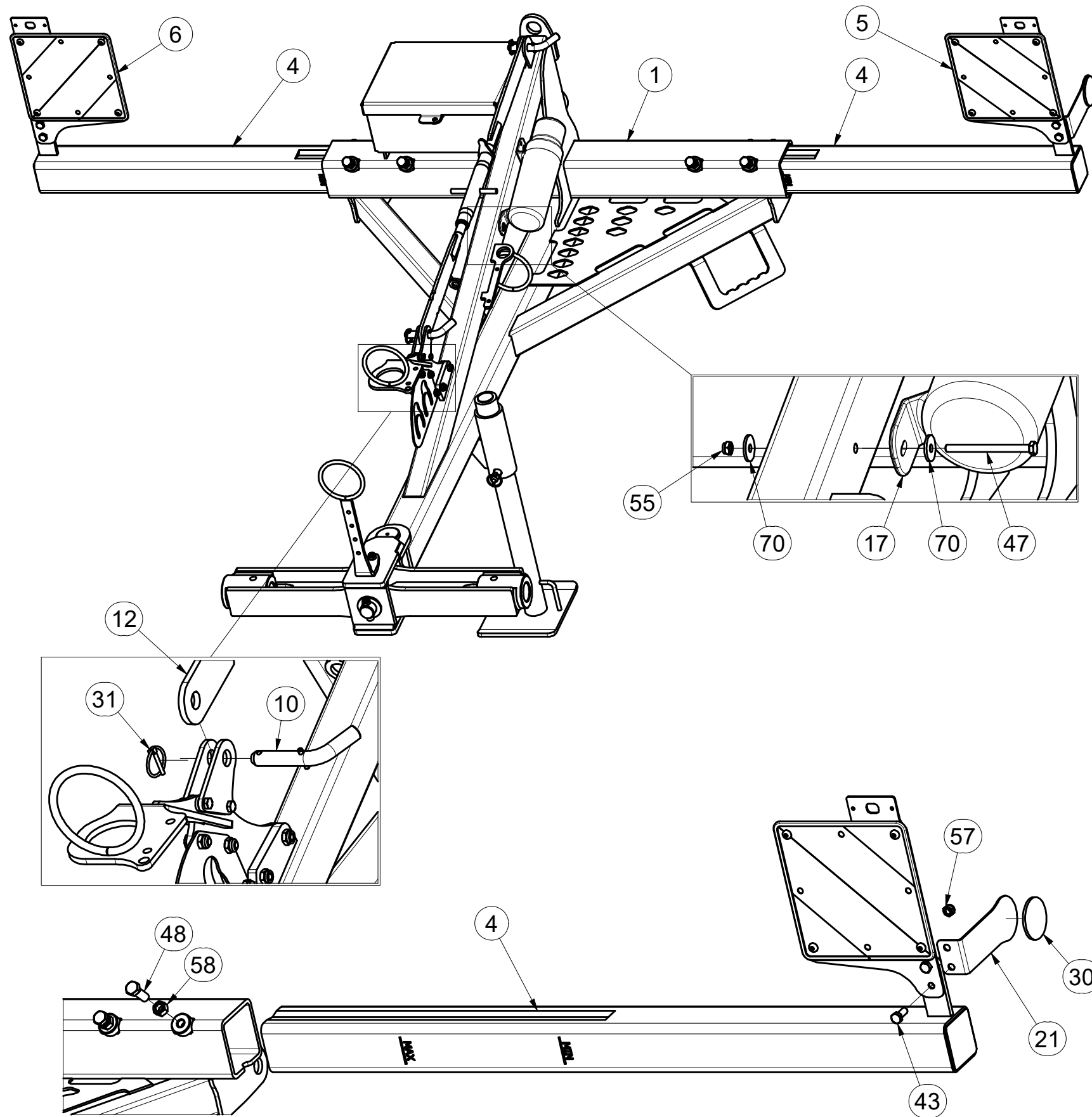
ⒼB TOW BAR T3

ⒺR ДЫШЛО T3

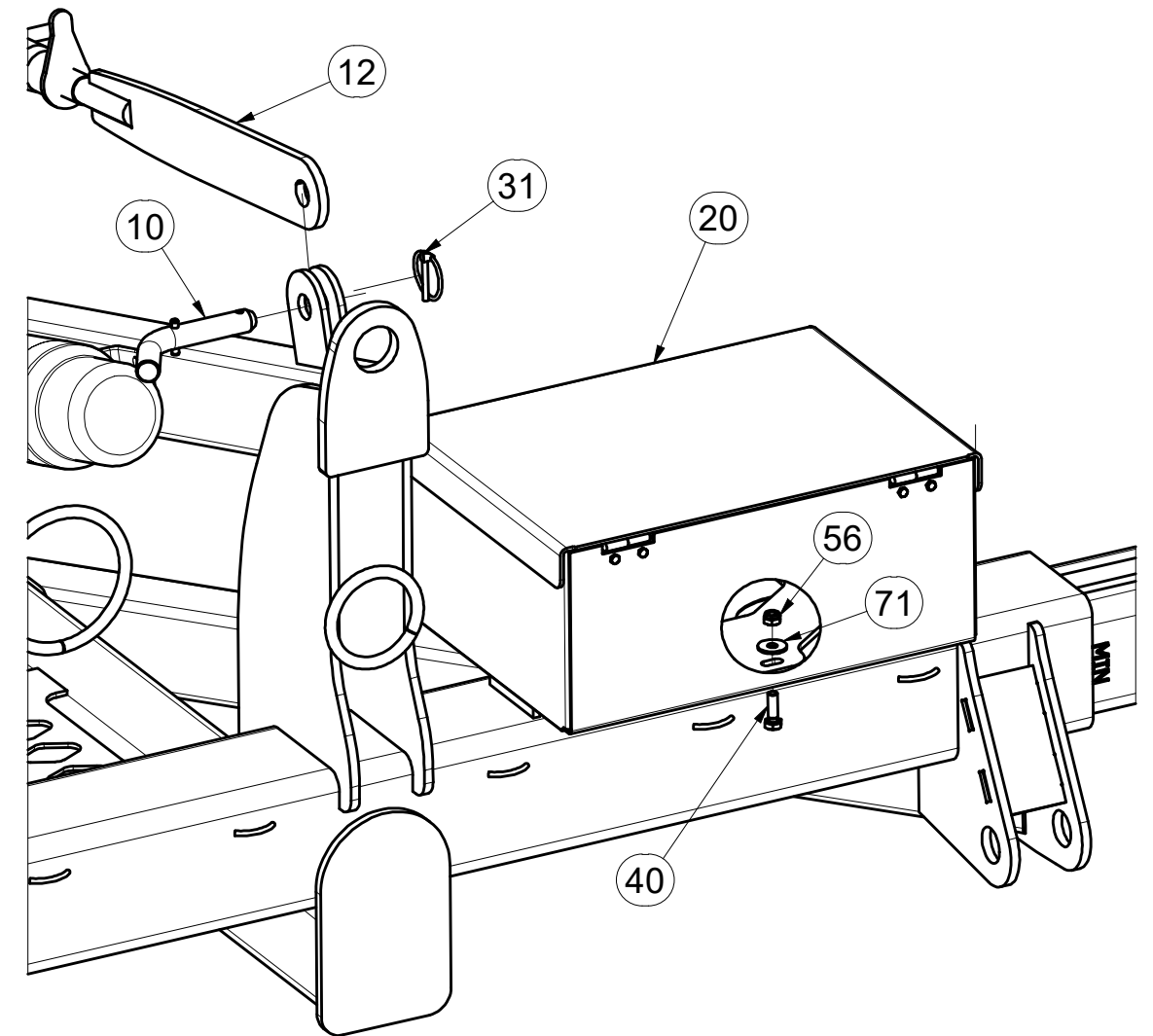
ⒻL DYSZEL T3



**VZ00023550**



Pos.	Part Number	Pcs.	Pos.	Part Number	Pcs.
1	2001261	1	31	m10454	3
4	4019255	2	40	m01092	3
5	VZ00024252	1	43	m04039	4
6	VZ00024253	1	47	m16453	2
10	4012011	2	48	m02254	4
12	4003966	1	55	m05560	2
17	m15900	1	56	m04503	5
20	m12296	1	57	m04301	8
21	VZ00023540	2	58	m01306	4
30	m02579	2	70	m16612	4
			71	m07936	3



Ⓒ OJ T3

Ⓓ DEICHSEL T3

Ⓕ TIMON T3

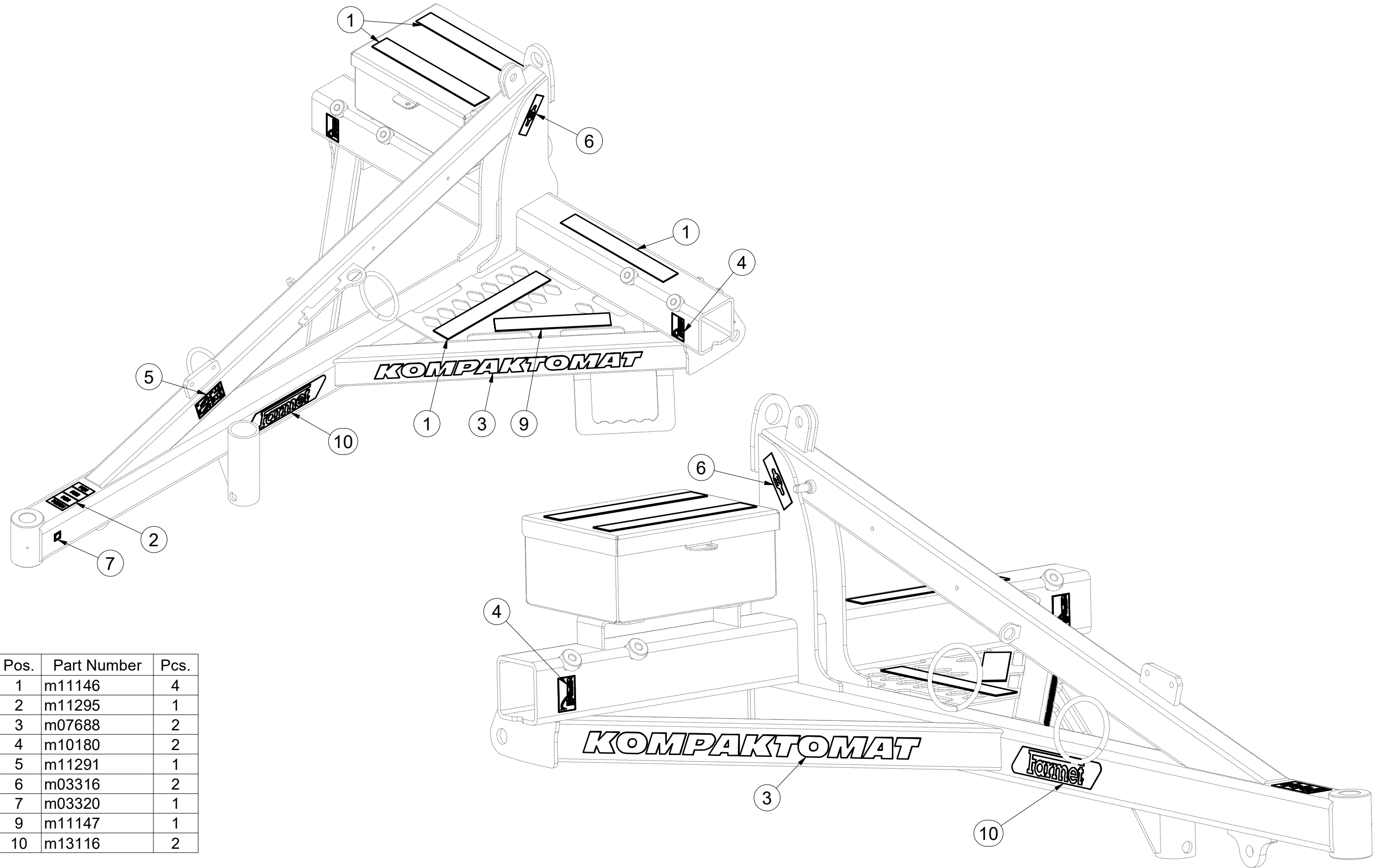
Ⓖ TOW BAR T3

Ⓡ ДЫШЛО T3

Ⓟ DYSZEL T3



**m22748**



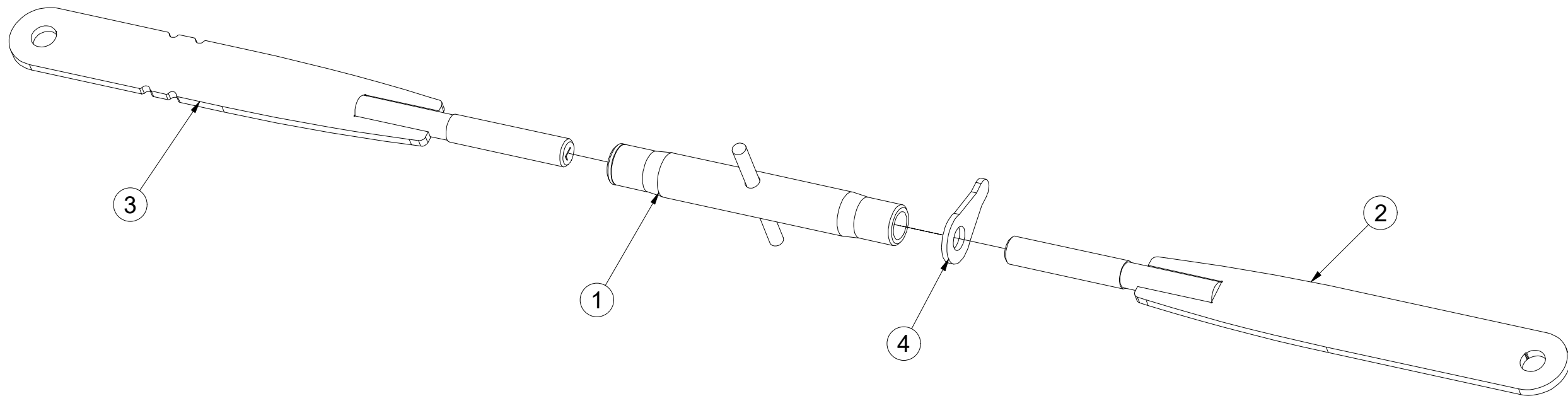
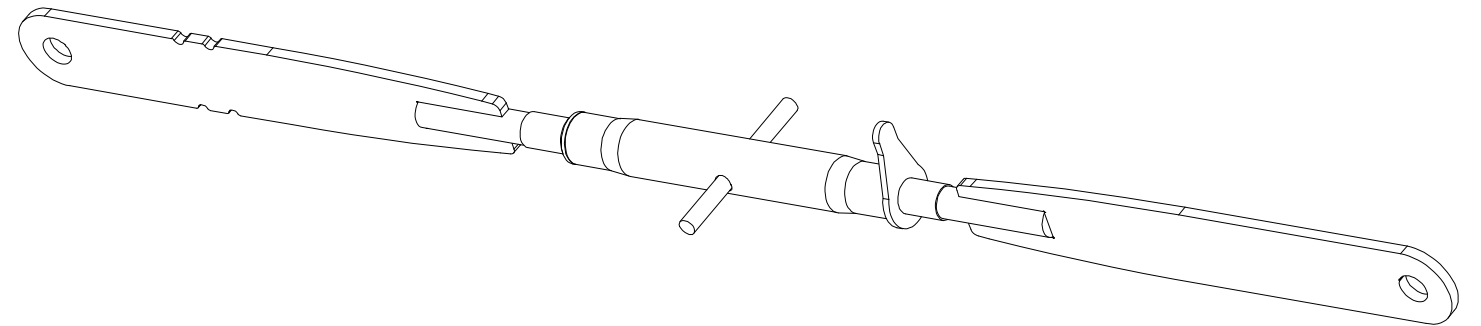
Pos.	Part Number	Pcs.
1	m11146	4
2	m11295	1
3	m07688	2
4	m10180	2
5	m11291	1
6	m03316	2
7	m03320	1
9	m11147	1
10	m13116	2

Ⓒ SPOJOVACÍ TÁHLO  
Ⓓ VERBINDUNGSSTANGE  
Ⓕ TIGE DE RACCORDEMENT

Ⓖ CONNECTING ROD  
Ⓡ СОЕДИНИТЕЛЬНАЯ ТЯГА  
Ⓟ KORBOWÓD

**Farmet**

**4003966**



Pos.	Part Number	Pcs.
1	m08880	1
2	4023421	1
3	4023423	1
4	m08881	1

Ⓒ SADA ČEPŮ TBZ 3

Ⓓ BOLZENSATZ TBZ 3

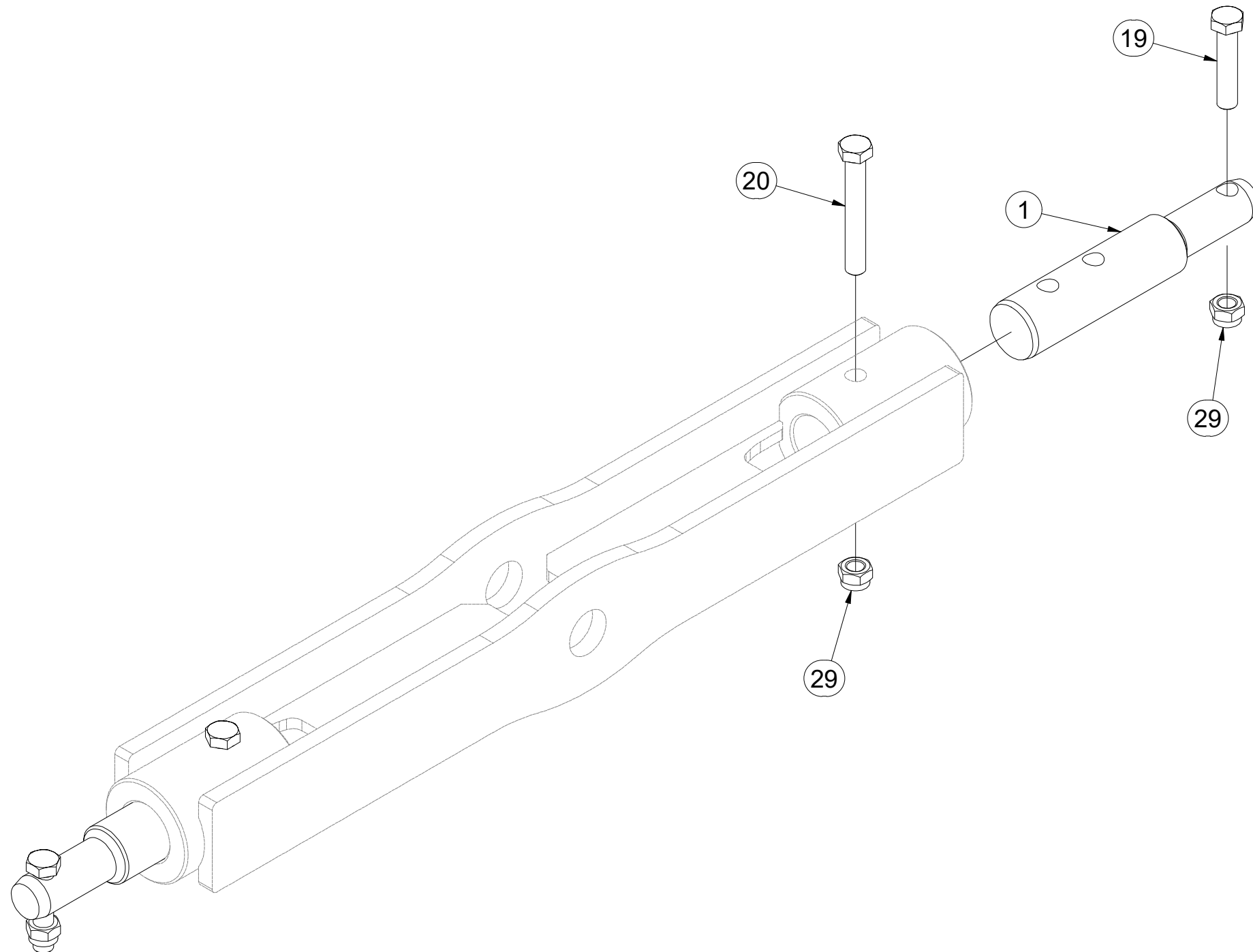
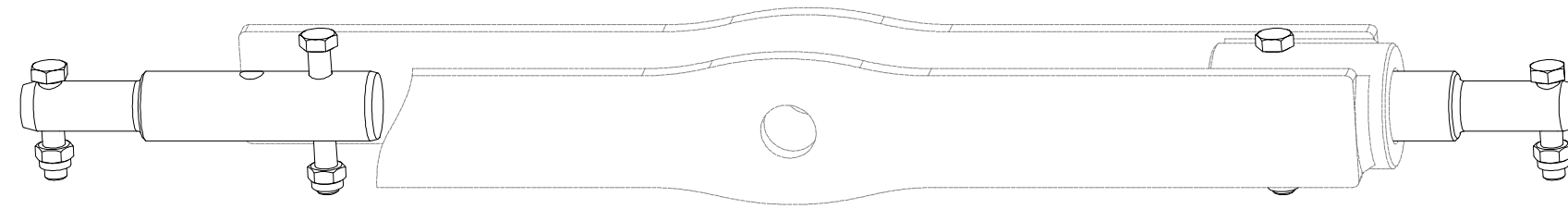
Ⓕ KIT D'EMBOUITS TBZ 3

**3011605**

Ⓖ SET OF TBZ 3 PINS

Ⓡ КОМПЛЕКТ ПАЛЬЦЕВ TBZ 3

Ⓟ ZESTAW CZOPÓW TBZ 3



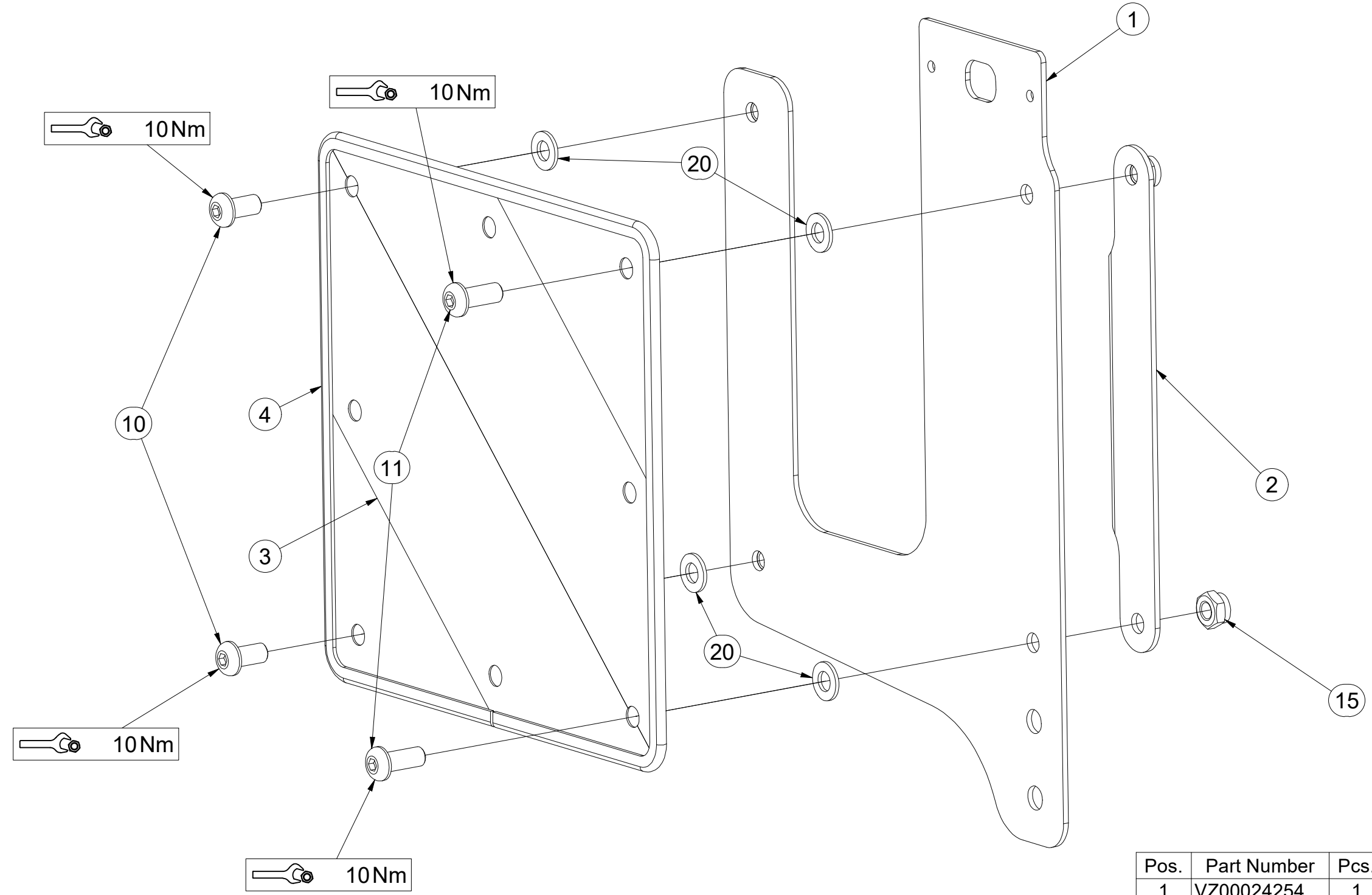
Pos.	Part Number	Pcs.
1	VZ00022884	2
19	m01133	2
20	m02970	2
29	m03683	4

CZ TERČ PŘEDNÍ LEVÝ  
 D SCHILD, VORDERES, LINKES  
 F CIBLE AVANT GAUCHE

GB LEFT FRONT DISC  
 RU ЩИТОК ПЕРЕДНИЙ ЛЕВЫЙ  
 PL TARCZA PRZEDNIA LEWA



**VZ00024252**



Pos.	Part Number	Pcs.
1	VZ00024254	1
2	VZ00024261	1
3	m18855	1
4	9005707	1
10	m16637	2
11	m16688	2
15	m03775	4
20	m01209	4

ⒸZ TERČ PŘEDNÍ PRAVÝ

Ⓓ SCHILD, VORDERES, RECHTES

Ⓕ CIBLE AVANT DROITE

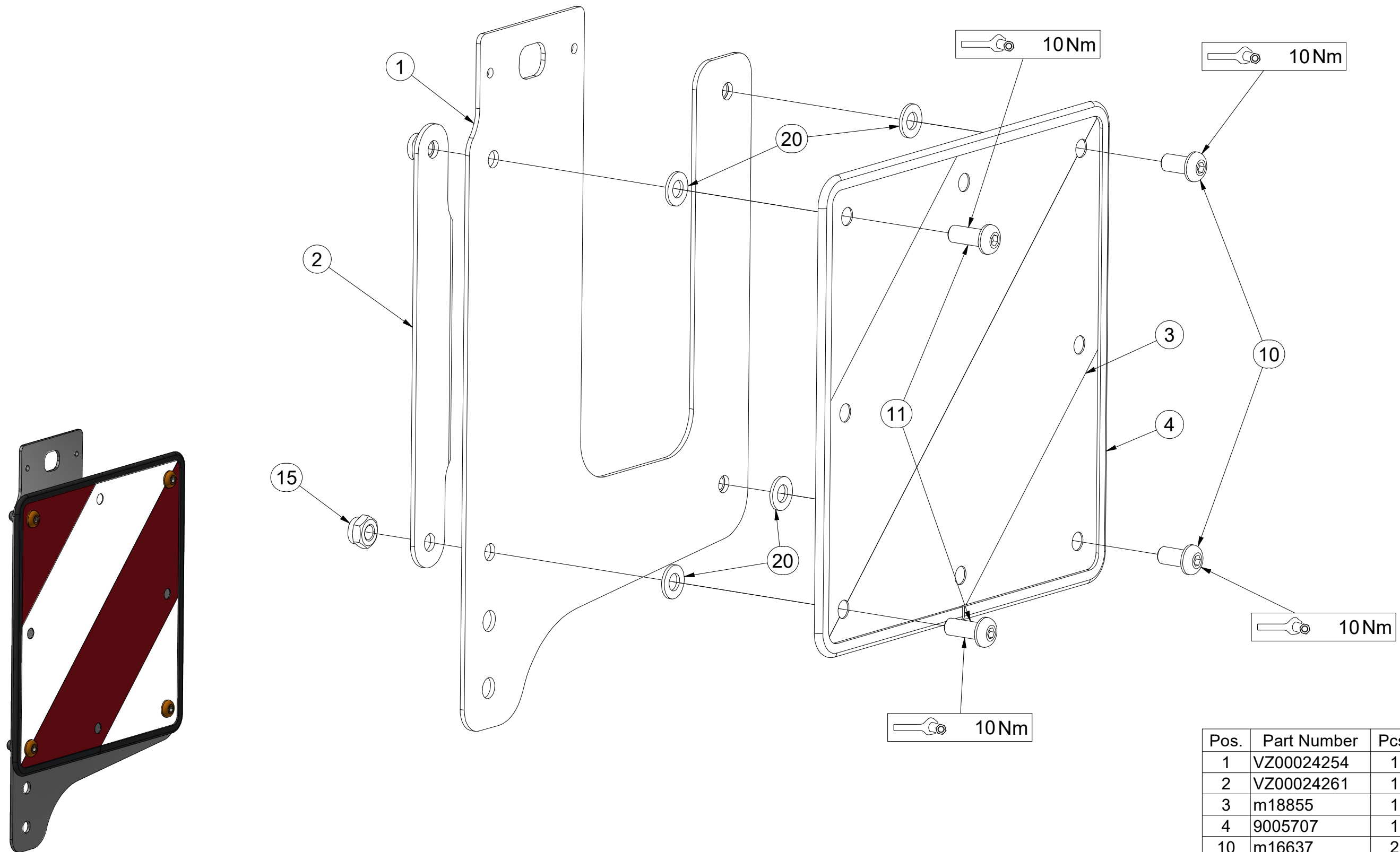
ⒸB RIGHT FRONT DISC

ⒺЩИТОК ПЕРЕДНИЙ ПРАВЫЙ

Ⓖ TARCZA PRZEDNIA PRAWA



**VZ00024253**



Pos.	Part Number	Pcs.
1	VZ00024254	1
2	VZ00024261	1
3	m18855	1
4	9005707	1
10	m16637	2
11	m16688	2
15	m03775	4
20	m01209	4

Ⓒ SADA KYPŘIČŮ STOP

Ⓓ SPURENLOCKERERSATZ

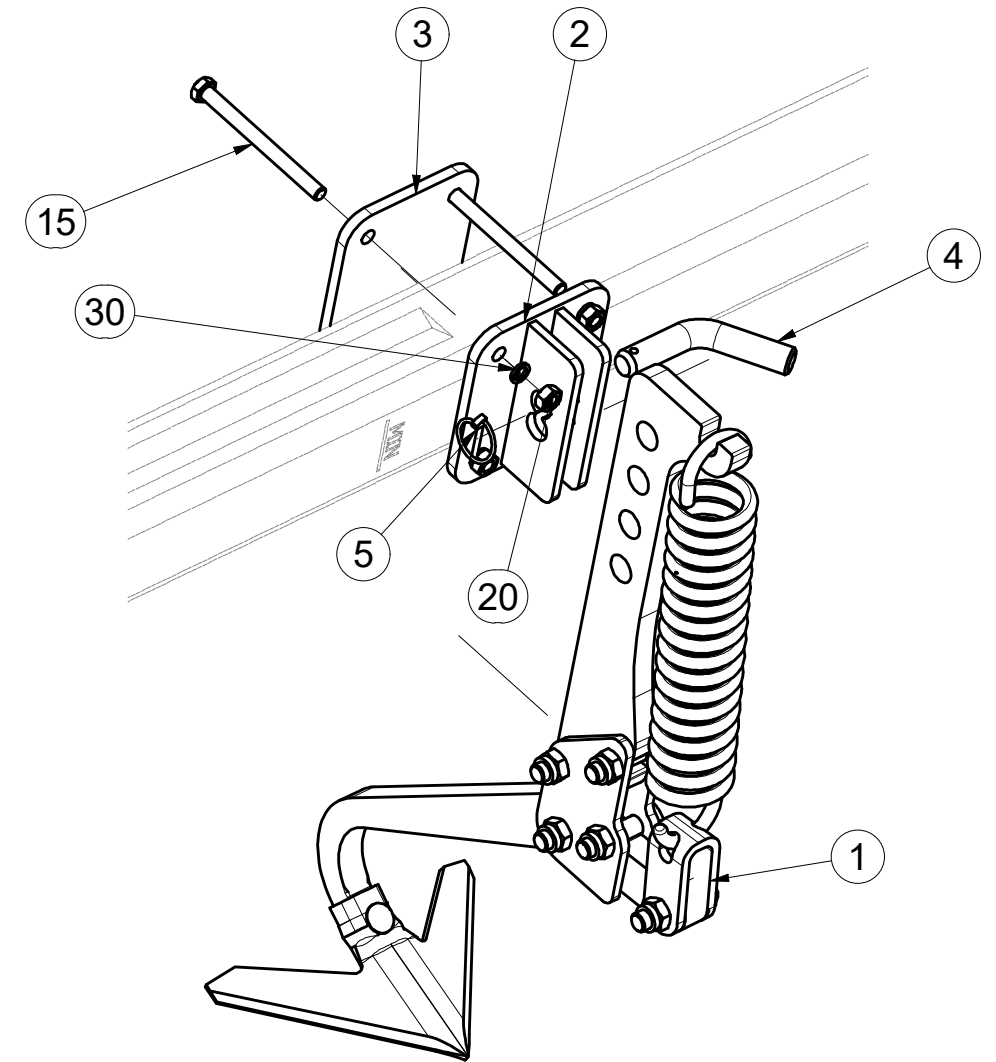
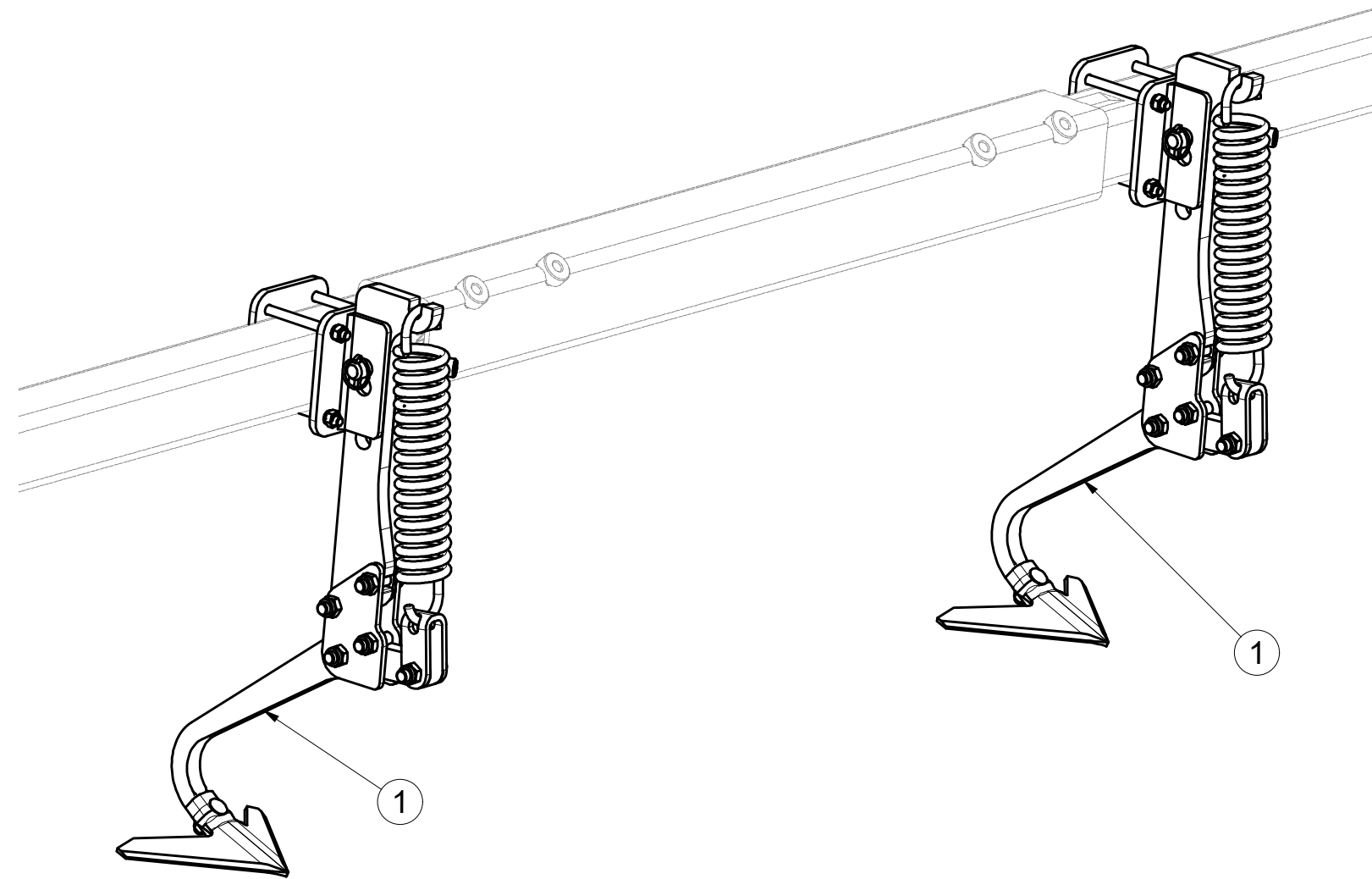
Ⓕ KIT DE CULTIVATEURS DE TRACES

**3005536**

Ⓖ SET OF TRACK CULTIVATORS

Ⓡ КОМПЛЕКТ РЫХЛИТЕЛЕЙ КОЛЕИ

Ⓟ ZESTAW SPULCHNIACZY ŚLADÓW



Pos.	Part Number	Pcs.	Pos.	Part Number	Pcs.
1	4026045	2	5	m10454	2
2	4019042	2	15	m05946	8
3	4009468	2	20	m01305	8
4	m08885	2	30	m03988	8

Ⓒ KYPŘIČ STOP

Ⓓ SPURENLOCKERER

Ⓕ CULTIVATEUR DES TRACES

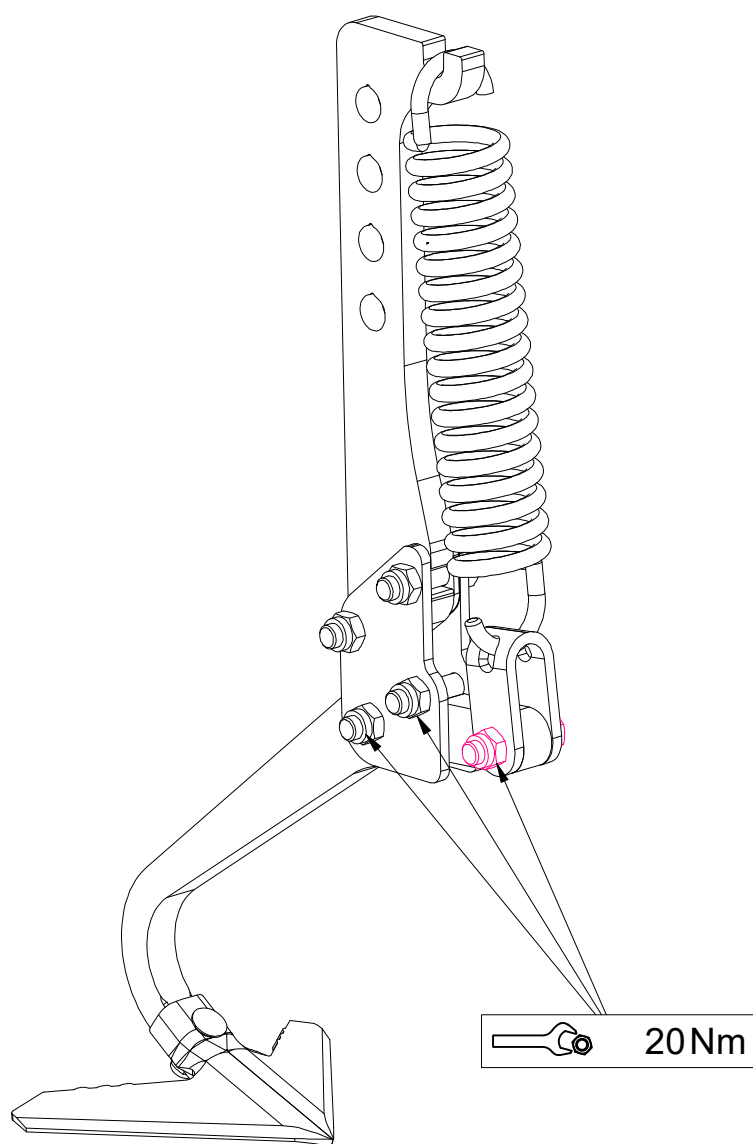
Ⓖ TRACK CULTIVATOR

Ⓡ РЫХЛИТЕЛЬ КОЛЕИ

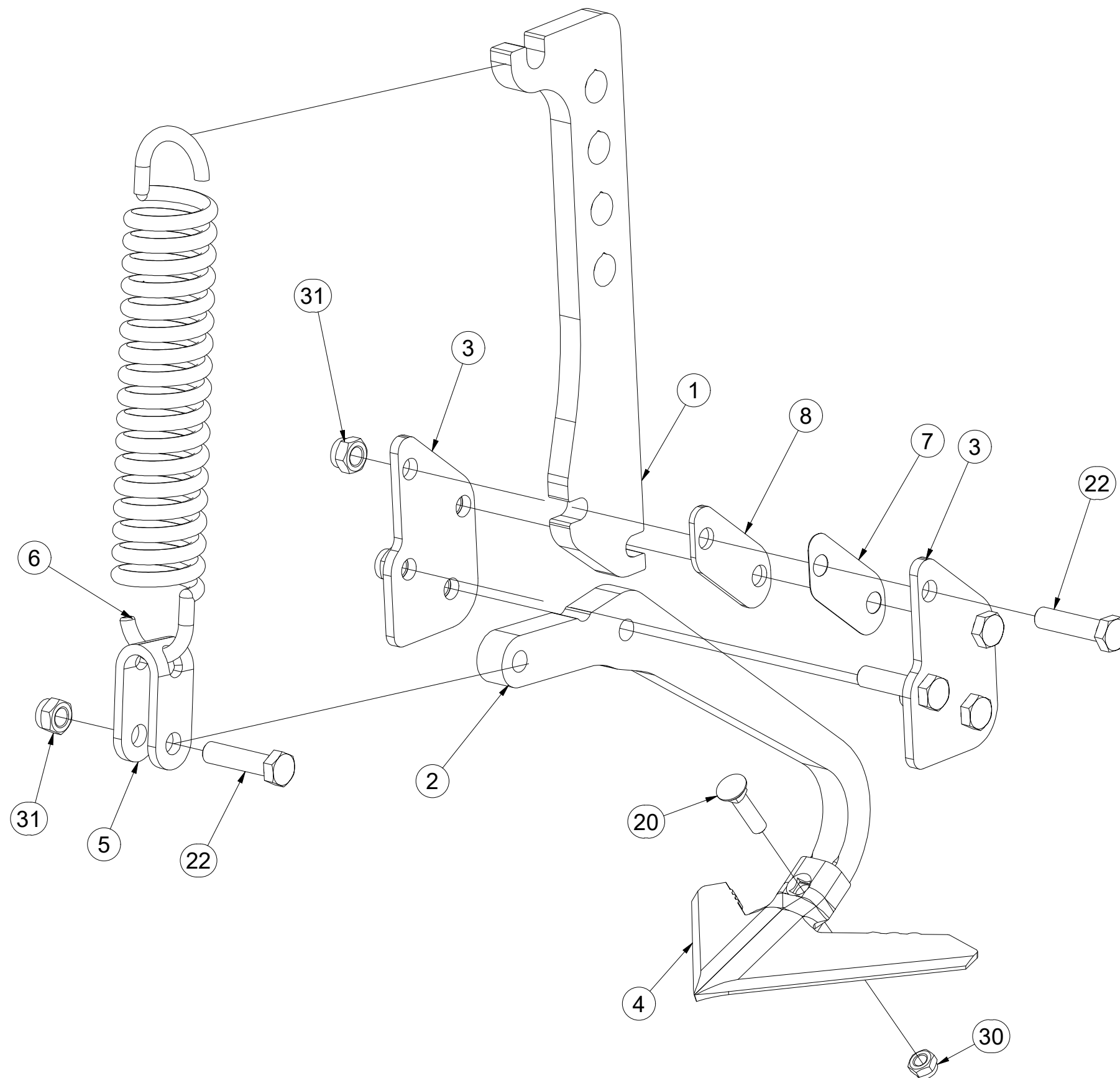
Ⓟ SPULCHNIARKA STÓP



**4026045**



Pos.	Part Number	Pcs.
1	4017307	1
2	4025591	1
3	4005582	2
4	3000236-KOO	1
5	4005445	1
6	m02597	1
7	4005591	1
8	4026202	1
20	m10440	1
22	m06587	5
30	m21001	1
31	m03683	5





Ⓒ SADA PŘEDNÍCH SMYKŮ

Ⓓ SATZ VORDERE ACKERSCHLEPPEN

Ⓕ KIT DE NIVELEURS AVANT

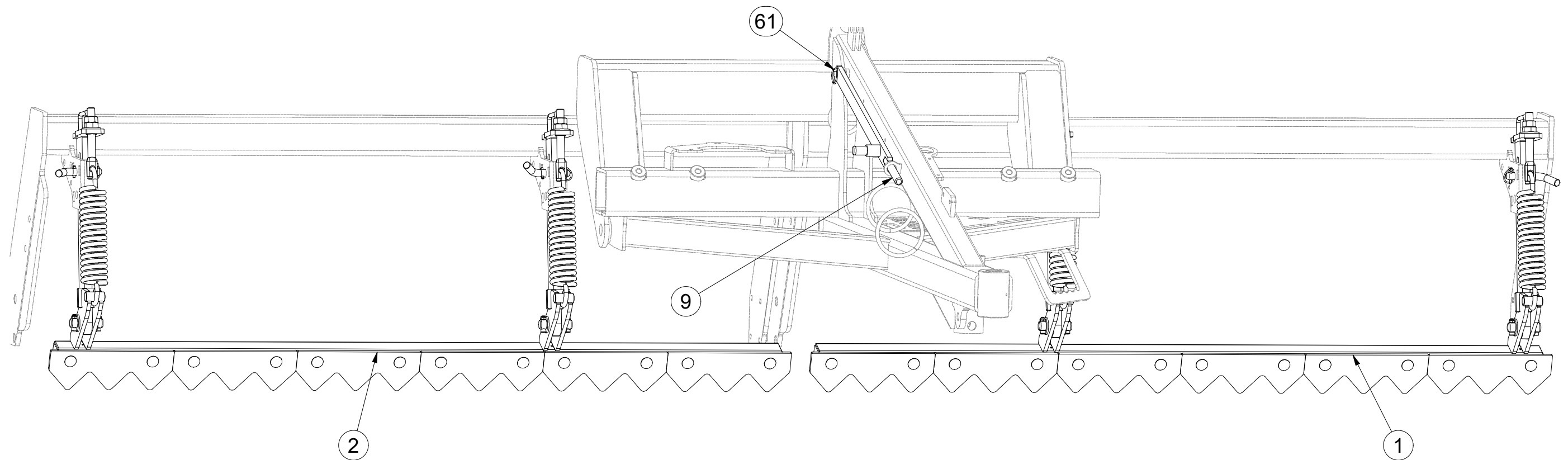
**3006192**

Ⓖ SET OF FRONT LEVELLING BARS

Ⓡ КОМПЛЕКТ ПЕРЕДНИХ БОРОН

Ⓟ ZESTAW PRZEDNICH WŁÓK

**Farmet**



Pos.	Part Number	Pcs.
1	VZ00027894	1
2	VZ00027895	1
9	4006829	1
61	m10454	5

Ⓒ SADA PŘEDNÍCH SMYKŮ

Ⓓ SATZ VORDERE ACKERSCHLEPPEN

Ⓕ KIT DE NIVELEURS AVANT

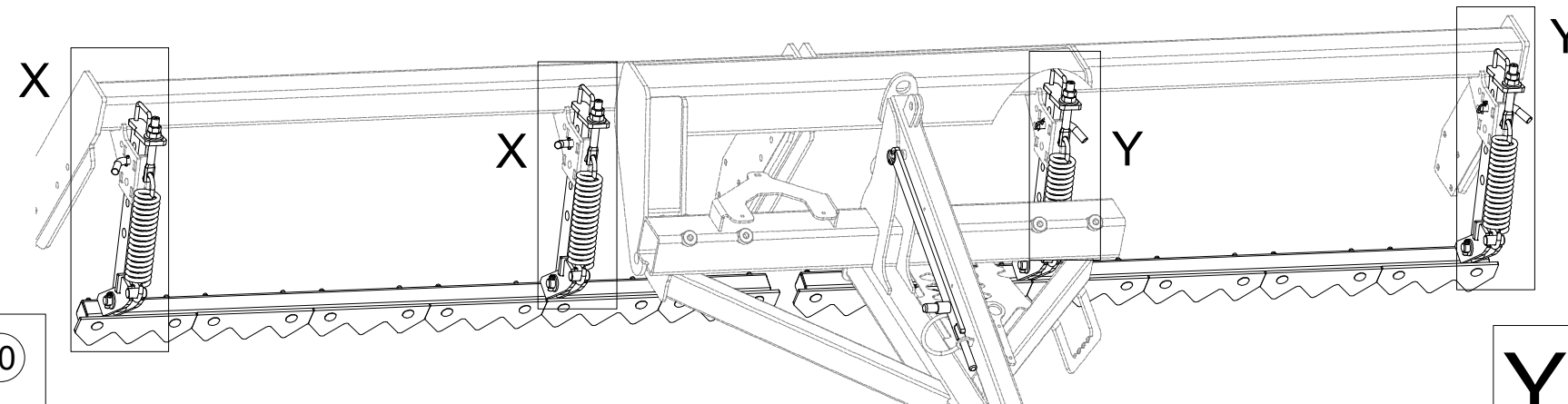
Ⓖ SET OF FRONT LEVELLING BARS

Ⓡ КОМПЛЕКТ ПЕРЕДНИХ БОРОН

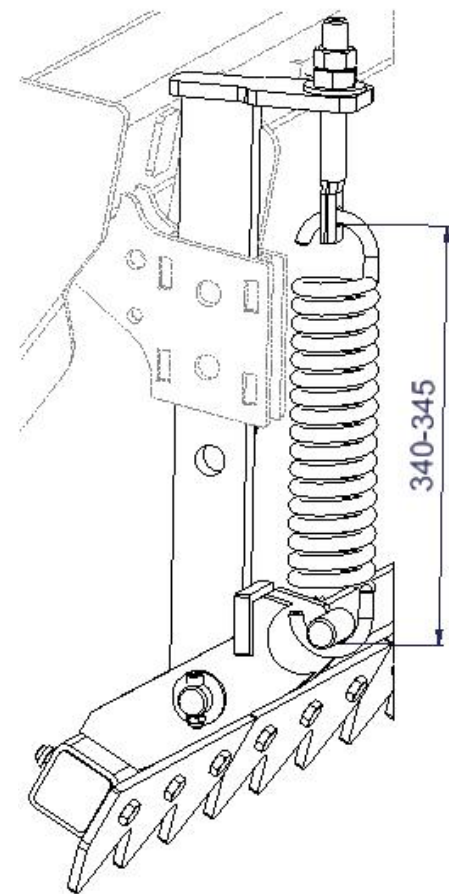
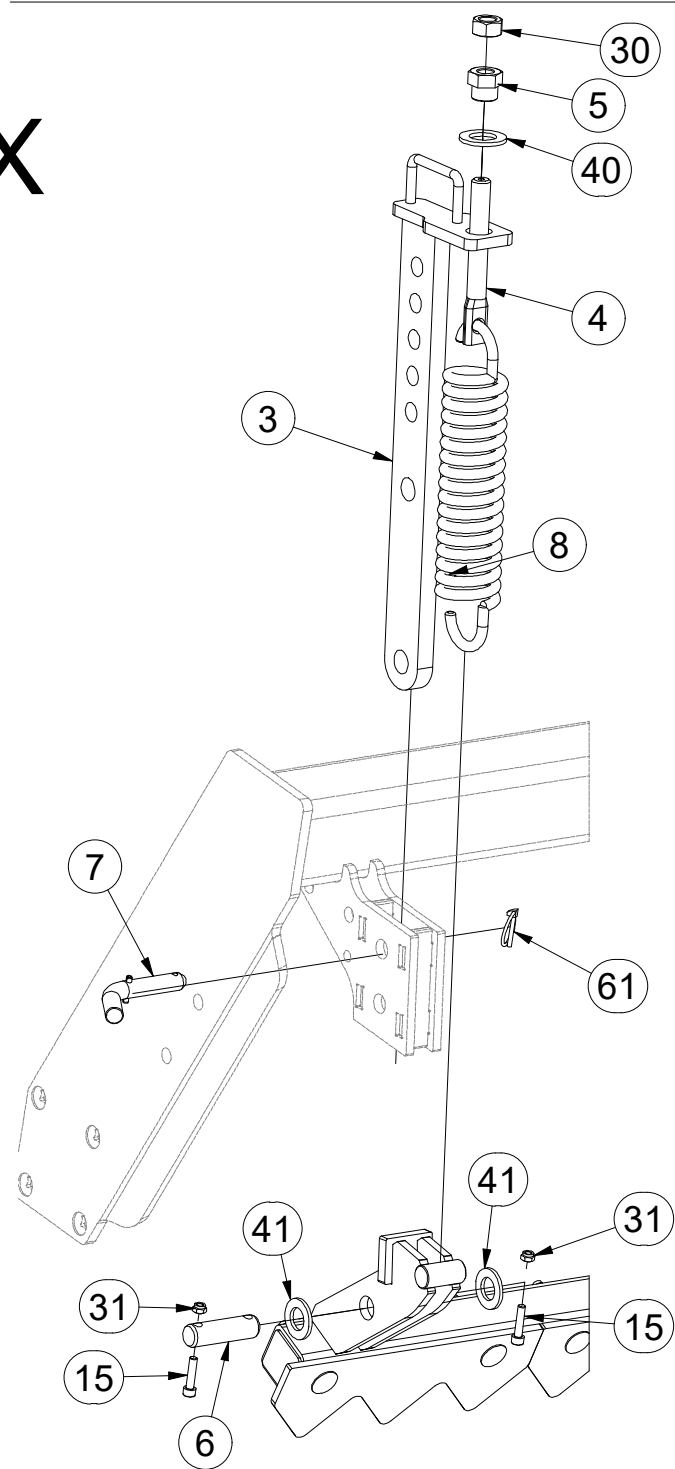
Ⓟ ZESTAW PRZEDNICH WŁÓK



**3006192**

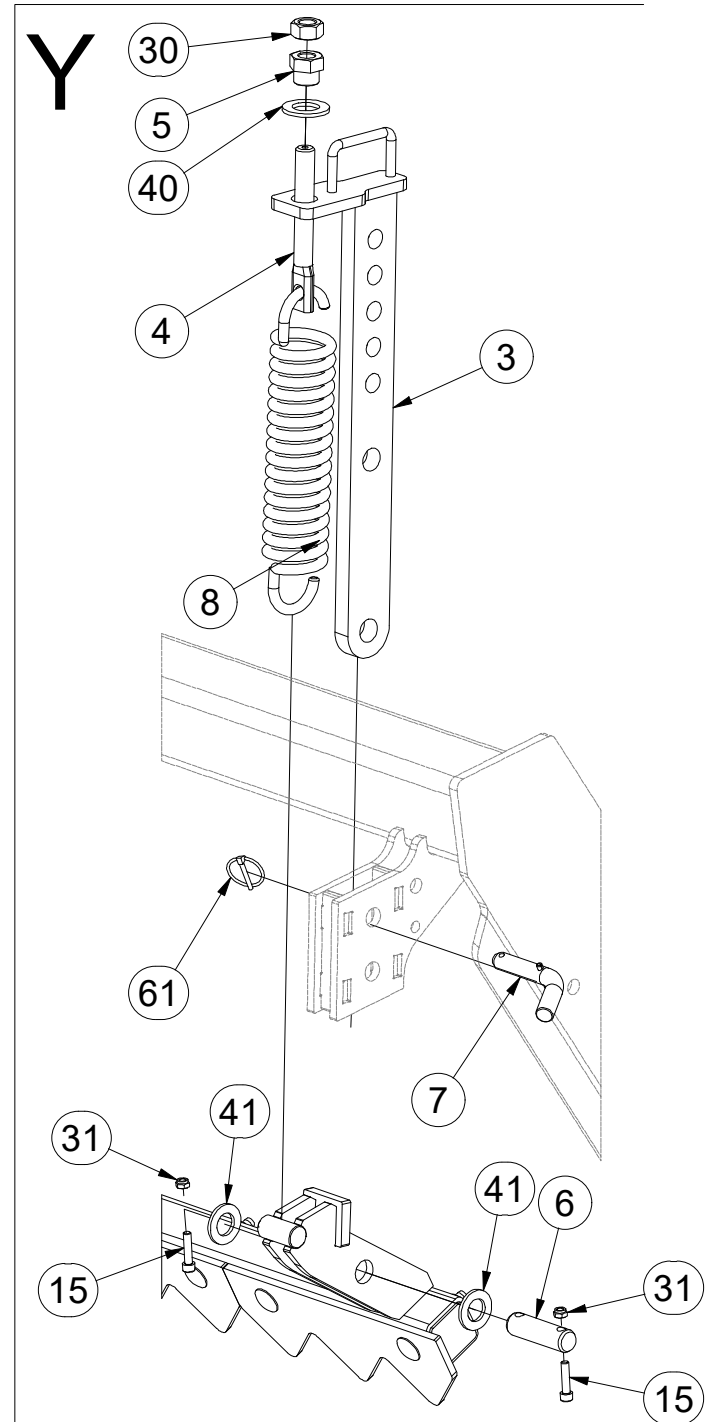


**X**



Pos.	Part Number	Pcs.
3	3008686	4
4	4003401	4
5	4000189	4
6	4010390	4
7	4012011	4
8	m02597	4
15	m09464	8
30	m01307	4
31	m04503	8
40	m01225	4
41	m14028	8
61	m10454	5

**Y**



Ⓒ PŘEDNÍ SMYK

Ⓓ VORDERE ACKERSCHLEIFE

Ⓕ NIVELEUR AVANT

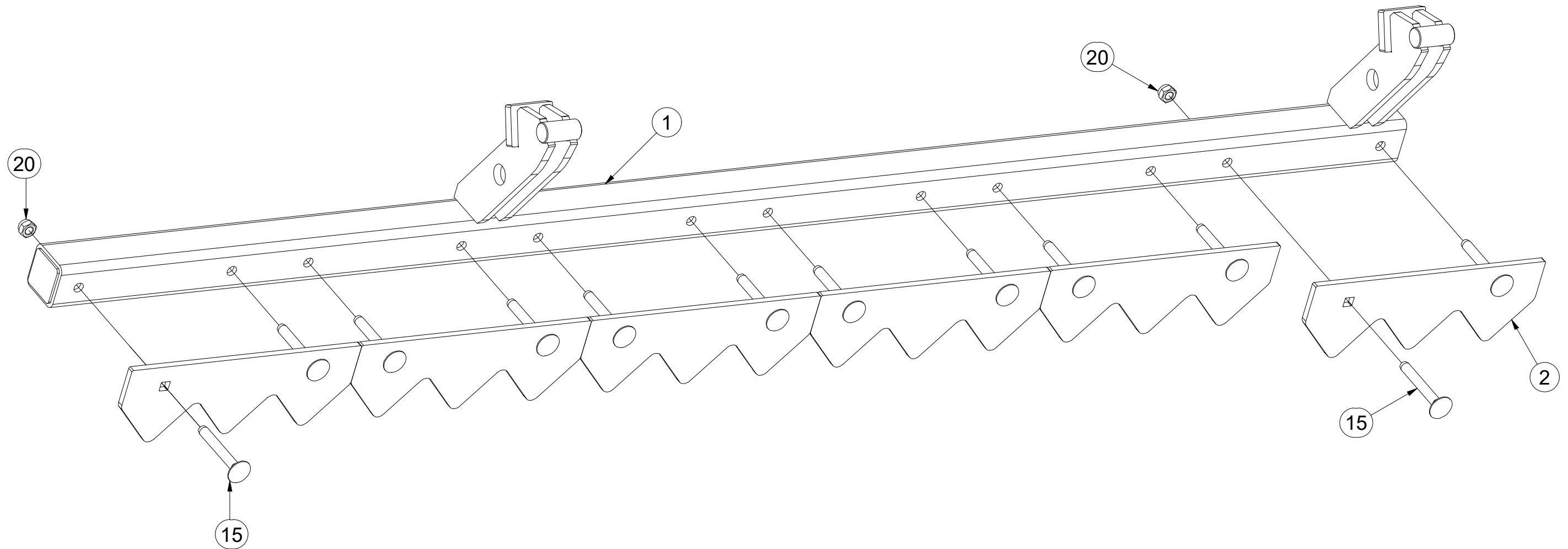
**VZ00027894**

Ⓒ FRONT LEVELLER

Ⓓ ПЕРЕДНЯЯ БОРОНА

Ⓕ PRZEDNIA WŁÓKA

**Farmet**



Pos.	Part Number	Pcs.
1	VZ00027896	1
2	VZ00003366	6
15	m08339	12
20	m04301	12

Ⓒ PŘEDNÍ SMYK

Ⓓ VORDERE ACKERSCHLEIFE

Ⓕ NIVELEUR AVANT

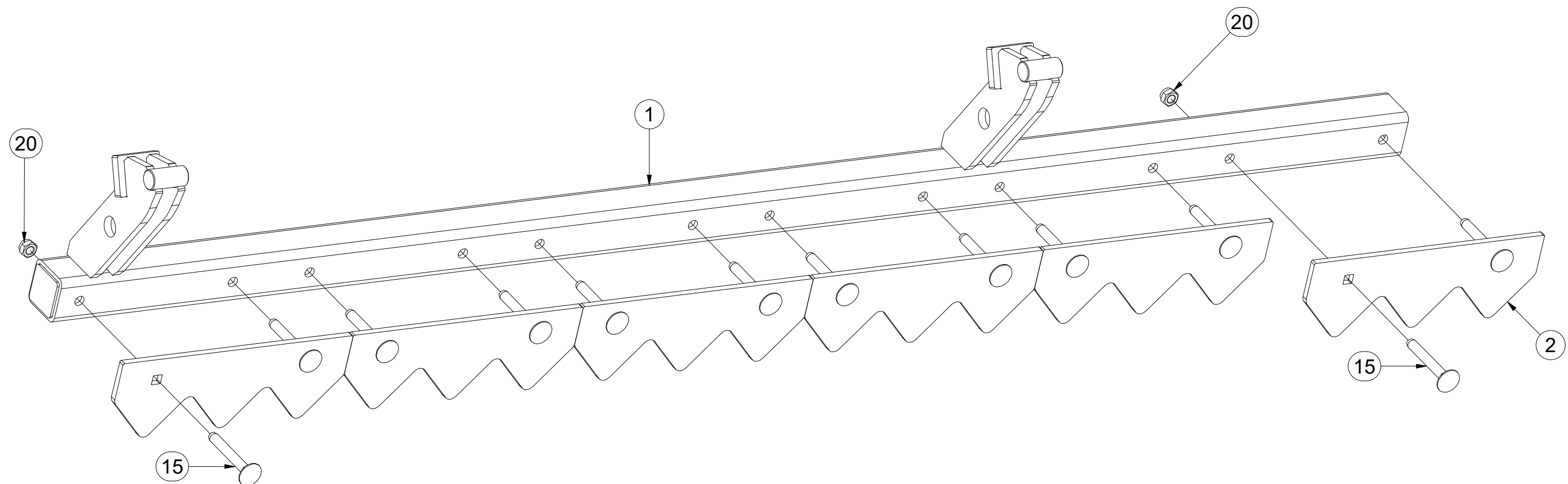
**VZ00027895**

Ⓖ FRONT LEVELLER

Ⓡ ПЕРЕДНЯЯ БОРОНА

Ⓟ PRZEDNIA WŁÓKA

**Farmet**



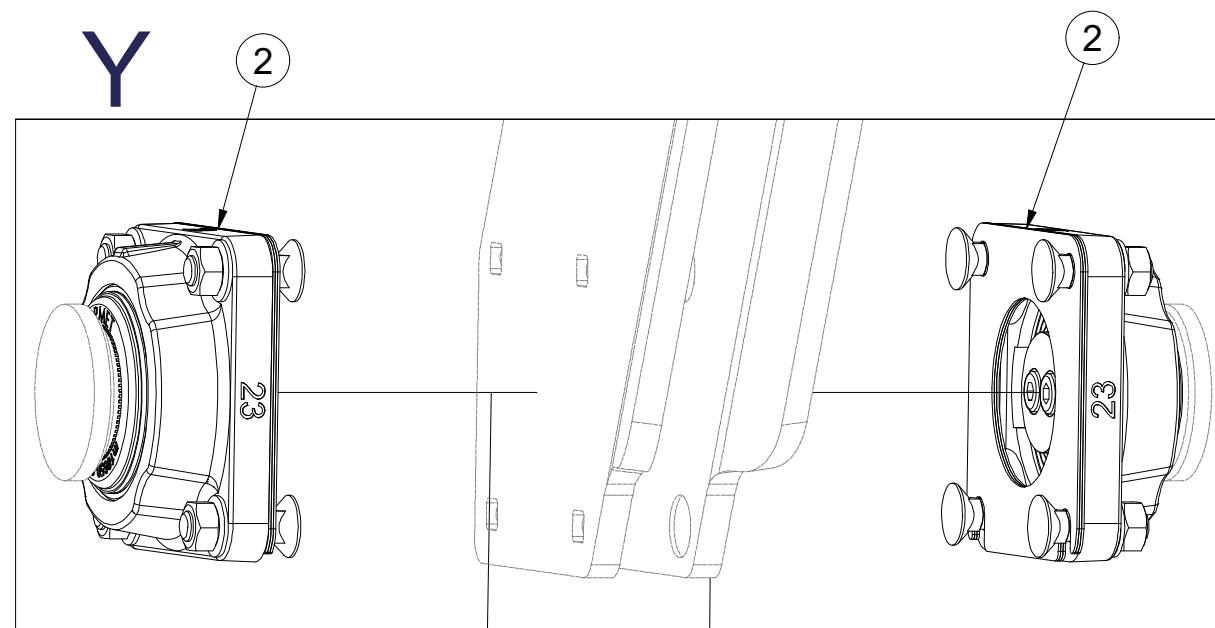
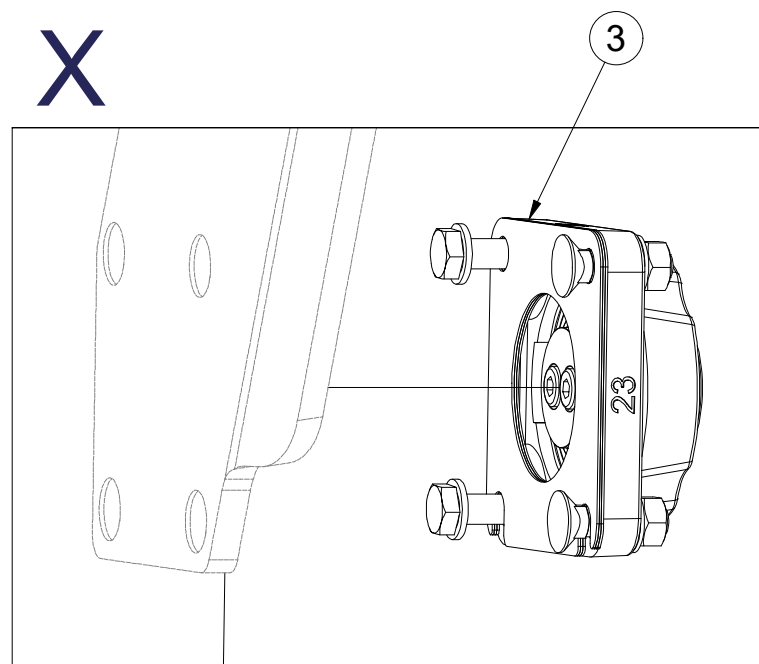
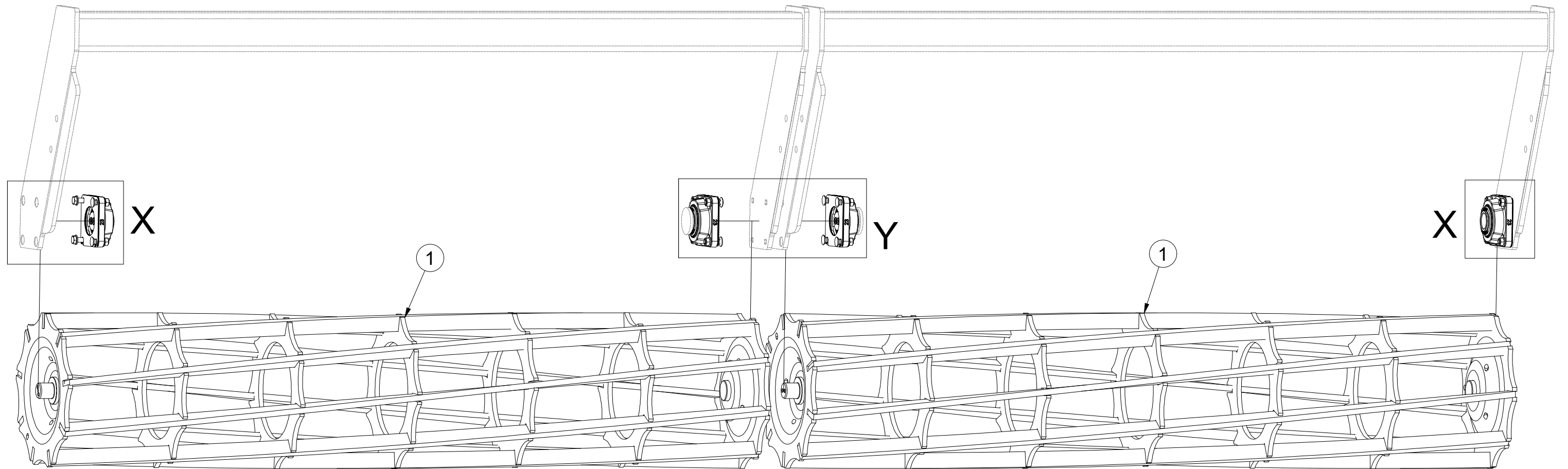
Pos.	Part Number	Pcs.
1	VZ00027897	1
2	VZ00003366	6
15	m08339	12
20	m04301	12

CZ SADA PŘEDNÍCH VÁLCŮ  
 D SATZ VORDERE WALZEN  
 F KIT DE ROULEAUX AVANT

GB SET OF FRONT ROLLERS  
 RU КОМПЛЕКТ ПЕРЕДНИХ КАТКОВ  
 PL ZESTAW PRZEDNICH WAŁÓW

**Farmet**

**VZ00040116**



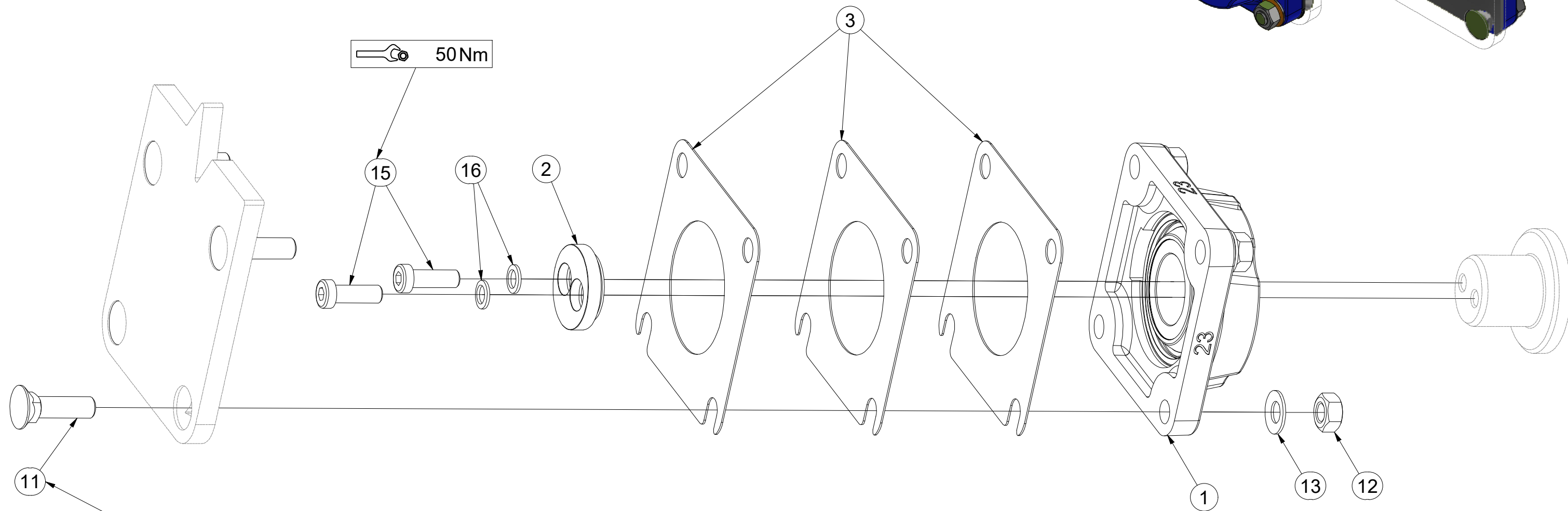
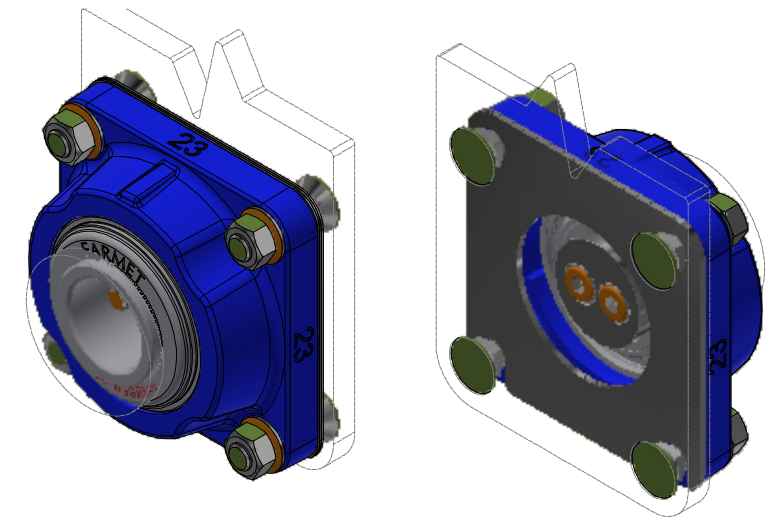
Pos.	Part Number	Pcs.
1	VZ00037622	2
2	VZ00038060	2
3	VZ00039819	2

CZ SADA LOŽISEK  
 D SATZ LAGER  
 F KIT DE ROULEMENTS

GB SET OF BEARINGS  
 RU КОМПЛЕКТ ПОДШИПНИКОВ  
 PL ZESTAW ŁOŻYSK



**VZ00038060**



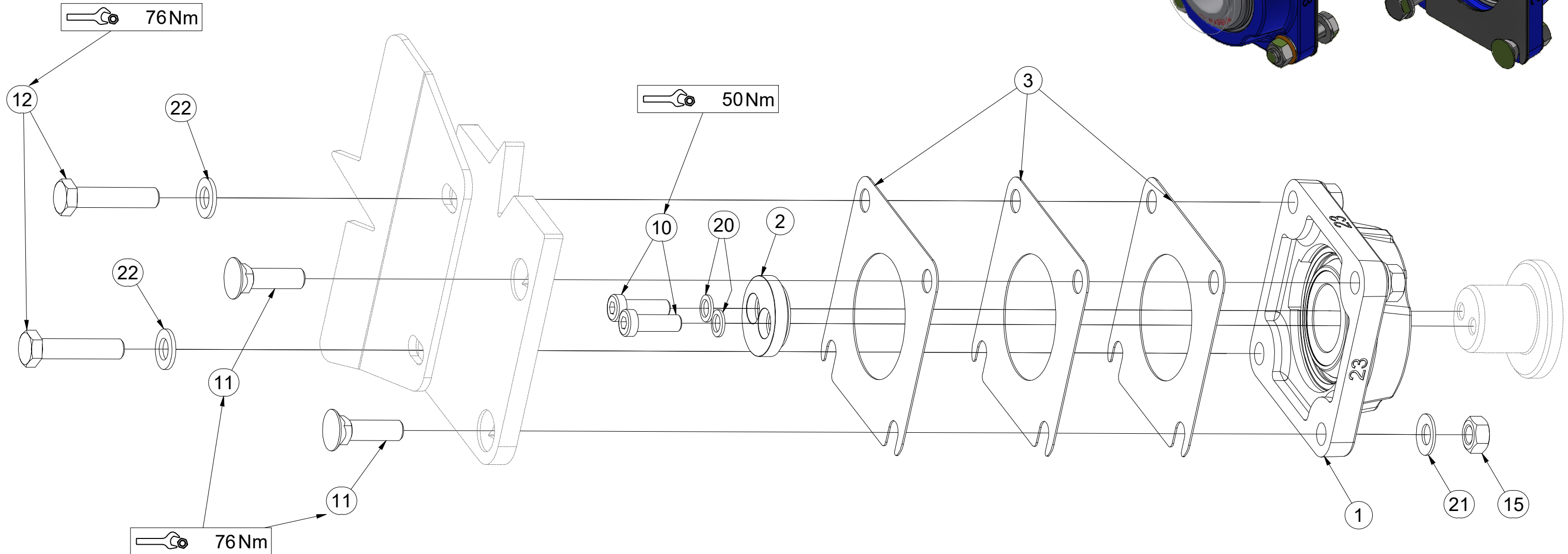
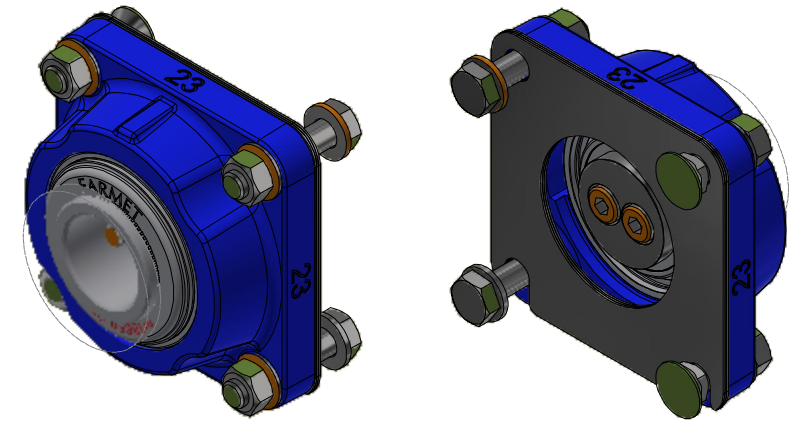
Pos.	Part Number	Pcs.
1	m18650-23	1
2	VZ00038211	1
3	4016809	3
11	m03519	4
12	m01305	4
13	m17545	4
15	m24320	2
16	m24356	2

CZ SADA LOŽISEK  
 D SATZ LAGER  
 F KIT DE ROULEMENTS

GB SET OF BEARINGS  
 RU КОМПЛЕКТ ПОДШИПНИКОВ  
 PL ZESTAW ŁOŻYSK

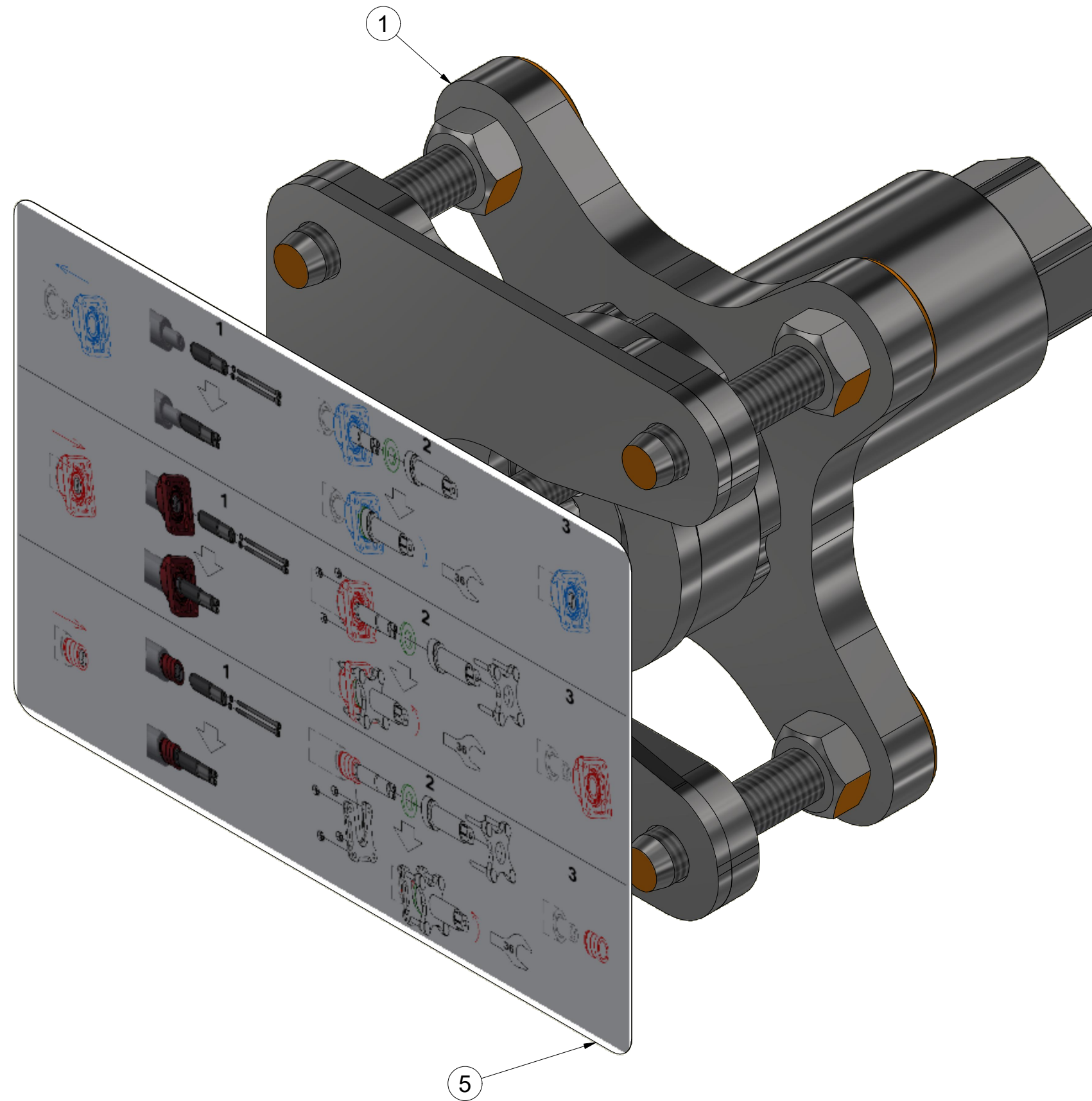


**VZ00039819**



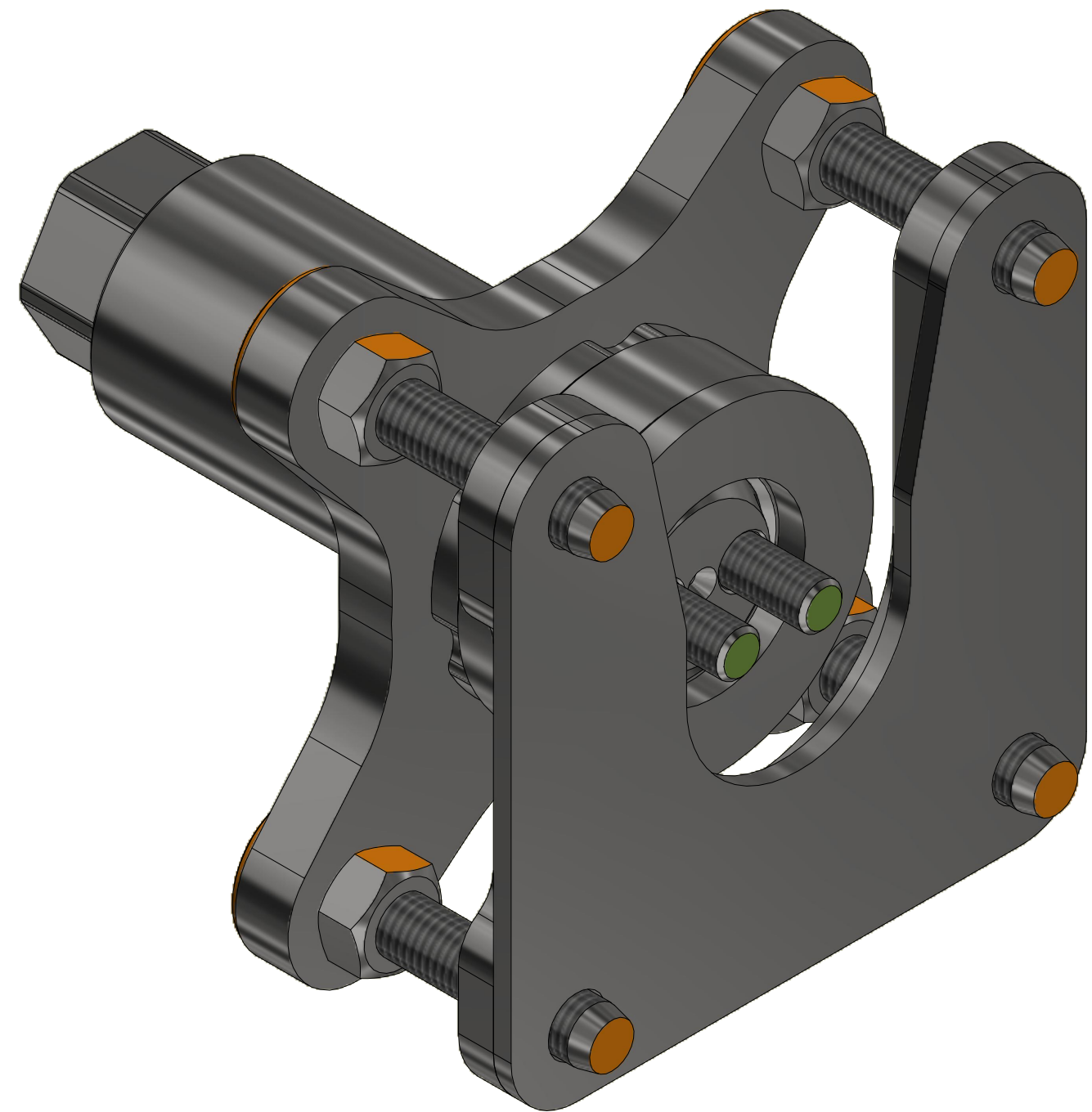
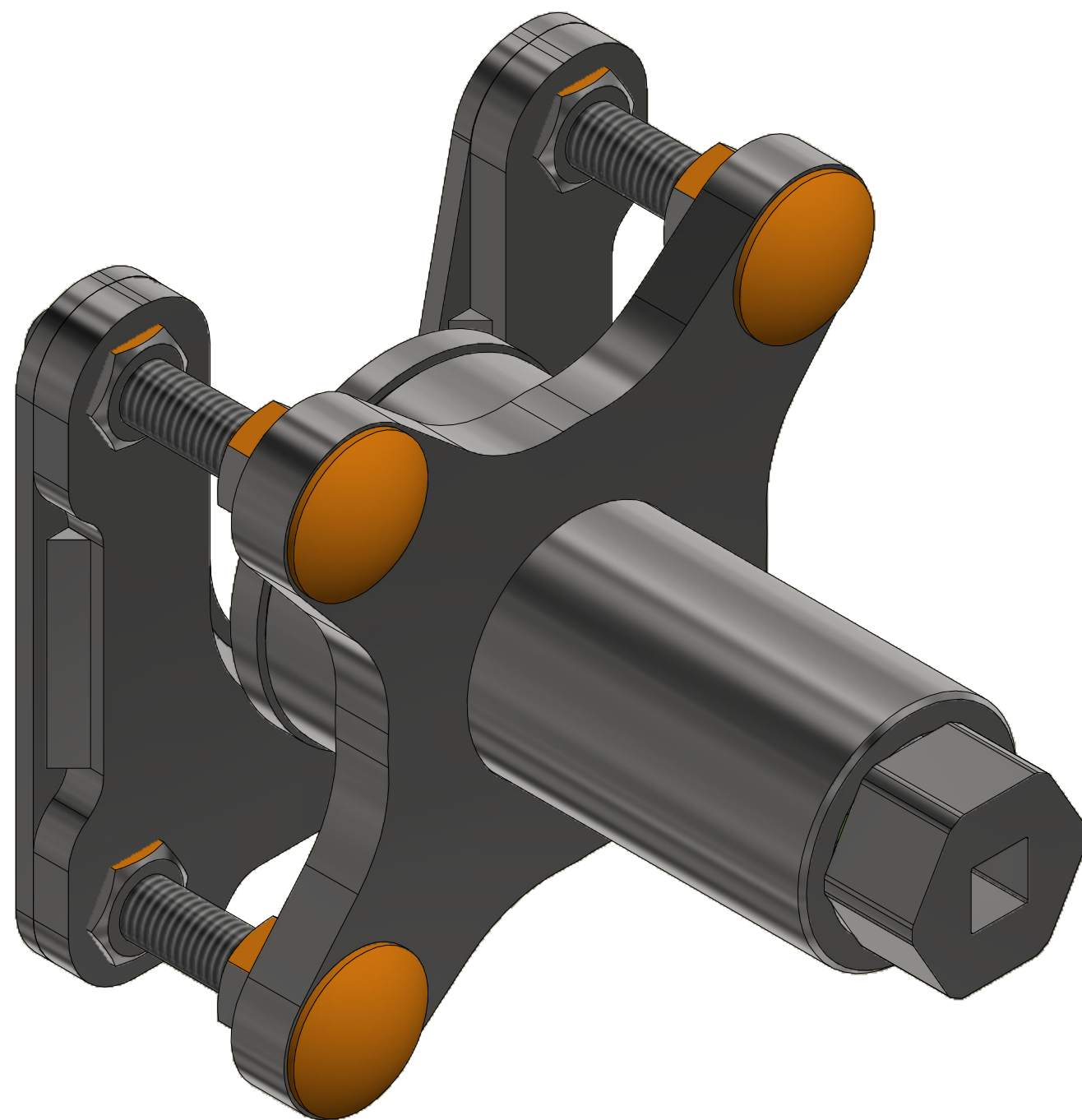
Pos.	Part Number	Pcs.
1	m18650-23	1
2	VZ00038211	1
3	4016809	3
10	m24320	2
11	m03519	2
12	m04412	2
15	m01305	4
20	m24356	2
21	m17545	4
22	m17741	2

**VZ00038564**

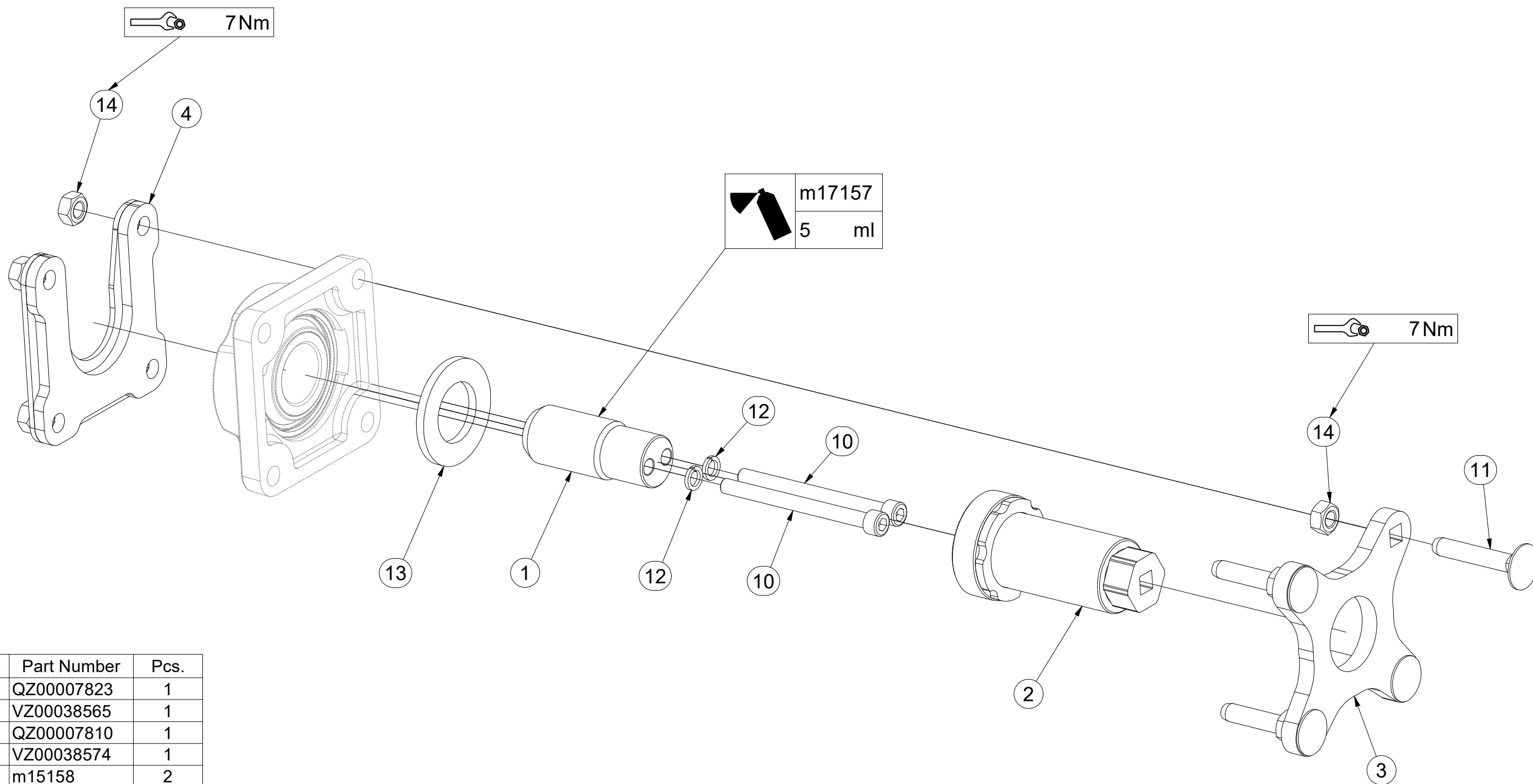


Pos.	Part Number	Pcs.
1	VZ00040530	1
5	m24596	1





**VZ00040530**



Pos.	Part Number	Pcs.
1	QZ00007823	1
2	VZ00038565	1
3	QZ00007810	1
4	VZ00038574	1
10	m15158	2
11	m17684	4
12	m01208	2
13	m03636	1
14	m10439	8
20	m17157	5,00 ml

ⒸZ SADA OVLÁDÁNÍ RADLICE

Ⓓ STEUERSATZ PFLUGSCHAR/PFLUGSCHAREN

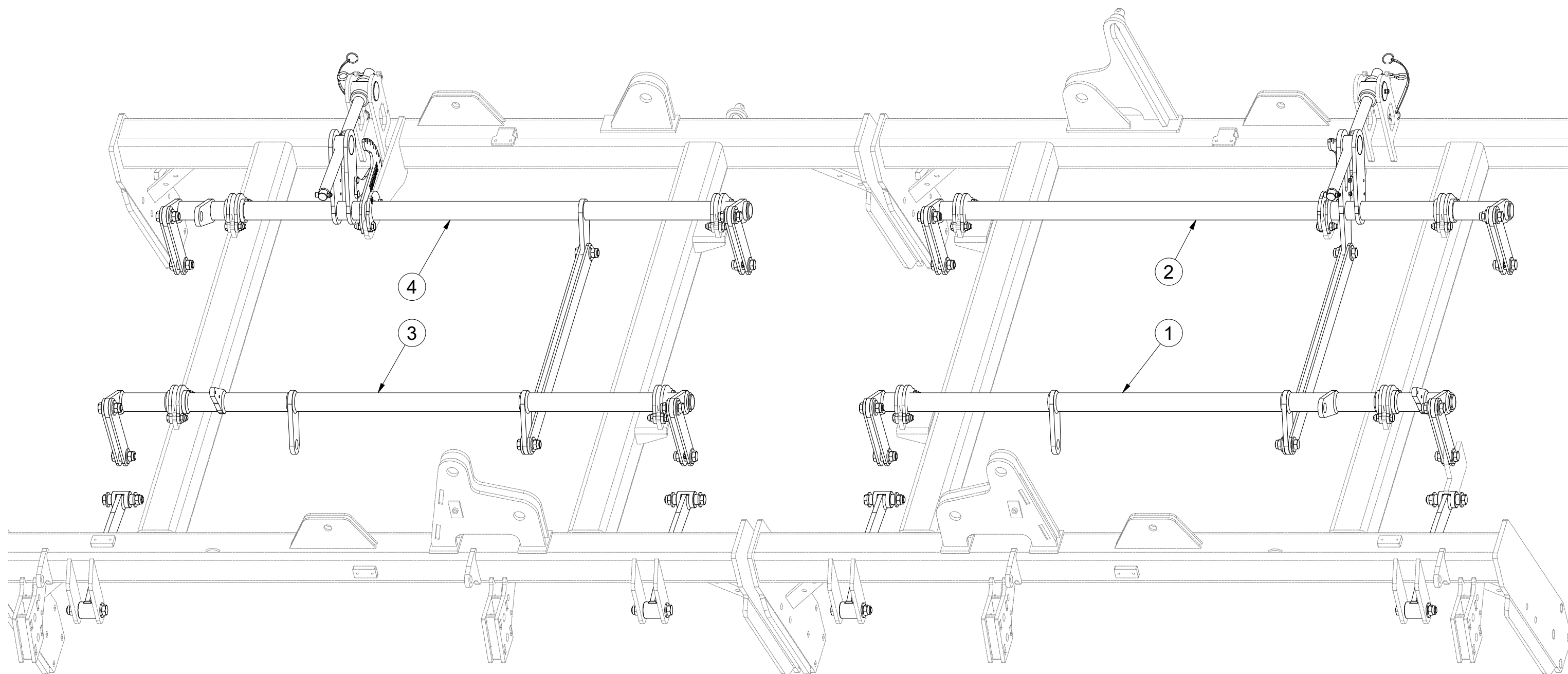
Ⓕ KIT DE COMMANDE DU SOC/DES SOC

**VZ00039465**

ⒸGB SET OF PLOUGHSHARE CONTROL

ⒸRU КОМПЛЕКТ УПРАВЛЕНИЯ ЛАПЫ/ЛАП

ⒸPL ZESTAW STEROWANIA REDLICA/RADLICAMI



Pos.	Part Number	Pcs.
1	VZ00042026	1
2	VZ00039470	1
3	VZ00023566	1
4	VZ00039471	1

Ⓒ SADA OVLÁDÁNÍ RADLICE

Ⓓ STEUERSATZ PFLUGSCHAR/PFLUGSCHAREN

Ⓕ KIT DE COMMANDE DU SOC/DES SOC

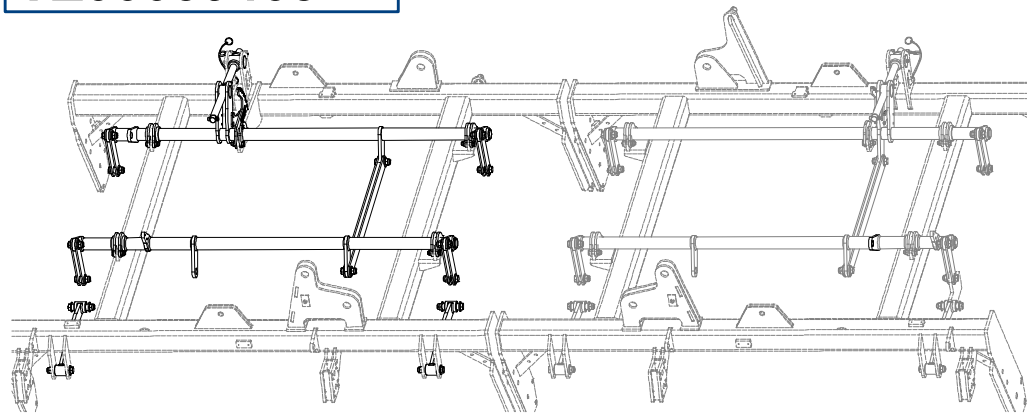
Ⓖ SET OF PLOUGHSHARE CONTROL

Ⓔ КОМПЛЕКТ УПРАВЛЕНИЯ ЛАПЫ/ЛАП

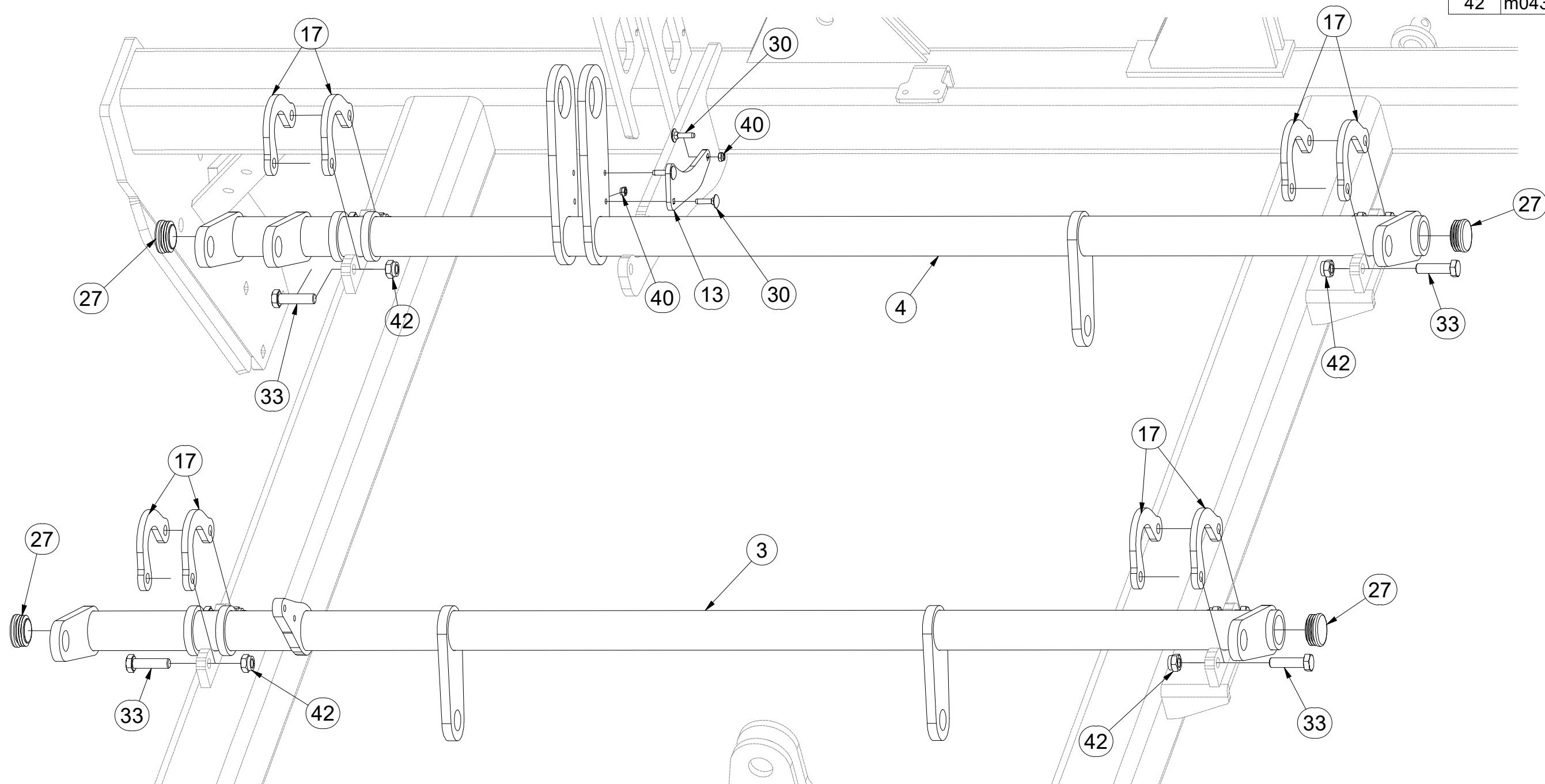
Ⓗ ZESTAW STEROWANIA REDLIĆA/RADLICAMI



**VZ00039465**



Pos.	Part Number	Pcs.
3	VZ00023566	1
4	VZ00039471	1
11	VZ00037139	2
13	VZ00039935	2
17	4005332	16
18	4022084	2
27	m10130	8
30	m12431	6
33	m06077	20
40	m05560	6
42	m04301	20



Ⓒ SADA OVLÁDÁNÍ RADLICE

Ⓓ STEUERSATZ PFLUGSCHAR/PFLUGSCHAREN

Ⓕ KIT DE COMMANDE DU SOC/DES SOC

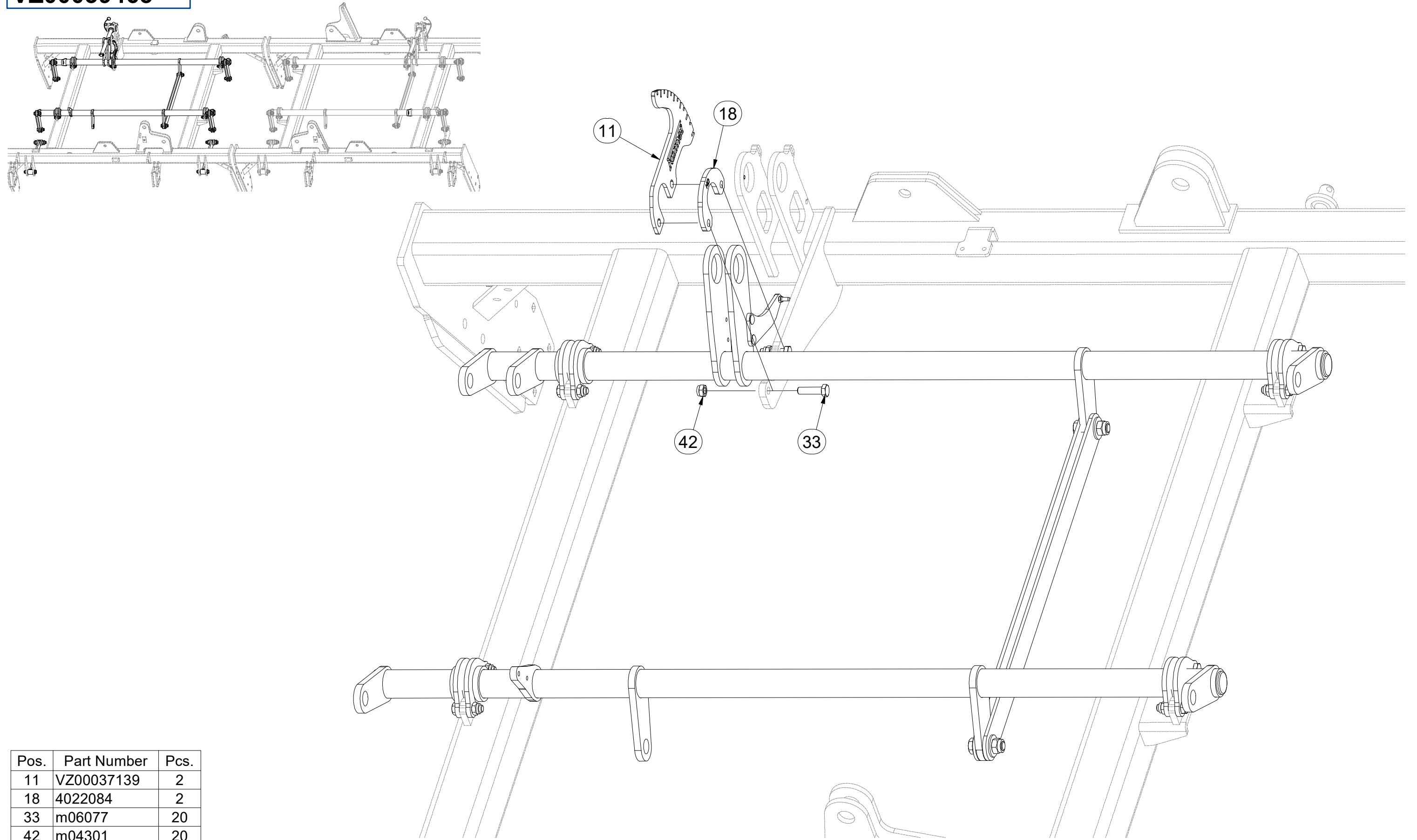
Ⓖ SET OF PLOUGHSHARE CONTROL

Ⓡ КОМПЛЕКТ УПРАВЛЕНИЯ ЛАПЫ/ЛАП

Ⓢ ZESTAW STEROWANIA REDLIĆ/RADLICAMI



**VZ00039465**



Pos.	Part Number	Pcs.
11	VZ00037139	2
18	4022084	2
33	m06077	20
42	m04301	20

ⒸZ SADA OVLÁDÁNÍ RADLICE

Ⓓ STEUERSATZ PFLUGSCHAR/PFLUGSCHAREN

Ⓕ KIT DE COMMANDE DU SOC/DES SOC

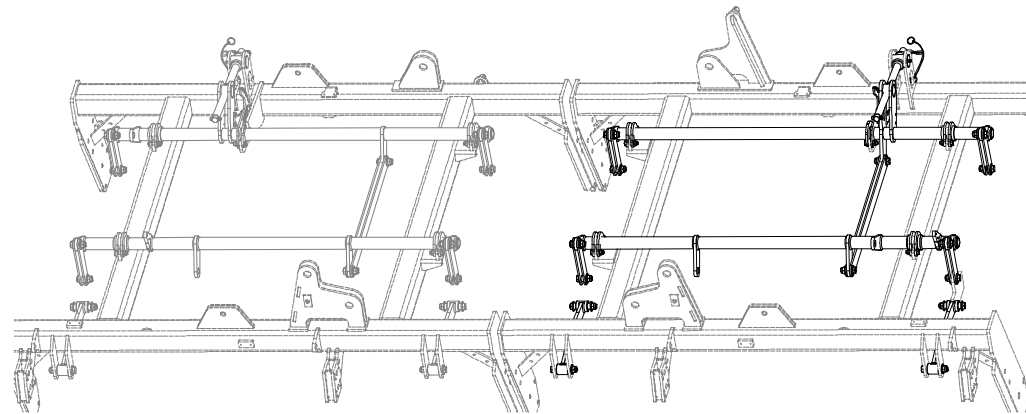
ⒸB SET OF PLOUGHSHARE CONTROL

ⒸU КОМПЛЕКТ УПРАВЛЕНИЯ ЛАПЫ/ЛАП

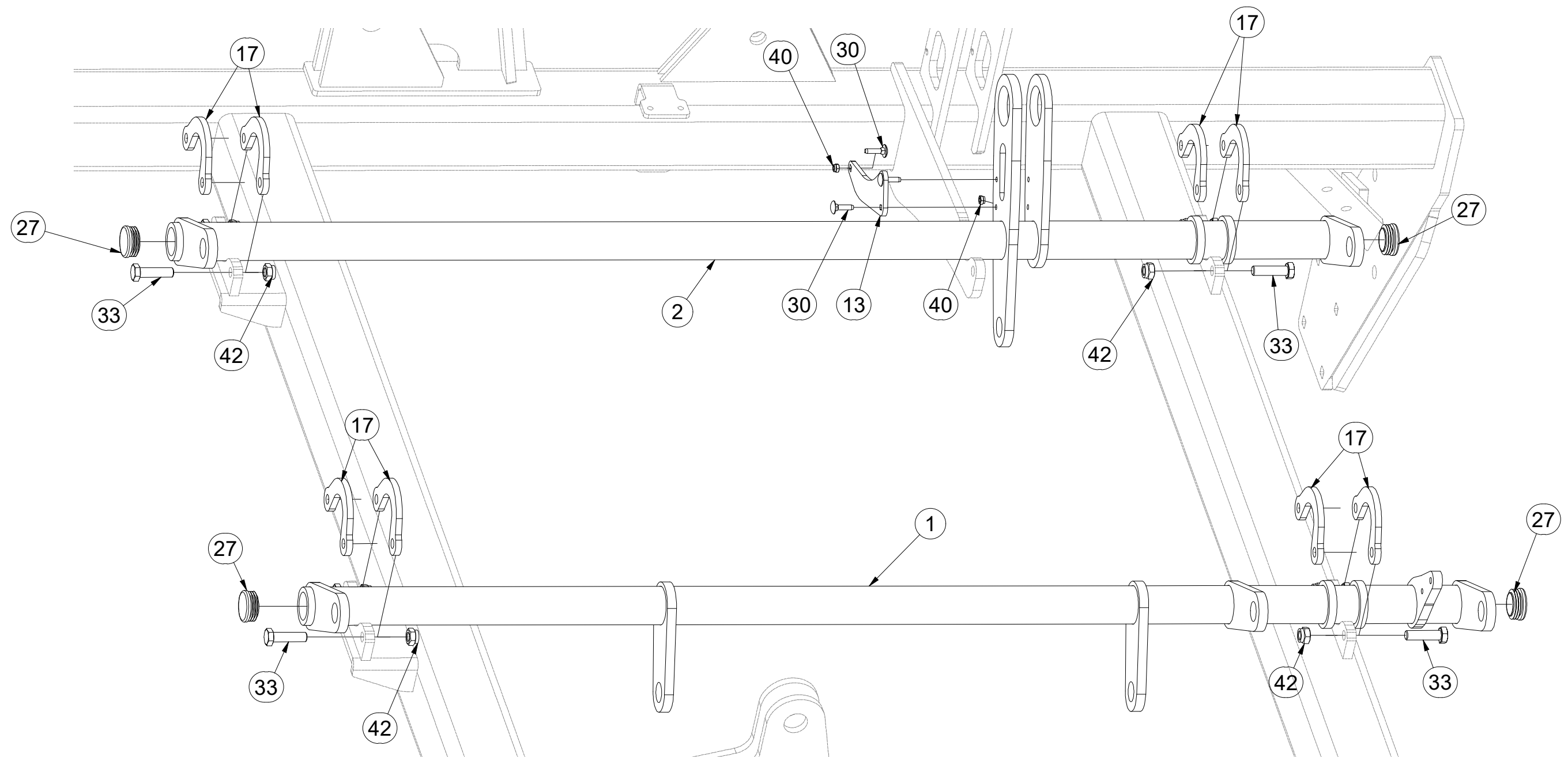
ⒸL ZESTAW STEROWANIA REDLIĆA/RADLICAMI



**VZ00039465**



Pos.	Part Number	Pcs.
1	VZ00042026	1
2	VZ00039470	1
11	VZ00037139	2
13	VZ00039935	2
17	4005332	16
18	4022084	2
27	m10130	8
30	m12431	6
33	m06077	20
40	m05560	6
42	m04301	20



Ⓒ SADA OVLÁDÁNÍ RADLICE

Ⓓ STEUERSATZ PFLUGSCHAR/PFLUGSCHAREN

Ⓕ KIT DE COMMANDE DU SOC/DES SOC

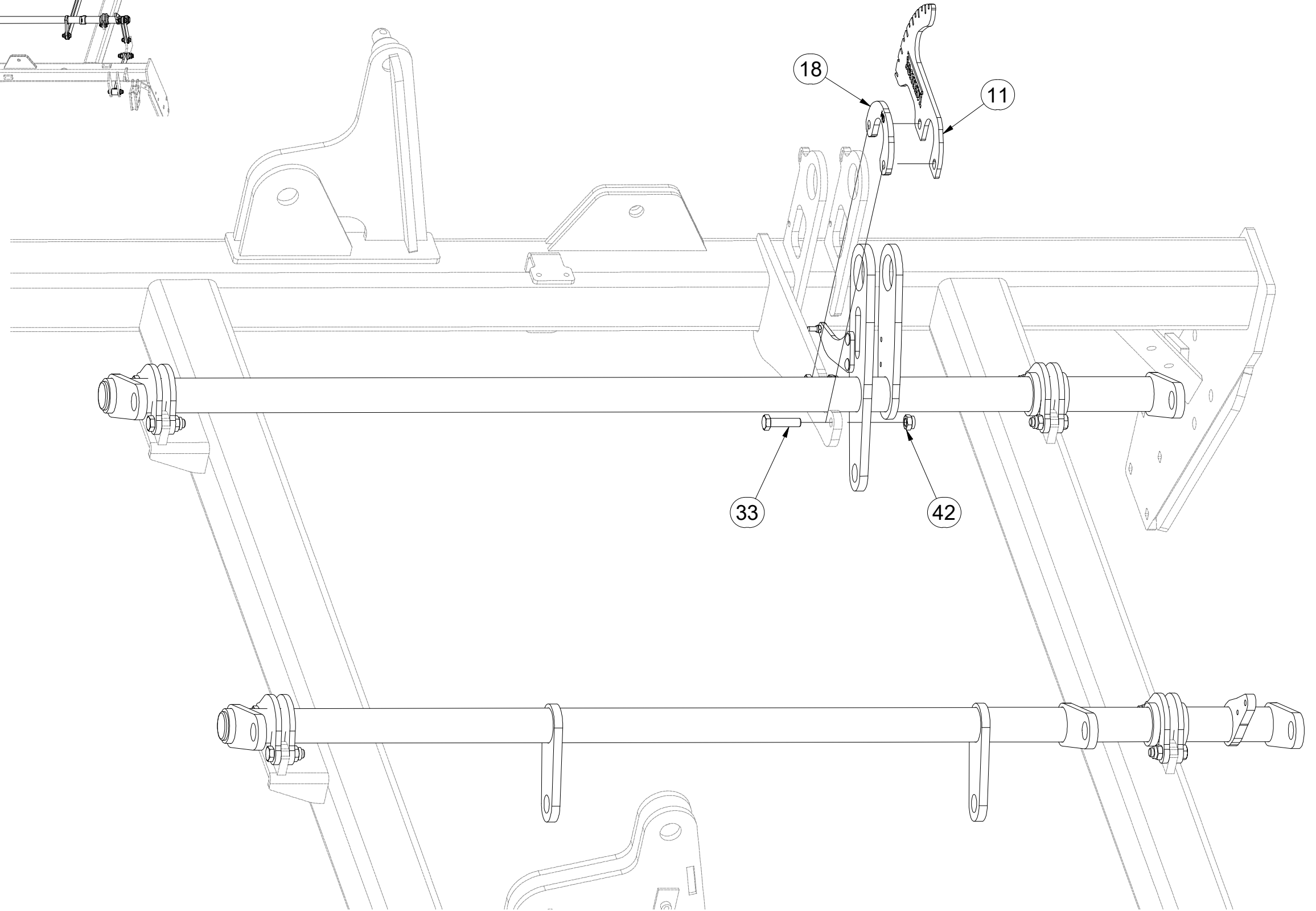
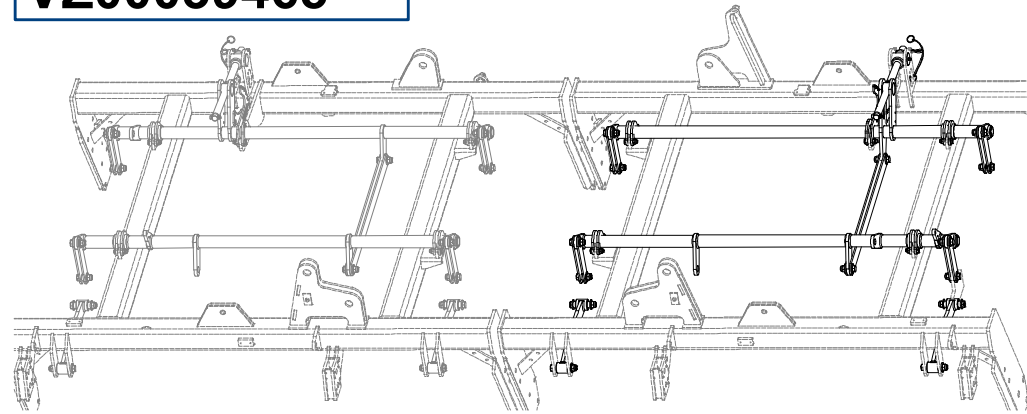
Ⓖ SET OF PLOUGHSHARE CONTROL

Ⓡ КОМПЛЕКТ УПРАВЛЕНИЯ ЛАПЫ/ЛАП

Ⓢ ZESTAW STEROWANIA REDLIĆ/RADLICAMI



**VZ00039465**



Pos.	Part Number	Pcs.
11	VZ00037139	2
18	4022084	2
33	m06077	20
42	m04301	20

Ⓒ SADA OVLÁDÁNÍ RADLICE

Ⓓ STEUERSATZ PFLUGSCHAR/PFLUGSCHAREN

Ⓕ KIT DE COMMANDE DU SOC/DES SOC

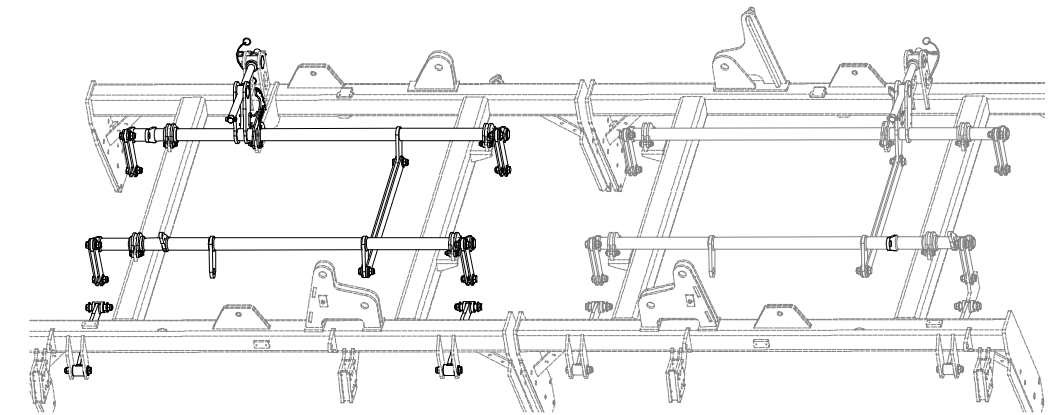
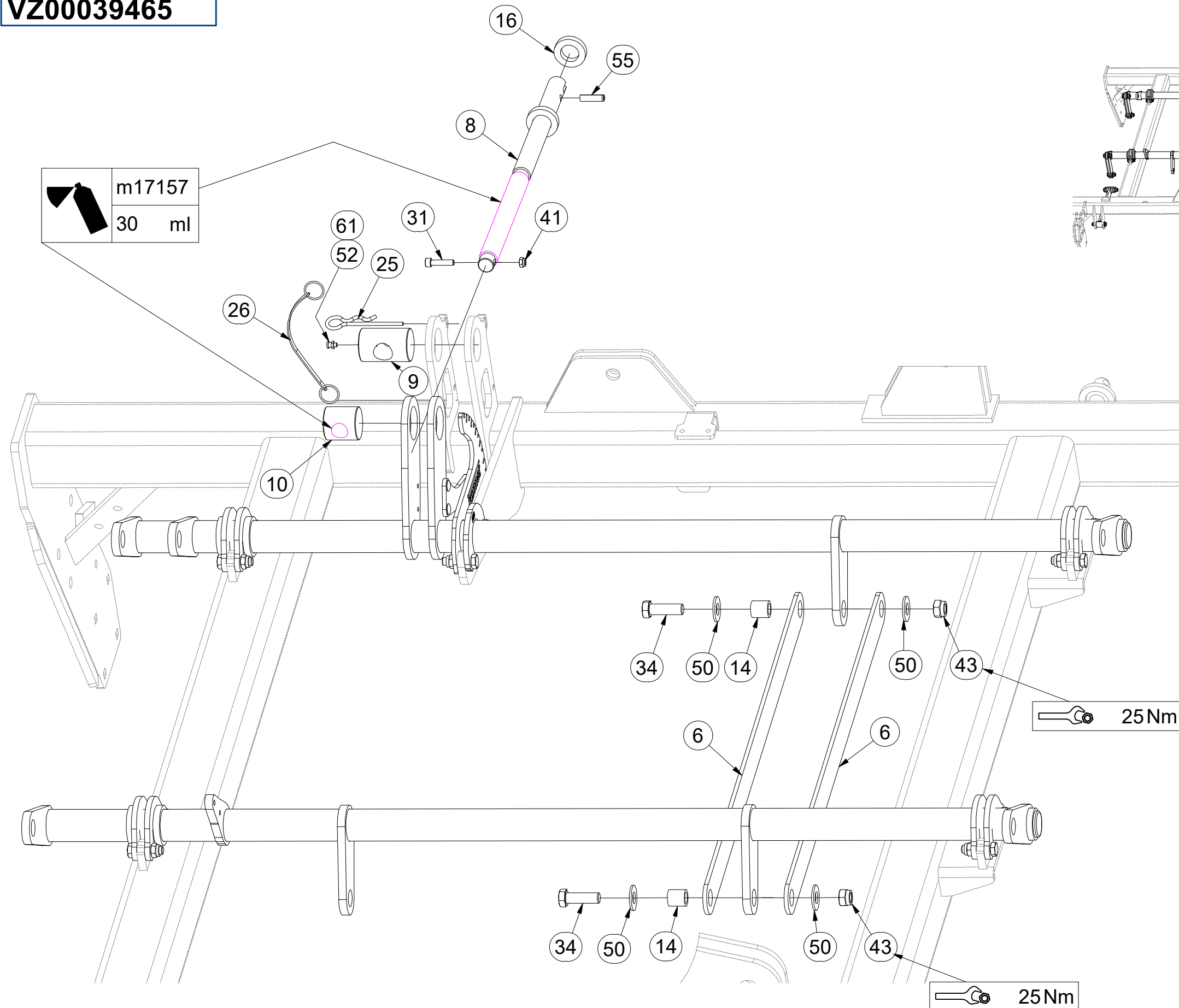
Ⓖ SET OF PLOUGHSHARE CONTROL

Ⓡ КОМПЛЕКТ УПРАВЛЕНИЯ ЛАПЫ/ЛАП

Ⓟ ZESTAW STEROWANIA REDLIĆA/RADLICAMI



**VZ00039465**



Pos.	Part Number	Pcs.
6	4005334	4
8	4024250	2
9	9002114	2
10	4005340	2
14	4002265	20
16	9002560	2
25	m09988	2
26	m12467	2
31	m09464	2
34	m04355	20
41	m04503	2
43	m03683	28
50	m05651	56
52	m10451	2
55	m10736	2
60	m17157	60,00 ml
61	m01999	0,100 kg



Ⓒ SADA OVLÁDÁNÍ RADLICE

Ⓓ STEUERSATZ PFLUGSCHAR/PFLUGSCHAREN

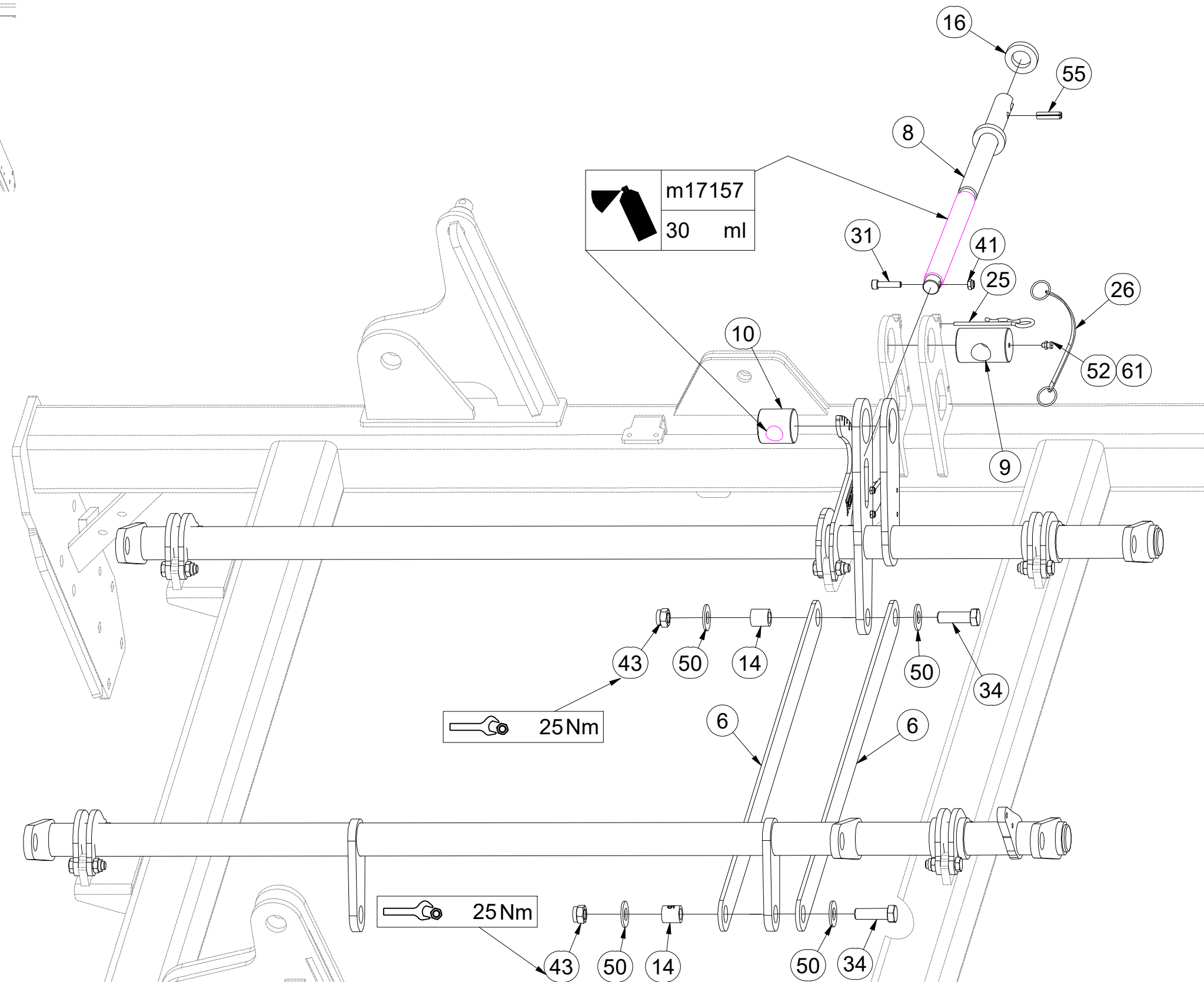
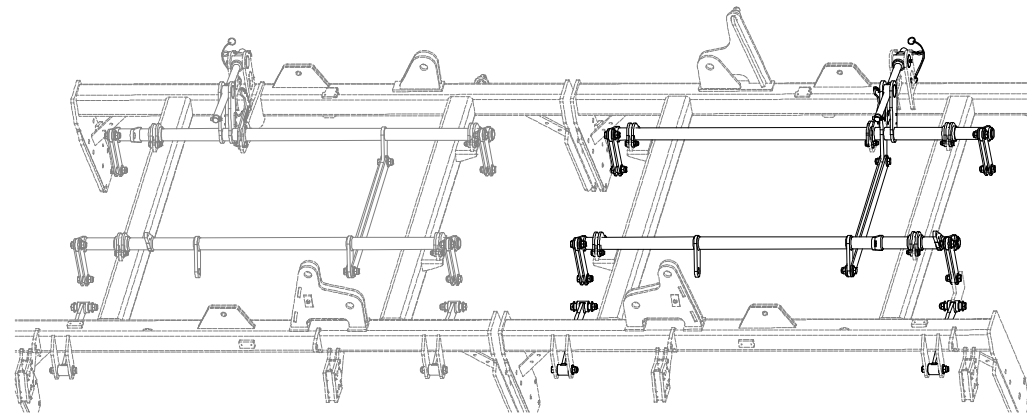
Ⓕ KIT DE COMMANDE DU SOC/DES SOC

**VZ00039465**

Ⓖ SET OF PLOUGHSHARE CONTROL

Ⓔ КОМПЛЕКТ УПРАВЛЕНИЯ ЛАПЫ/ЛАП

Ⓗ ZESTAW STEROWANIA REDLIĆ/RADLICAMI



Pos.	Part Number	Pcs.
6	4005334	4
8	4024250	2
9	9002114	2
10	4005340	2
14	4002265	20
16	9002560	2
25	m09988	2
26	m12467	2
31	m09464	2
34	m04355	20
41	m04503	2
43	m03683	28
50	m05651	56
52	m10451	2
55	m10736	2
60	m17157	60,00 ml
61	m01999	0,100 kg

Ⓒ SADA OVLÁDÁNÍ RADLICE

Ⓓ STEUERSATZ PFLUGSCHAR/PFLUGSCHAREN

Ⓕ KIT DE COMMANDE DU SOC/DES SOC

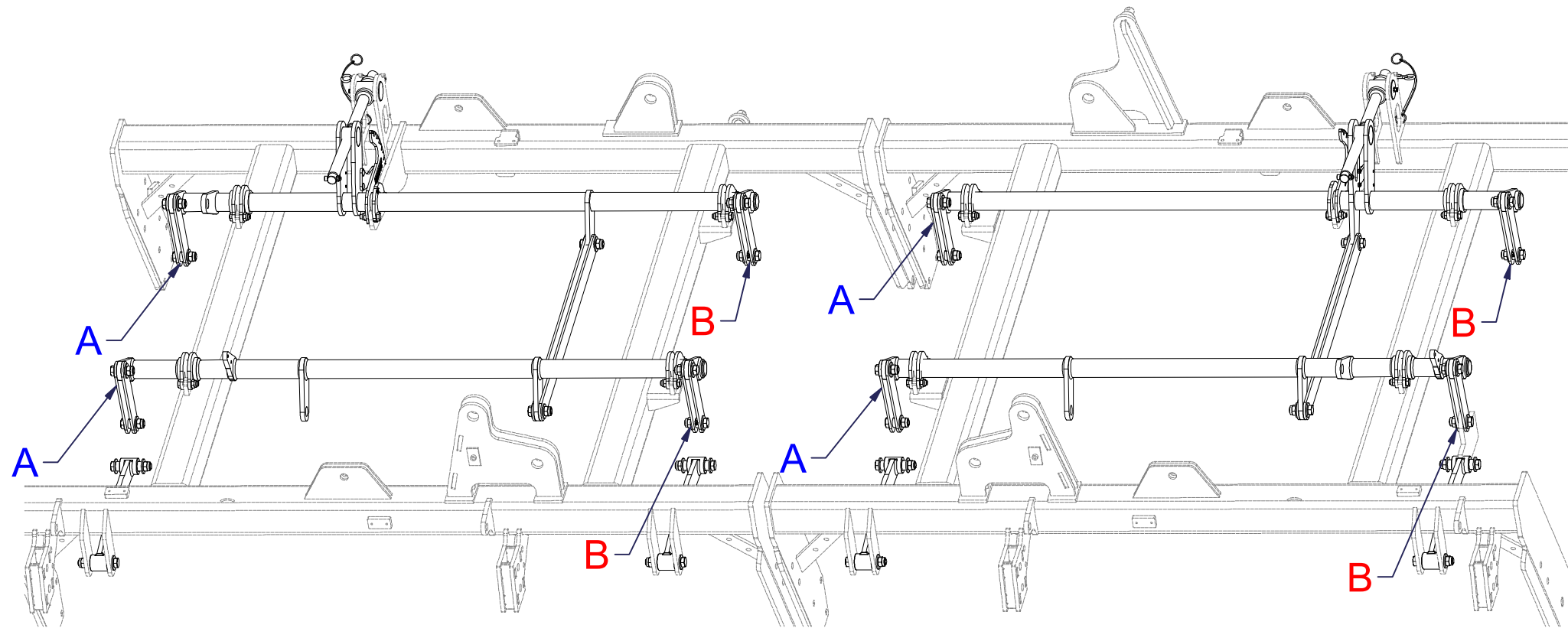
Ⓖ SET OF PLOUGHSHARE CONTROL

Ⓡ КОМПЛЕКТ УПРАВЛЕНИЯ ЛАПЫ/ЛАП

Ⓟ ZESTAW STEROWANIA REDLIĆ/RADLICAMI

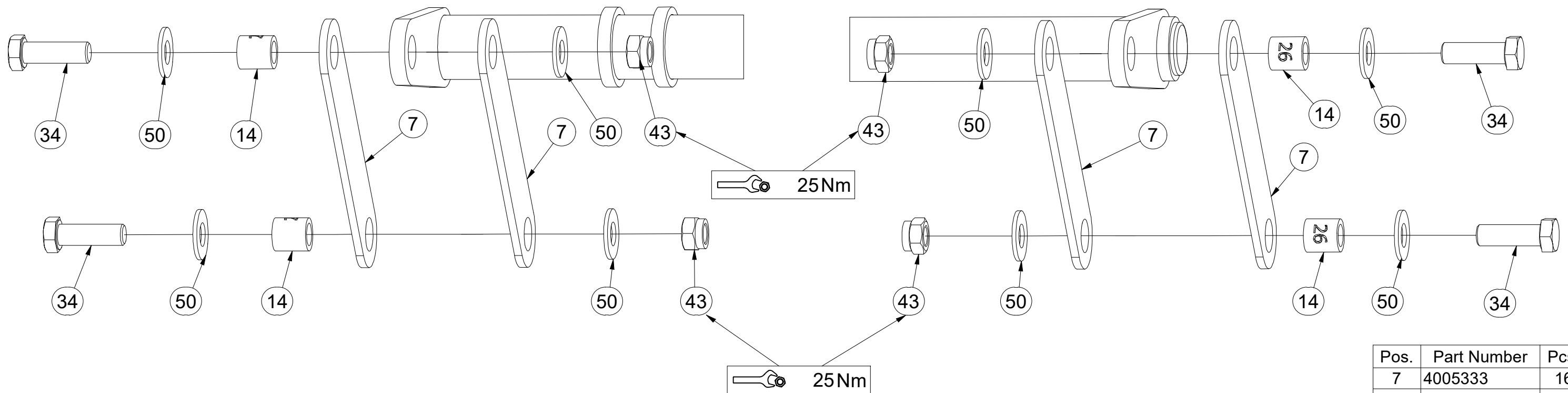


**VZ00039465**



**A**

**B**



Pos.	Part Number	Pcs.
7	4005333	16
14	4002265	20
34	m04355	20
43	m03683	28
50	m05651	56

Ⓒ SADA OVLÁDÁNÍ RADLICE

Ⓓ STEUERSATZ PFLUGSCHAR/PFLUGSCHAREN

Ⓕ KIT DE COMMANDE DU SOC/DES SOC

Ⓖ SET OF PLOUGHSHARE CONTROL

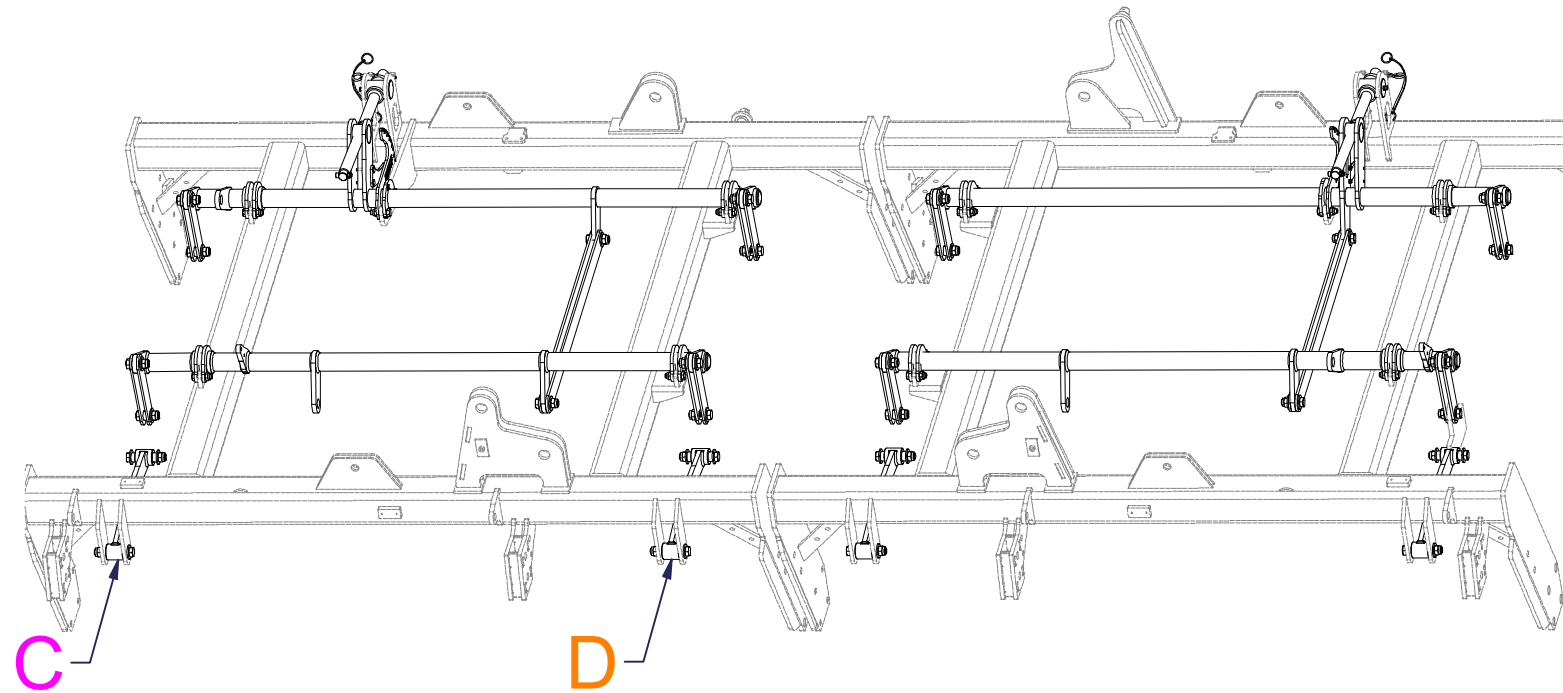
Ⓡ КОМПЛЕКТ УПРАВЛЕНИЯ ЛАПЫ/ЛАП

Ⓟ ZESTAW STEROWANIA REDLIĆA/RADLICAMI



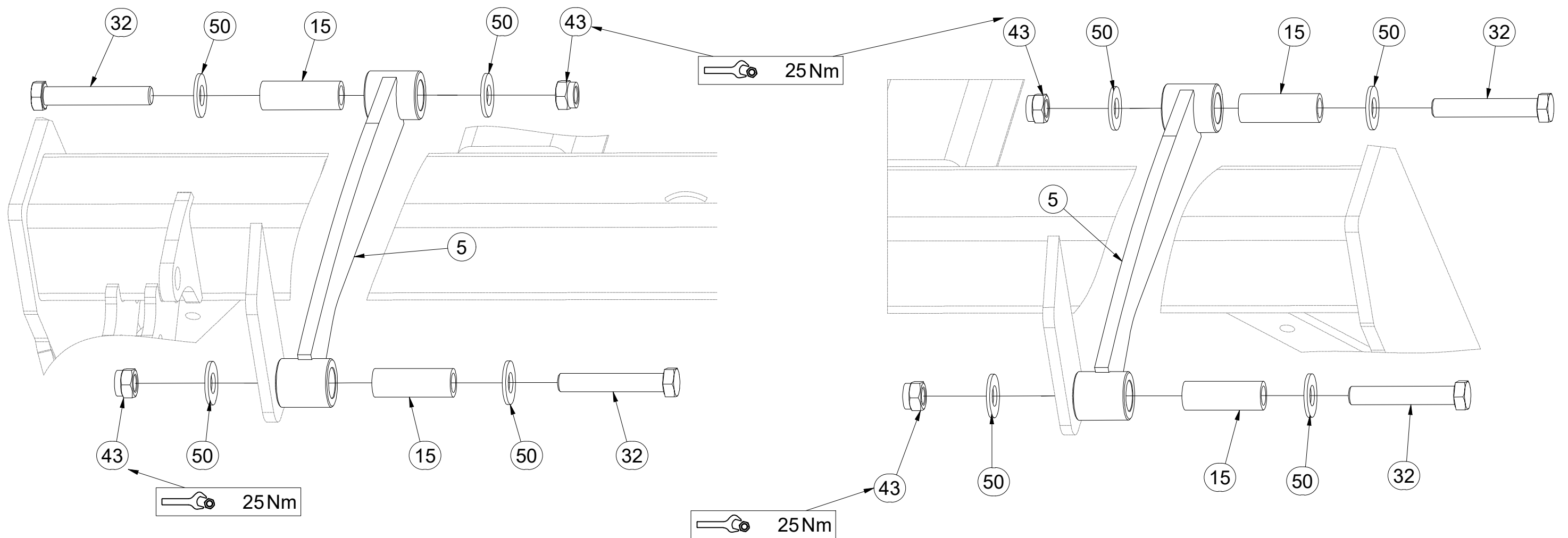
**VZ00039465**

Pos.	Part Number	Pcs.
5	VZ00003342	4
15	9001426	8
32	m07673	8
43	m03683	28
50	m05651	56



**C**

**D**



Ⓒ SADA OVLÁDÁNÍ RADLICE

Ⓓ STEUERSATZ PFLUGSCHAR/PFLUGSCHAREN

Ⓕ KIT DE COMMANDE DU SOC/DES SOC

Ⓖ SET OF PLOUGHSHARE CONTROL

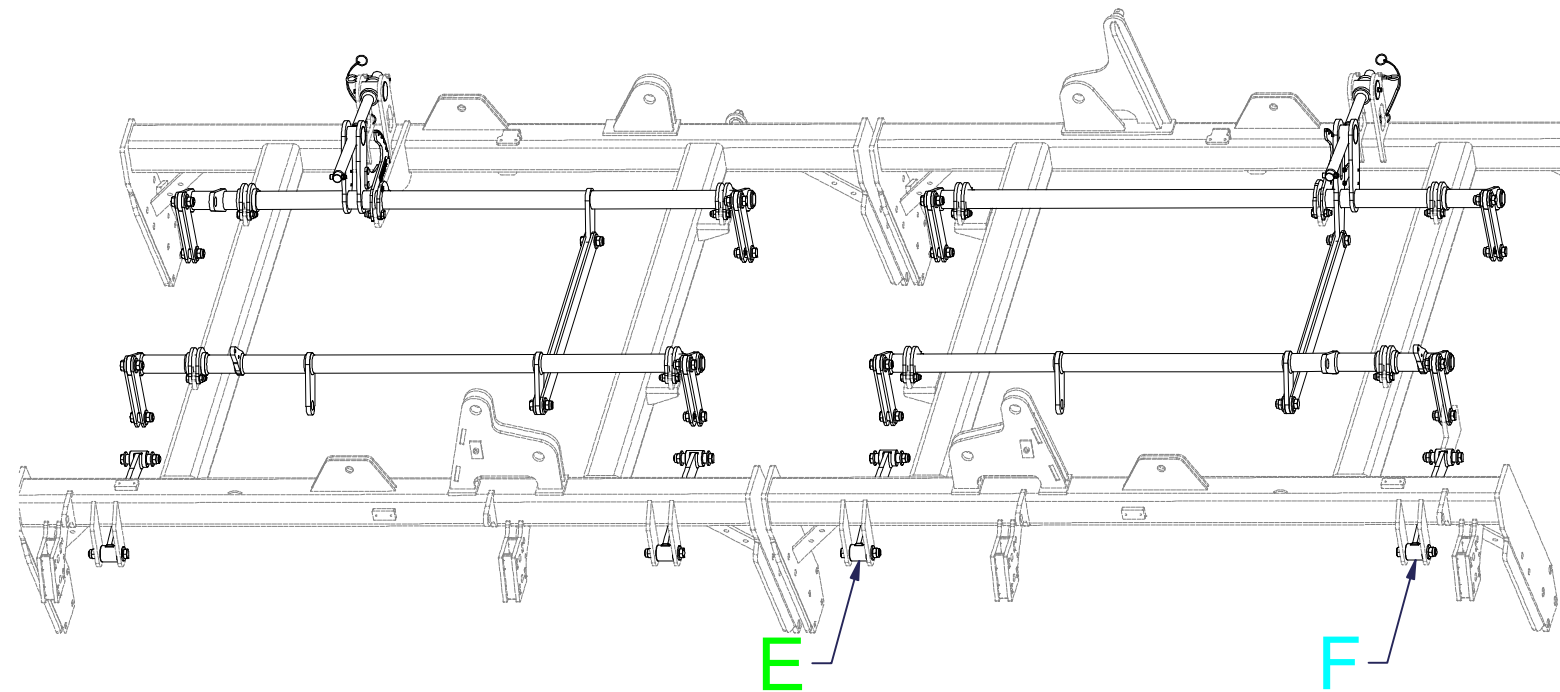
Ⓔ КОМПЛЕКТ УПРАВЛЕНИЯ ЛАПЫ/ЛАП

Ⓗ ZESTAW STEROWANIA REDLICA/RADLICAMI



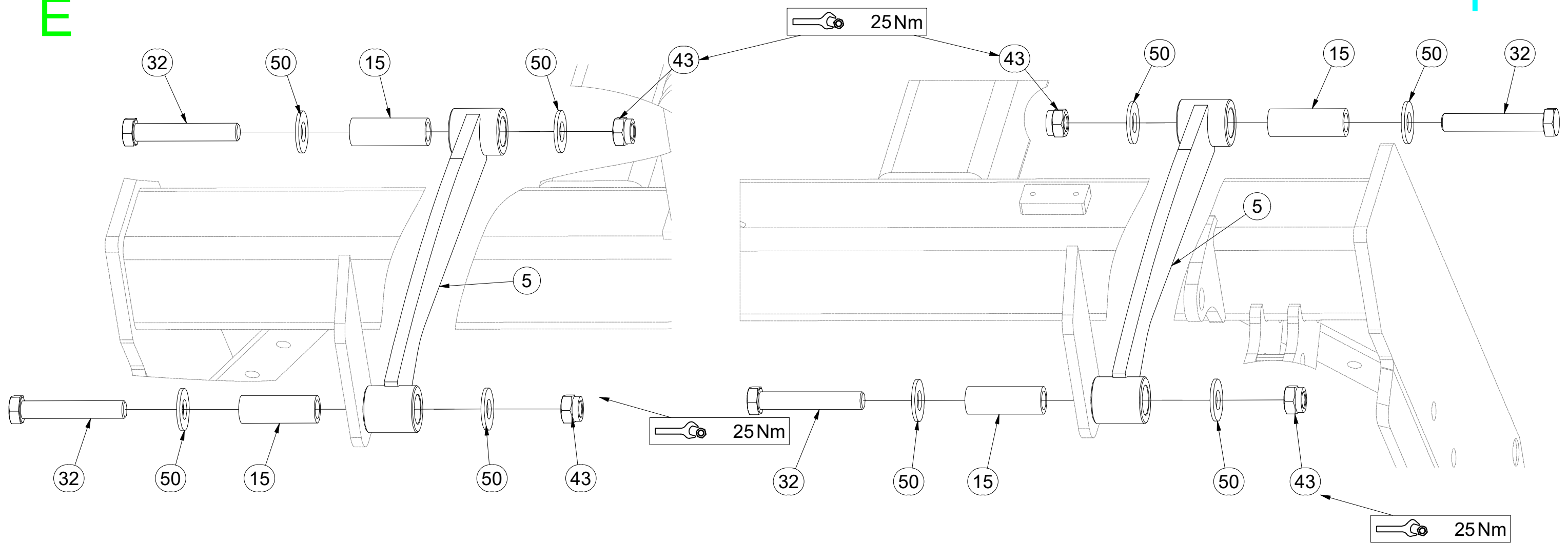
**VZ00039465**

Pos.	Part Number	Pcs.
5	VZ00003342	4
15	9001426	8
32	m07673	8
43	m03683	28
50	m05651	56



**E**

**F**



Ⓒ SADA RADLIC

Ⓓ SCHARSATZ

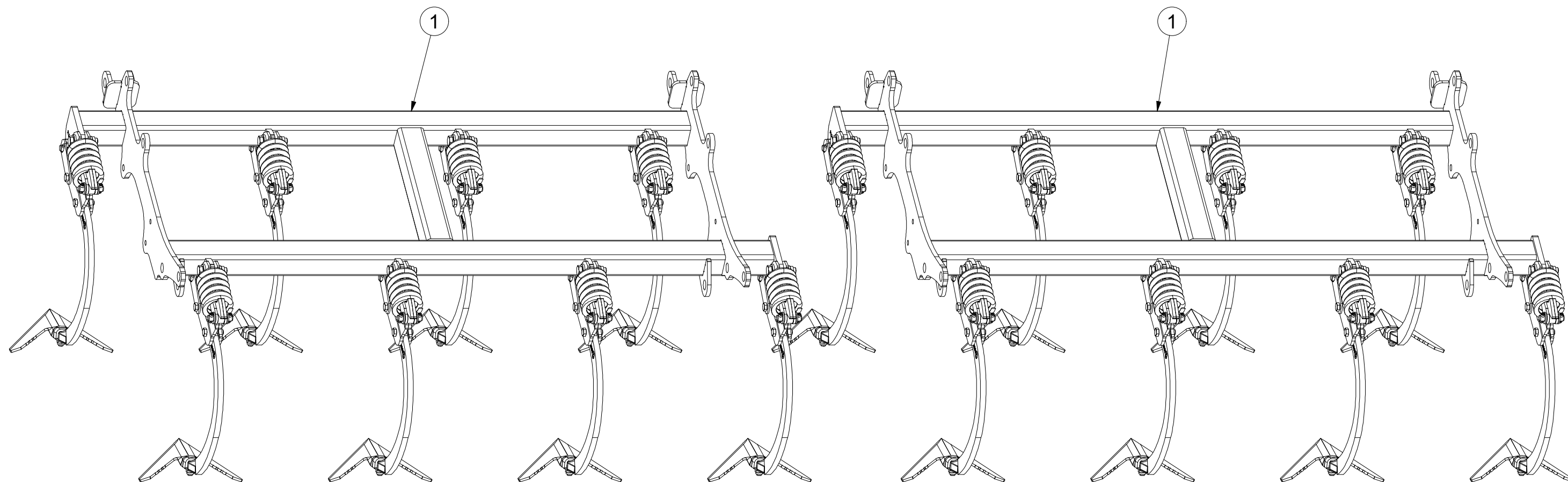
Ⓕ KIT DE SOCS

**VZ00043047**

Ⓖ SET OF PLOUGHSHARES

Ⓡ КОМПЛЕКТ ЛАП

Ⓟ ZESTAW REDLIC



Pos.	Part Number	Pcs.
1	VZ00015183	2

Ⓒ SADA RADLIC

Ⓓ SCHARSATZ

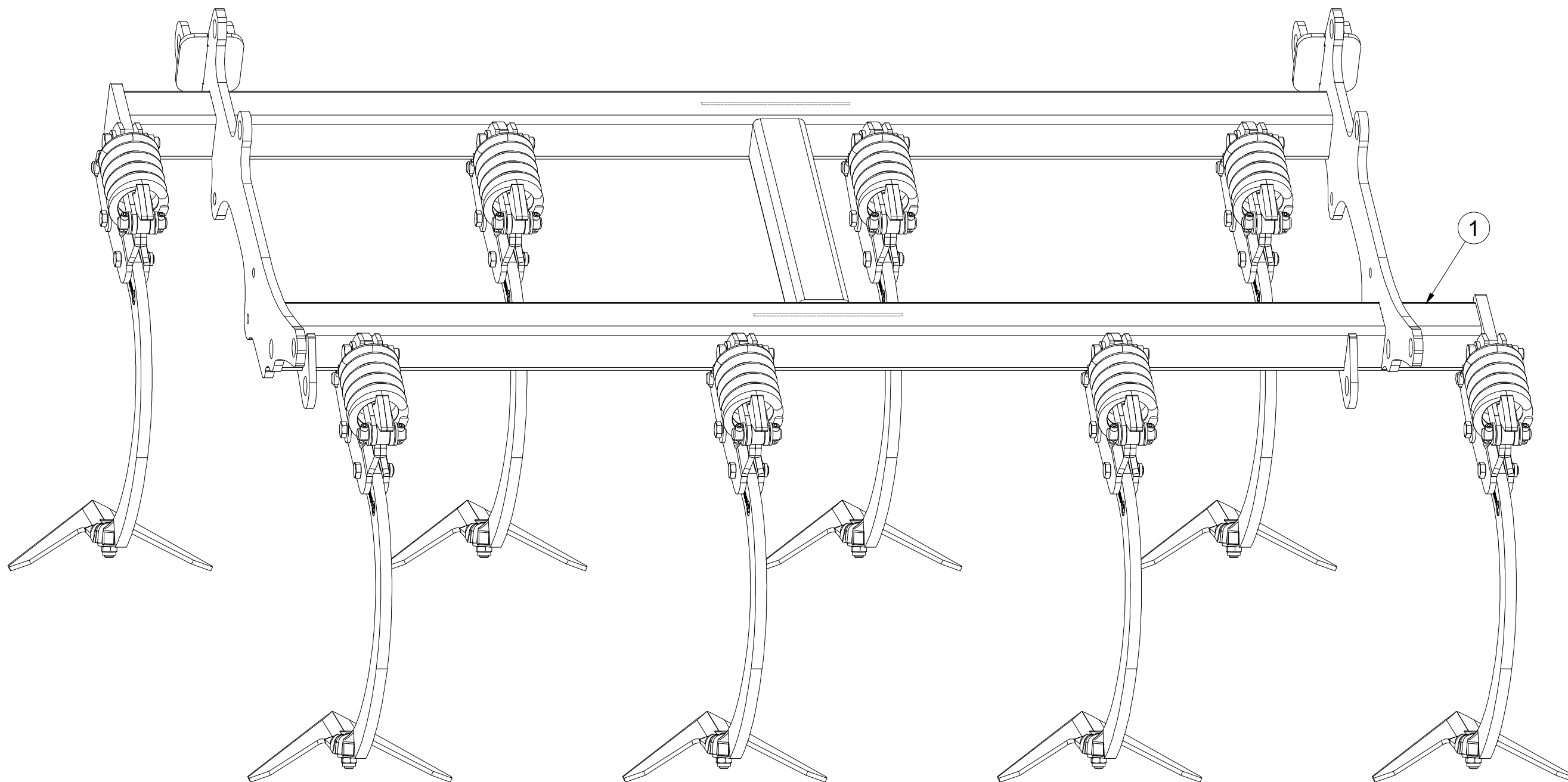
Ⓕ KIT DE SOCS

**VZ00015183**

Ⓖ SET OF PLOUGHSHARES

Ⓡ КОМПЛЕКТ ЛАП

Ⓟ ZESTAW REDLIC



Pos.	Part Number	Pcs.
1	VZ00015184	1

Ⓒ SADA RADLIC

Ⓓ SCHARSATZ

Ⓕ KIT DE SOCS

Ⓖ SET OF PLOUGHSHARES

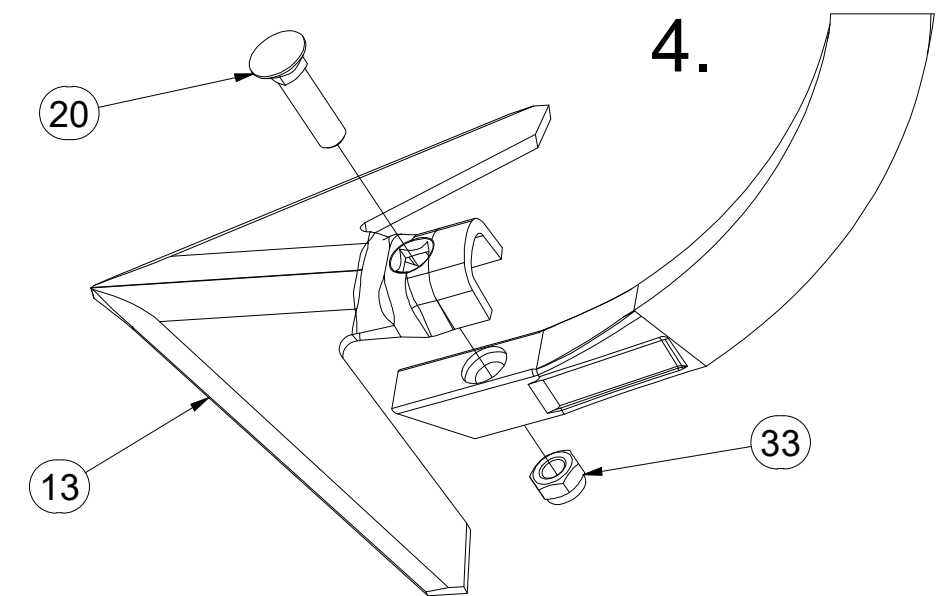
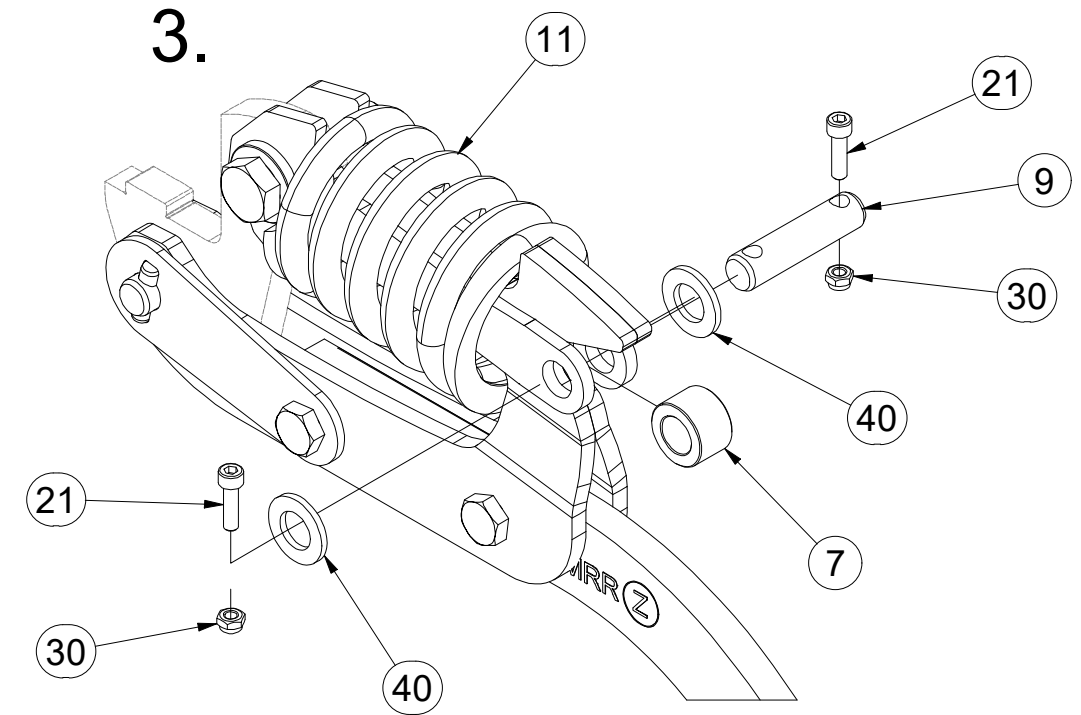
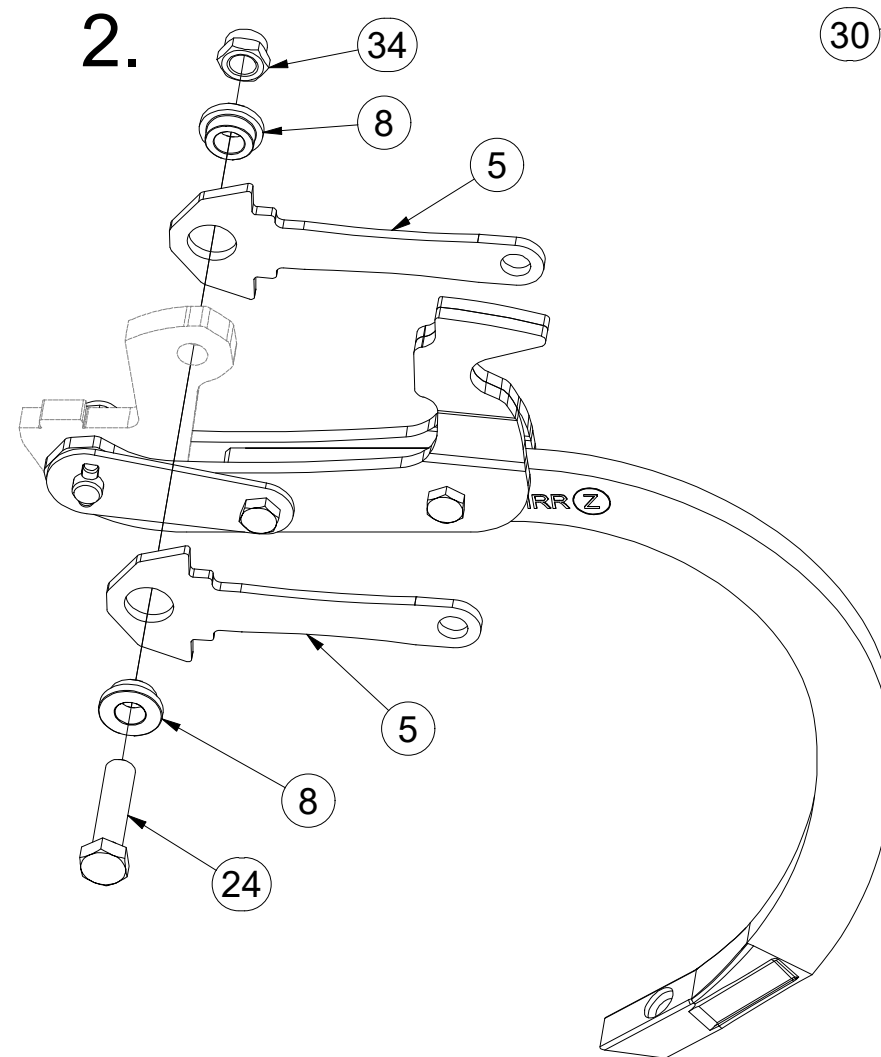
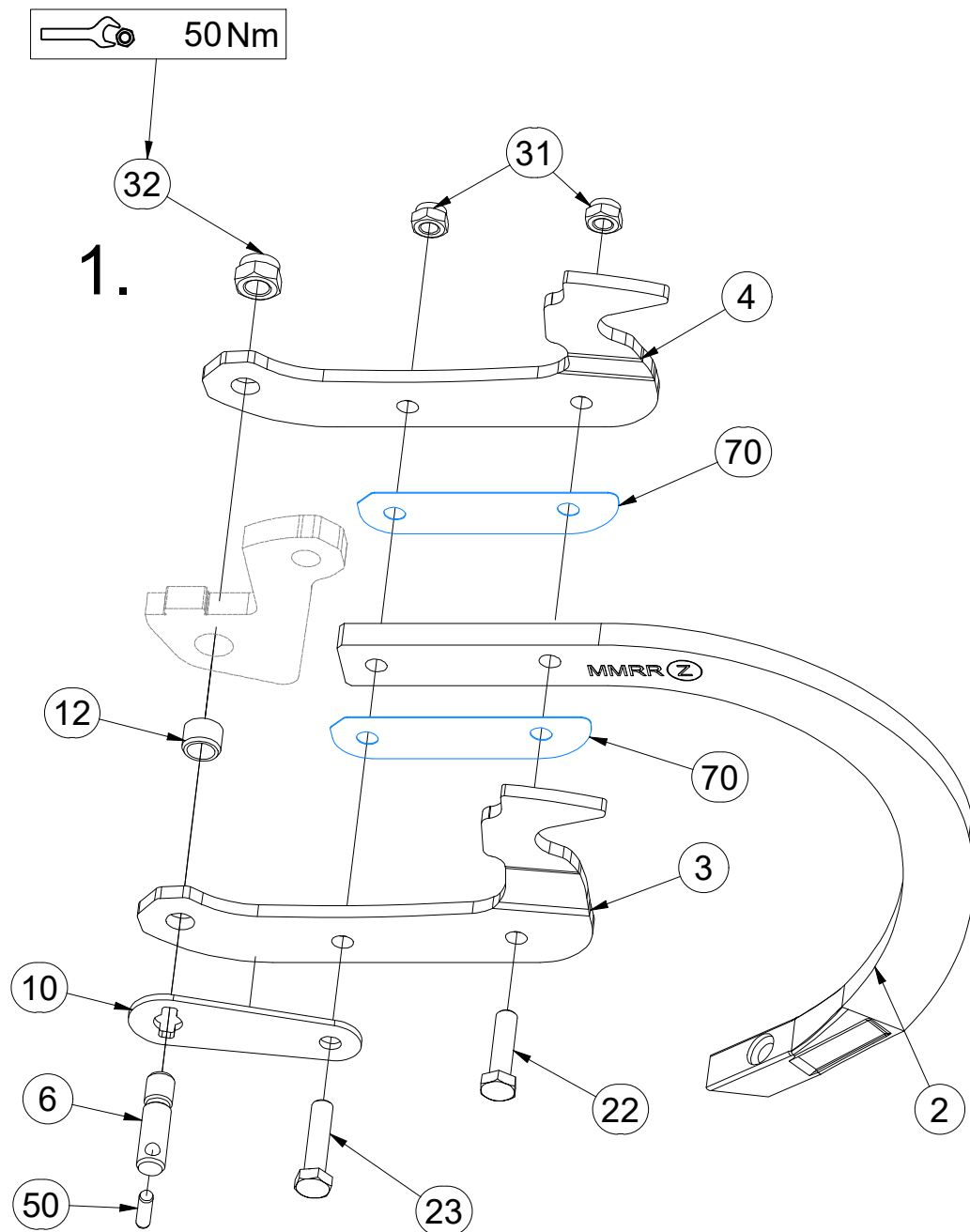
Ⓡ КОМПЛЕКТ ЛАП

Ⓟ ZESTAW REDLIC



**VZ00015183**

Pos.	Part Number	Pcs.	Pos.	Part Number	Pcs.	Pos.	Part Number	Pcs.
2	9005683	8	11	m18880	8	30	m05560	16
3	3012358	8	12	m18882	8	31	m04301	16
4	3012359	8	13	3000236-KOO	8	32	m03683	8
5	4024906	16	20	m10440	8	33	m21001	8
6	4024918	8	21	m15215	16	34	m18478	8
7	4009624	8	22	m06077	8	40	m14971	16
8	4014252	16	23	m03339	8	50	m18826	8
9	4015783	8	24	m23536	8	70	4014863	16
10	VZ00003688	8						



Ⓒ SADA SMYKŮ RADLIC

Ⓓ SATZ SCHARSCHLEPPEN

Ⓕ KIT DE NIVELEURS DES SOCS

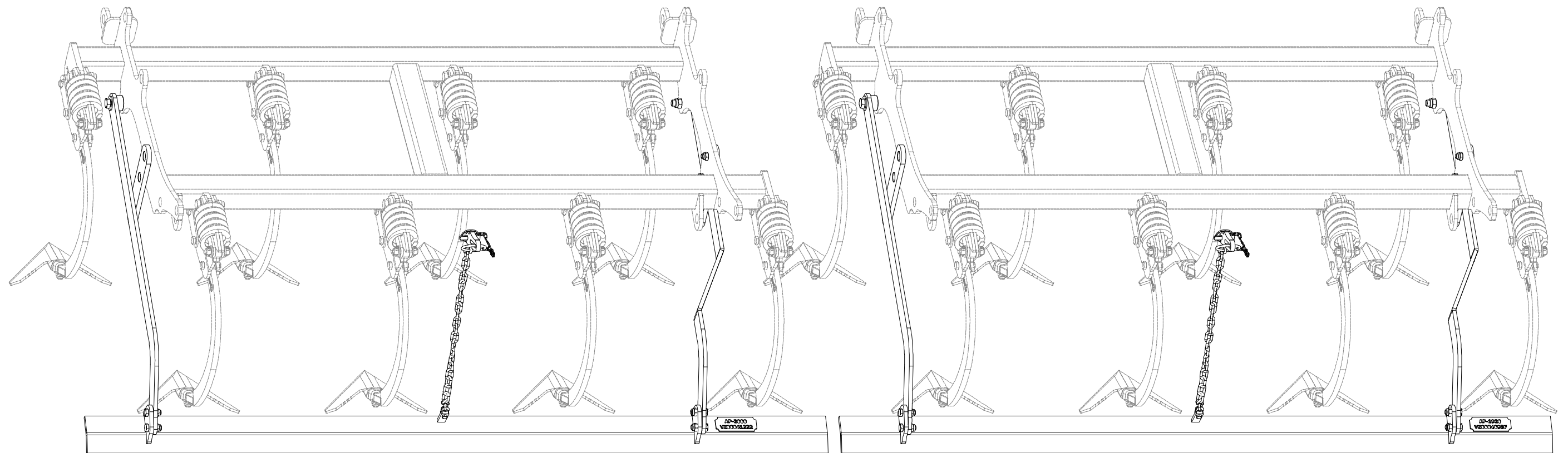
**VZ00043048**

Ⓖ SET OF PLOUGHSHARE LEVELLING BARS

Ⓡ КОМПЛЕКТ БОРОН ЛАП

Ⓟ ZESTAW WŁÓK REDLIC

**Farmet**





Ⓒ SADA SMYKŮ RADLIC

Ⓓ SATZ SCHARSCHLEPPEN

Ⓕ KIT DE NIVELEURS DES SOCS

Ⓖ SET OF PLOUGHSHARE LEVELLING BARS

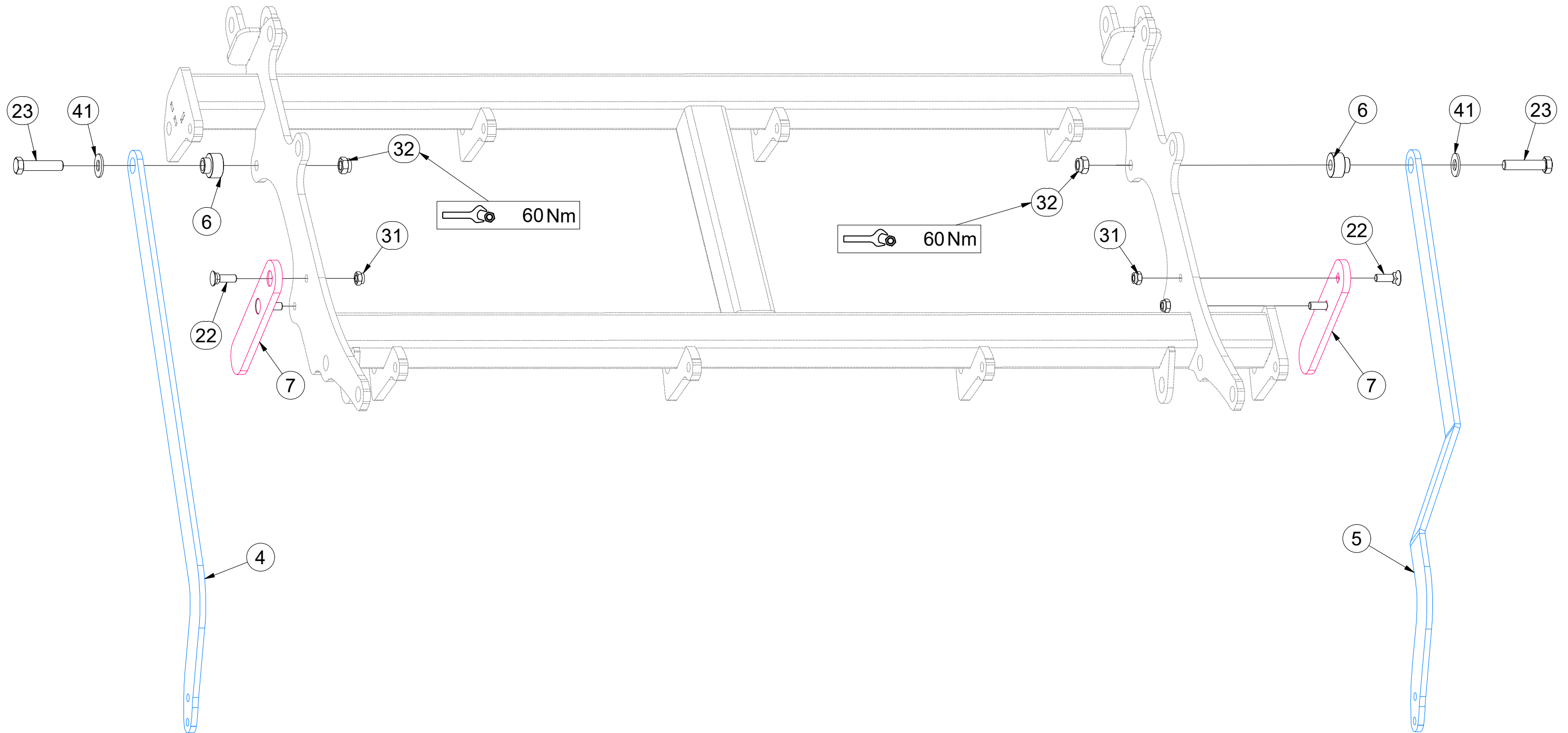
Ⓡ КОМПЛЕКТ БОРОН ЛАП

Ⓢ ZESTAW WŁÓK REDLIC



**VZ00043048**

Pos.	Part Number	Pcs.	Pos.	Part Number	Pcs.
4	VZ00040936	2	23	m18147	4
5	VZ00040923	2	31	m04301	16
6	VZ00022741	4	32	m03683	4
7	VZ00021526	4	41	m05651	4
22	m02491	8			



Ⓒ SADA SMYKŮ RADLIC

Ⓓ SATZ SCHARSCHLEPPEN

Ⓕ KIT DE NIVELEURS DES SOCS

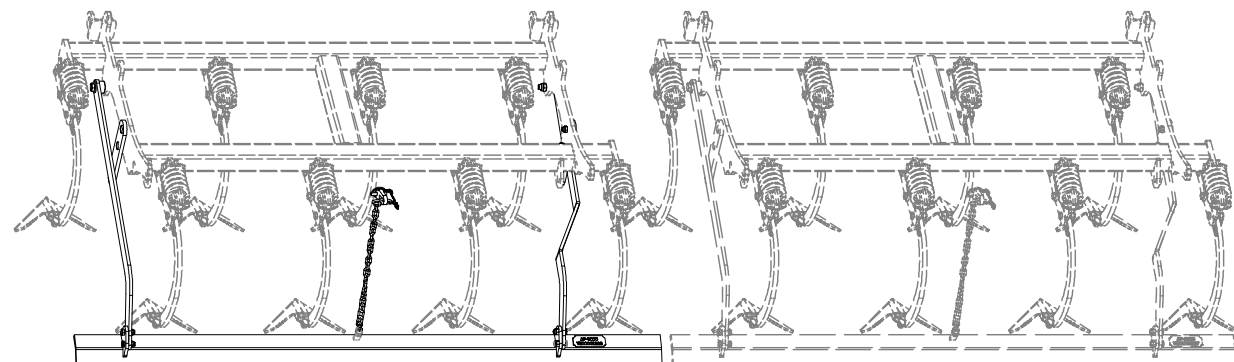
Ⓖ SET OF PLOUGHSHARE LEVELLING BARS

Ⓡ КОМПЛЕКТ БОРОН ЛАП

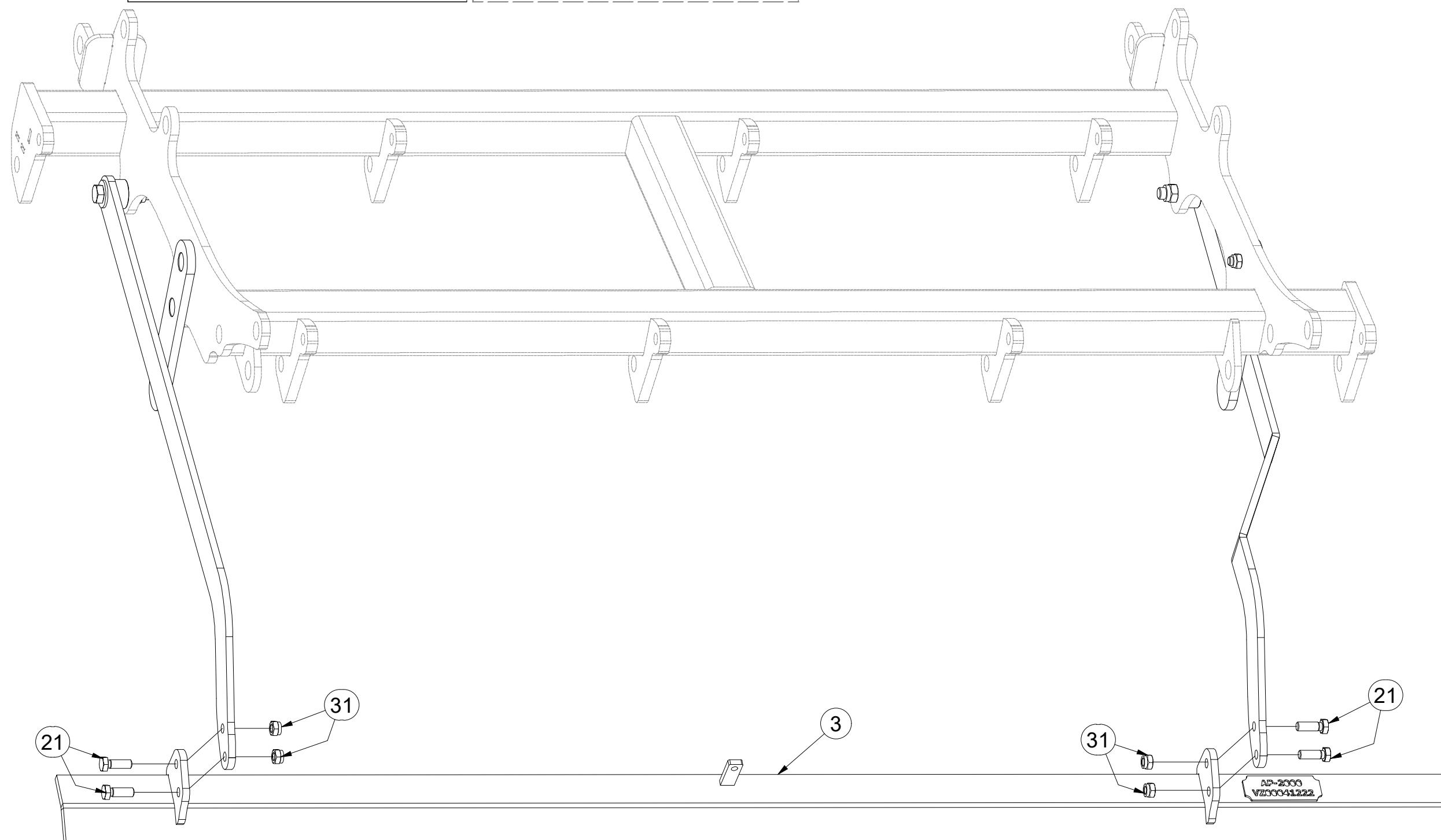
Ⓟ ZESTAW WŁÓK REDLIC



**VZ00043048**



Pos.	Part Number	Pcs.
3	VZ00041222	1
21	m04343	8
31	m04301	16



Ⓒ SADA SMYKŮ RADLIC

Ⓓ SATZ SCHARSCHLEPPEN

Ⓕ KIT DE NIVELEURS DES SOCS

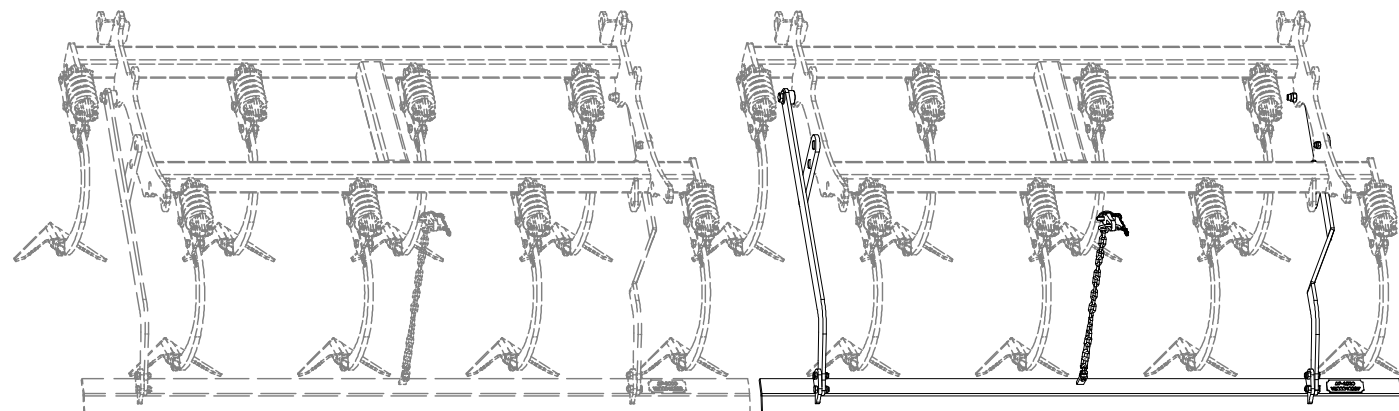
Ⓖ SET OF PLOUGHSHARE LEVELLING BARS

Ⓡ КОМПЛЕКТ БОРОН ЛАП

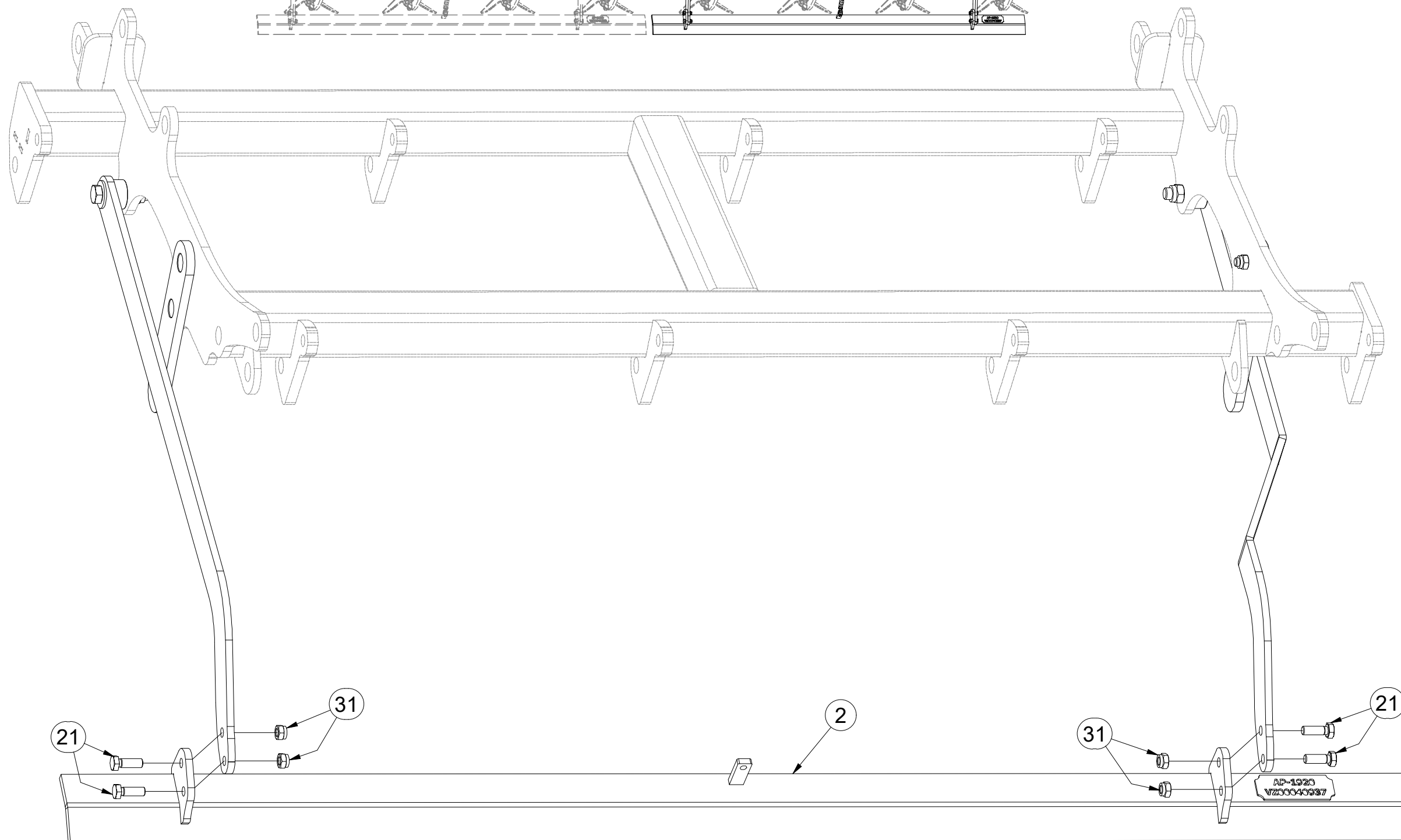
Ⓟ ZESTAW WŁÓK REDLIC



**VZ00043048**



Pos.	Part Number	Pcs.
2	VZ00040937	1
21	m04343	8
31	m04301	16



Ⓒ SADA SMYKŮ RADLIC

Ⓓ SATZ SCHARSCHLEPPEN

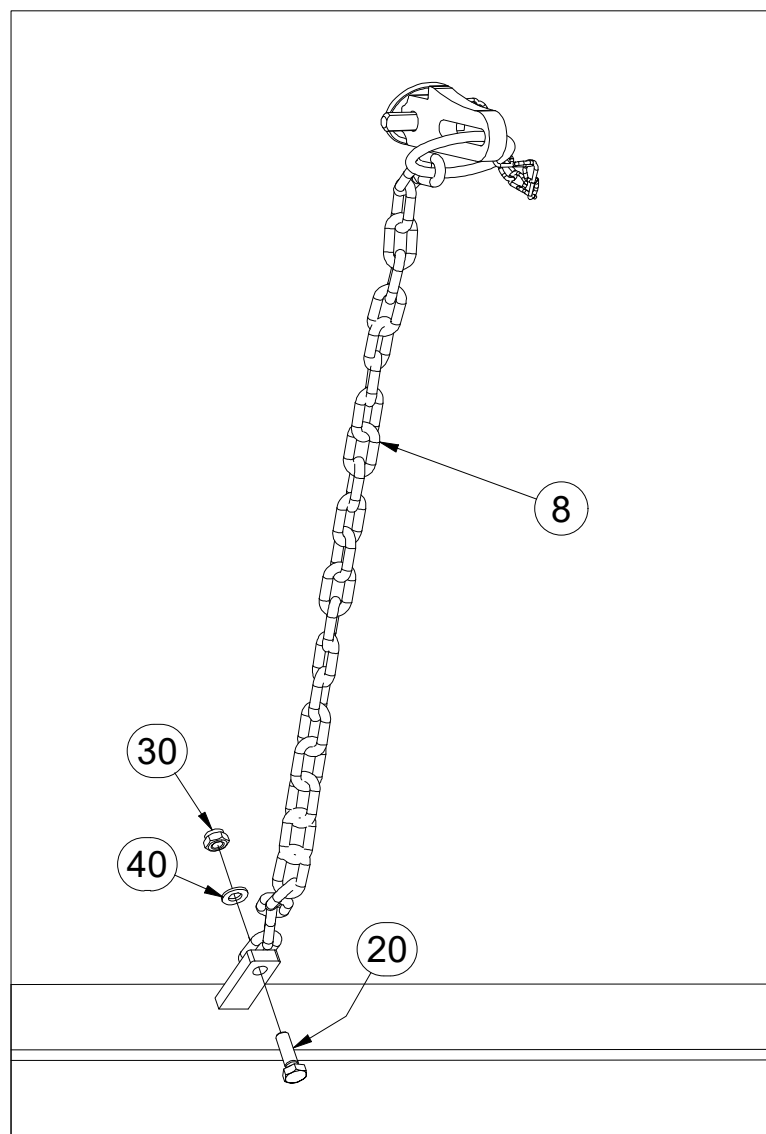
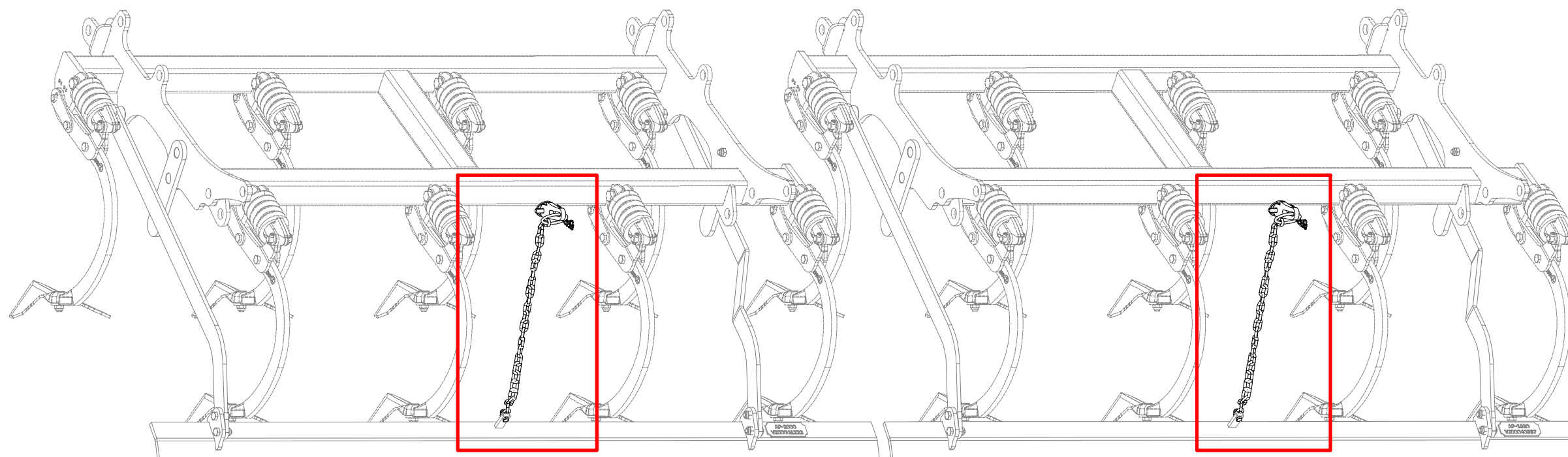
Ⓕ KIT DE NIVELEURS DES SOCS

**VZ00043048**

Ⓖ SET OF PLOUGHSHARE LEVELLING BARS

Ⓡ КОМПЛЕКТ БОРОН ЛАП

Ⓢ ZESTAW WŁÓK REDLIC



Pos.	Part Number	Pcs.
8	4001641	2
20	m01092	2
30	m04503	2
40	m01203	2

Ⓒ SADA ZADNÍCH VÁLCŮ

Ⓓ SATZ HINTERE WALZEN

Ⓕ KIT DE ROULEAUX ARRIÈRE

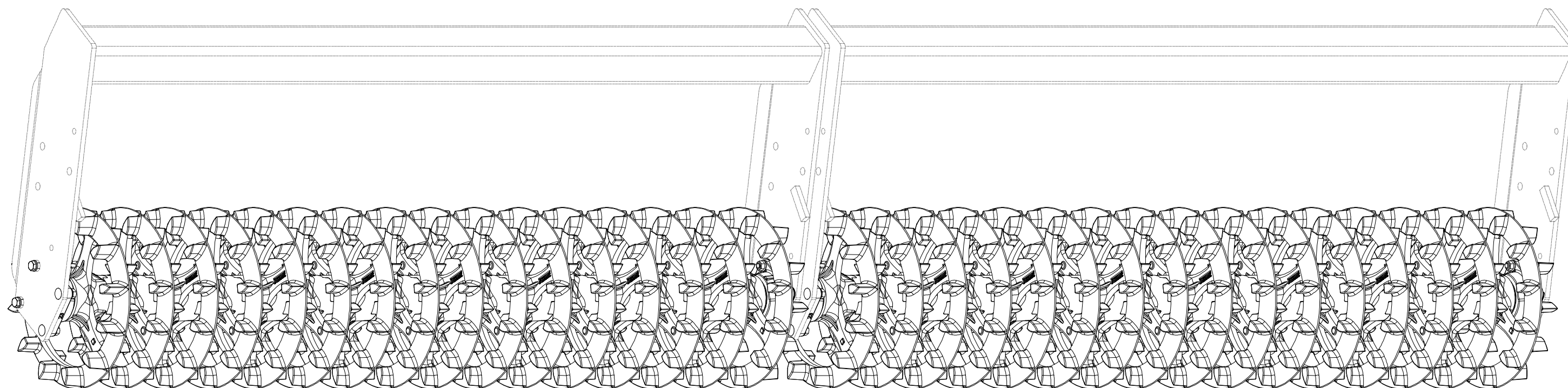
**VZ00041849**

Ⓖ SET OF REAR ROLLERS

Ⓡ КОМПЛЕКТ ЗАДНИХ КАТКОВ

Ⓟ ZESTAW TYLNYCH WAŁÓW

**Farmet**

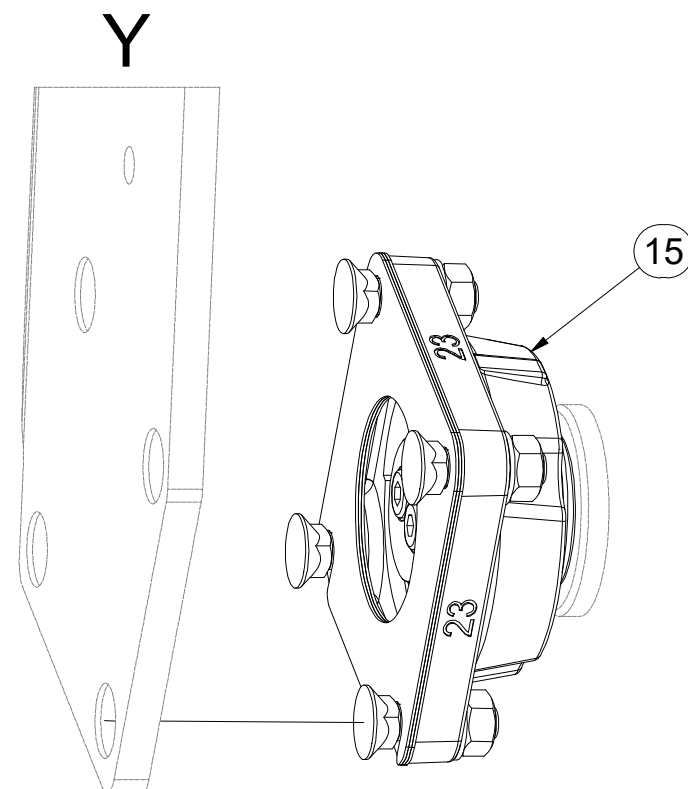
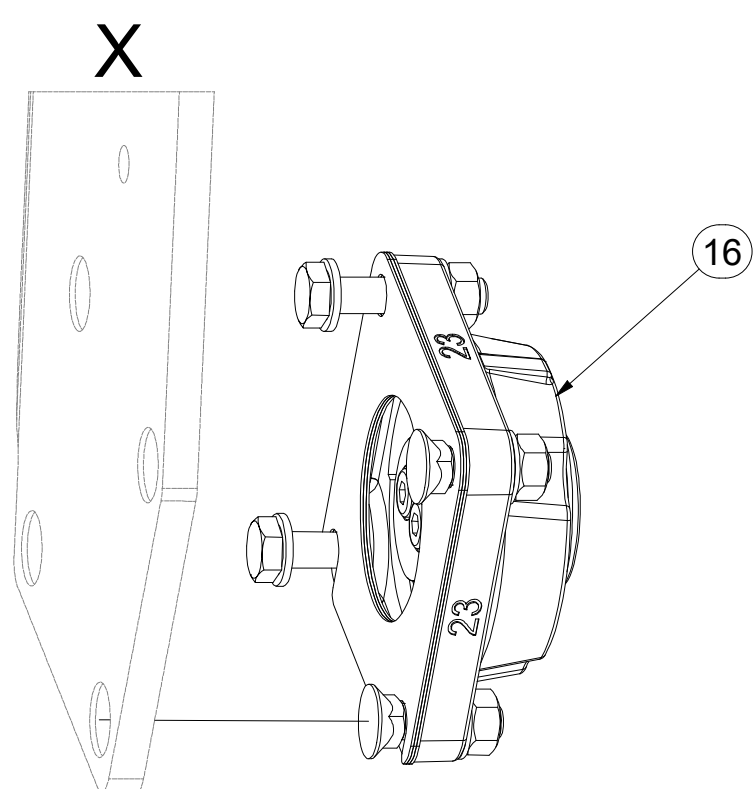
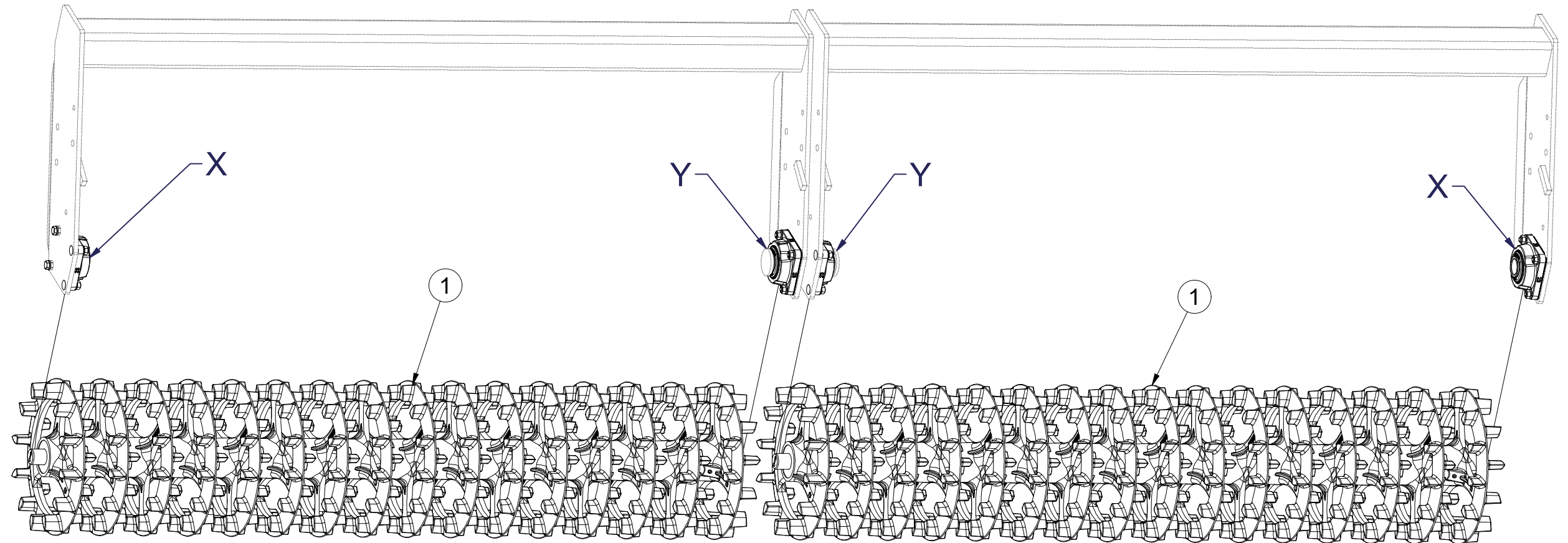


CZ SADA ZADNÍCH VÁLČŮ  
 D SATZ HINTERE WALZEN  
 F KIT DE ROULEAUX ARRIÈRE

GB SET OF REAR ROLLERS  
 RU КОМПЛЕКТ ЗАДНИХ КАТКОВ  
 PL ZESTAW TYLNYCH WAŁÓW



**VZ00041849**



Pos.	Part Number	Pcs.
1	VZ00039892	2
15	VZ00038060	2
16	VZ00039819	2

Ⓒ SADA ZADNÍCH VÁLCŮ

Ⓓ SATZ HINTERE WALZEN

Ⓕ KIT DE ROULEAUX ARRIÈRE

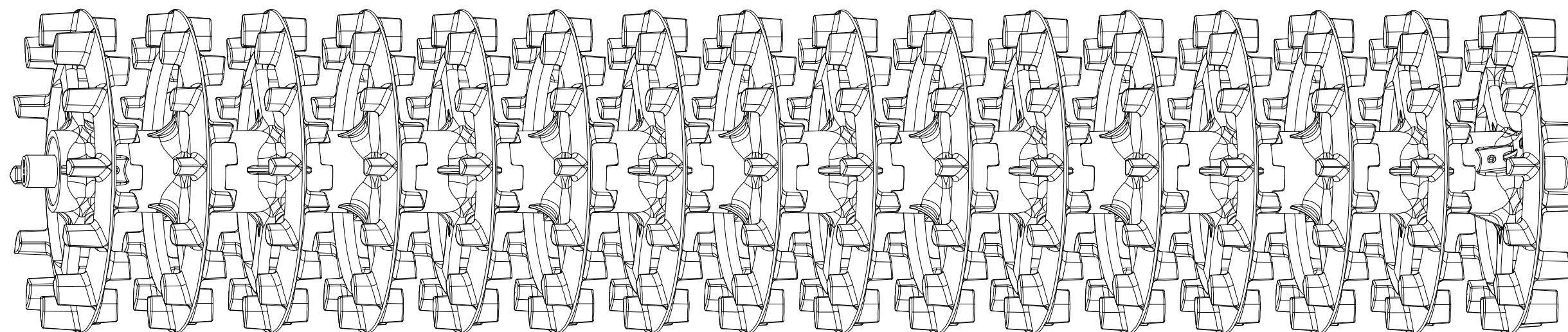
**VZ00039892**

Ⓖ SET OF REAR ROLLERS

Ⓡ КОМПЛЕКТ ЗАДНИХ КАТКОВ

Ⓟ ZESTAW TYLNYCH WAŁÓW

**Farmet**

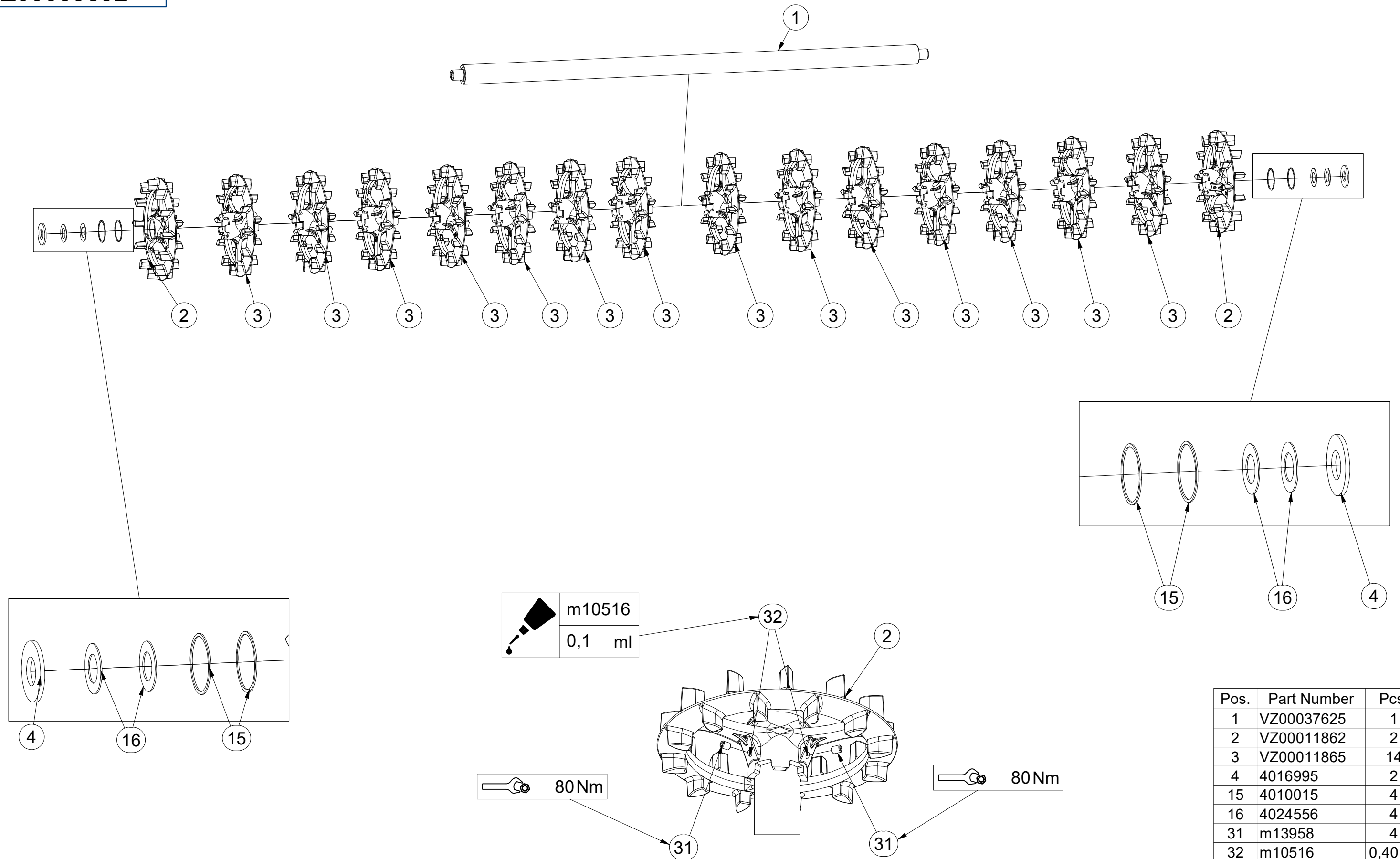


CZ SADA ZADNÍCH VÁLČŮ  
 D SATZ HINTERE WALZEN  
 F KIT DE ROULEAUX ARRIÈRE

GB SET OF REAR ROLLERS  
 RU КОМПЛЕКТ ЗАДНИХ КАТКОВ  
 PL ZESTAW TYLNYCH WAŁÓW



**VZ00039892**



Pos.	Part Number	Pcs.
1	VZ00037625	1
2	VZ00011862	2
3	VZ00011865	14
4	4016995	2
15	4010015	4
16	4024556	4
31	m13958	4
32	m10516	0,40 ml

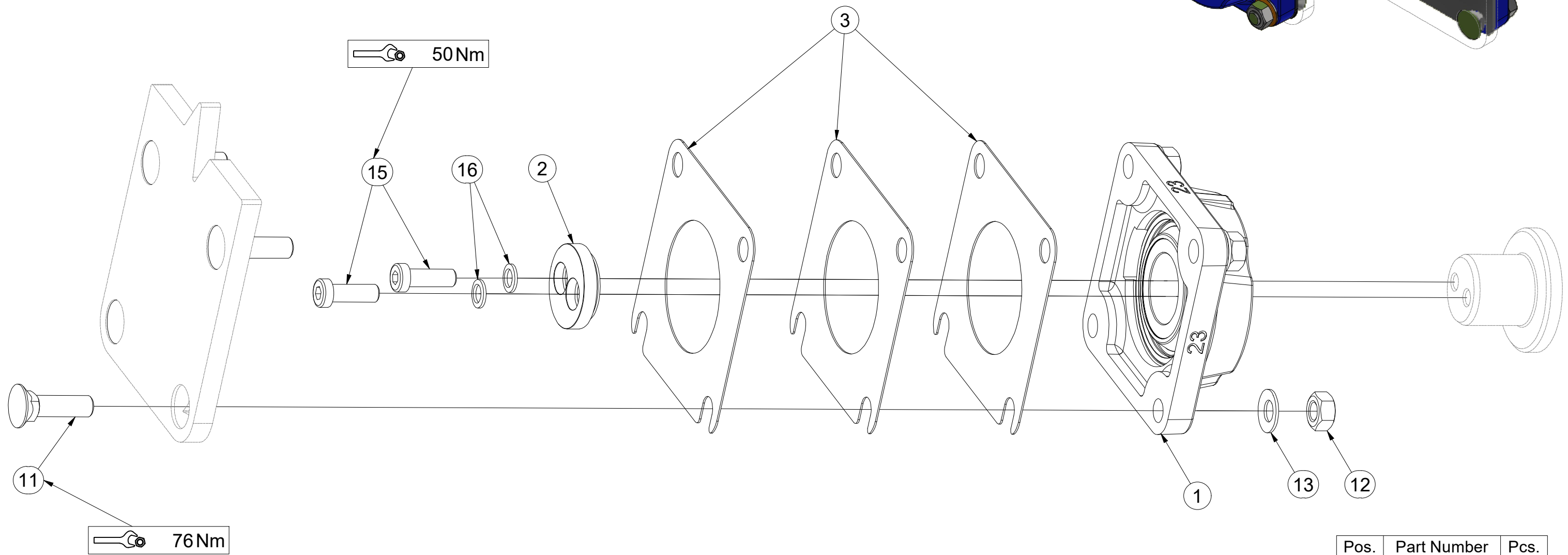
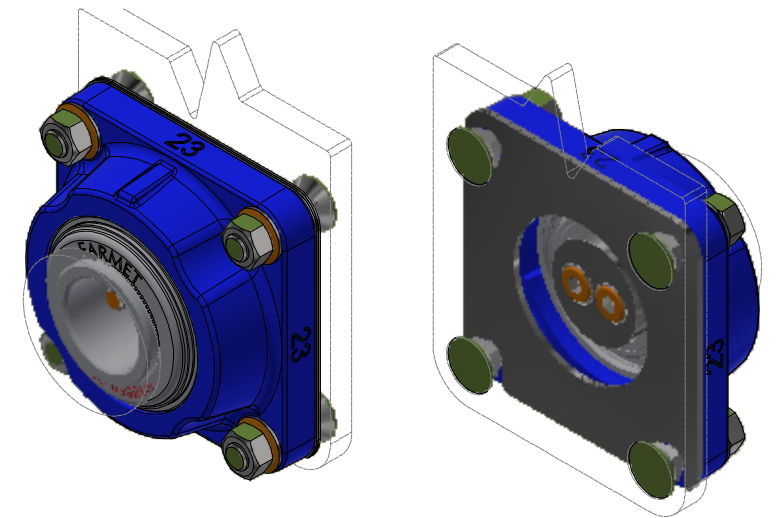


CZ SADA LOŽISEK  
 D SATZ LAGER  
 F KIT DE ROULEMENTS

GB SET OF BEARINGS  
 RU КОМПЛЕКТ ПОДШИПНИКОВ  
 PL ZESTAW ŁOŻYSK



**VZ00038060**



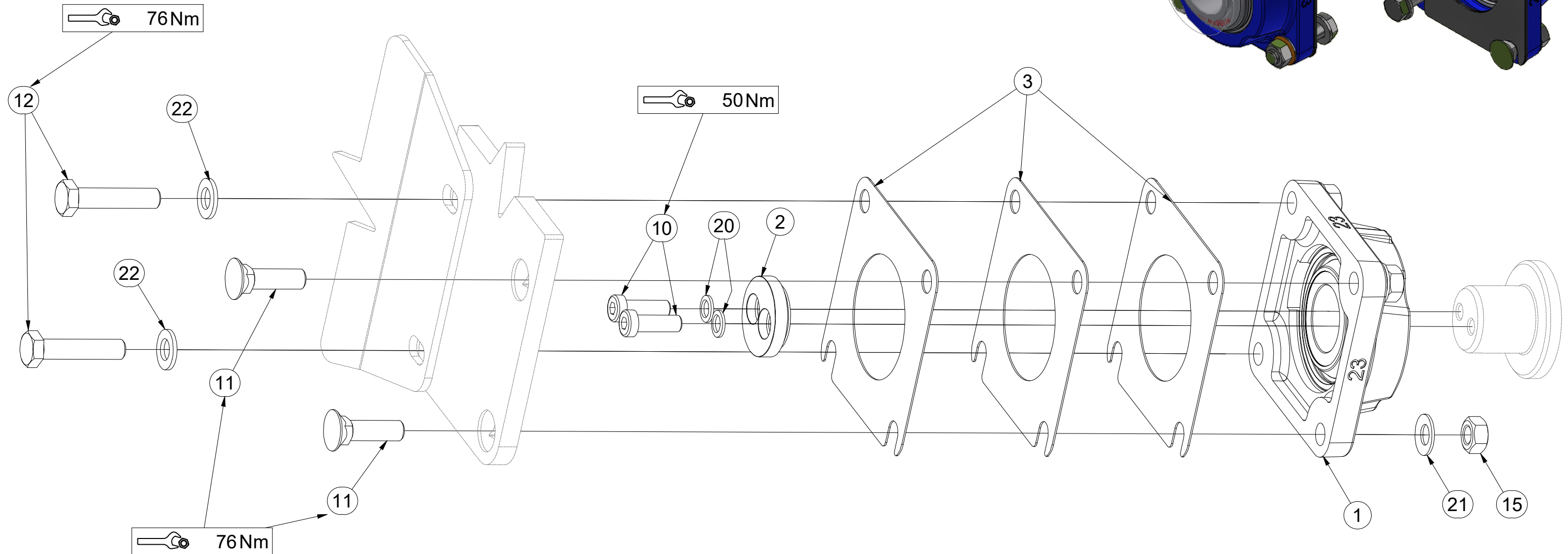
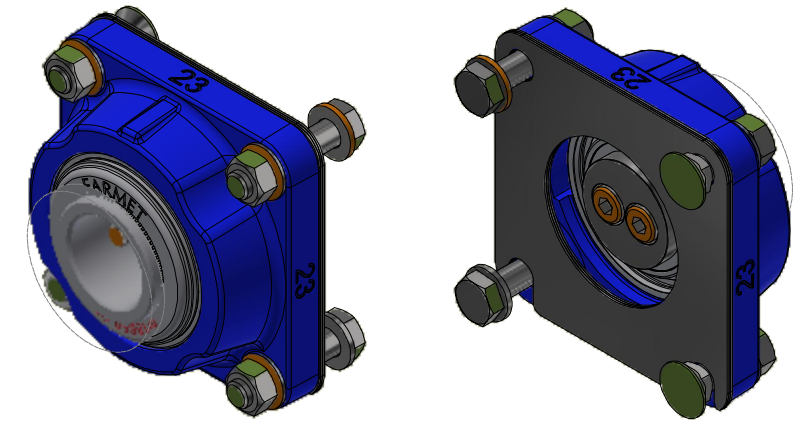
Pos.	Part Number	Pcs.
1	m18650-23	1
2	VZ00038211	1
3	4016809	3
11	m03519	4
12	m01305	4
13	m17545	4
15	m24320	2
16	m24356	2

CZ SADA LOŽISEK  
 D SATZ LAGER  
 F KIT DE ROULEMENTS

GB SET OF BEARINGS  
 RU КОМПЛЕКТ ПОДШИПНИКОВ  
 PL ZESTAW ŁOŻYSK

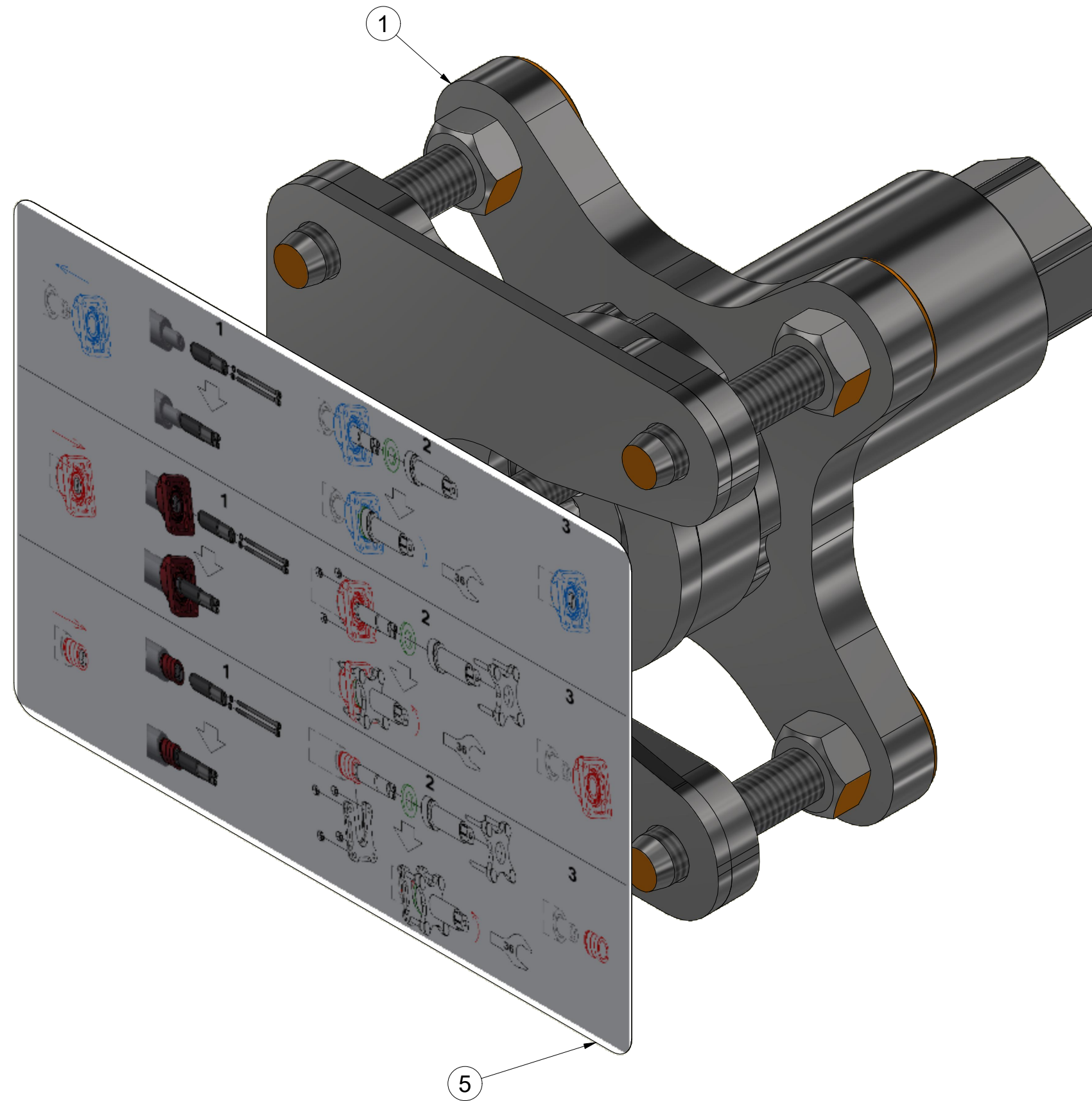


**VZ00039819**



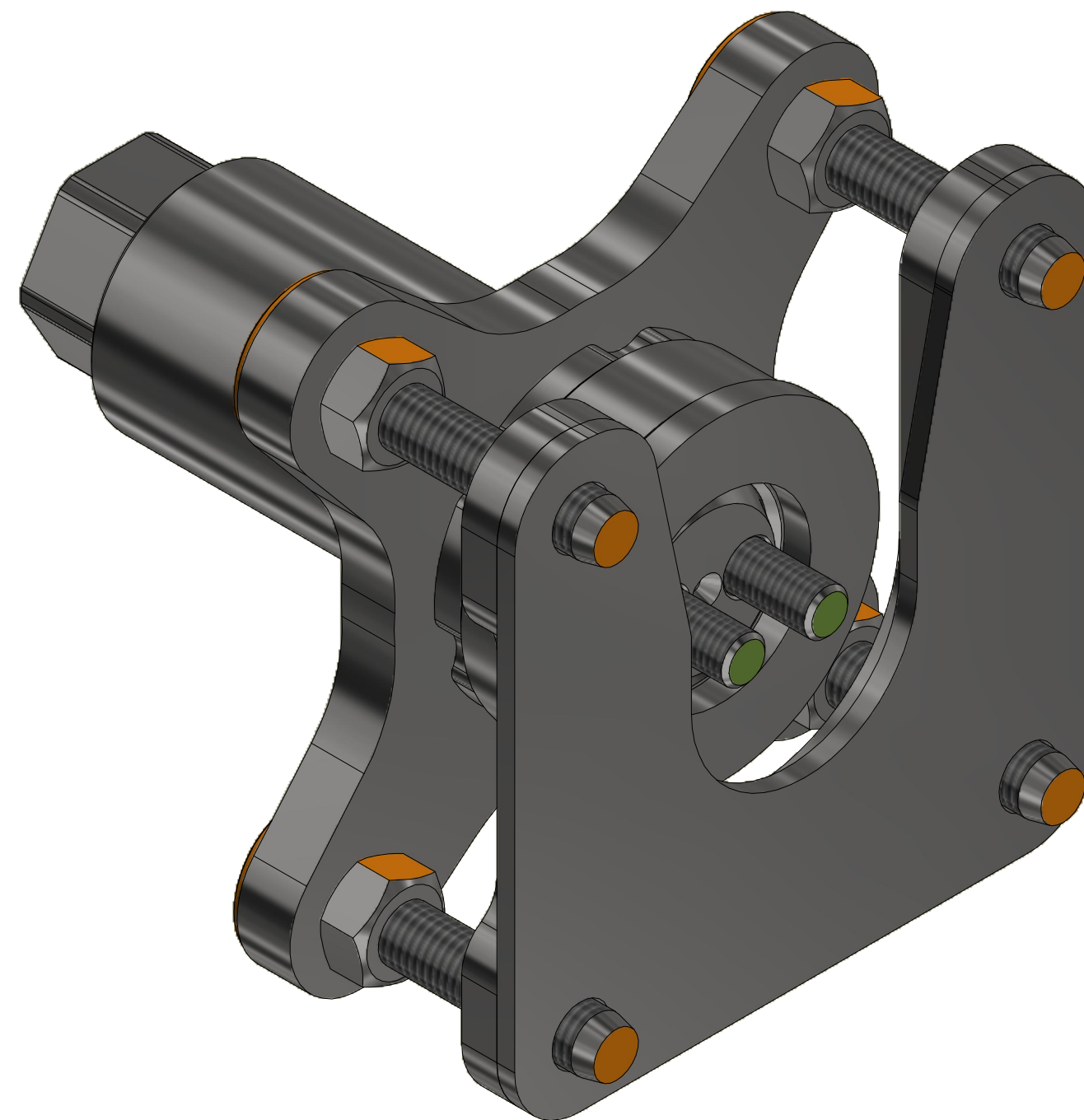

Pos.	Part Number	Pcs.
1	m18650-23	1
2	VZ00038211	1
3	4016809	3
10	m24320	2
11	m03519	2
12	m04412	2
15	m01305	4
20	m24356	2
21	m17545	4
22	m17741	2

**VZ00038564**

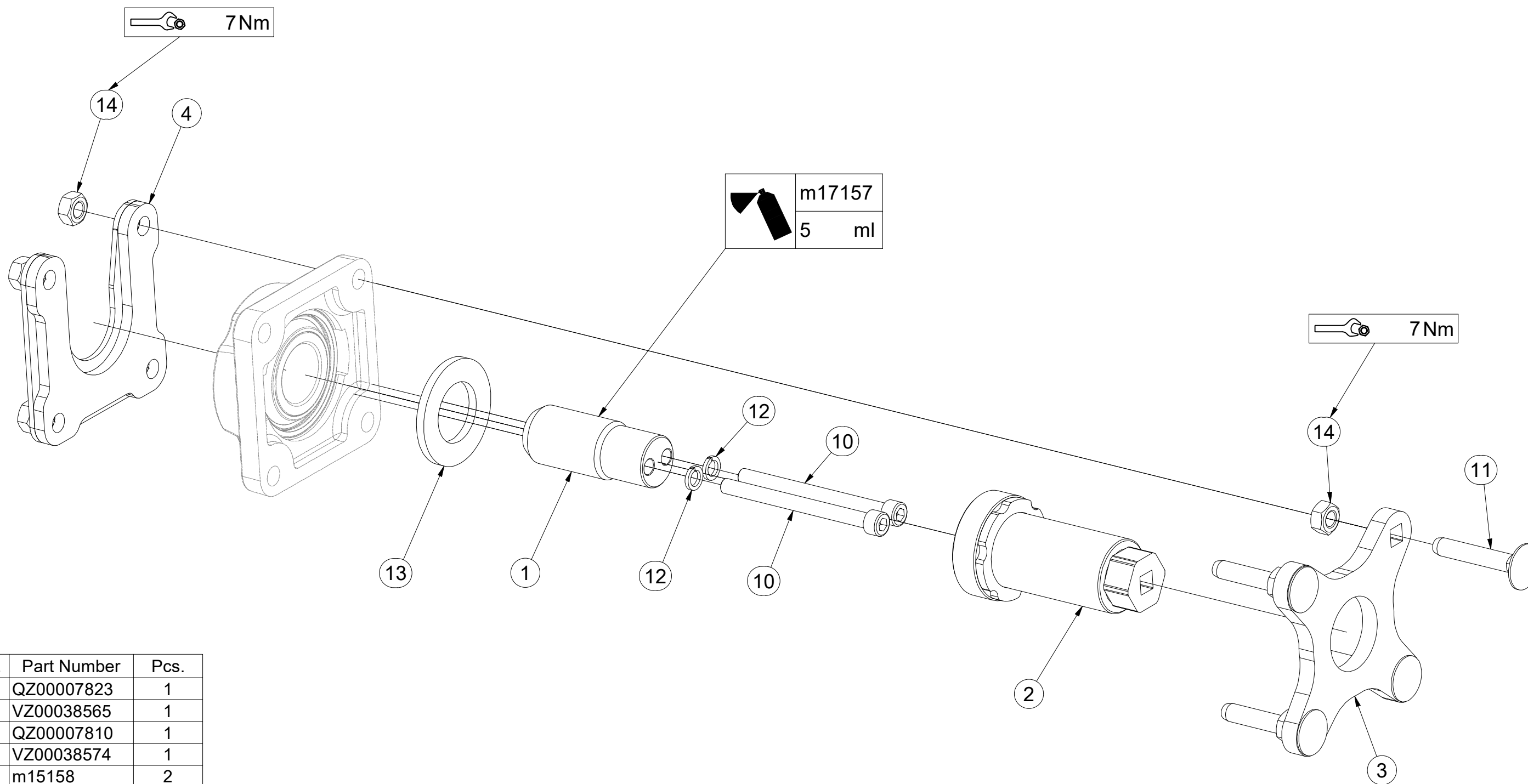


Pos.	Part Number	Pcs.
1	VZ00040530	1
5	m24596	1

**VZ00040530**



**VZ00040530**



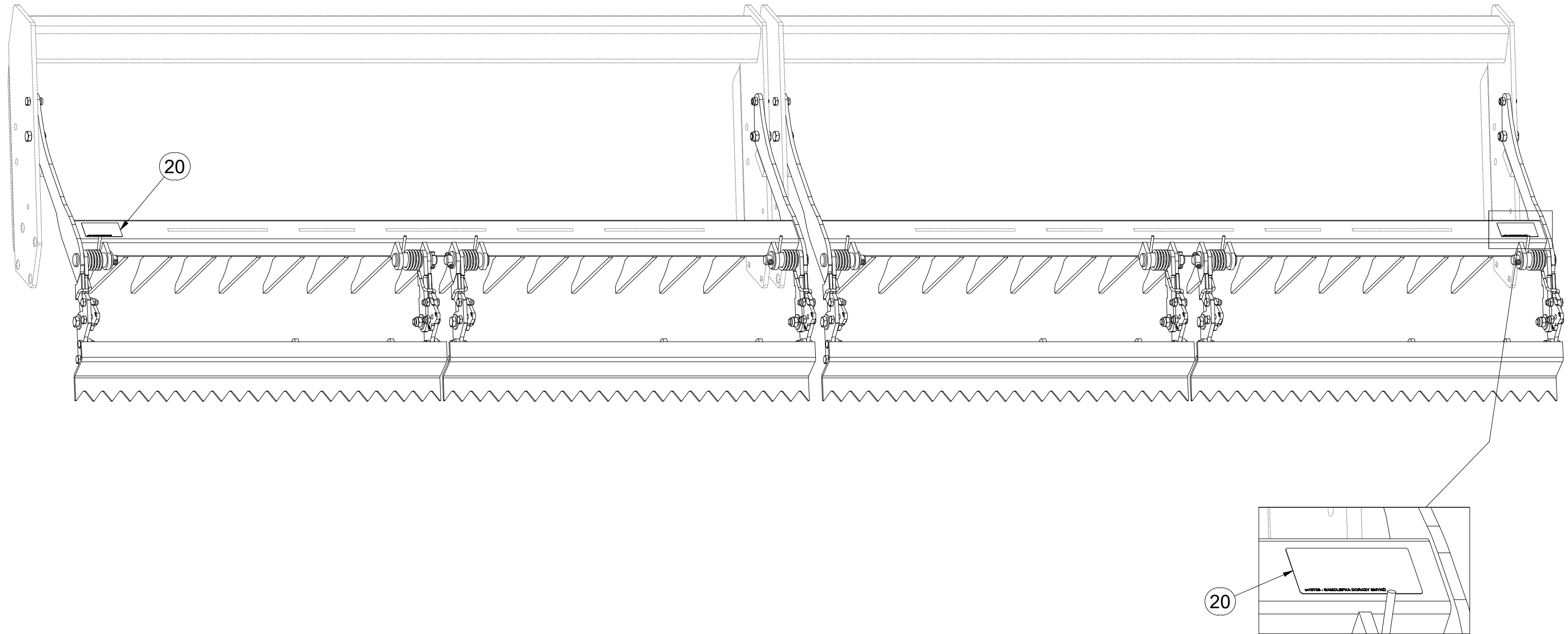
Pos.	Part Number	Pcs.
1	QZ00007823	1
2	VZ00038565	1
3	QZ00007810	1
4	VZ00038574	1
10	m15158	2
11	m17684	4
12	m01208	2
13	m03636	1
14	m10439	8
20	m17157	5,00 ml

- Ⓒ SMYKY ZADNÍCH VÁLCŮ
- Ⓓ SCHLEIFE HINTERE WALZE
- Ⓕ NIVELEUR ARRIÈRE ROULEAUX

- Ⓖ REAR ROLLERS LEVELLERS
- Ⓡ БОРОНЫ ЗАДНИХ КАТКОВ
- Ⓟ WŁÓKY TYLNYCH WAŁOW



**VZ00041851**



Pos.	Part Number	Pcs.
20	m13708	2

ⒸZ SMYKY ZADNÍCH VÁLCŮ

Ⓓ SCHLEIFE HINTERE WALZE

Ⓕ NIVELEUR ARRIÈRE ROULEAUX

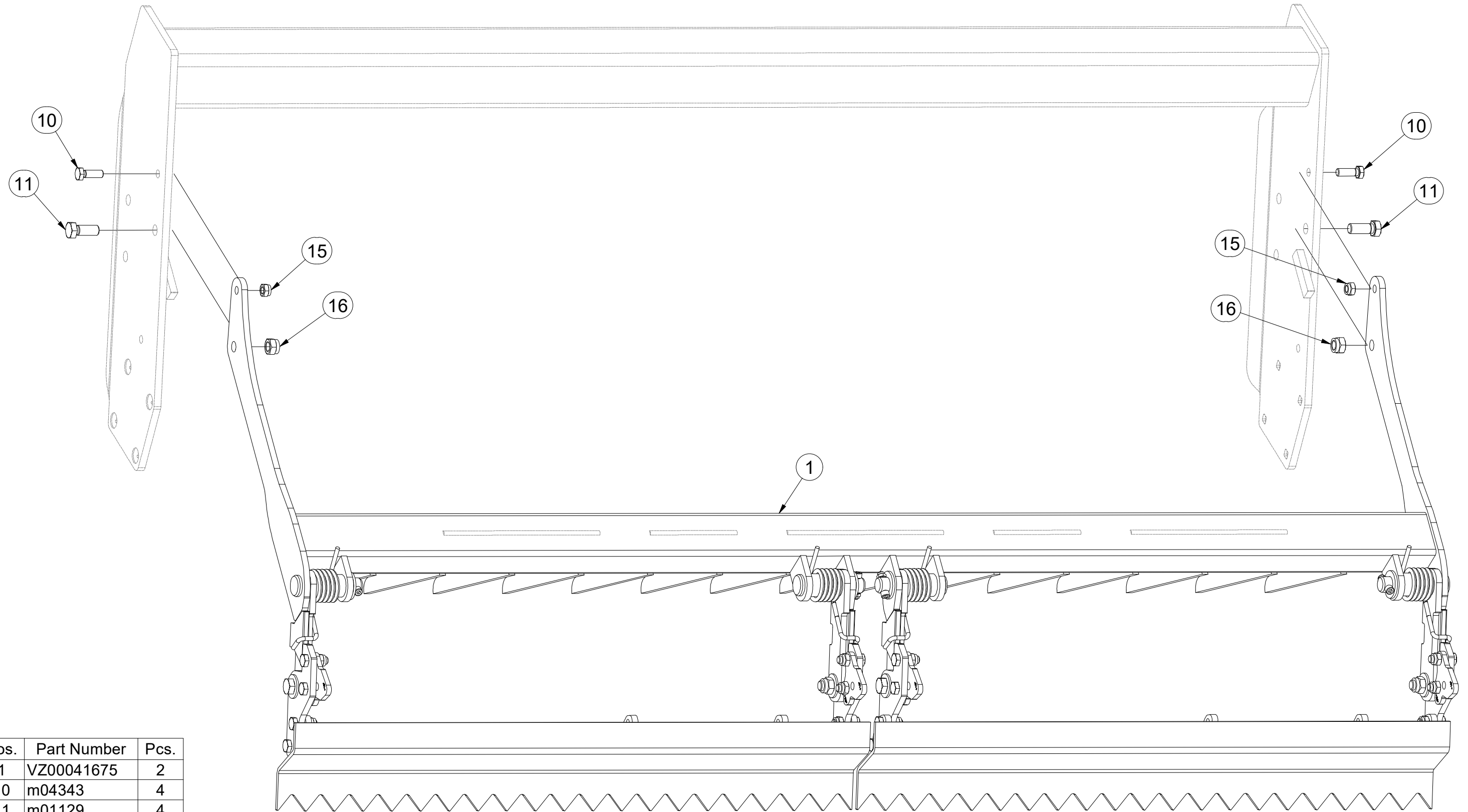
ⒸGB REAR ROLLERS LEVELLERS

ⒸRU БОРОНЫ ЗАДНИХ КАТКОВ

ⒸPL WŁÓKY TYLNYCH WAŁOW

**Farmet**

**VZ00041851**



Pos.	Part Number	Pcs.
1	VZ00041675	2
10	m04343	4
11	m01129	4
15	m04301	4
16	m03683	4

ⒸZ SMYKY ZADNÍCH VÁLCŮ

Ⓓ SCHLEIFE HINTERE WALZE

Ⓕ NIVELEUR ARRIÈRE ROULEAUX

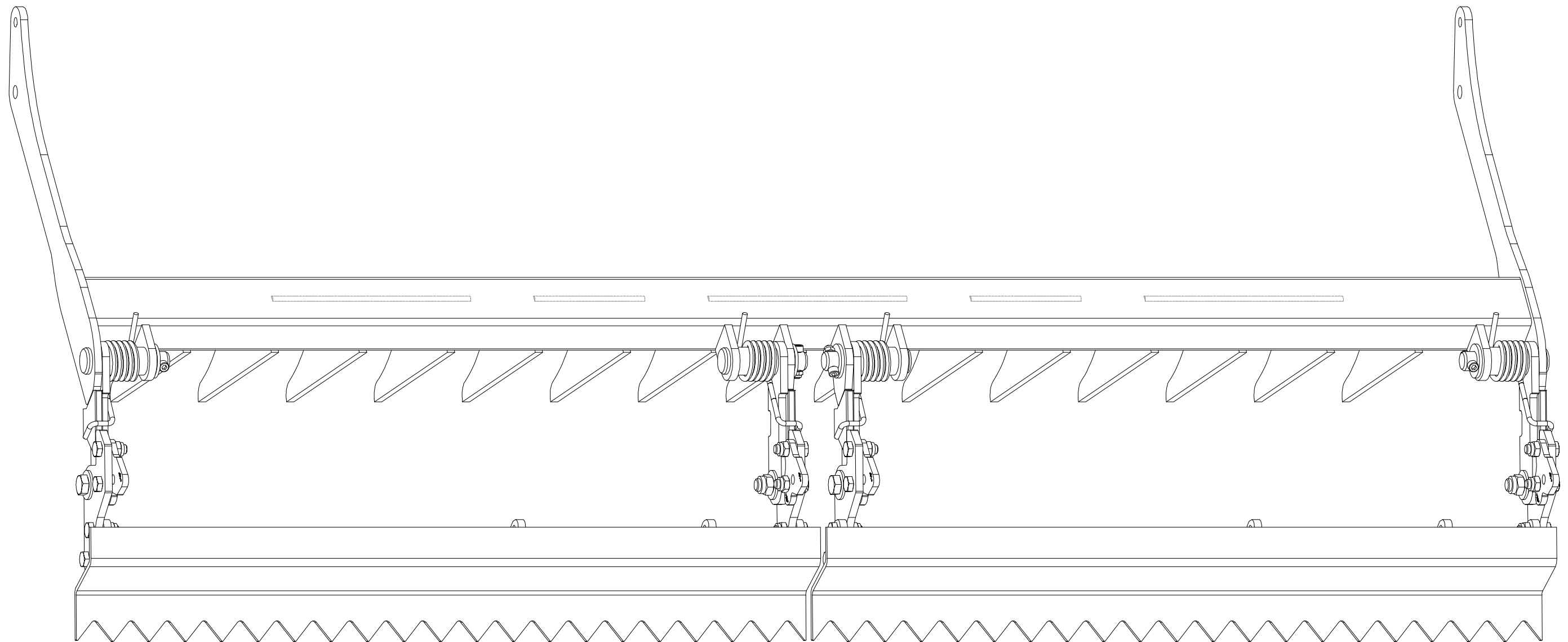
**VZ00041675**

ⒸGB REAR ROLLERS LEVELLERS

ⒸRU БОРОНЫ ЗАДНИХ КАТКОВ

ⒸPL WŁÓKY TYLNYCH WAŁÓW

**Farmet**





ⒸZ SMYKY ZADNÍCH VÁLCŮ

Ⓓ SCHLEIFE HINTERE WALZE

Ⓕ NIVELEUR ARRIÈRE ROULEAUX

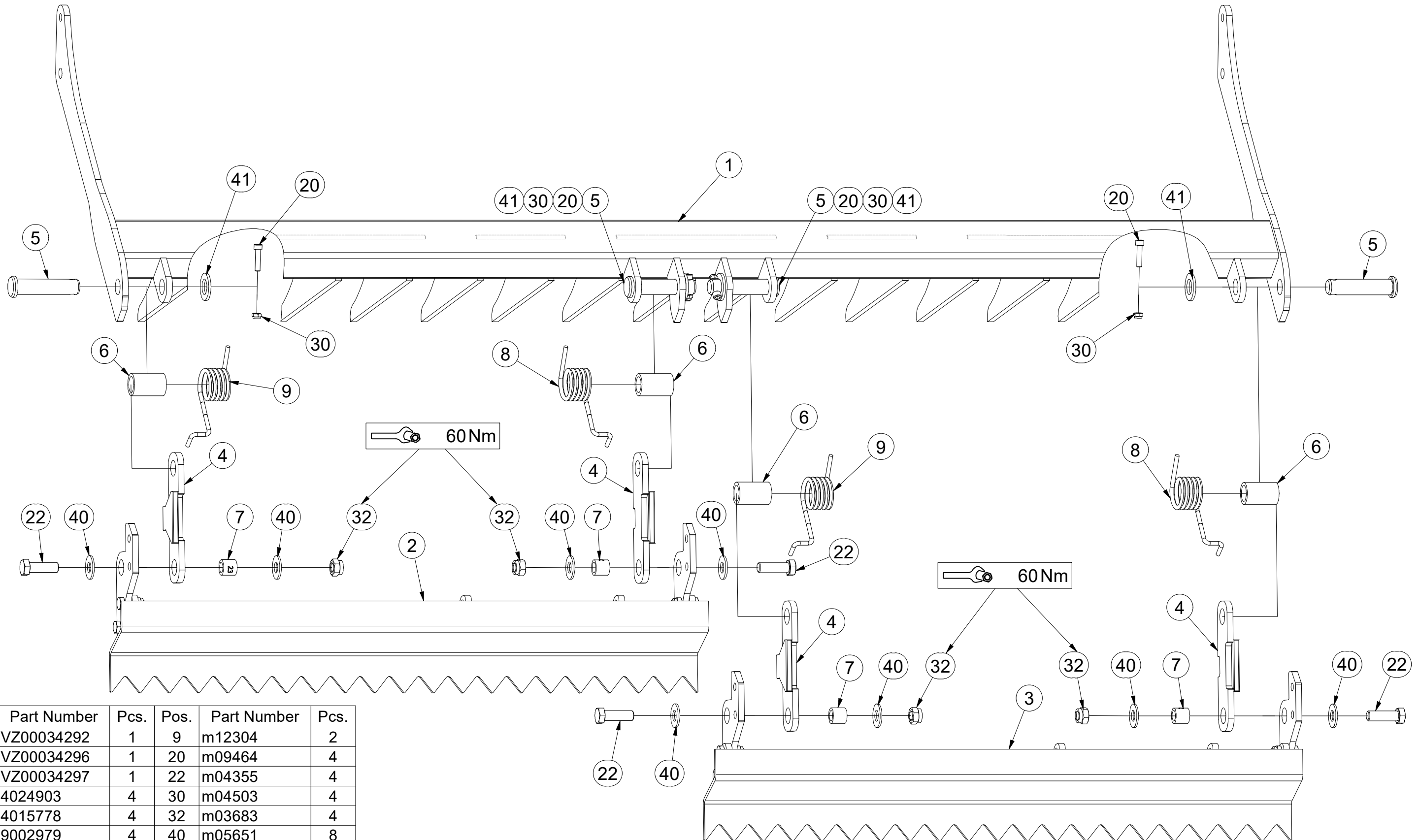
ⒸB REAR ROLLERS LEVELLERS

ⒸU БОРОНЫ ЗАДНИХ КАТКОВ

ⒸL WŁÓKY TYLNYCH WAŁOW



**VZ00041675**



Pos.	Part Number	Pcs.	Pos.	Part Number	Pcs.
1	VZ00034292	1	9	m12304	2
2	VZ00034296	1	20	m09464	4
3	VZ00034297	1	22	m04355	4
4	4024903	4	30	m04503	4
5	4015778	4	32	m03683	4
6	9002979	4	40	m05651	8
7	4022223	4	41	m14028	4
8	m12303	2			

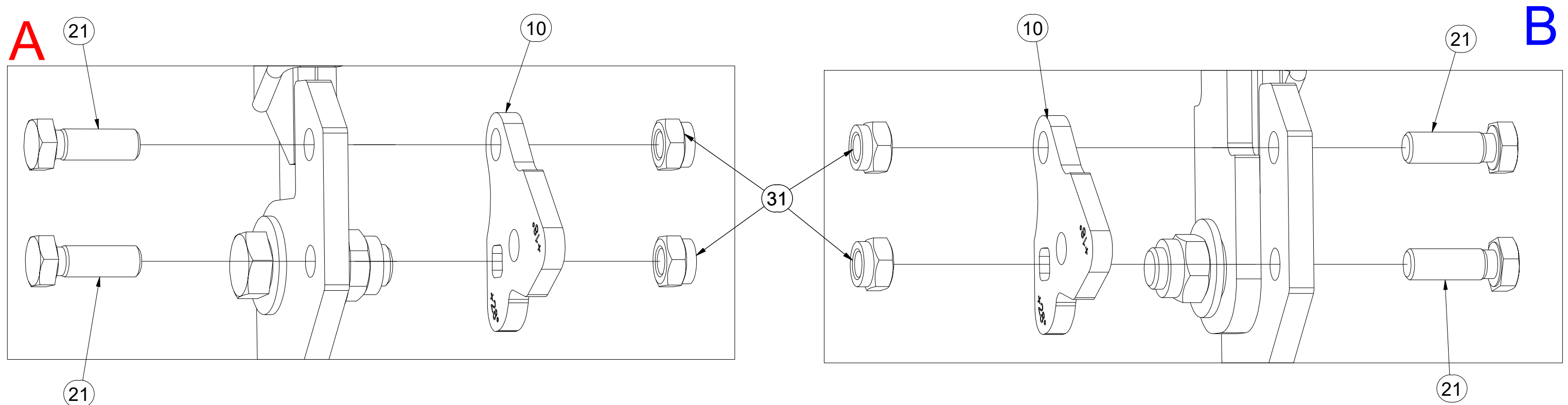
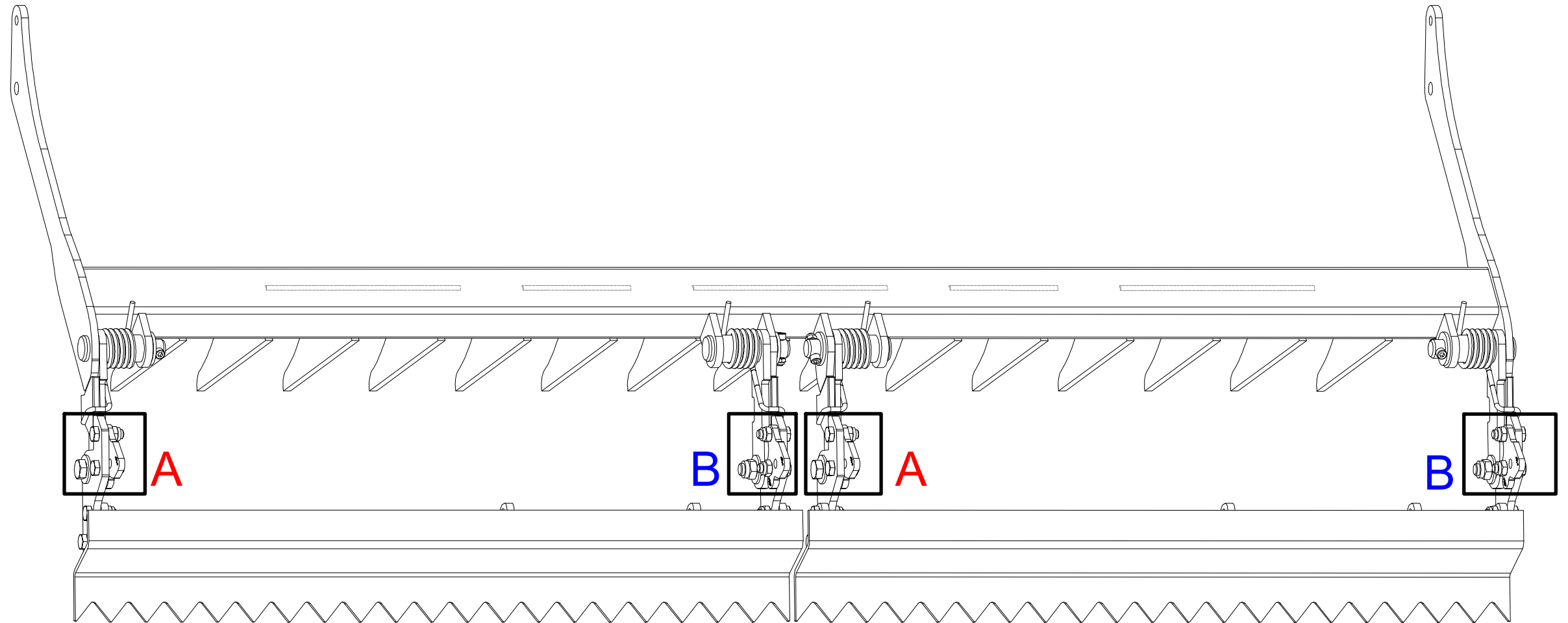
CZ SMYKY ZADNÍCH VÁLCŮ  
 D SCHLEIFE HINTERE WALZE  
 F NIVELEUR ARRIÈRE ROULEAUX

GB REAR ROLLERS LEVELLERS  
 RU БОРОНЫ ЗАДНИХ КАТКОВ  
 PL WŁÓKY TYLNYCH WAŁOW



**VZ00041675**

Pos.	Part Number	Pcs.
10	VZ00038536	4
21	m04343	8
31	m04301	8



Ⓒ SMYK

Ⓓ ACKERSCHLEIFE

Ⓕ NIVELEUR

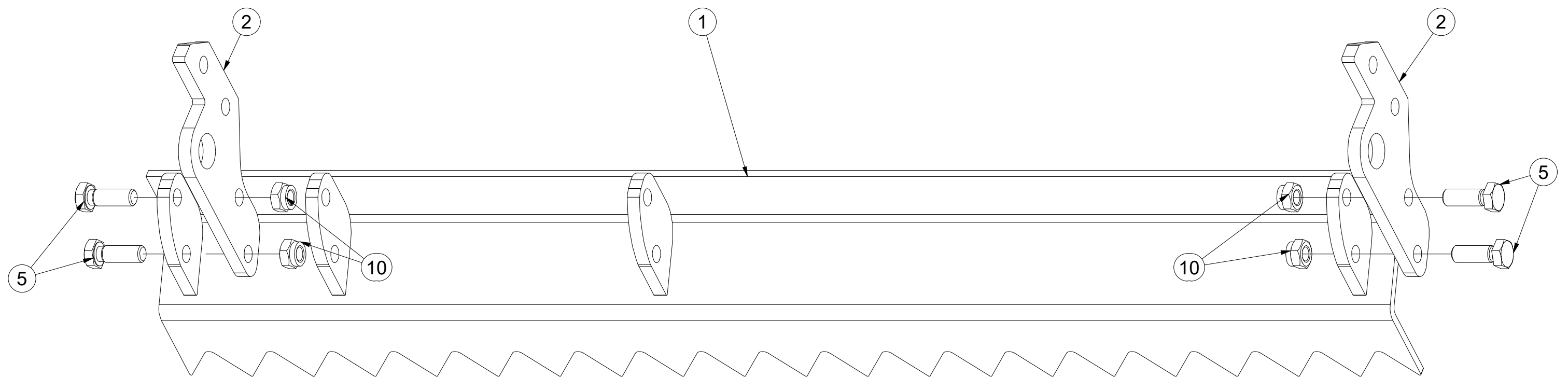
Ⓖ LEVELLER

Ⓡ БОРОНА

Ⓟ WŁÓKA



**VZ00034296**



Pos.	Part Number	Pcs.
1	VZ00034293	1
2	VZ00014941	2
5	m04343	4
10	m04301	4

Ⓒ SMYK

Ⓓ ACKERSCHLEIFE

Ⓕ NIVELEUR

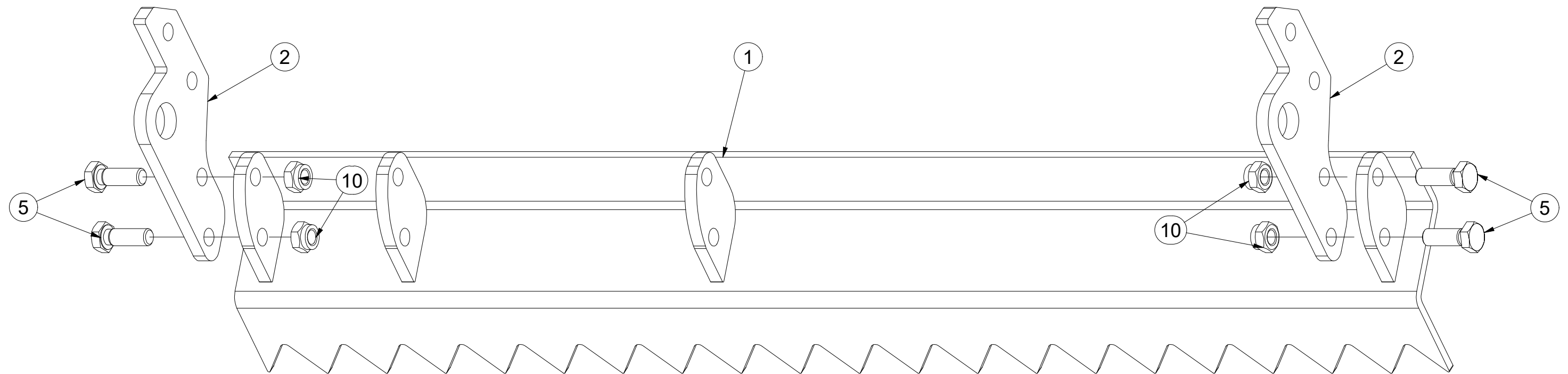
Ⓖ LEVELLER

Ⓡ БОРОНА

Ⓟ WŁÓKA



**VZ00034297**



Pos.	Part Number	Pcs.
1	VZ00034293	1
2	VZ00014941	2
5	m04343	4
10	m04301	4

ⒸZ SADA NÁPRAVY

ⒹSATZ AUFHÄNGUNG

ⒻKIT DE L'ESSIEU

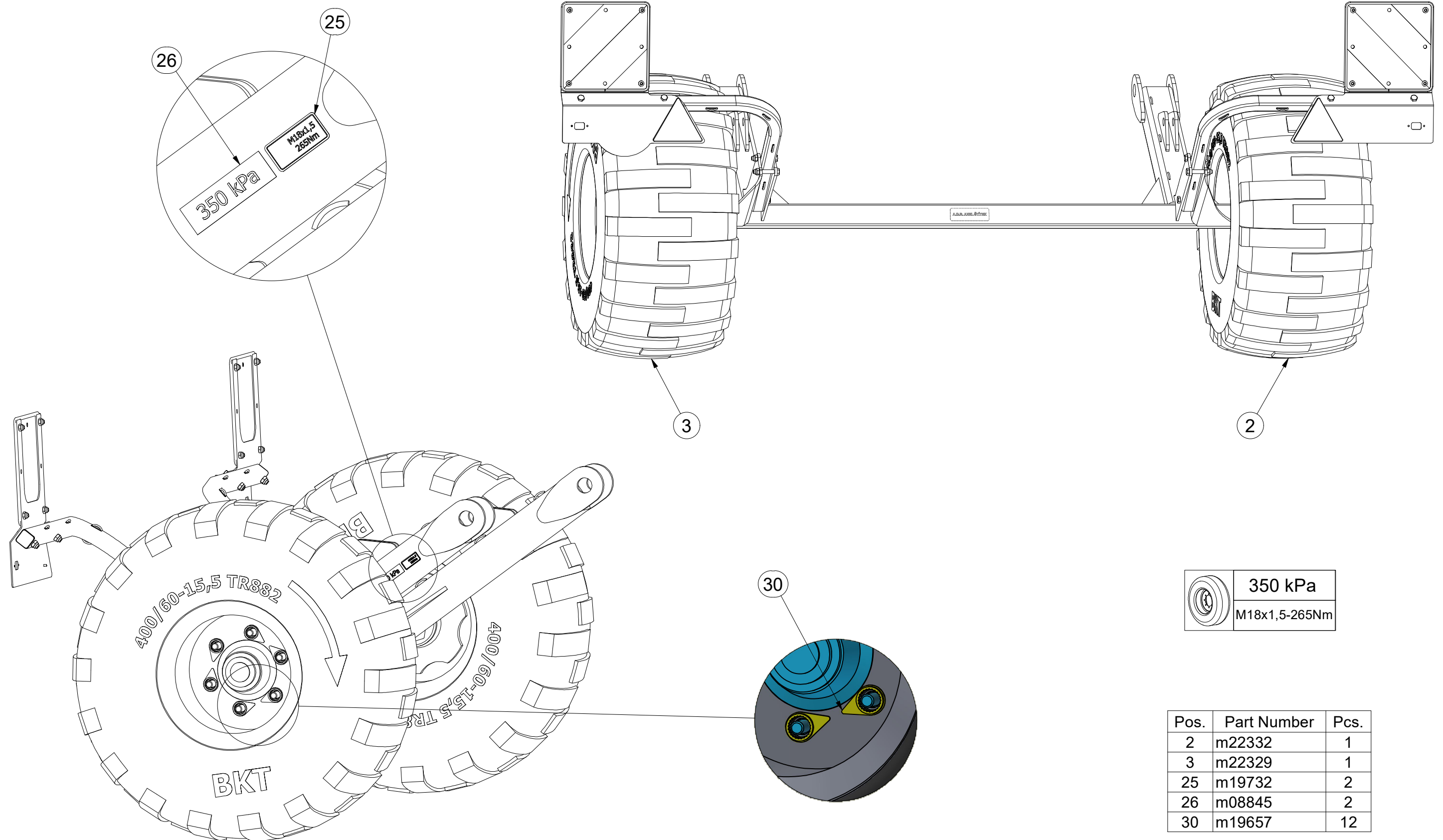
ⒼB AXLE SET

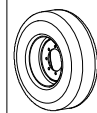
ⒺU КОМПЛЕКТ ОСИ КОЛЁС

ⒽL ZESTAW OSI



VZ00023761



	350 kPa
	M18x1,5-265Nm

Pos.	Part Number	Pcs.
2	m22332	1
3	m22329	1
25	m19732	2
26	m08845	2
30	m19657	12

Ⓒ SADA NÁPRAVY

Ⓓ SATZ AUFHÄNGUNG

Ⓕ KIT DE L'ESSIEU

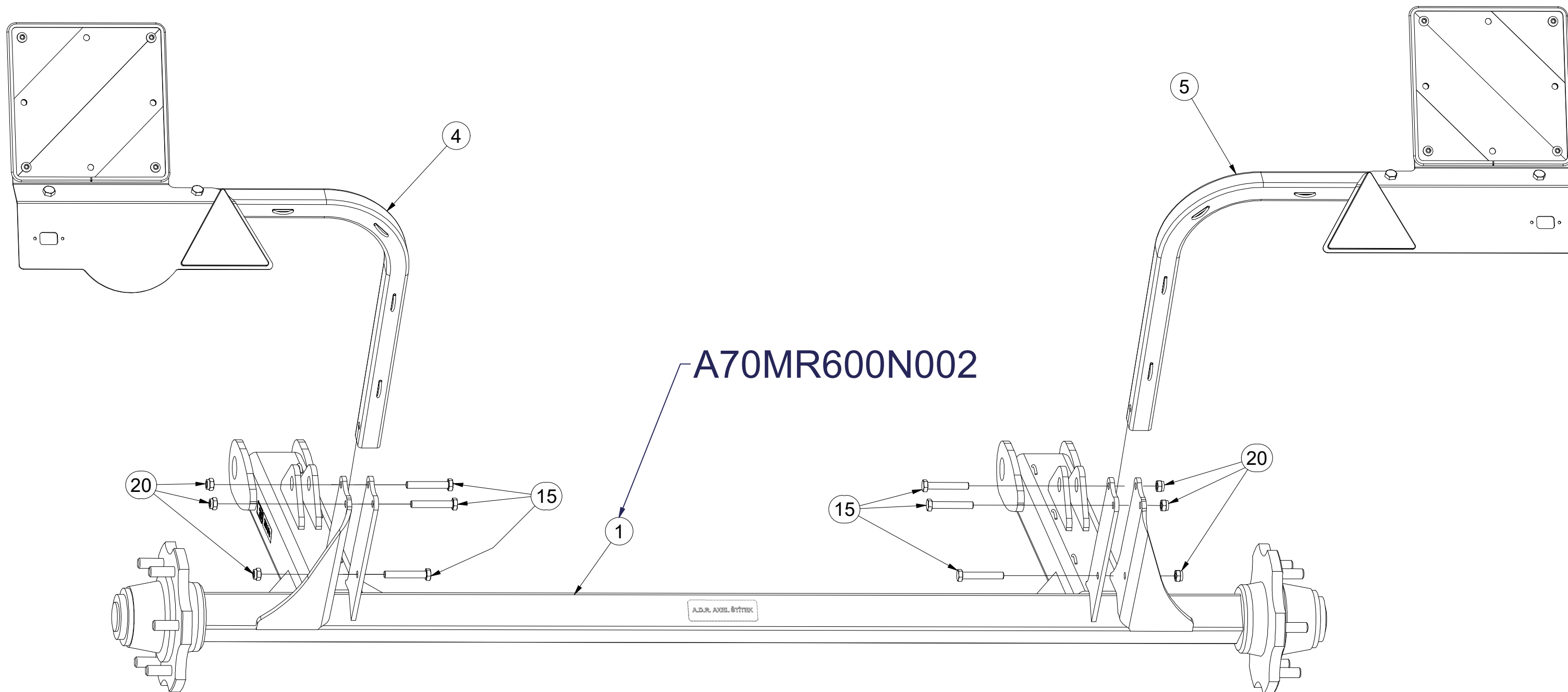
Ⓖ AXLE SET

Ⓡ КОМПЛЕКТ ОСИ КОЛЁС

Ⓟ ZESTAW OSI



**VZ00023761**



Pos.	Part Number	Pcs.
1	3012556	1
4	VZ00023833	1
5	VZ00023834	1
15	m12493	6
20	m04301	6

ⒸZ NÁPRAVA

ⒹACHSE

ⒻESSIEU

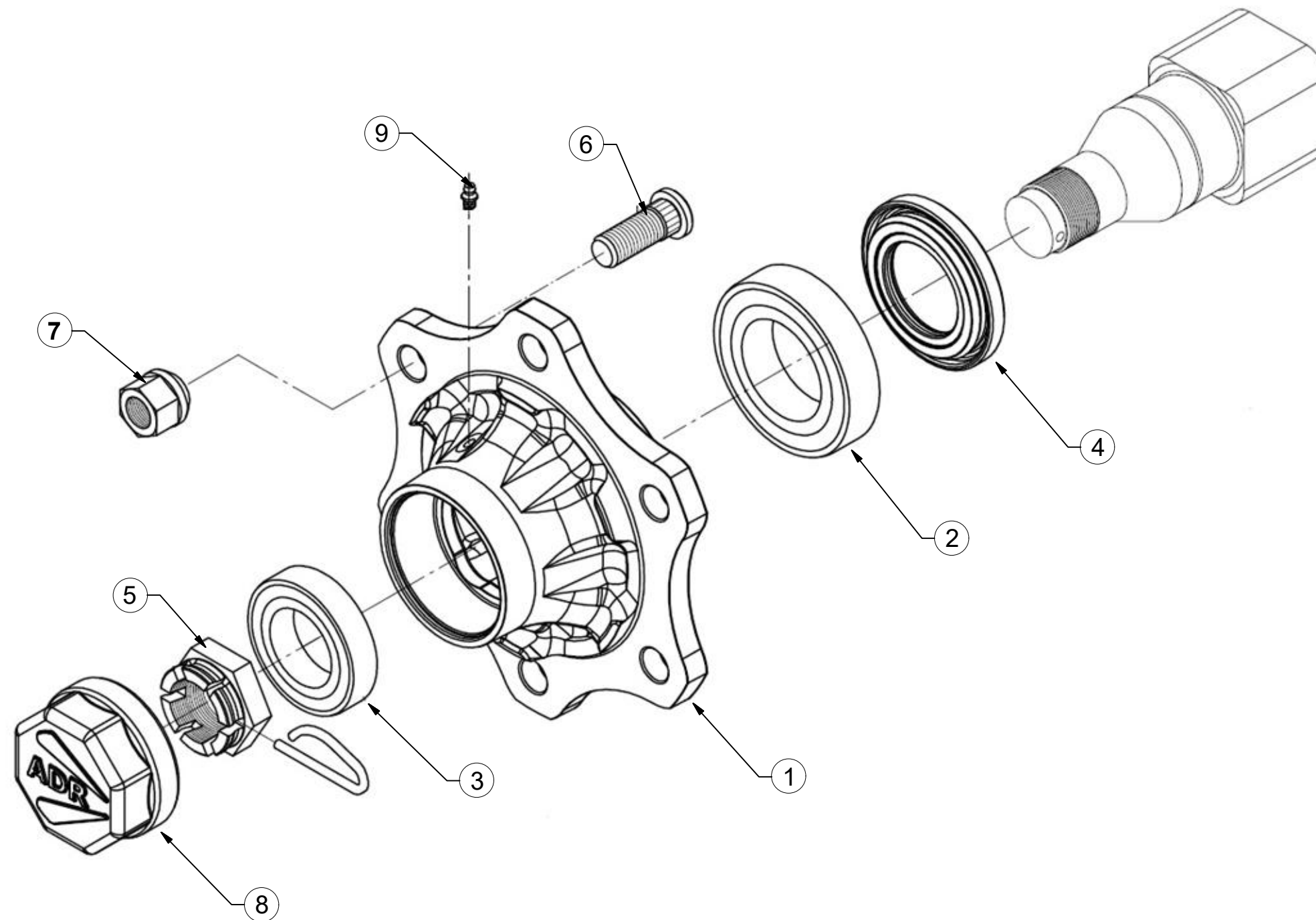
ⒼB AXLE

ⒶOOCb

ⒶLOS



**A70MR600N002**



Pos	Part Number	Pcs.
1	m19667	2
2	m08194	2
3	m07152	2
4	m14924	2
5	m08169	2
6	m08148	12
7	m08163	12
8	m19668	2
9	m05698	2

ⒸZ TERČ ZADNÍ LEVÝ

Ⓓ SCHILD, HINTERES, LINKES

Ⓕ CIBLE ARRIÈRE GAUCHE

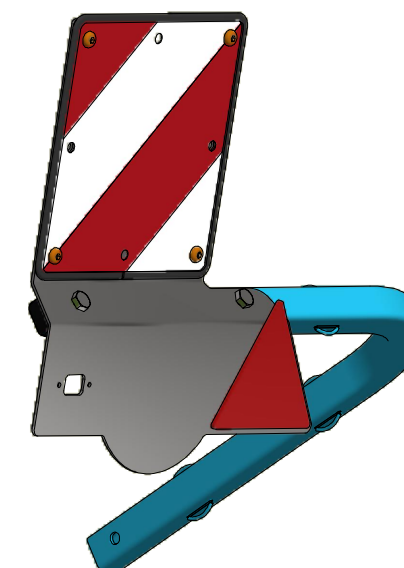
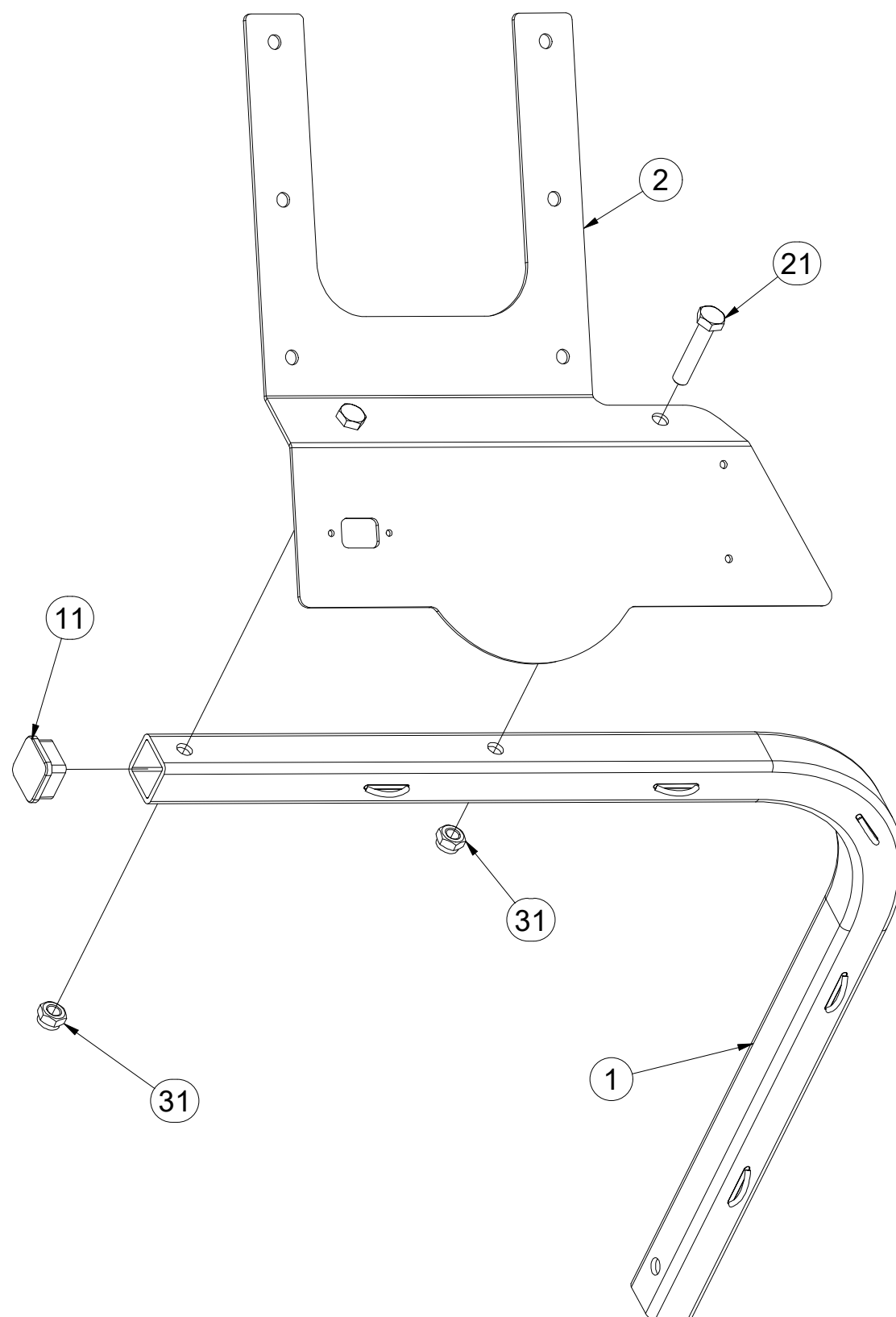
**VZ00023833**

ⒼB LEFT REAR DISC

ⒺЩИТОК ЗАДНИЙ ЛЕВЫЙ

ⒽL TARCZA TYLNA LEWA

**Farmet**



Pos.	Part Number	Pcs.
1	3012433	1
2	3012365	1
11	m12689	1
21	m01131	2
31	m04301	2



ⒸZ TERČ ZADNÍ LEVÝ

Ⓓ SCHILD, HINTERES, LINKES

Ⓕ CIBLE ARRIÈRE GAUCHE

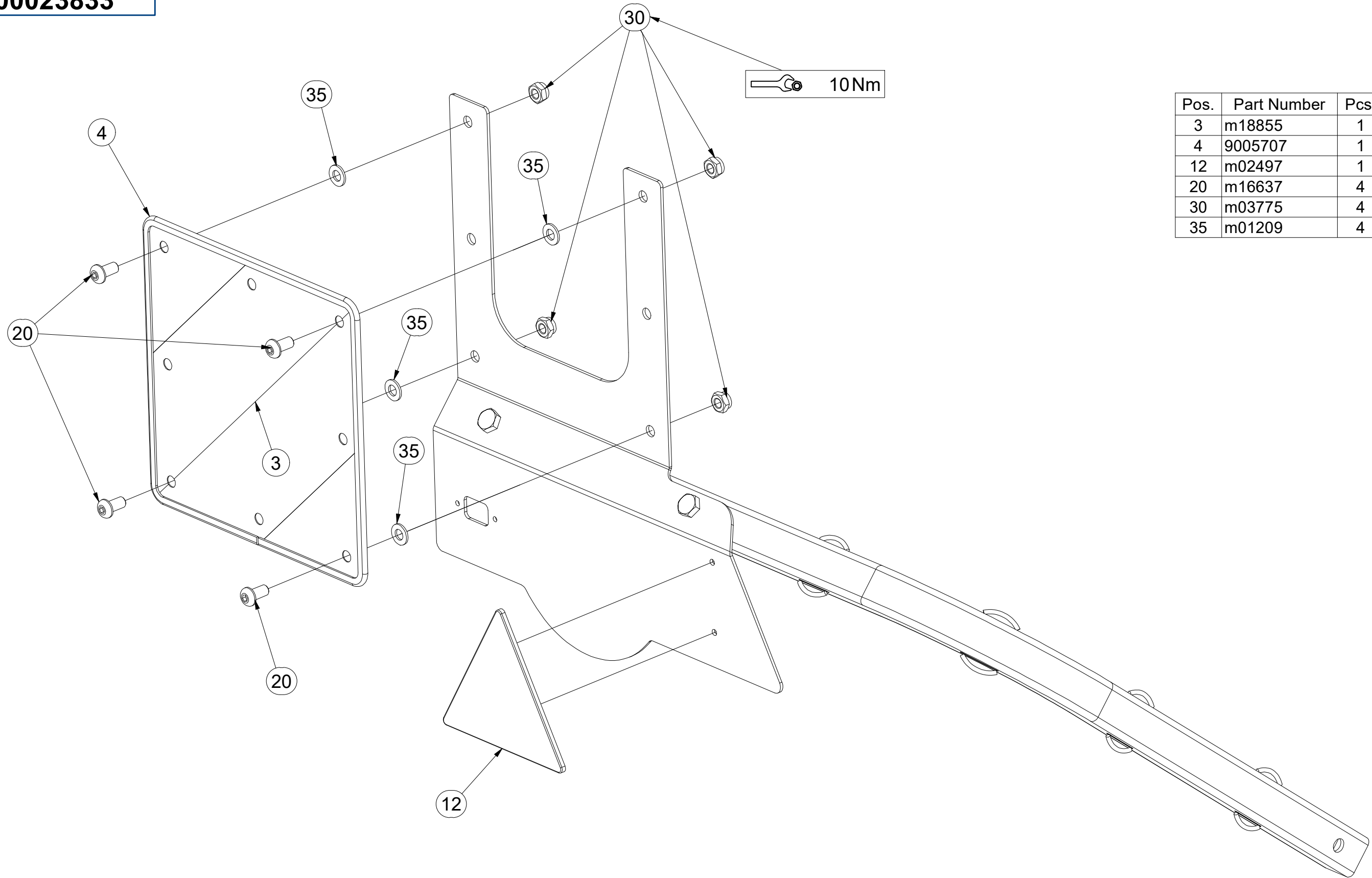
ⒼB LEFT REAR DISC

ⒺЩИТОК ЗАДНИЙ ЛЕВЫЙ

ⒽL TARCZA TYLNA LEWA



**VZ00023833**



Pos.	Part Number	Pcs.
3	m18855	1
4	9005707	1
12	m02497	1
20	m16637	4
30	m03775	4
35	m01209	4

ⒸZ TERČ ZADNÍ PRAVÝ

Ⓓ SCHILD, HINTERES, RECHTES

Ⓕ CIBLE ARRIÈRE DROITE

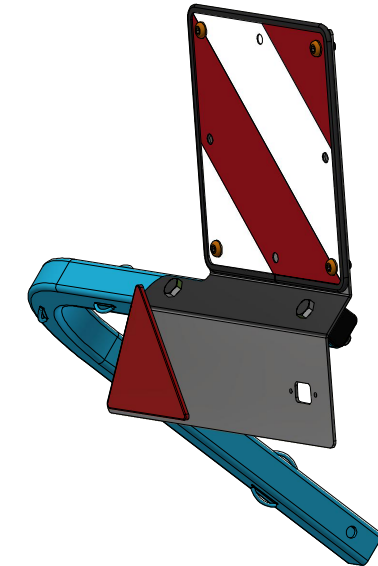
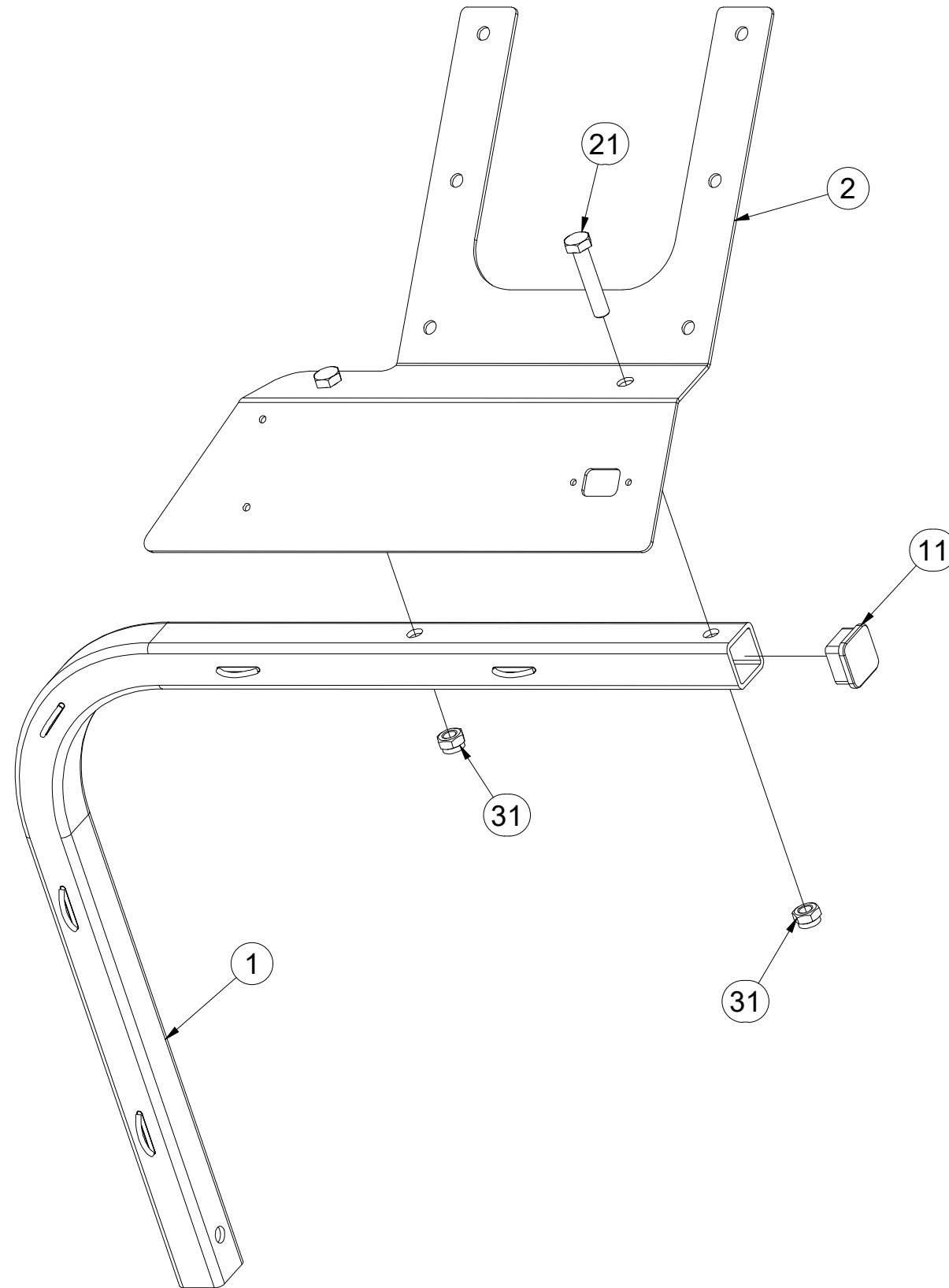
**VZ00023834**

ⒼB RIGHT REAR DISC

ⒺЩИТОК ЗАДНИЙ ПРАВЫЙ

ⒽL TARCZA TYLNA PRAWA

**Farmet**



Pos.	Part Number	Pcs.
1	3012433	1
2	3012390	1
11	m12689	1
21	m01131	2
31	m04301	2

ⒸZ TERČ ZADNÍ PRAVÝ

Ⓓ SCHILD, HINTERES, RECHTES

Ⓕ CIBLE ARRIÈRE DROITE

ⒼB RIGHT REAR DISC

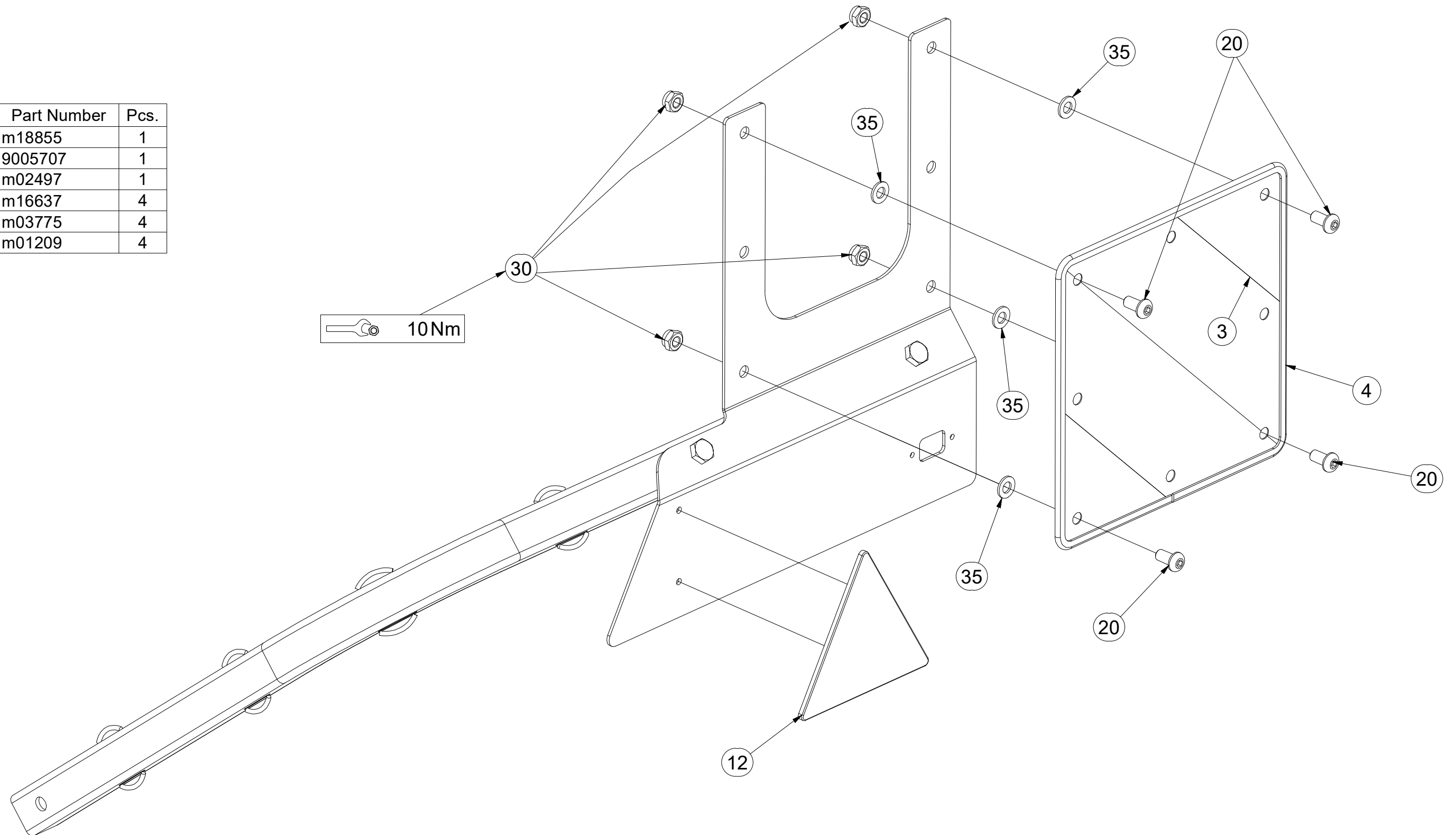
ⒶU ЩИТОК ЗАДНИЙ ПРАВЫЙ

ⒶL TARCZA TYLNA PRAWA

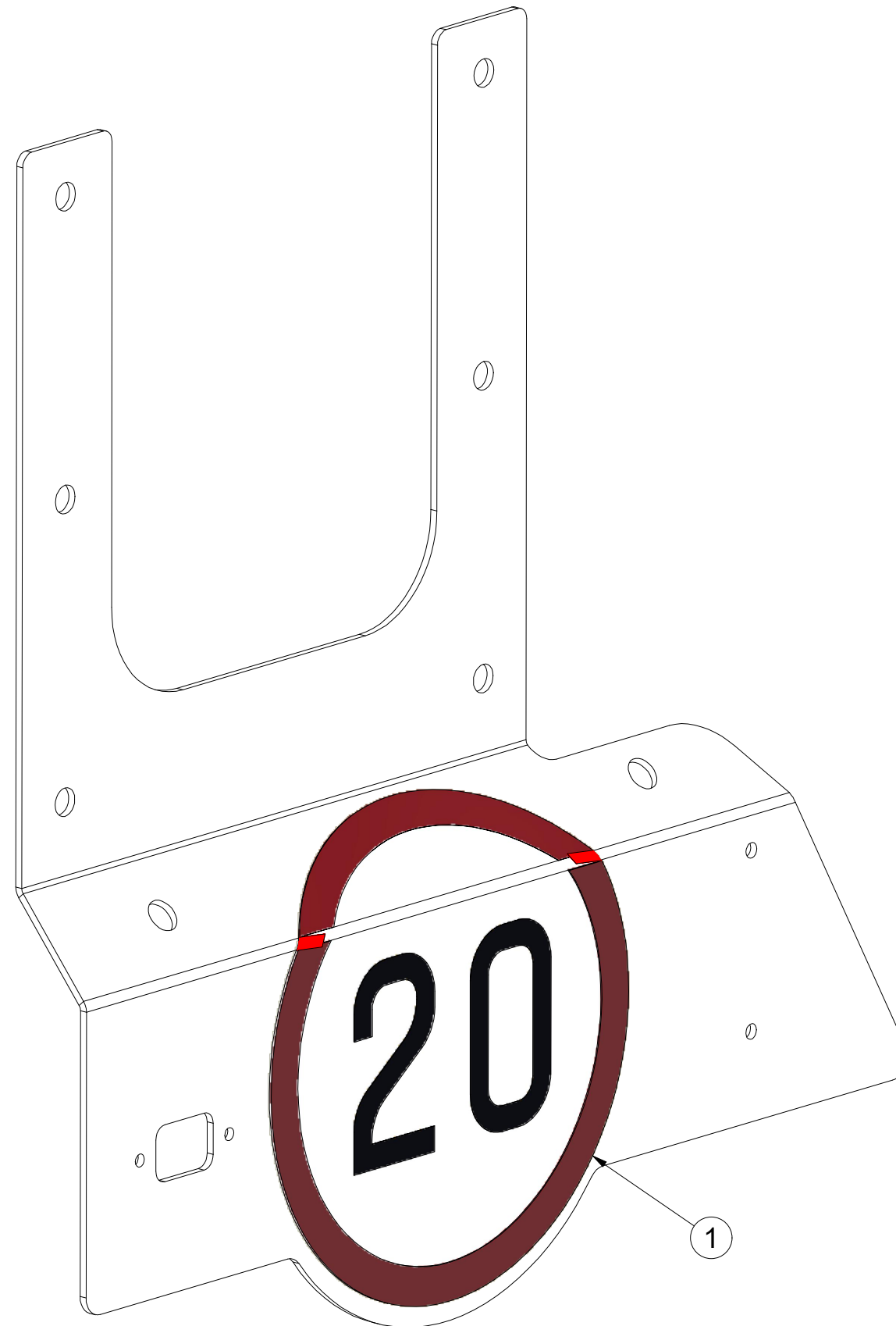


**VZ00023834**

Pos.	Part Number	Pcs.
3	m18855	1
4	9005707	1
12	m02497	1
20	m16637	4
30	m03775	4
35	m01209	4



**4026236**



Pos.	Part Number	Pcs.
1	m04406	1

Ⓒ SVĚTELNÁ SADA

Ⓓ LEUCHTENSATZ

Ⓕ KIT LUMINEUX

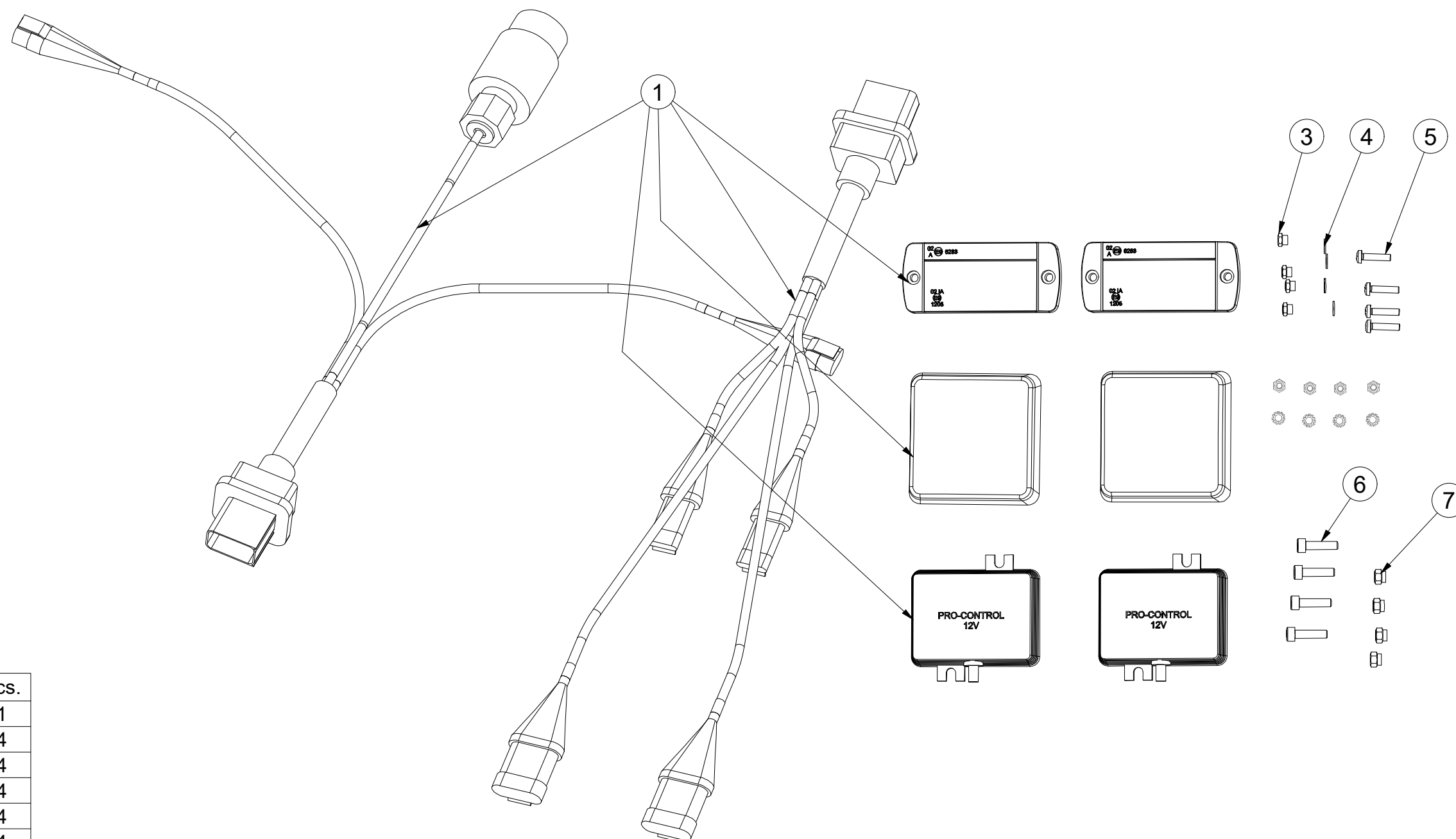
Ⓖ LIGHTING SET

Ⓡ ОСВЕТИТЕЛЬНЫЙ КОМПЛЕКТ

Ⓢ ZESTAW OŚWIETLENIA



**3012562**



Pos.	Part Number	Pcs.
1	m19089	1
3	m05562	4
4	m05597	4
5	m15790	4
6	m10591	4
7	m06236	4
10	m05566	50

Ⓒ SVĚTELNÁ SADA

Ⓓ LEUCHTENSATZ

Ⓕ KIT LUMINEUX

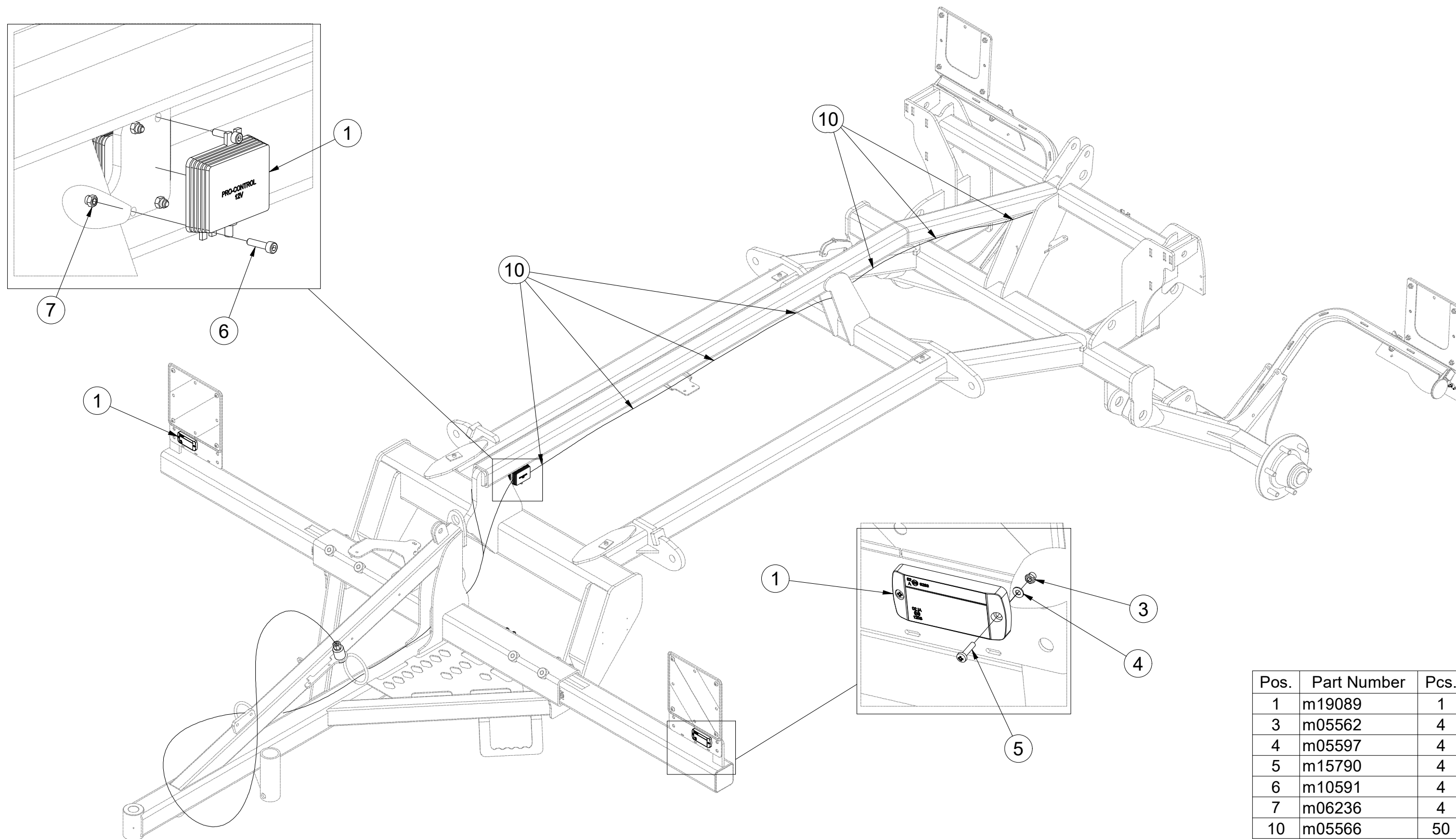
Ⓖ LIGHTING SET

Ⓡ ОСВЕТИТЕЛЬНЫЙ КОМПЛЕКТ

Ⓟ ZESTAW OŚWIETLENIA



3012562



Pos.	Part Number	Pcs.
1	m19089	1
3	m05562	4
4	m05597	4
5	m15790	4
6	m10591	4
7	m06236	4
10	m05566	50

Ⓒ SVĚTELNÁ SADA

Ⓓ LEUCHTENSATZ

Ⓕ KIT LUMINEUX

Ⓖ LIGHTING SET

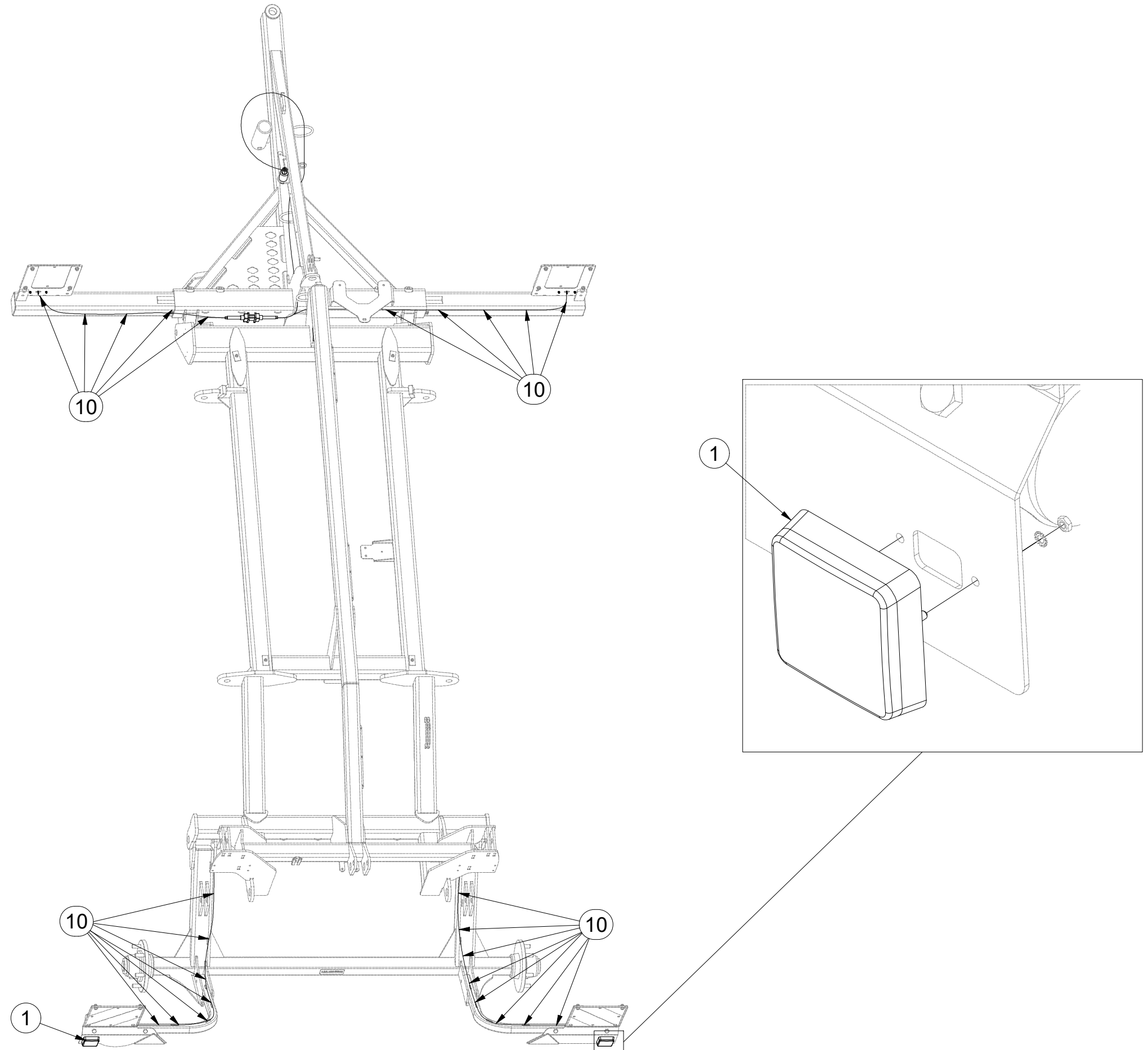
Ⓡ ОСВЕТИТЕЛЬНЫЙ КОМПЛЕКТ

Ⓟ ZESTAW OŚWIETLENIA

**Farmet**

**3012562**

Pos.	Part Number	Pcs.
1	m19089	1
3	m05562	4
10	m05566	50



Ⓒ SVĚTELNÁ SADA

Ⓓ LEUCHTENSATZ

Ⓕ KIT LUMINEUX

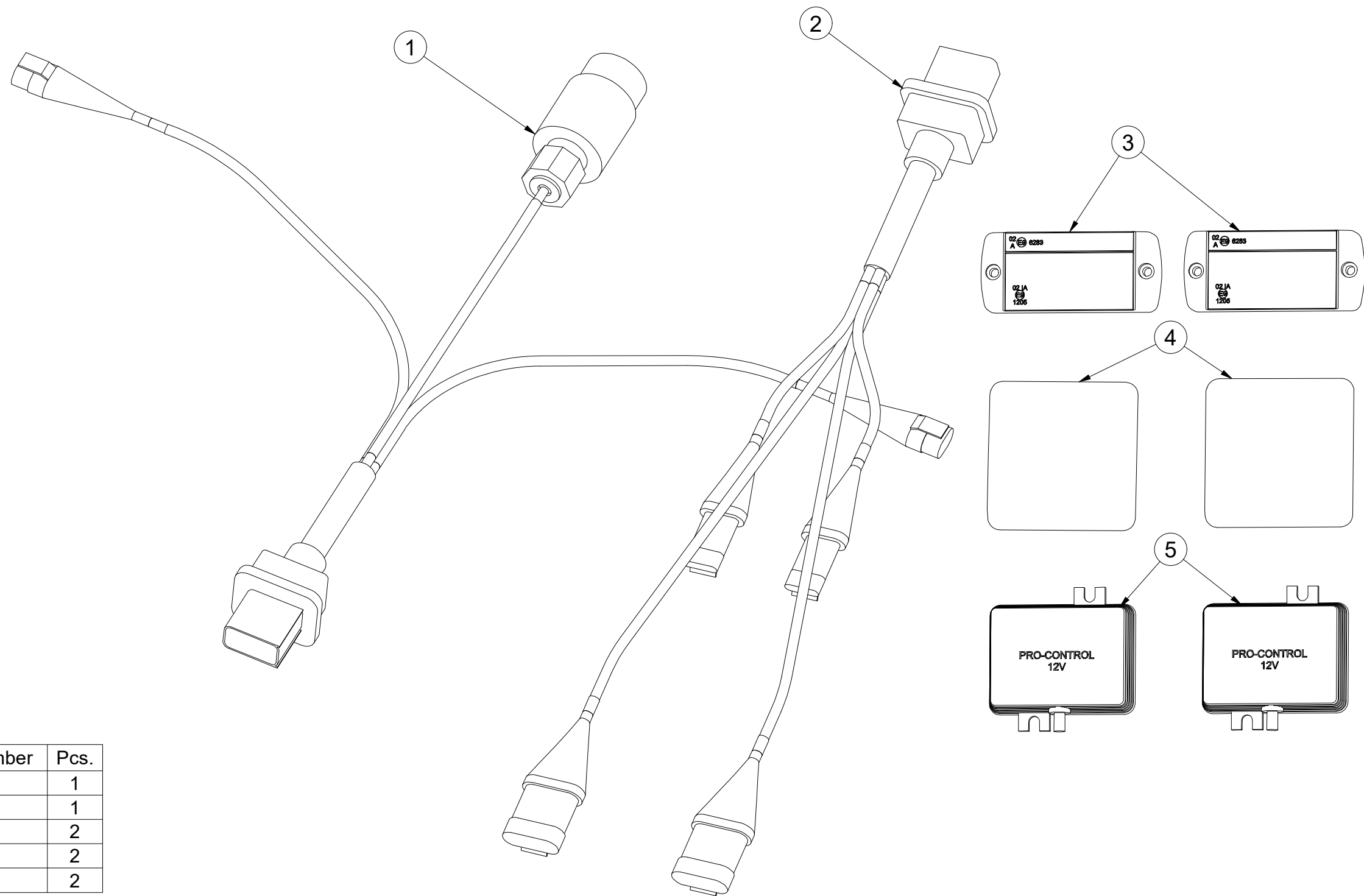
Ⓖ LIGHTING SET

Ⓡ ОСВЕТИТЕЛЬНЫЙ КОМПЛЕКТ

Ⓟ ZESTAW OŚWIETLENIA



**m19089**



Pos.	Part Number	Pcs.
1	m14779	1
2	m14778	1
3	m14776	2
4	m19044	2
5	m14777	2



ⒸZ SOUPRAVA TĚSNIVA PÍSTNIC

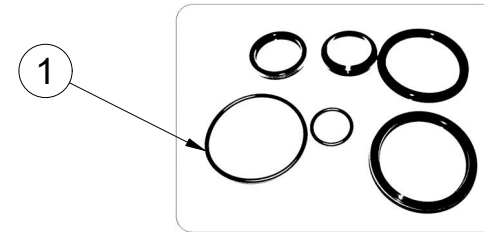
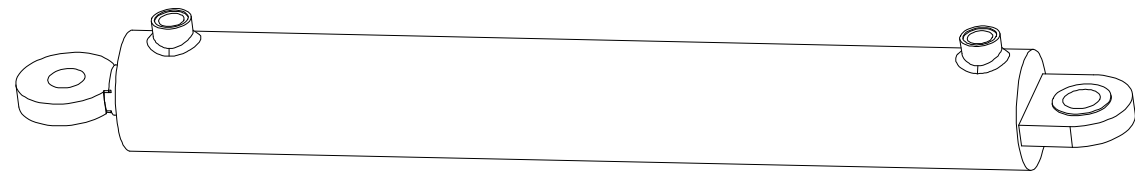
Ⓓ KOLBENSTANGENDICHTUNGSMITTELSATZ

Ⓕ SET DE GARNITURE DES TIGES DE PISTON

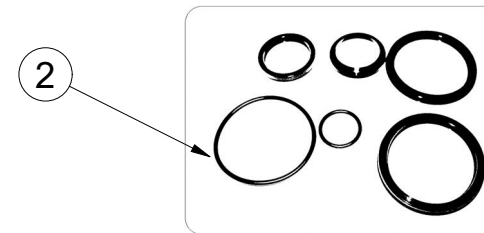
ⒼB SEALING SET FOR PISTON RODS

ⒺU КОМПЛЕКТ ПРОКЛАДОК ЦИЛИНДРОВ

ⒼL ZESTAW USZCZELEK TRZPIENIA TŁOKA



VZ00004545 - $\varnothing 80/\varnothing 40-630$		
Pos	Part number	Pcs
1	m20702	1



VZ00015266 - $\varnothing 63/\varnothing 32-250$		
Pos	Part number	Pcs
2	m22613	2

- Ⓒ UTAHOVACÍ MOMENTY ŠROUBŮ  
 Ⓓ ANZUGMOMENTE VON SCHRAUBEN  
 Ⓕ COUPLES DE SERRAGE DES VIS

- Ⓒ SCREW TIGHTENING TORQUE  
 Ⓓ МОМЕНТЫ ЗАЖАТИЯ БОЛТОВ  
 Ⓕ MOMENTY DOKRĘCANIA ŚRUB



P		5.8	8.8	10.9	12.9	Z	
D	R	Mu	Mu	Mu	Mu	DIN 7991	ISO 10642
mm	mm	Nm	Nm	Nm	Nm	Nm	Nm
M6	1	6	9	13	15	7,2	7,9
M8	1,25	14	22	32	38	17	19
M10	1,5	29	44	64	75	35	38
M12	1,75	49	76	111	130	58	65
M14	2	79	120	176	206	93	100
M16	2	123	188	276	323	144	158
M18	2,5	169	257	378	443	-	220
M20	2,5	239	365	536	628	-	310
M22	2,5	329	529	738	864	-	420
M24	3	413	629	924	1082	-	530
M27	3	613	934	1372	1606	-	-
M30	3,5	832	1267	1862	2179	-	-
M33	3,5	1130	1723	2530	2961	-	-
M36	4	1451	2210	3246	3799	-	-
M39	4	1885	2872	4217	4936	-	-
M42	4,5	2322	3538	5196	6080	-	-
M45	4,5	2909	4433	6511	7619	-	-
M48	5	3513	535	7862	9200	-	-
M52	5	4524	6895	10123	11849	-	-
M56	5,5	5636	8589	12614	14761	-	-

- Mu - Ⓒ UTAHOVACÍ MOMENT  
 Ⓓ ANZUGMOMENTE  
 Ⓕ COUPLE DE SERRAGE  
 Ⓒ TIGHTENING TORQUE  
 Ⓓ МОМЕНТ ЗАЖАТИЯ  
 Ⓕ MOMENT DOKRĘCANIA
- D - Ⓒ JMENOVITÝ PRŮMĚR  
 Ⓓ NENNDURCHMESSER  
 Ⓕ DIAMETRE NOMINAL  
 Ⓒ NOMINAL DIAMETER  
 Ⓓ НОМИНАЛЬНЫЙ ДИАМЕТР  
 Ⓕ ŚREDNICA NOMINALNA
- R - Ⓒ ROZTEČ ZÁVITU - STOUPÁNÍ  
 Ⓓ GEWINDESTEIGUNG  
 Ⓕ PAS DE FILET - PAS  
 Ⓒ SCREW PITCH – LEAD  
 Ⓓ ШАГ РЕЗЬБЫ  
 Ⓕ ROZSTAW GWINTU - SKOKI
- P - Ⓒ PEVNOST  
 Ⓓ FESTIGKEIT  
 Ⓕ RÉSISTANCE  
 Ⓒ STRENGTH  
 Ⓓ ПРОЧНОСТЬ  
 Ⓕ WYTRZYMA OŚĆ
- Z - Ⓒ ZÁPUSTNÉ ŠROUBY  
 Ⓓ SENKKOPFSCHRAUBEN  
 Ⓕ VIS A TETE FRAISEE  
 Ⓒ COUNTERSUNK SCREWS  
 Ⓓ БОЛТЫ С УТОПЛЕННОЙ ГОЛОВКОЙ  
 Ⓕ ŚRUBY Z ŁBEM STOŻKOWYM PŁASKIM

- Ⓒ Hodnoty momentů jsou poníženy o -10% oproti tabulkovým hodnotám. Šroubové spoje utahujte dle vyznačeného utahovacího momentu v dokumentaci. Pokud není utahovací moment v dokumentaci vyznačen, utahujte dle obecné tabulky. Pokud je v dokumentaci definován spoj šroubu a matice o různých pevnostech, vždy utahujte na moment komponenty nižší.
- Ⓓ Die Werte der Anzugsmomente sind um 10 % gegenüber den Tabellenwerten verringert. Ziehen Sie die Schraubverbindungen gemäß dem in der Dokumentation festgeschrieben Anzugsmoment an. Sofern das Anzugsmoment nicht in der Dokumentation aufgeführt ist, ziehen Sie sie gemäß der allgemeinen Tabelle an. Wenn in der Dokumentation eine Verbindung von Schraube und Mutter mit verschiedene Festigkeiten definiert ist, wird immer mit dem Moment des Bauteils mit der geringeren Festigkeit angezogen.
- Ⓕ Les valeurs des couples de serrage sont baissées de 10% par rapport aux valeurs de tableau. Serrez les raccords à vis selon le couple de serrage indiqué dans les documents. Si le couple de serrage n'est pas indiqué dans les documents, serrez selon le tableau général. Si les documents définissent un assemblage par boulon de diverses résistances, serrez toujours au moment de la composante avec résistance inférieure.
- Ⓒ The torque values are reduced by 10% compared to the table values. Tighten the screw joints according to the tightening torque stated in the documentation. If the tightening torque is not stated in the documentation, tighten according to the general table. If there is a joint with a screw and a nut at different strengths in the documentation, always tighten to the torque of the component with lower strength.
- Ⓓ Значения моментов затяжки уменьшены на 10% по сравнению с данными в таблице. Резьбовые соединения зажимайте с установленным в документации моментом зажатия. Если в документации не указан момент зажатия, то зажимайте по действующей в общем таблице. Если в документации установлено соединение из болта и гайки различной прочности, всегда зажимайте с моментом для компонента с меньшей прочностью.
- Ⓕ Wartości momentów dokręcania są obniżone o 10% w stosunku do wartości z tabeli. Połączenia śrubowe należy dokręcać zgodnie z momentem obrotowym w dokumentacji. Jeśli w dokumentacji nie ma podanego momentu obrotowego, należy dokręcać zgodnie z ogólną tabelą. Jeśli w dokumentacji zdefiniowane jest połączenie ze śrubą nakrętką różnych wytrzymałościach, zawsze należy dokręcać zachowując moment dokręcania komponentu z niższą wytrzymałością.

- Ⓒ UTAHOVACÍ MOMENTY ŠROUBŮ  
 Ⓓ ANZUGMOMENTE VON SCHRAUBEN  
 Ⓕ COUPLES DE SERRAGE DES VIS

- Ⓖ SCREW TIGHTENING TORQUE  
 Ⓡ MOMENTЫ ЗАЖАТИЯ БОЛТОВ  
 Ⓟ MOMENTY DOKRĘCANIA ŚRUB



- Ⓒ **OBECNÝ PŘEDPIS UTAHOVÁNÍ ZAJIŠTĚNÍ ČEPOVÝCH SPOJŮ:**  
 Ⓓ **ALLGEMEINE VORSCHRIFT FÜR DAS ANZIEHEN VON BOLZENVERBINDUNGEN:**  
 Ⓕ **CONSIGNE GENERALE POUR LE SERRAGE DES ARTICULATIONS CYLINDRIQUES:**  
 Ⓖ **GENERAL INSTRUCTION FOR TIGHTENING THE SECURING OF PIN JOINTS:**  
 Ⓡ **ОБЩЕЕ ОПИСАНИЕ ЗАЖАТИЯ ПРЕДОХРАНЕНИЯ СОЕДИНЕНИЙ ПАЛЬЦАМИ:**  
 Ⓟ **OGÓLNE ZASADY DOKRĘCANIA ZABEZPIECZENIA POŁĄCZEŃ CZOPEM:**



**X**

M8, M10, M12

M14

**M**

09-15Nm

15-25Nm

- X - Ⓒ ROZMĚR ŠROUBU  
 Ⓓ SCHRAUBENGRÖSSE  
 Ⓕ DIMENSIONS DE LA VIS

- Ⓖ BOLT DIMENSION  
 Ⓡ РАЗМЕР БОЛТА  
 Ⓟ ROZMIAR ŚRUBY

- M - Ⓒ ORIENTAČNÍ MOMENT  
 Ⓓ ANZUGSMOMENT  
 Ⓕ COUPLE D'ORIENTATION

- Ⓖ ORIENTATION TORQUE  
 Ⓡ ОРИЕНТАЦИОННЫЙ МОМЕНТ  
 Ⓟ ORIENTACYJNY MOMENT

- Ⓒ Tyto spoje není nutné ověřovat kontrolou momentovým klíčem = stačí vizuálně kontrolovat sešroubování.  
 Ⓓ Diese Verbindungen müssen nicht mit einem Drehmomentschlüssel überprüft werden = es genügt, die Verschraubung visuell zu kontrollieren.  
 Ⓕ Il n'est pas nécessaire de contrôler le serrage à l'aide d'une clé dynamométrique = un contrôle visuel de l'assemblage suffit.  
 Ⓖ These joints do not have to be verified by checking with a torque wrench = visual inspection of bolting is sufficient.  
 Ⓡ Эти соединения не нужно контролировать динамометрическим ключом = достаточно визуально проверять прикручивание.  
 Ⓟ Nie trzeba sprawdzać tych połączeń kluczem dynamometrycznym = wystarczy wizualnie skontrolować dokręcenie.