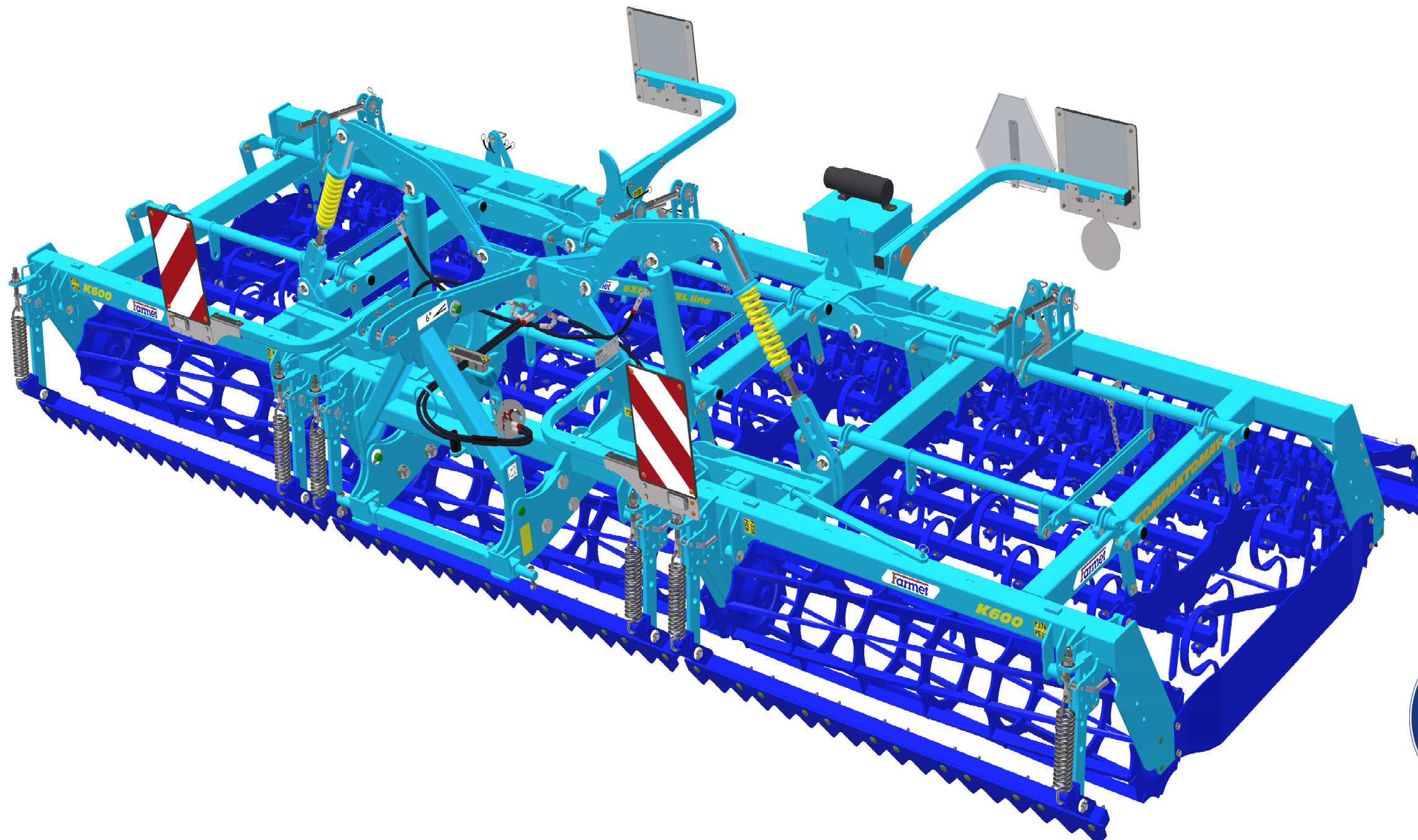


The effective technology and complex services

Farmet

ⒸZ KATALOG NÁHRADNÍCH DÍLŮ ⒸB CATALOGUE OF SPARE PARTS ⒸD ERSATZTEILLISTE
ⒸRU КАТАЛОГ ЗАПАСНЫХ ЧАСТЕЙ ⒸF CATALOGUE DES PIÈCES DE RECHANGE ⒸPL KATALOG CZĘŚCI ZAMIENNYCH

КОМПАКТОМАТ K600NS



ⒸZ Platnost pro vrcholové | výrobní číslo stroje ⒸB Validity for the top | serial number of the machine
ⒸD Gültigkeit für die Haupt- | Herstellungsnummer der Maschine ⒸRU Действительно для главного | заводского номера машины
ⒸF Validité du numéro de référence | de série de la machine ⒸPL Obowiązuje dla numeru głównego | seryjnego maszyny

9333860 | 2024/0285

Farmet a. s.
Jiřinková 276
552 03 Česká Skalice, CZ

phone: +420 491 450 111
GSM: +420 774 715 738

Id. No.: 46504931
Tax Id. No.: CZ46504931

web: www.farmet.eu
e-mail: dzt@farmet.cz

ⒸZ NAVIGACE STROJE

ⒸD NAVIGATION DER MASCHINE

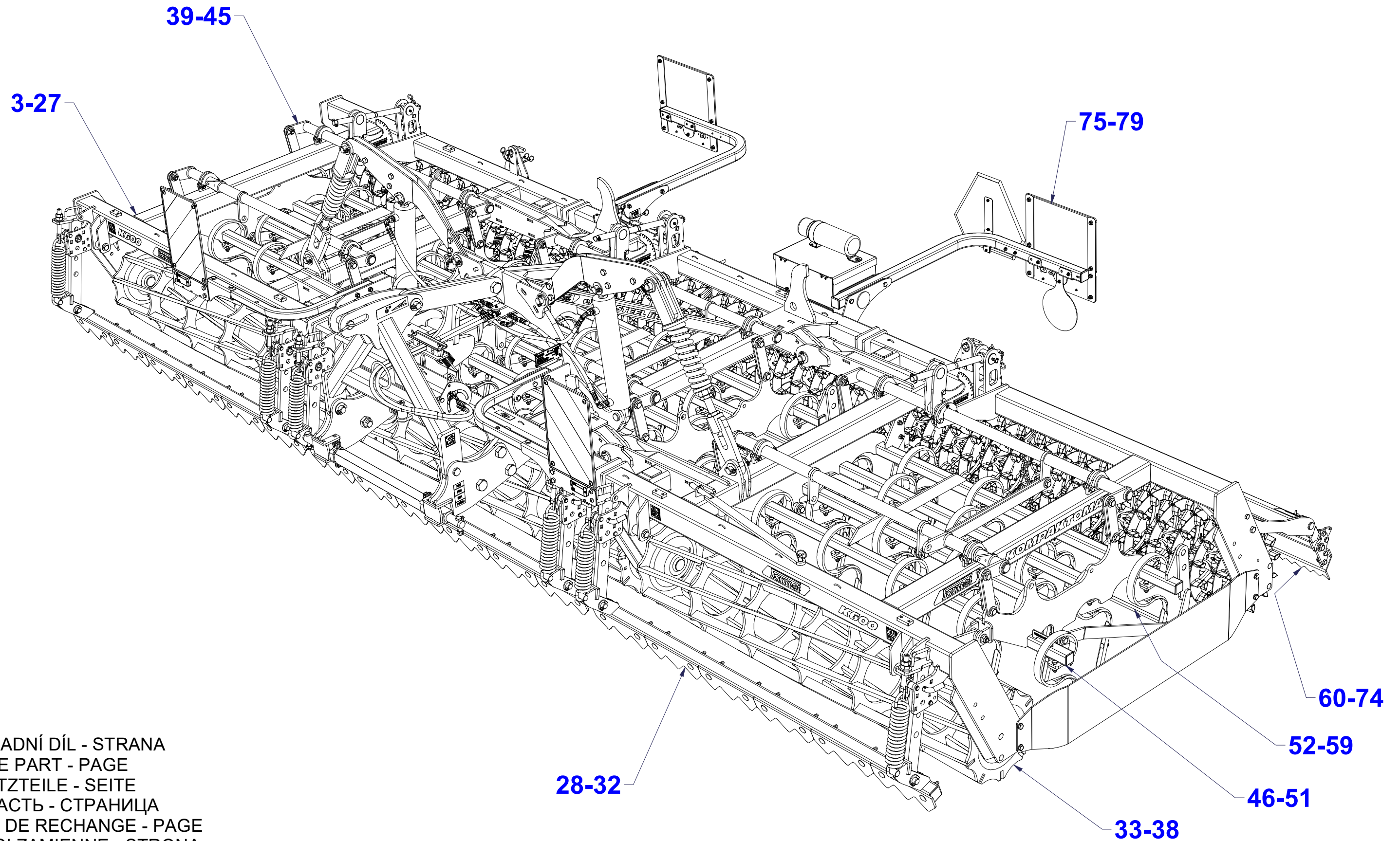
ⒸF NAVIGATION DE LA MACHINE

ⒸGB NAVIGATION OF THE MACHINE

ⒸRU НАВИГАЦИЯ МАШИНЫ

ⒸPL NAWIGACJA MASZYN

Farmet



ⒸZ NÁHRADNÍ DÍL - STRANA

ⒸGB SPARE PART - PAGE

ⒸD ERSATZTEILE - SEITE

ⒸRU ЗАПЧАСТЬ - СТРАНИЦА

ⒸF PIÈCE DE RECHANGE - PAGE

ⒸPL CZĘŚCI ZAMIENNE - STRONA

Ⓒ POLOTOVAR STROJE

Ⓓ MASCHINEN-HALBFABRIKAT

Ⓕ MACHINE - SEMI-PRODUIT

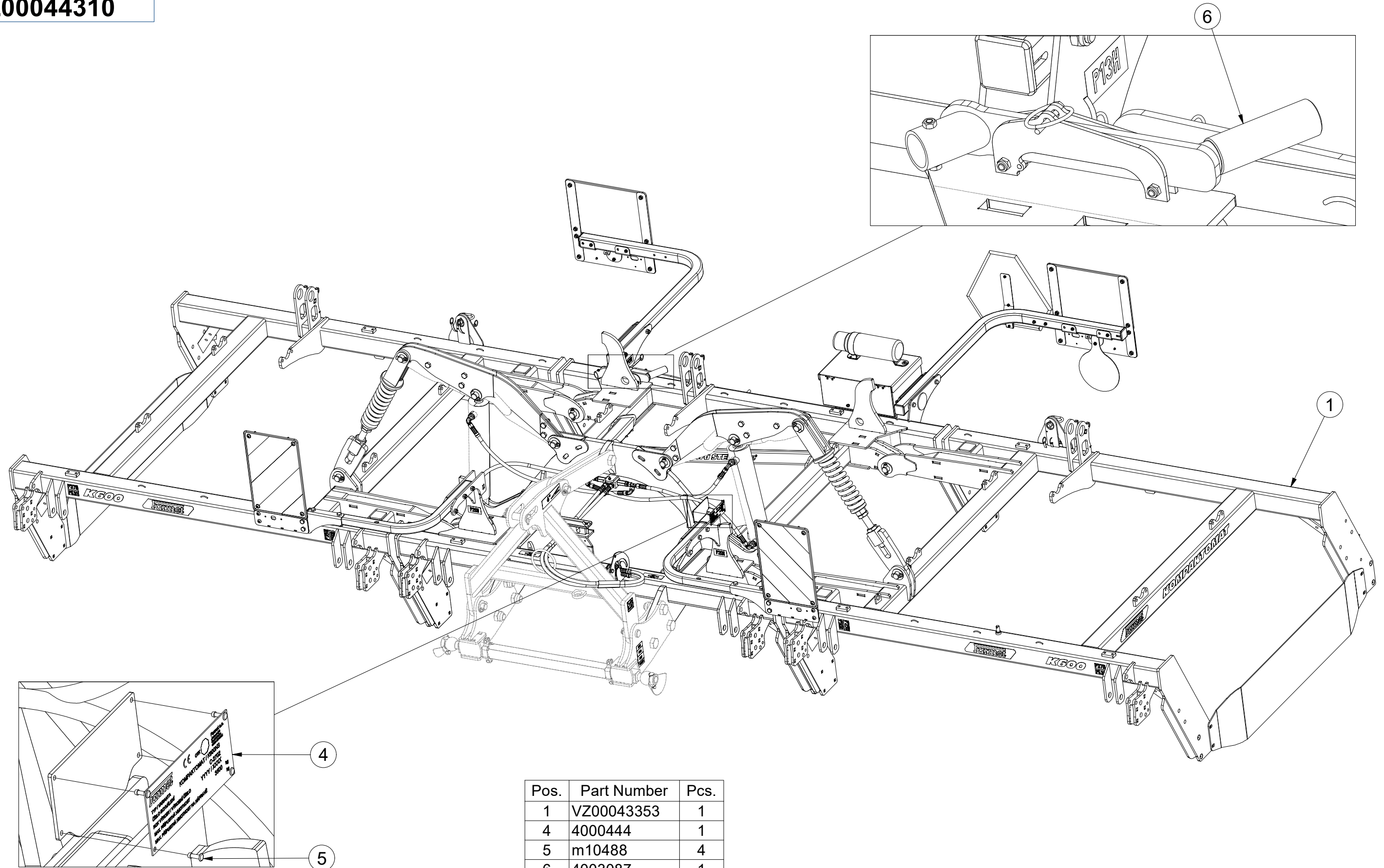
Ⓖ SEMIFINISHED MACHINE

Ⓡ ПОЛУФАБРИКАТ МАШИНЫ

Ⓟ PÓŁFABRYKAT MASZYNY



VZ00044310



Pos.	Part Number	Pcs.
1	VZ00043353	1
4	4000444	1
5	m10488	4
6	4003087	1

Ⓒ POLOTOVAR STROJE

Ⓓ MASCHINEN-HALBFABRIKAT

Ⓕ MACHINE - SEMI-PRODUIT

Ⓖ SEMIFINISHED MACHINE

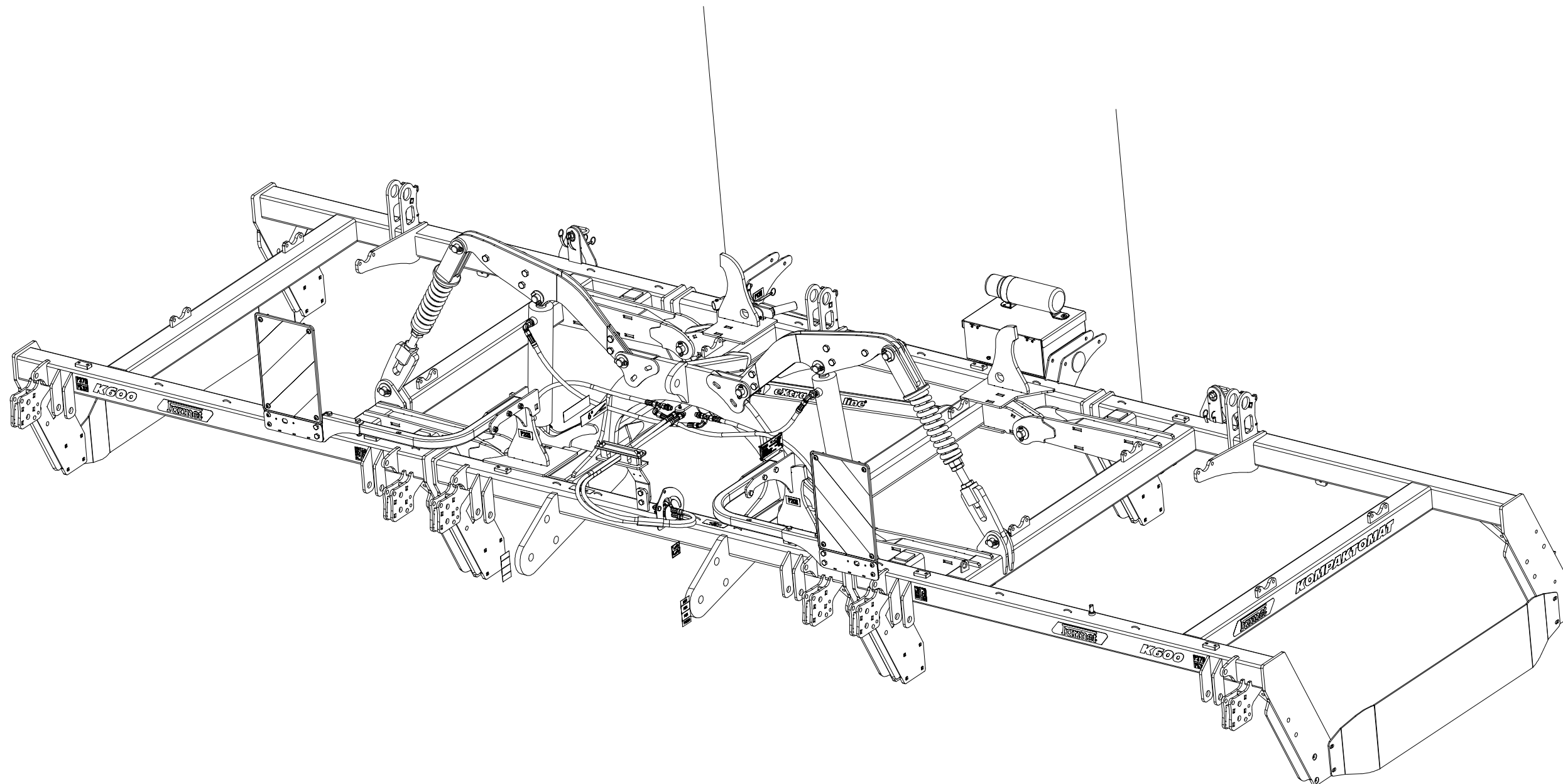
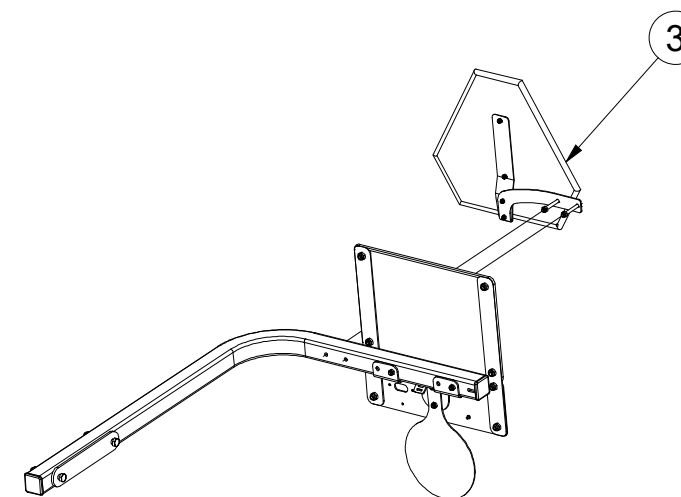
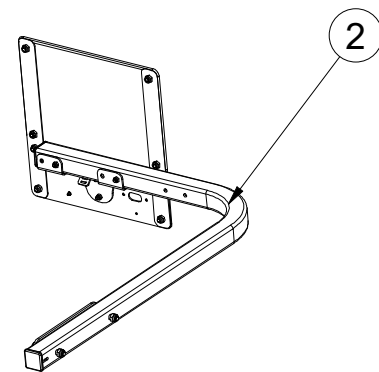
Ⓡ ПОЛУФАБРИКАТ МАШИНЫ

Ⓟ РОЉФАБРИКАТ МАСЗЫНЫ



VZ00044310

Pos.	Part Number	Pcs.
2	3007570	1
3	4014496	1



Ⓒ NASAZOVACÍ KLIKA

Ⓓ MONTAGEGRIF

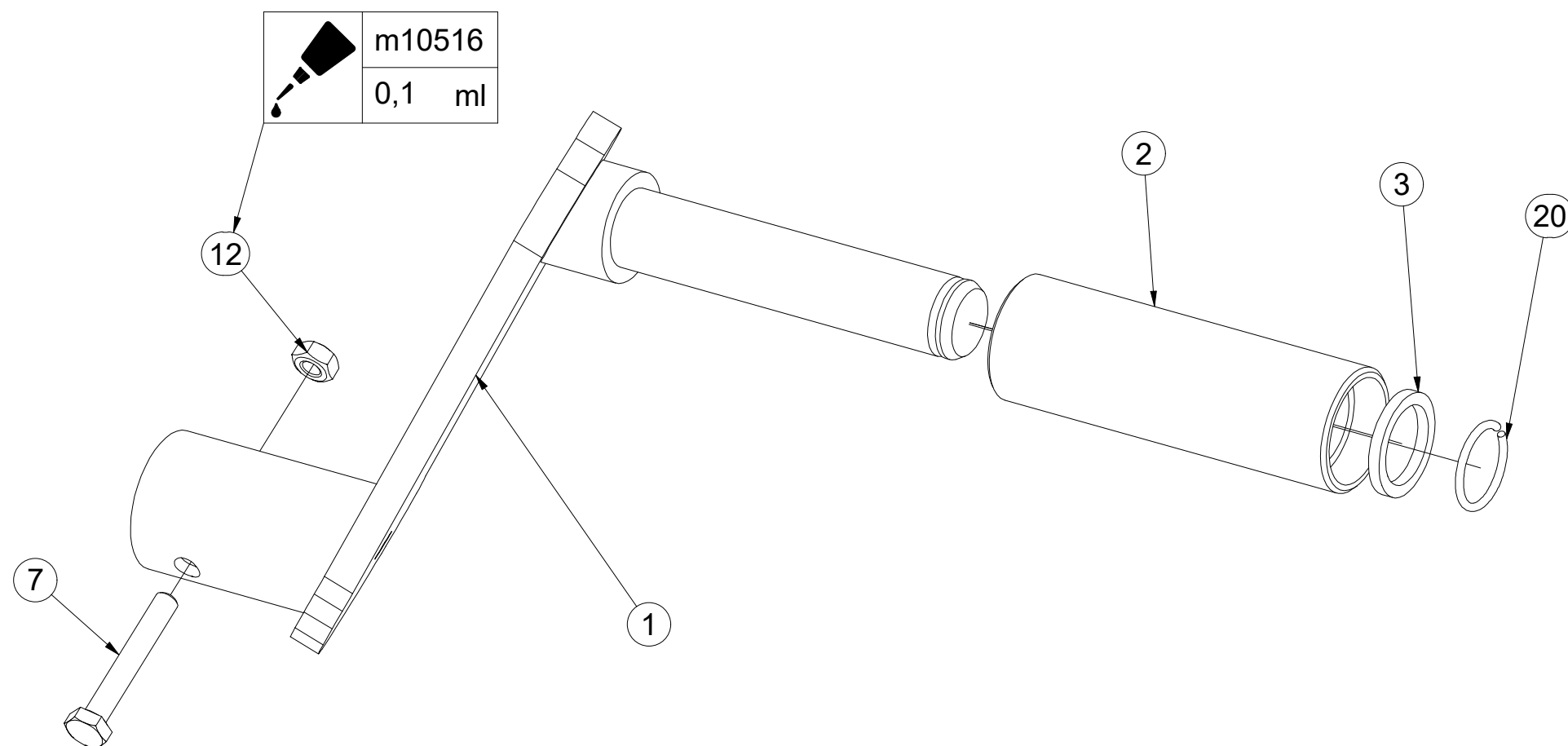
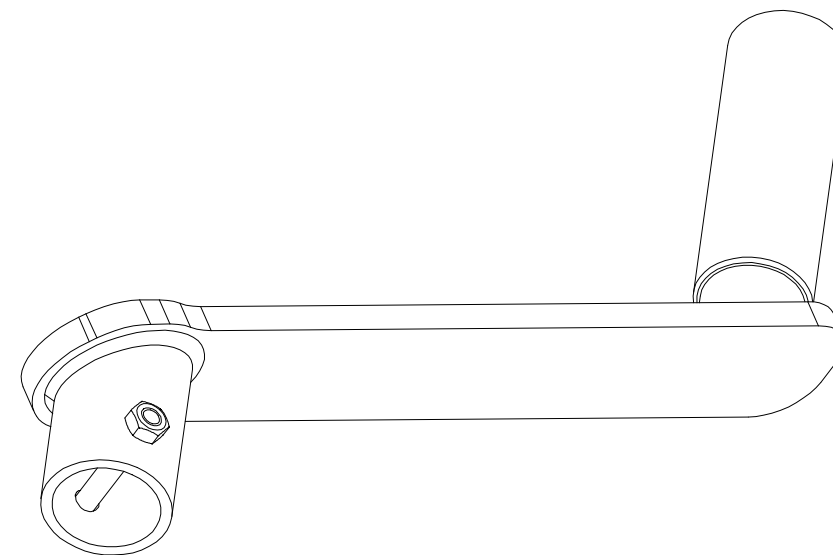
Ⓕ POIGNÉE DE MONTAGE

4003087

Ⓖ MOUNTING HANDLE

Ⓡ МОНТАЖНАЯ РУЧКА

Ⓢ UCHWYT MONTAŻOWY



Pos.	Part Number	Pcs.
1	4003092	1
2	4001533	1
3	4004828	1
7	m04641	1
12	m01295	1
20	m06561	1
25	m10516	0,1

Ⓒ POLOTOVAR STROJE

Ⓓ MASCHINEN-HALBFABRIKAT

Ⓕ MACHINE - SEMI-PRODUIT

Ⓖ SEMIFINISHED MACHINE

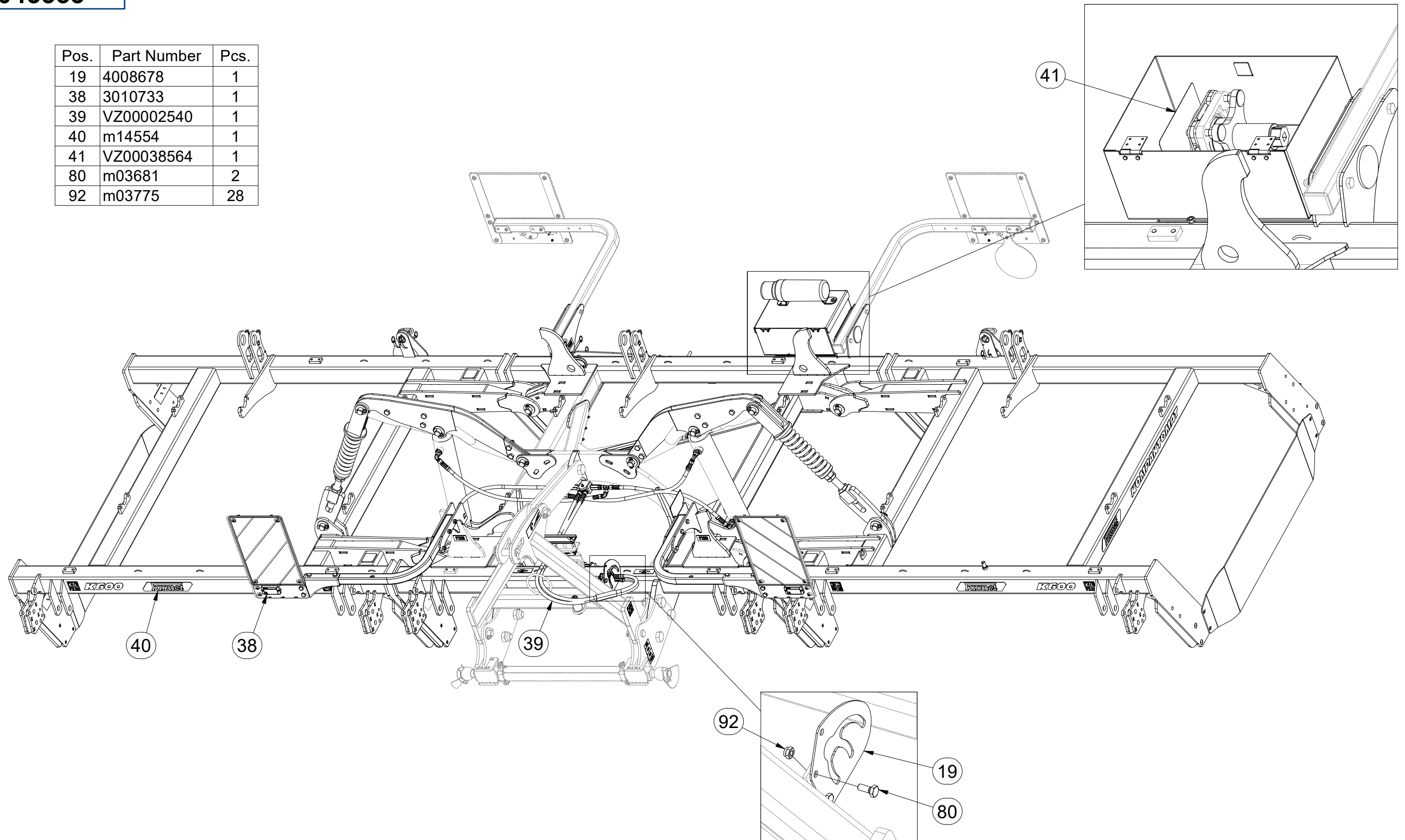
Ⓡ ПОЛУФАБРИКАТ МАШИНЫ

Ⓟ PÓŁFABRYKAT MASZYN



VZ00043353

Pos.	Part Number	Pcs.
19	4008678	1
38	3010733	1
39	VZ00002540	1
40	m14554	1
41	VZ00038564	1
80	m03681	2
92	m03775	28



Ⓒ POLOTOVAR STROJE

Ⓓ MASCHINEN-HALBFABRIKAT

Ⓕ MACHINE - SEMI-PRODUIT

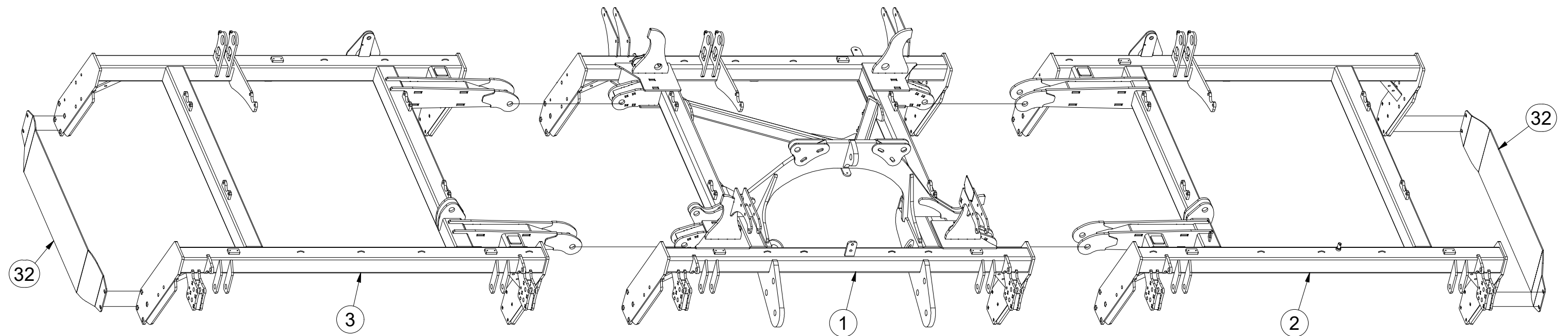
Ⓖ SEMIFINISHED MACHINE

Ⓡ ПОЛУФАБРИКАТ МАШИНЫ

Ⓟ PÓŁFABRYKAT MASZYN



VZ00043353



Pos.	Part Number	Pcs.
1	VZ00038989	1
2	VZ00039082	1
3	VZ00039083	1
32	4016427	2

Ⓒ POLOTOVAR STROJE

Ⓓ MASCHINEN-HALBFABRIKAT

Ⓕ MACHINE - SEMI-PRODUIT

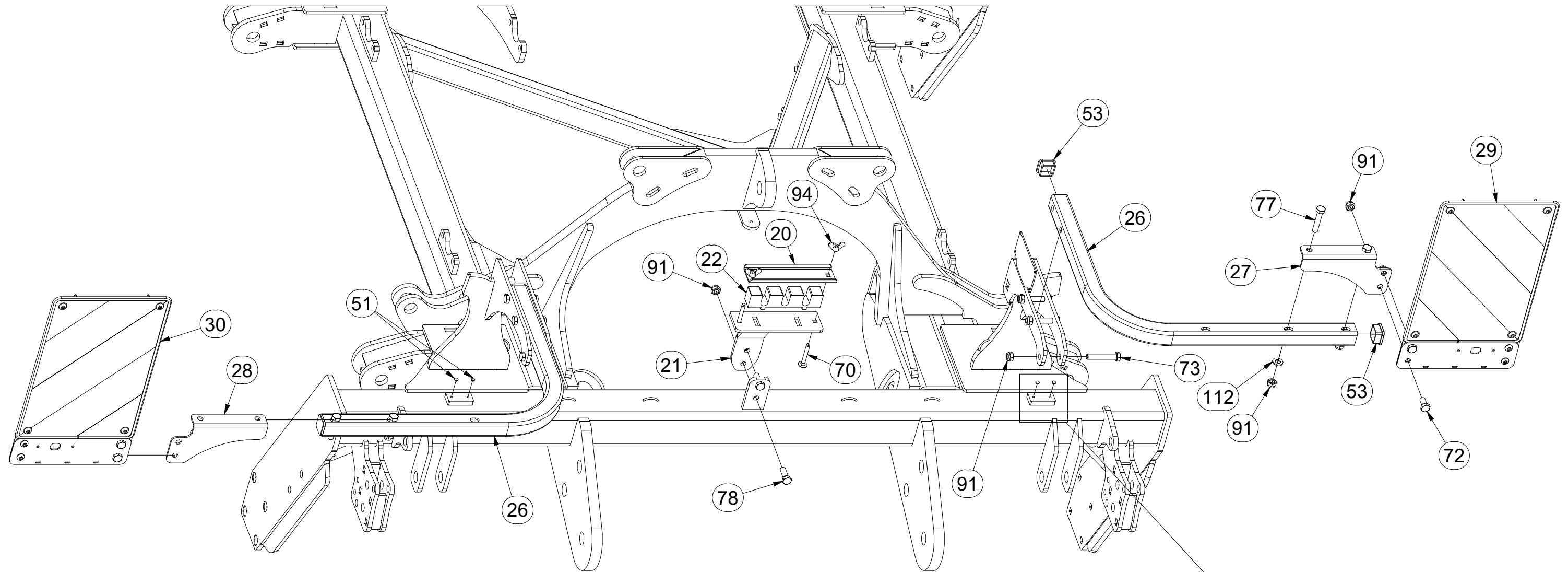
Ⓖ SEMIFINISHED MACHINE

Ⓡ ПОЛУФАБРИКАТ МАШИНЫ

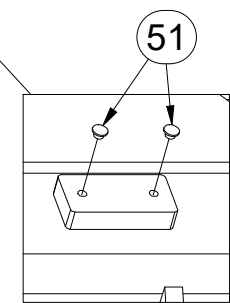
Ⓟ PÓŁFABRYKAT MASZYN



VZ00043353



Pos.	Part Number	Pcs.	Pos.	Part Number	Pcs.
20	4004109	1	53	m12689	4
21	4015932	1	70	m09247	2
22	4015933	1	72	m08549	4
26	9004762	2	73	m14266	6
27	4019526	1	77	m01131	4
28	4019527	1	78	m04343	2
29	4019075	1	91	m04301	16
30	4019076	1	94	m01316	2
51	m11099	20	112	m01214	4



Ⓒ POLOTOVAR STROJE

Ⓓ MASCHINEN-HALBFABRIKAT

Ⓕ MACHINE - SEMI-PRODUIT

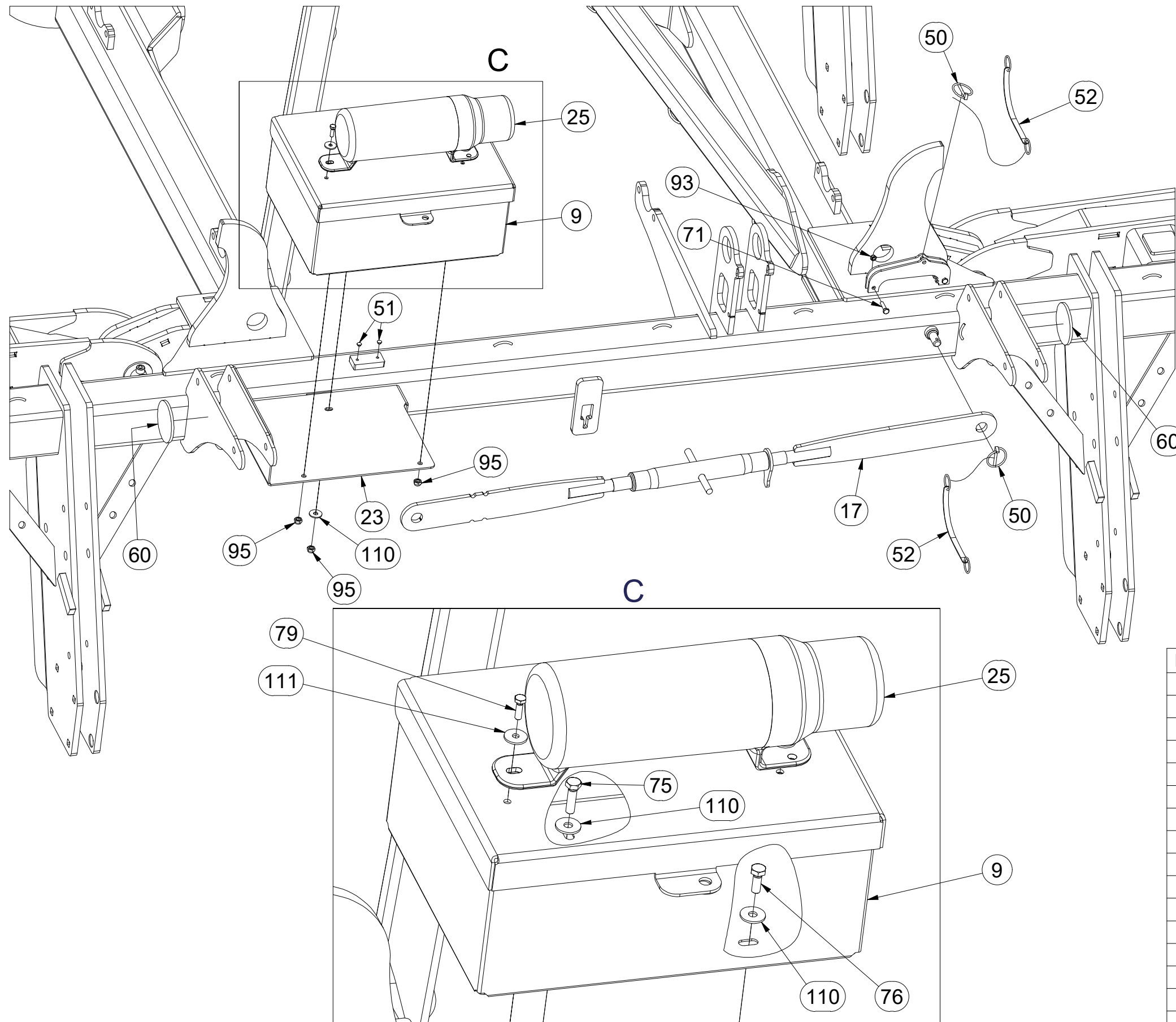
Ⓒ SEMIFINISHED MACHINE

Ⓓ ПОЛУФАБРИКАТ МАШИНЫ

Ⓕ PÓLFABRYKAT MASZYNY



VZ00043353



Pos.	Part Number	Pcs.
9	4024301	1
17	4003966	1
23	VZ00020237	1
25	m15900	1
50	m10454	4
51	m11099	20
52	m12467	6
60	m02579	2
71	m01075	2
75	m04791	1
76	m01090	2
79	m01074	2
93	m05560	4
95	m04503	4
110	m07936	4
111	m16612	2

☉ POLOTOVAR STROJE

Ⓧ MASCHINEN-HALBFABRIKAT

Ⓣ MACHINE - SEMI-PRODUIT

Ⓢ SEMIFINISHED MACHINE

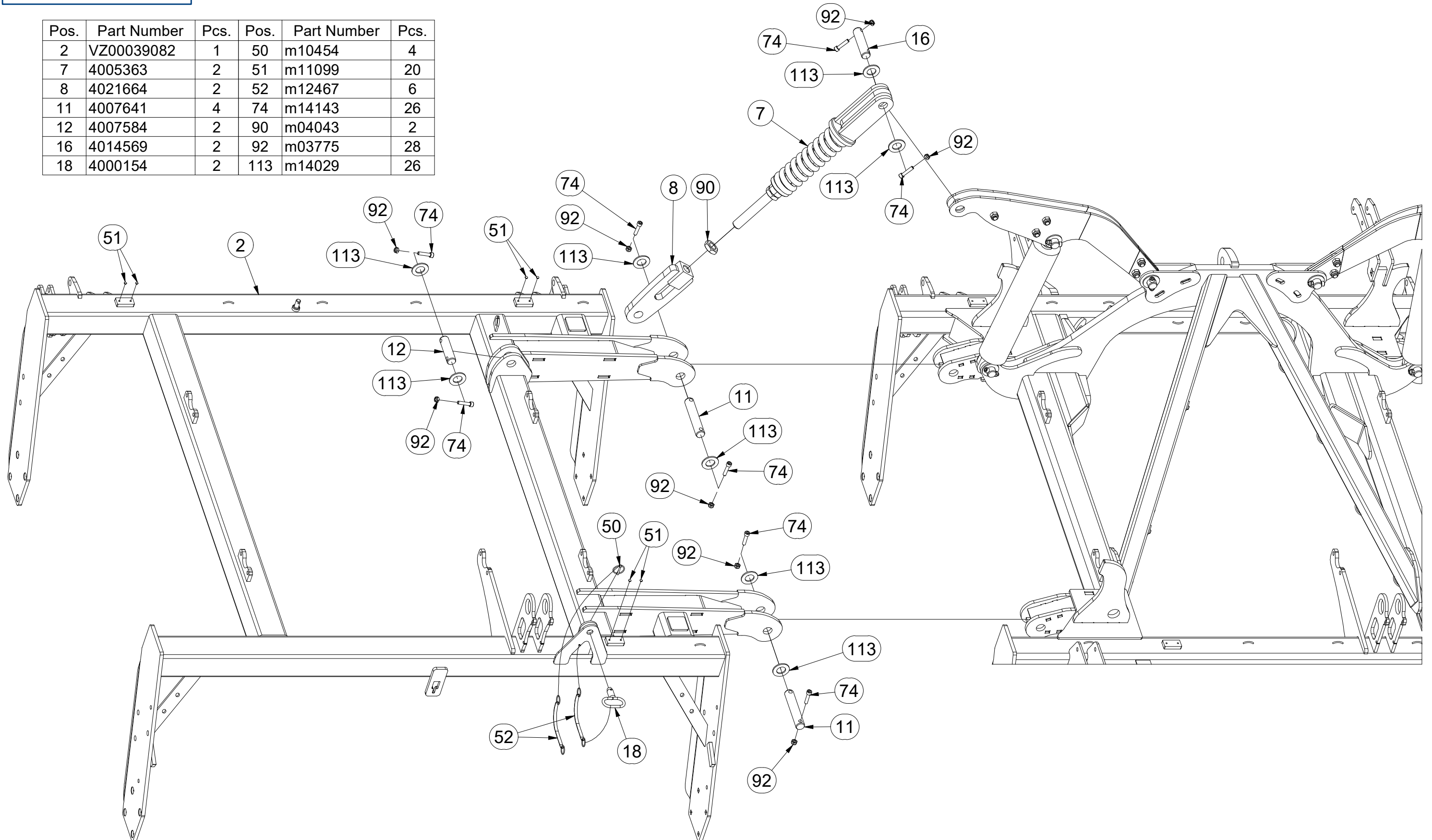
Ⓡ ПОЛУФАБРИКАТ МАШИНЫ

Ⓟ PÓLFABRYKAT MASZYNY



VZ00043353

Pos.	Part Number	Pcs.	Pos.	Part Number	Pcs.
2	VZ00039082	1	50	m10454	4
7	4005363	2	51	m11099	20
8	4021664	2	52	m12467	6
11	4007641	4	74	m14143	26
12	4007584	2	90	m04043	2
16	4014569	2	92	m03775	28
18	4000154	2	113	m14029	26



☉ POLOTOVAR STROJE

☐ MASCHINEN-HALBFABRIKAT

☐ MACHINE - SEMI-PRODUIT

☉ SEMIFINISHED MACHINE

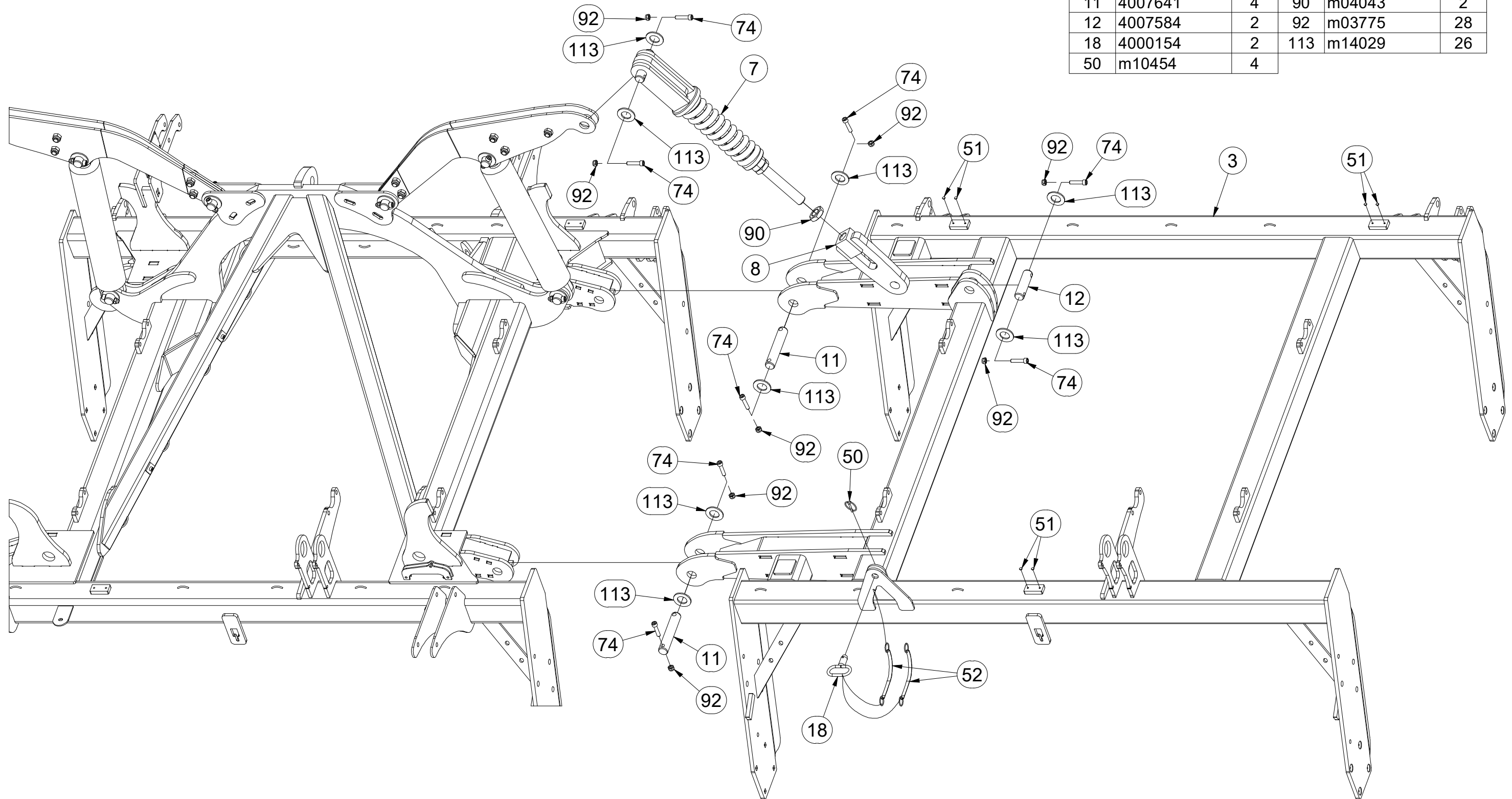
☐ ПОЛУФАБРИКАТ МАШИНЫ

☐ PÓŁFABRYKAT MASZYNY



VZ00043353

Pos.	Part Number	Pcs.	Pos.	Part Number	Pcs.
3	VZ00039083	1	51	m11099	20
7	4005363	2	52	m12467	6
8	4021664	2	74	m14143	26
11	4007641	4	90	m04043	2
12	4007584	2	92	m03775	28
18	4000154	2	113	m14029	26
50	m10454	4			



Ⓒ POLOTOVAR STROJE

Ⓓ MASCHINEN-HALBFABRIKAT

Ⓕ MACHINE - SEMI-PRODUIT

Ⓖ SEMIFINISHED MACHINE

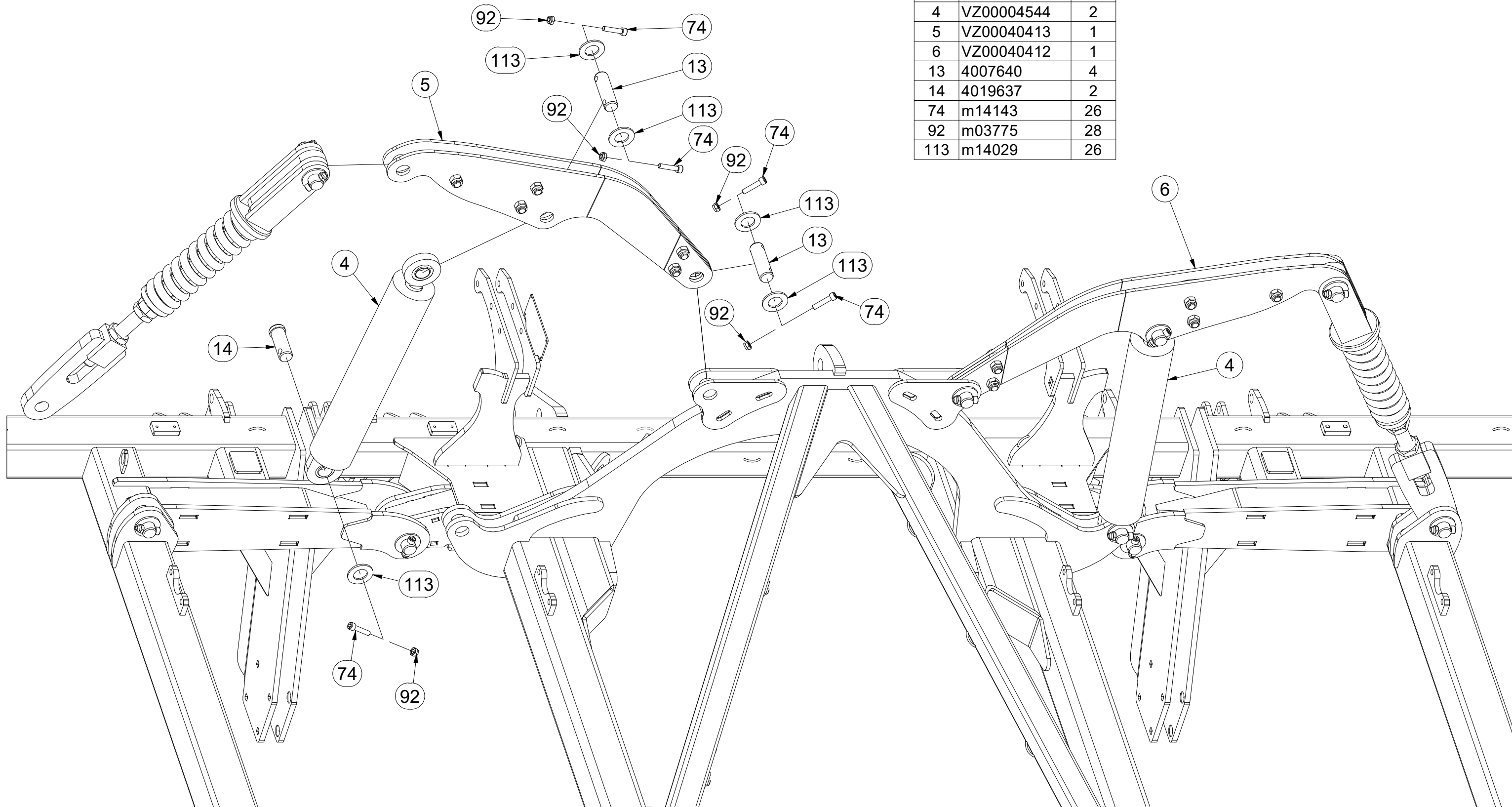
Ⓡ ПОЛУФАБРИКАТ МАШИНЫ

Ⓟ PÓŁFABRYKAT MASZYN



VZ00043353

Pos.	Part Number	Pcs.
4	VZ00004544	2
5	VZ00040413	1
6	VZ00040412	1
13	4007640	4
14	4019637	2
74	m14143	26
92	m03775	28
113	m14029	26



☉ SAMOLEPKY STROJE

☉ AUFKLEBER MASCHINEN

☉ VOITURE MACHINES

☉ STICKERS MACHINES

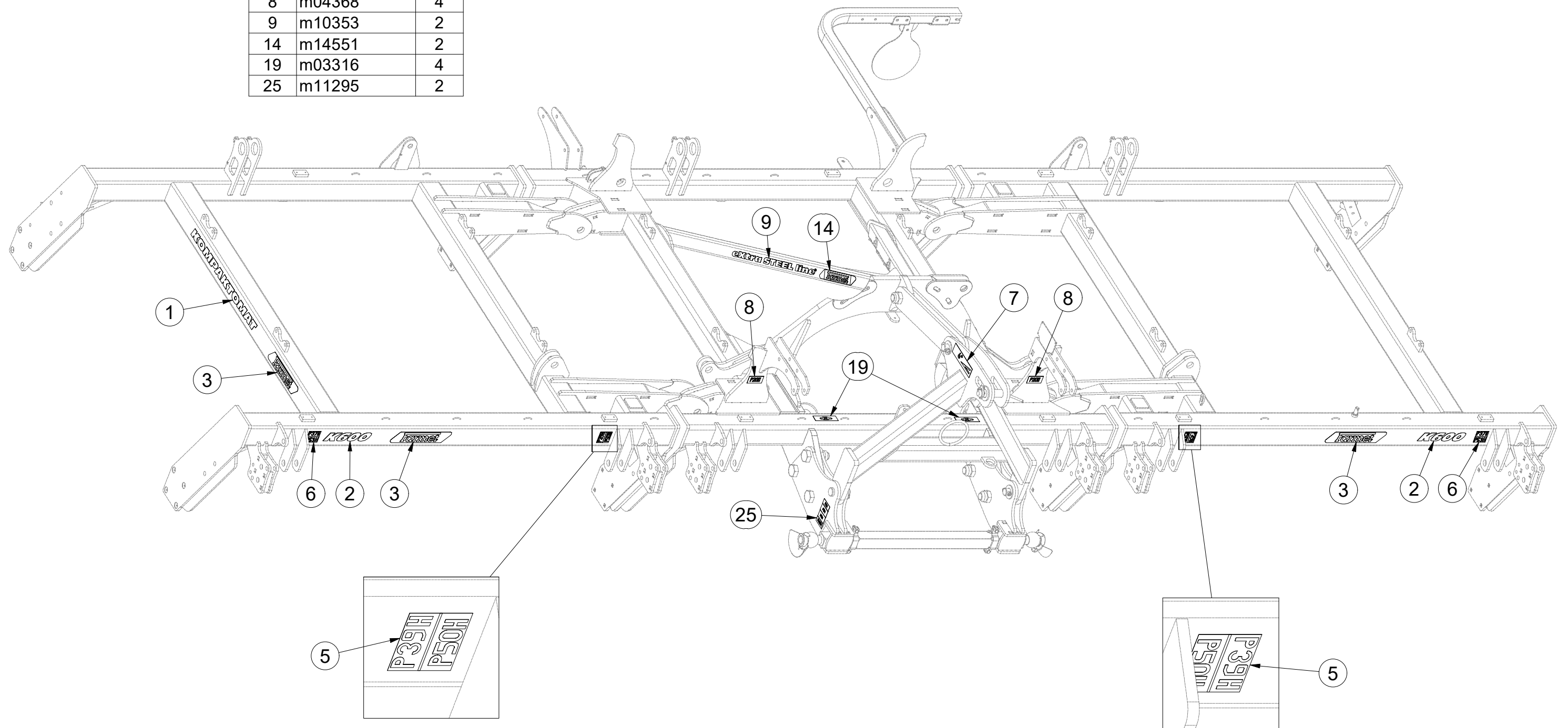
☉ СТИКЕРЫ МАШИНЫ

☉ NAKLEJKI MASZYNY



m14554

Pos.	Part Number	Pcs.
1	m07688	2
2	m07693	4
3	m13116	6
5	m11296	4
6	m11297	4
7	m03314	2
8	m04368	4
9	m10353	2
14	m14551	2
19	m03316	4
25	m11295	2



☉ SAMOLEPKY STROJE

Ⓧ AUFKLEBER MASCHINEN

Ⓧ VOITURE MACHINES

Ⓧ STICKERS MACHINES

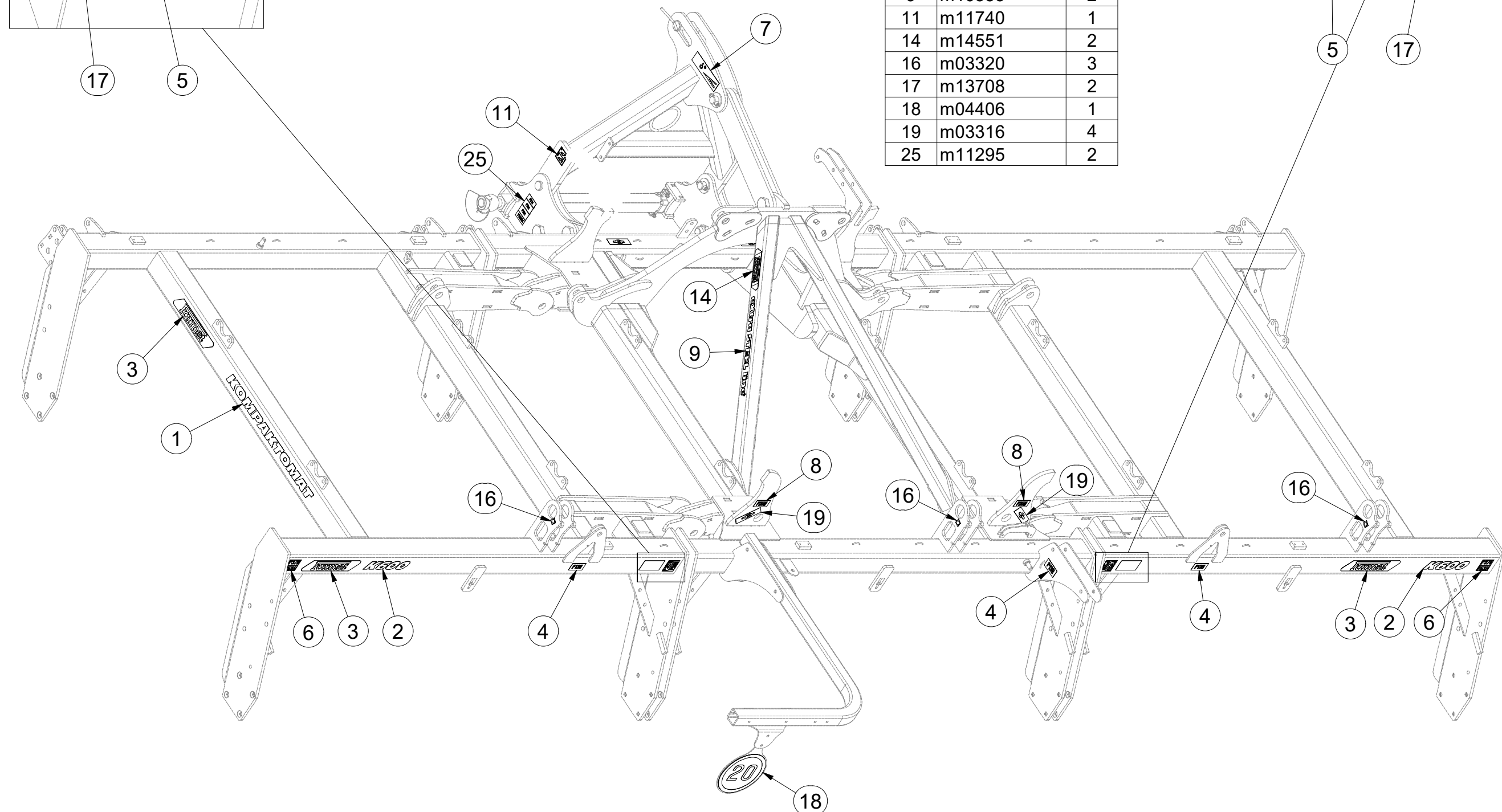
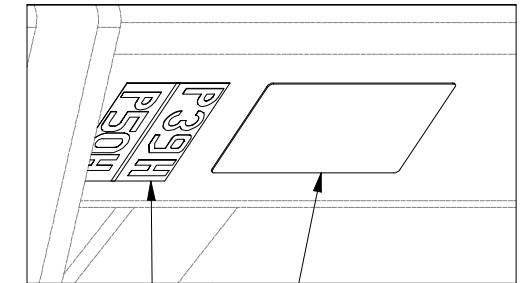
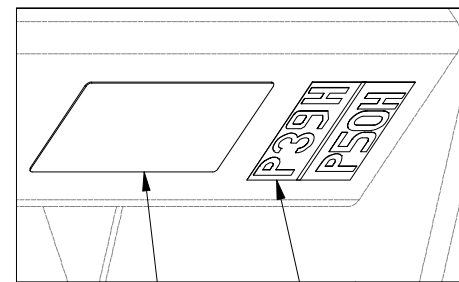
Ⓧ СТИКЕРЫ МАШИНЫ

Ⓧ NAKLEJKI MASZYNY



m14554

Pos.	Part Number	Pcs.
1	m07688	2
2	m07693	4
3	m13116	6
4	m04363	3
5	m11296	4
6	m11297	4
7	m03314	2
8	m04368	4
9	m10353	2
11	m11740	1
14	m14551	2
16	m03320	3
17	m13708	2
18	m04406	1
19	m03316	4
25	m11295	2

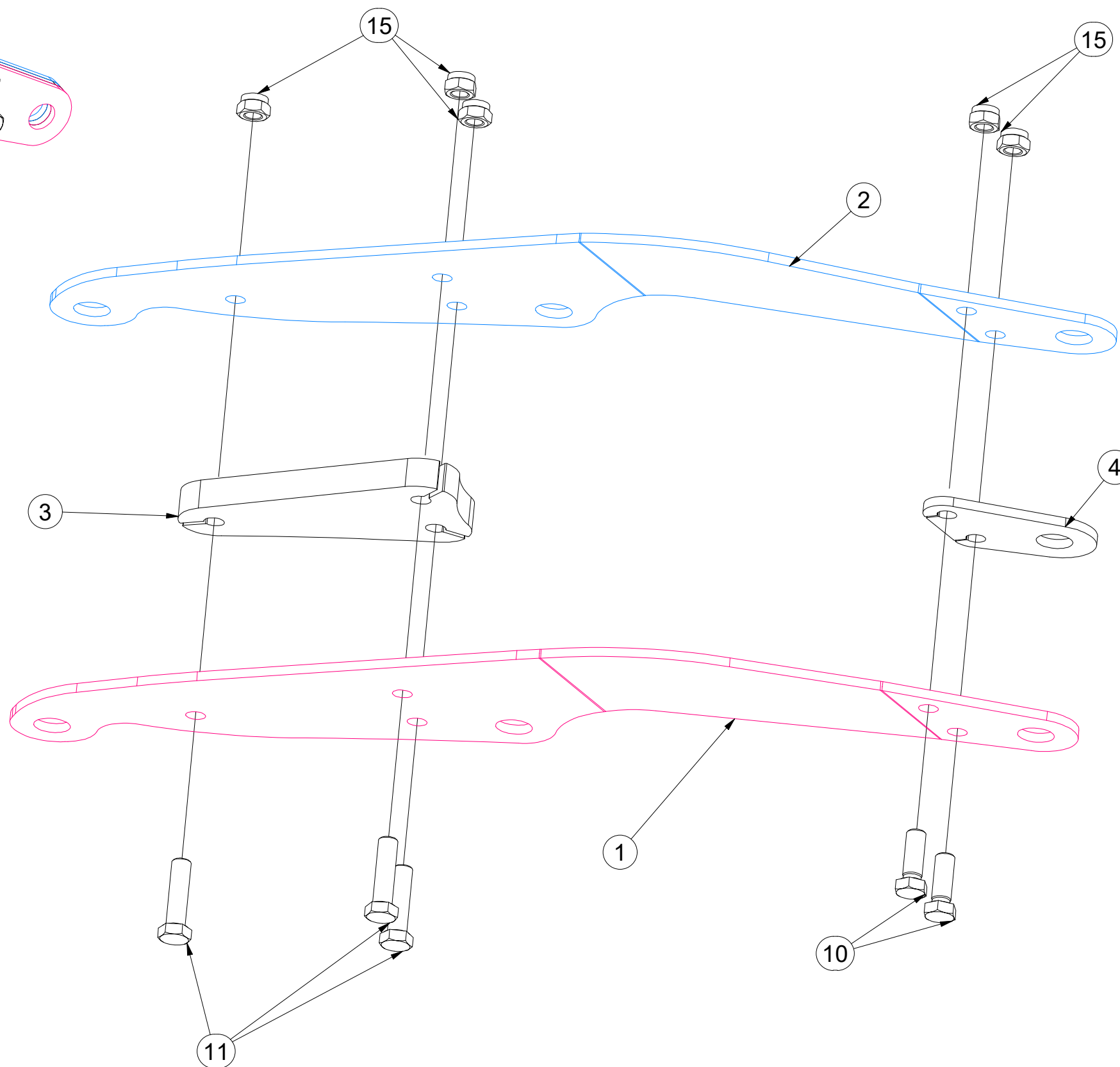
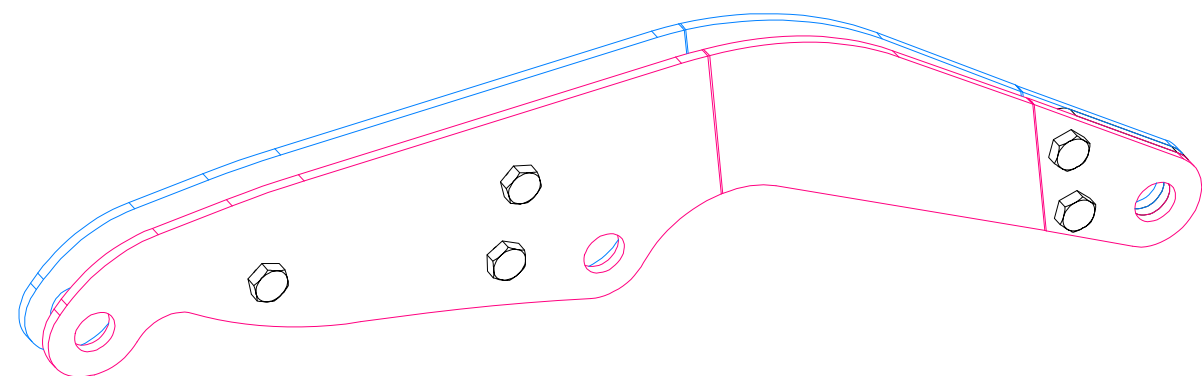


(CZ) RÁM
 (D) RAHMEN
 (F) CHASSIS

(GB) FRAME
 (RU) ПАМА
 (PL) RAMA



VZ00040412



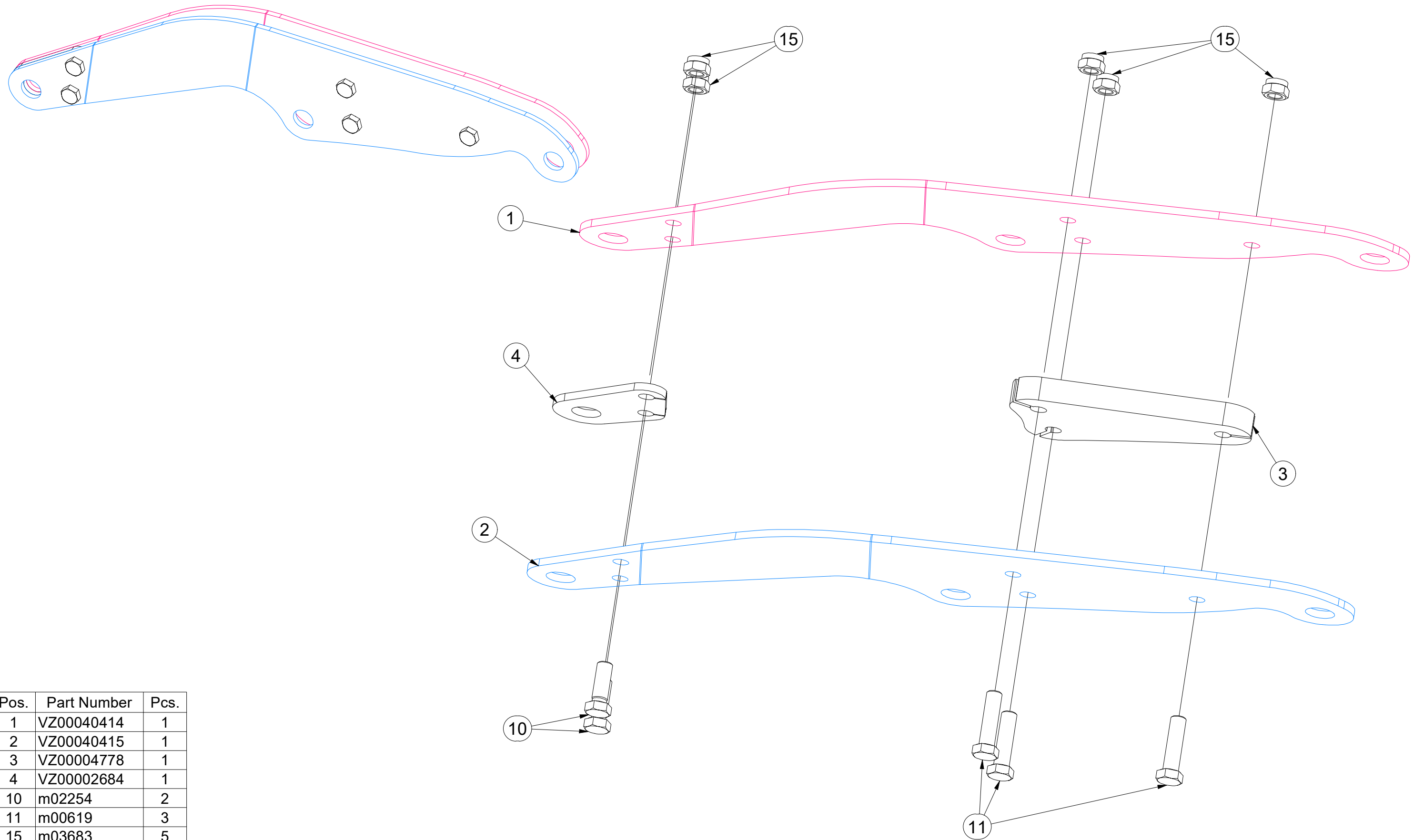
Pos.	Part Number	Pcs.
1	VZ00040414	1
2	VZ00040415	1
3	VZ00004778	1
4	VZ00002684	1
10	m02254	2
11	m00619	3
15	m03683	5

(CZ) RÁM
 (D) RAHMEN
 (F) CHASSIS

(GB) FRAME
 (RU) ПАМА
 (PL) RAMA



VZ00040413



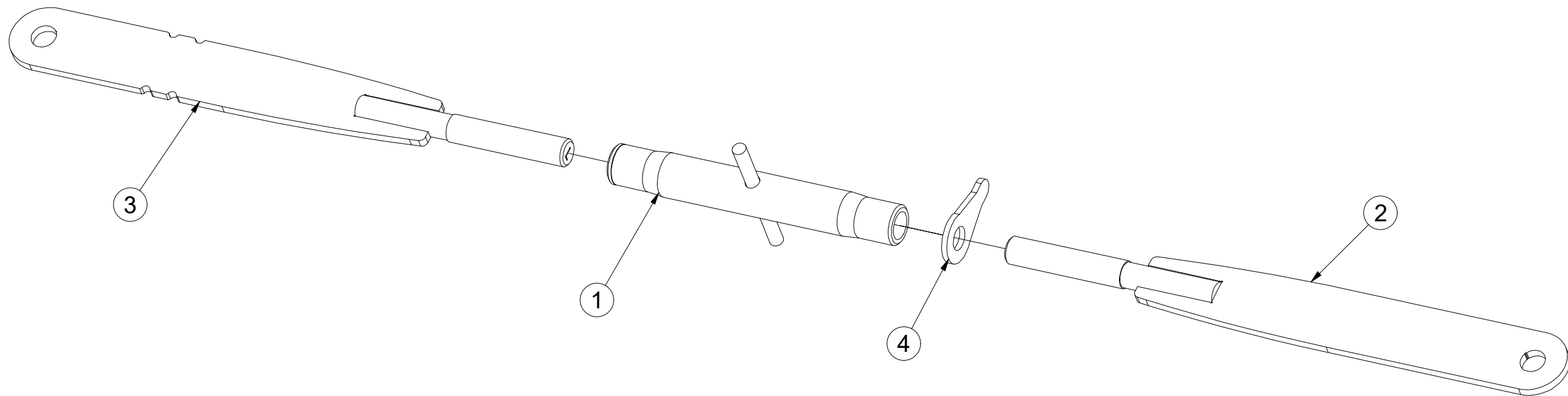
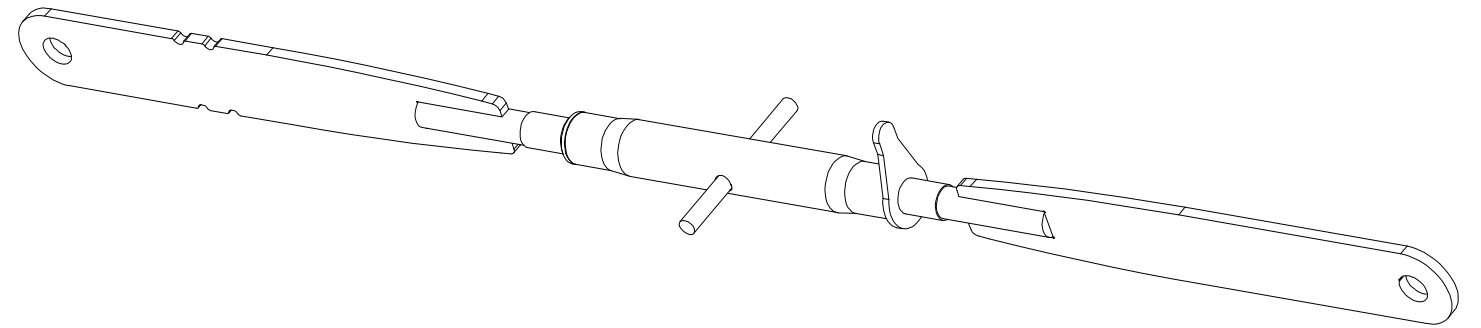
Pos.	Part Number	Pcs.
1	VZ00040414	1
2	VZ00040415	1
3	VZ00004778	1
4	VZ00002684	1
10	m02254	2
11	m00619	3
15	m03683	5

Ⓒ SPOJOVACÍ TÁHLO
Ⓓ VERBINDUNGSSTANGE
Ⓕ TIGE DE RACCORDEMENT

4003966

Ⓖ CONNECTING ROD
Ⓡ СОЕДИНИТЕЛЬНАЯ ТЯГА
Ⓟ KORBOWÓD

Farmet



Pos.	Part Number	Pcs.
1	m08880	1
2	4023421	1
3	4023423	1
4	m08881	1

ⒸZ TÁHLO SKLÁPĚNÍ

Ⓓ ZUGSTANGE ZUR KIPPUNG

Ⓕ TIGES DE L'ESSIEU

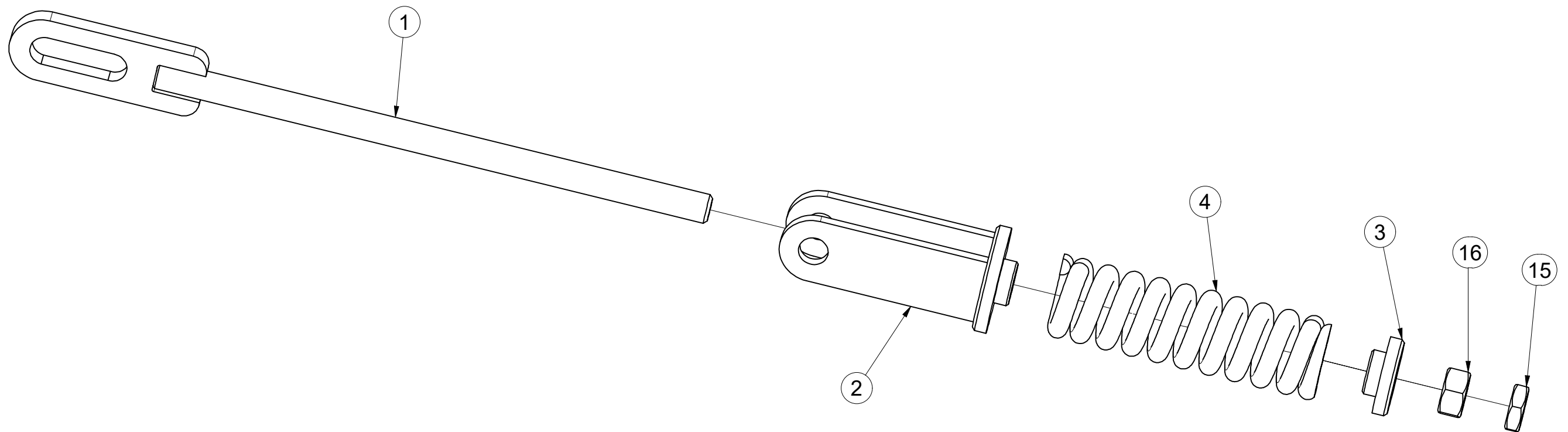
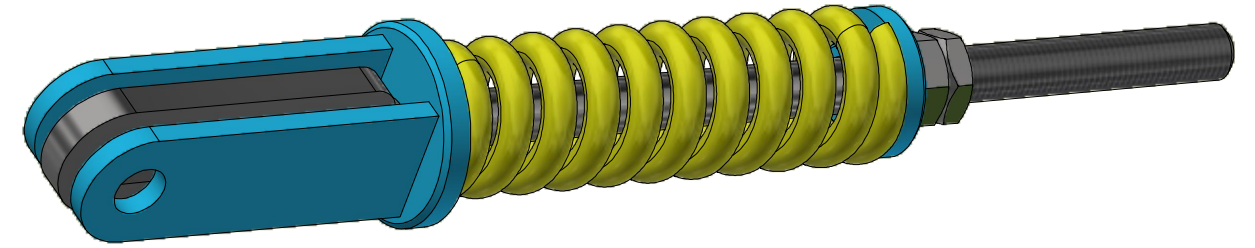
4005363

ⒼB TILTING PULL ROD

ⒺU ТЯГИ ТРАНСПОРТНОЙ ОСИ

ⒽL SPRZĘGI OSI

Farmet



Pos.	Part Number	Pcs.
1	4005358	1
2	4005361	1
3	4000023	1
4	m06482	1
15	m04043	1
16	m01309	1

ⒸZ HYDRAULICKÝ ROZVOD SKLÁPĚNÍ

Ⓓ HYDRAULISCHE VERTEILUNG KLAPPMECHANISMUS

Ⓕ CONDUIT HYDRAULIQUE DU BASCULEMENT

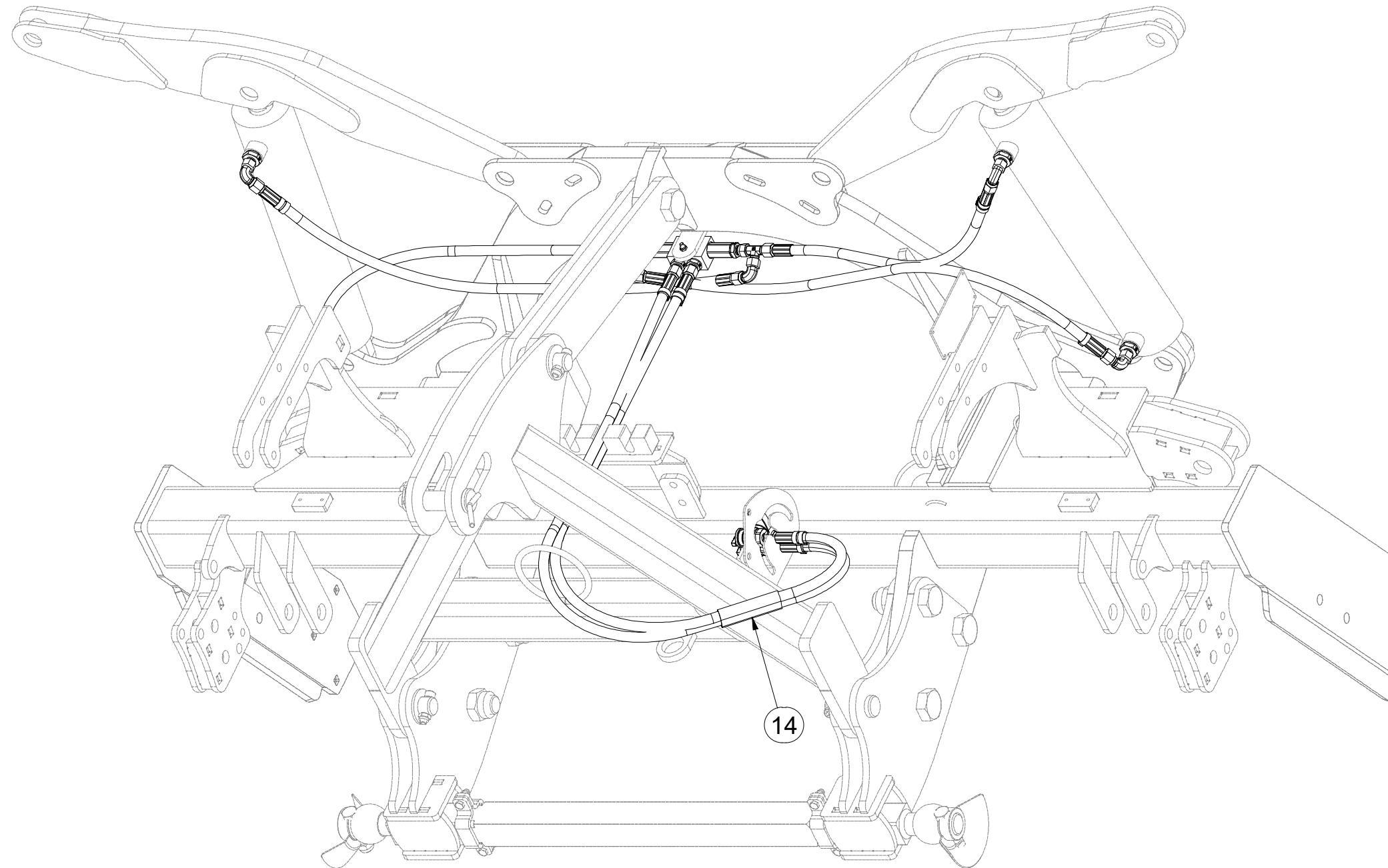
ⒸB HYDRAULIC FOLDING DISTRIBUTION

ⒸU ГИДРАВЛИЧЕСКОЕ РАСПРЕДЕЛЕНИЕ СКЛАДЫВАНИЯ

ⒸL HYDRAULICZNY PRZEWÓD SKŁADANIA



VZ00002540



Pos.	Part Number	Pcs.
14	m11183	1

ⒸZ HYDRAULICKÝ ROZVOD SKLÁPĚNÍ

Ⓓ HYDRAULISCHE VERTEILUNG KLAPPMECHANISMUS

Ⓕ CONDUIT HYDRAULIQUE DU BASCULEMENT

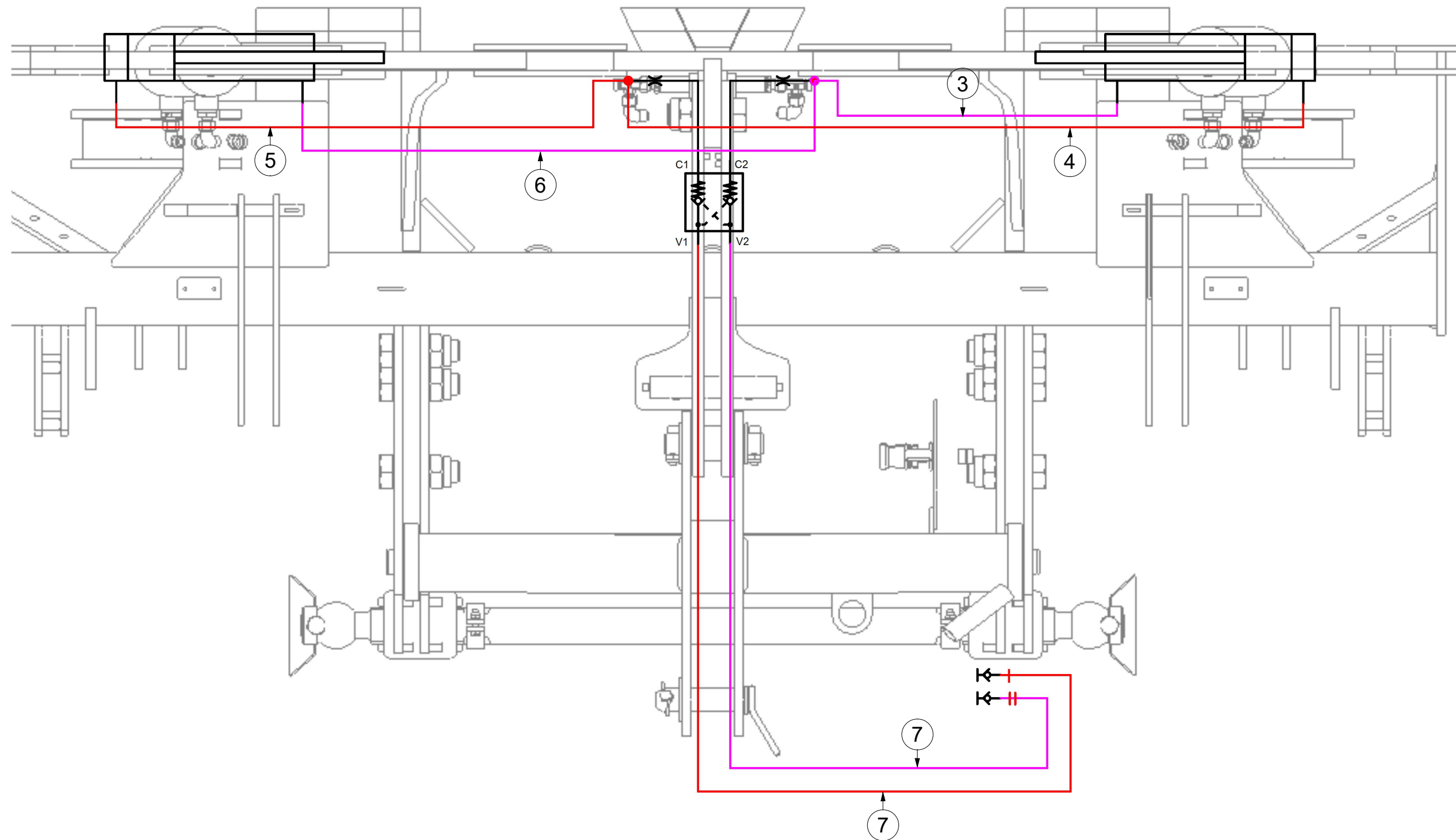
ⒼB HYDRAULIC FOLDING DISTRIBUTION

Ⓔ ГИДРАВЛИЧЕСКОЕ РАСПРЕДЕЛЕНИЕ СКЛАДЫВАНИЯ

Ⓟ HYDRAULICZNY PRZEWÓD SKŁADANIA

Farmet

VZ00002540



Pos.	Part Number	Pcs.
3	m09432	1
4	m11107	1
5	m11123	1
6	m07364	1
7	m05211	2

ⒸZ HYDRAULICKÝ ROZVOD SKLÁPĚNÍ

Ⓓ HYDRAULISCHE VERTEILUNG KLAPPMECHANISMUS

Ⓕ CONDUIT HYDRAULIQUE DU BASCULEMENT

ⒸB HYDRAULIC FOLDING DISTRIBUTION

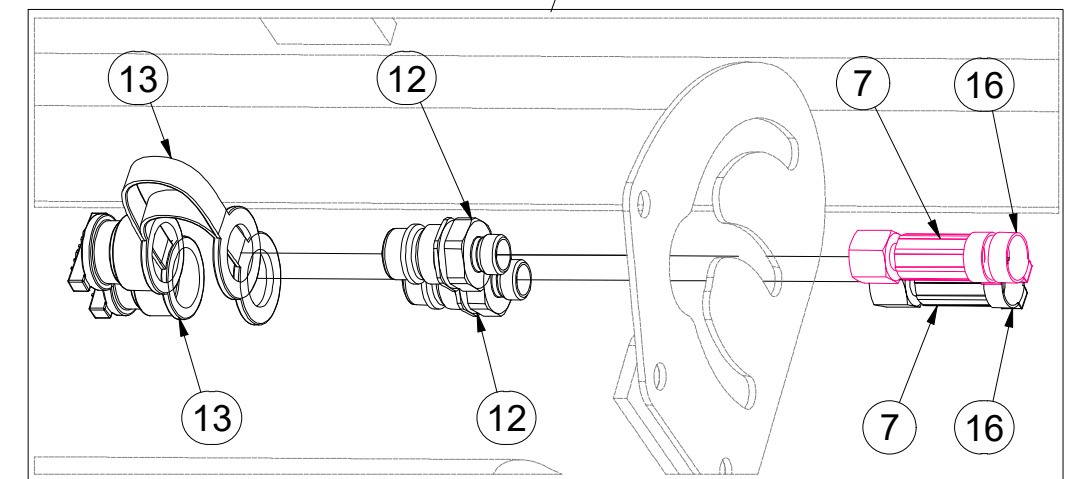
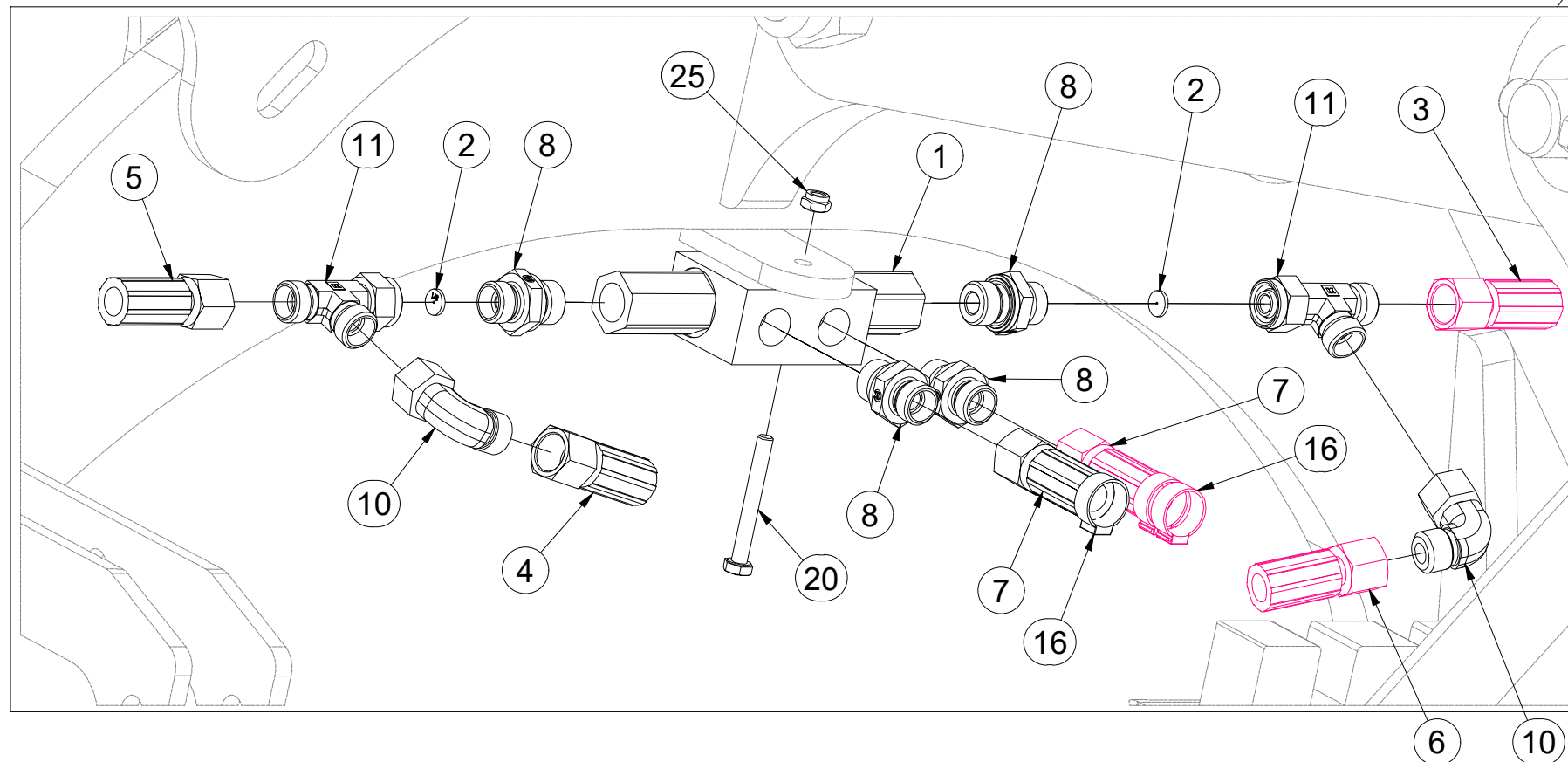
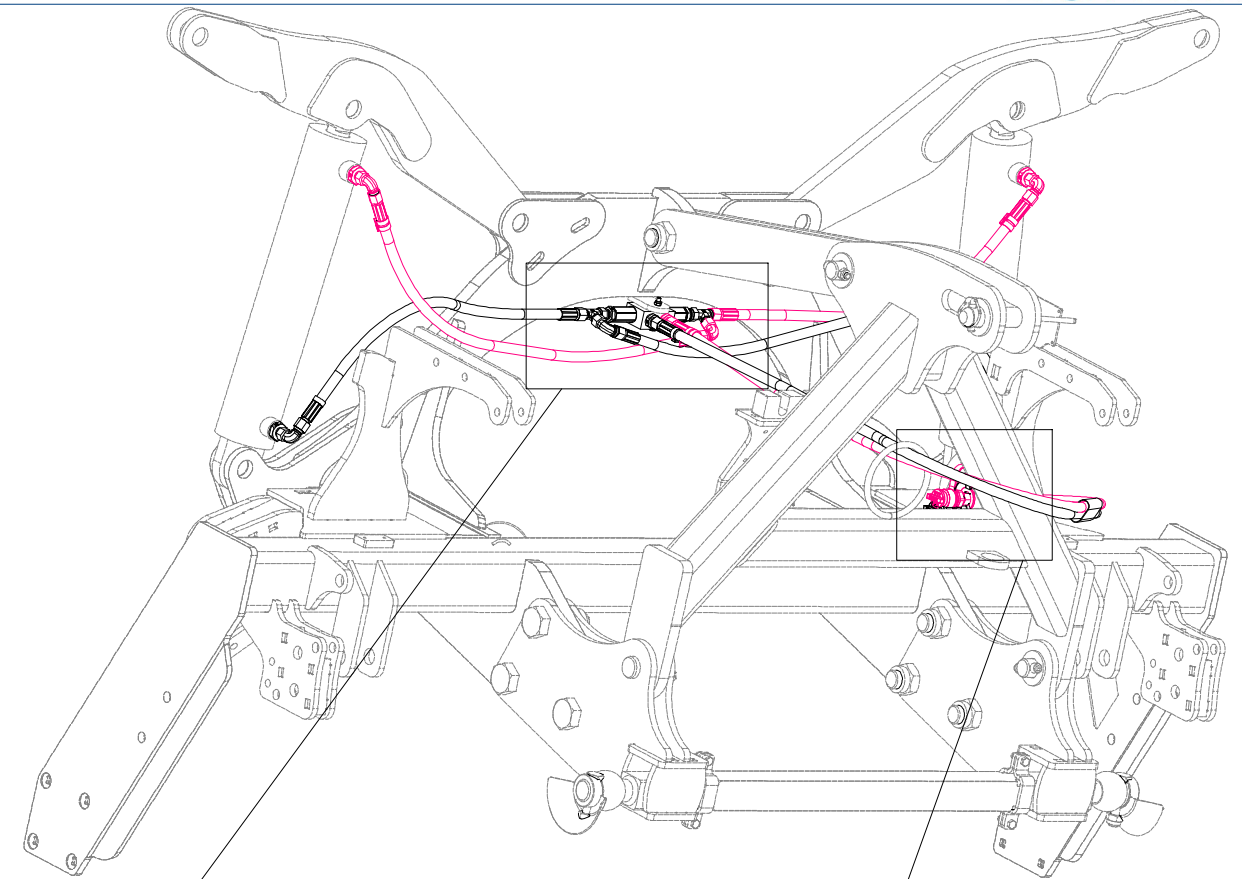
ⒸU ГИДРАВЛИЧЕСКОЕ РАСПРЕДЕЛЕНИЕ СКЛАДЫВАНИЯ

ⒸL HYDRAULICZNY PRZEWÓD SKŁADANIA

Farmet

VZ00002540

Pos.	Part Number	Pcs.
1	m06673	1
2	m10780	2
3	m09432	1
4	m11107	1
5	m11123	1
6	m07364	1
7	m05211	2
8	m06528	4
10	m06803	6
11	m07568	2
12	m03849	2
13	m04022	2
16	m11294	12
20	m04842	1
25	m05560	1



ⒸZ HYDRAULICKÝ ROZVOD SKLÁPĚNÍ

Ⓓ HYDRAULISCHE VERTEILUNG KLAPPMECHANISMUS

Ⓕ CONDUIT HYDRAULIQUE DU BASCULEMENT

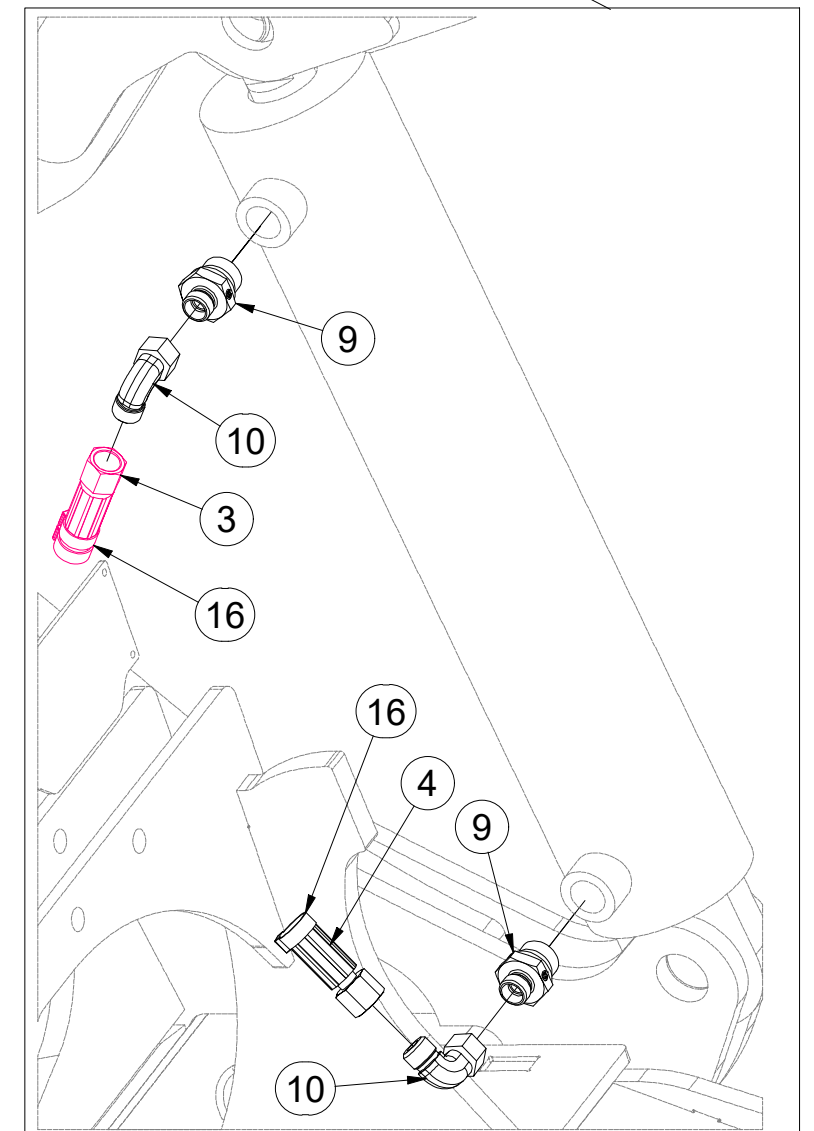
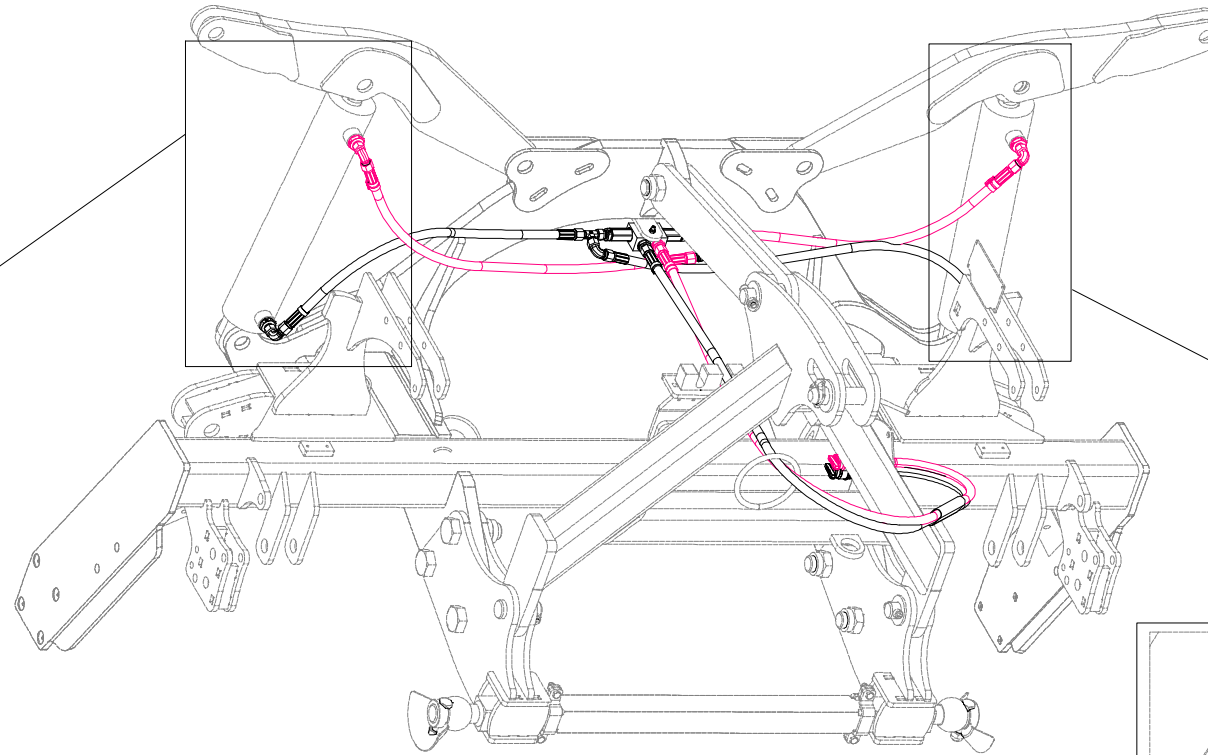
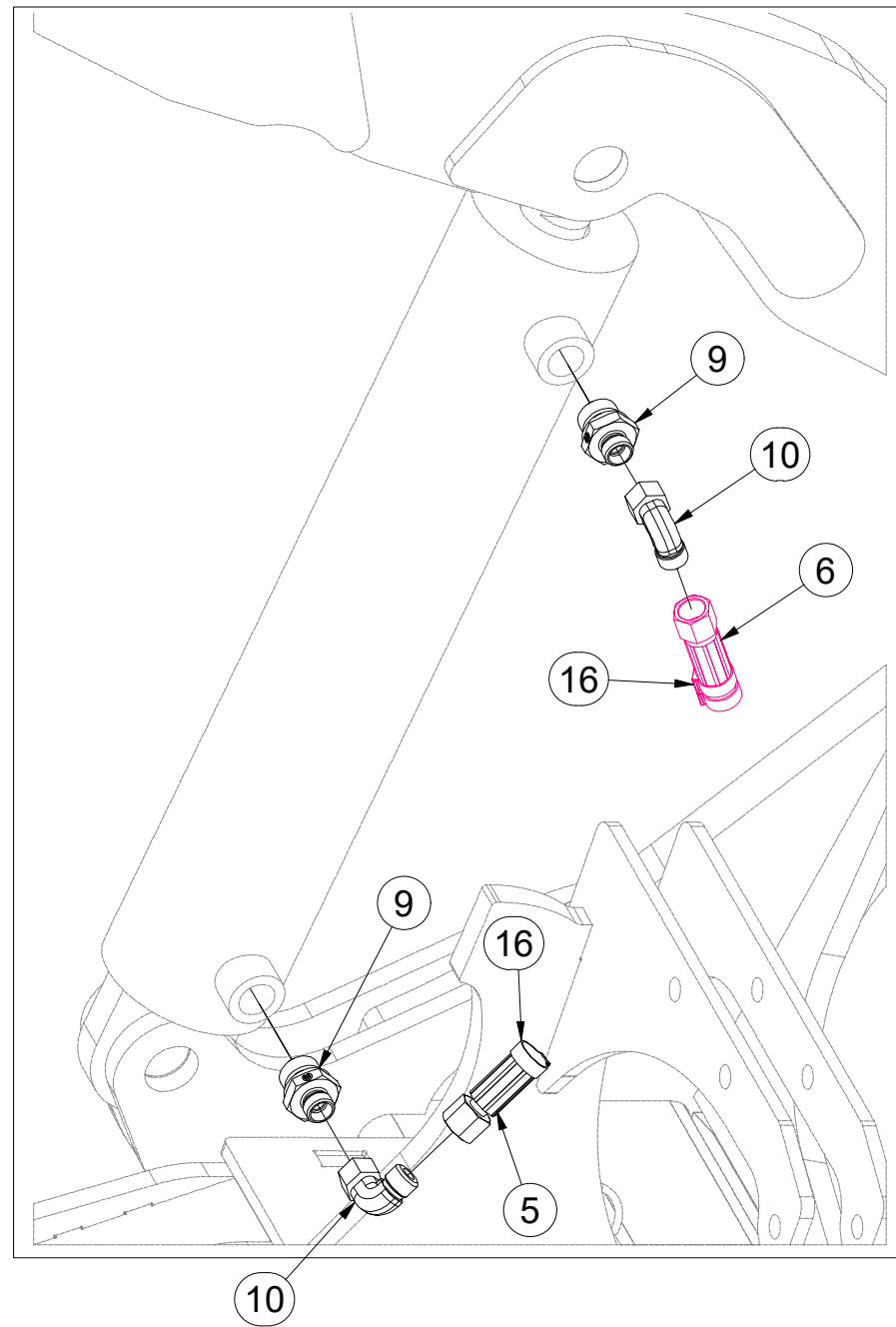
ⒸB HYDRAULIC FOLDING DISTRIBUTION

ⒸU ГИДРАВЛИЧЕСКОЕ РАСПРЕДЕЛЕНИЕ СКЛАДЫВАНИЯ

ⒸL HYDRAULICZNY PRZEWÓD SKŁADANIA

Farmet

VZ00002540



Pos.	Part Number	Pcs.
3	m09432	1
4	m11107	1
5	m11123	1
6	m07364	1
9	m09934	4
10	m06803	6
16	m11294	12

Ⓒ SADA ČEPŮ TBZ 3

Ⓓ SCHEIBENSATZ TBZ 3

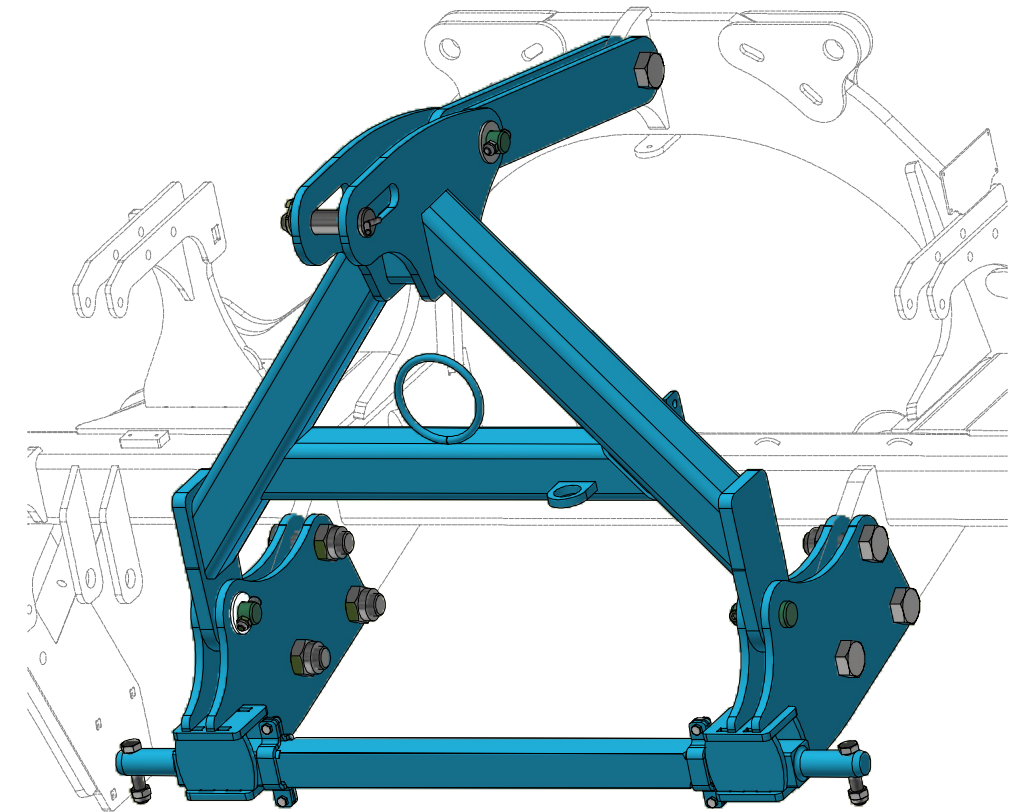
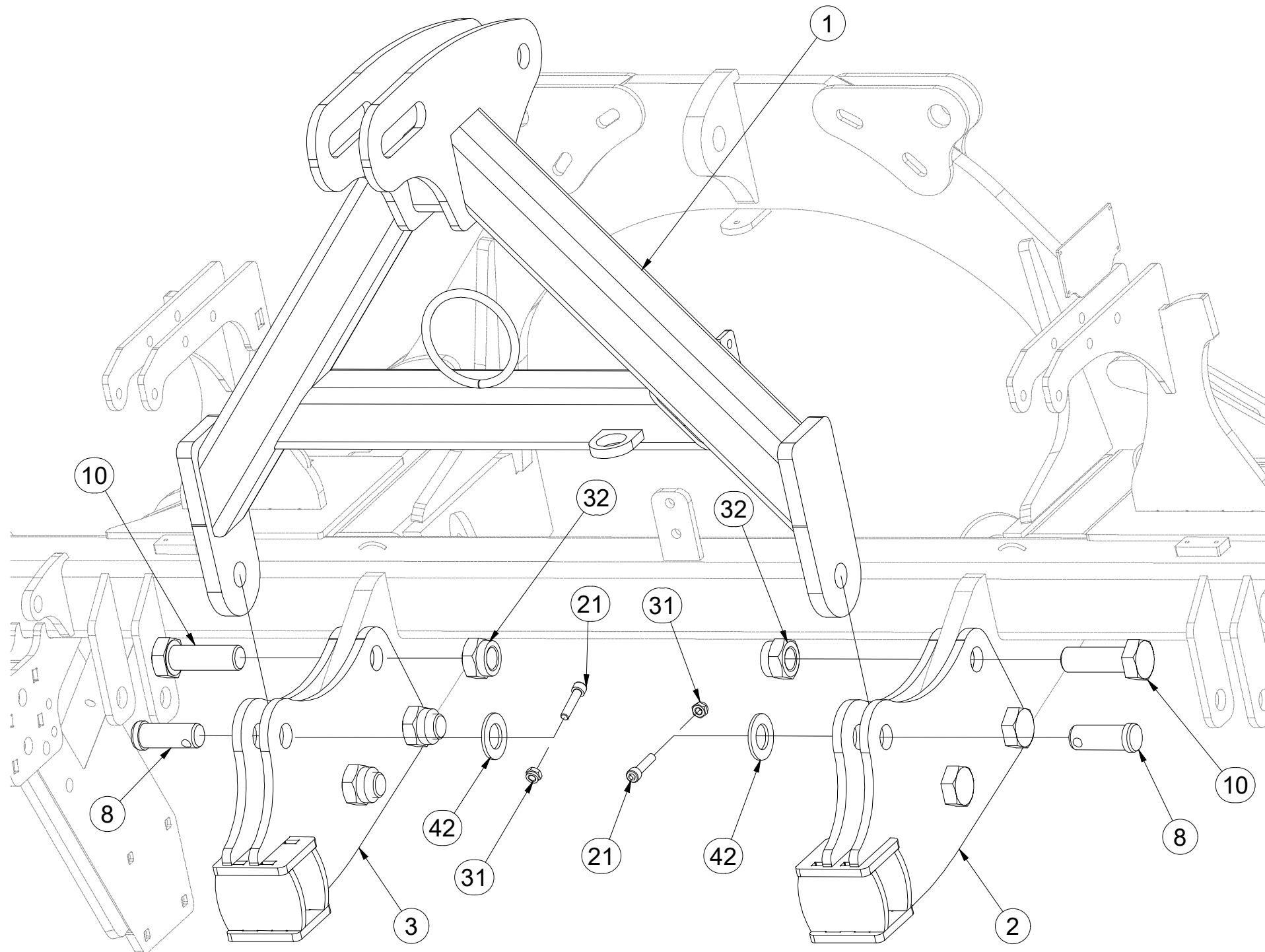
Ⓕ KIT DE DISQUES TBZ 3

3007605

Ⓖ DISC SET TBZ 3

Ⓡ КОМПЛЕКТ ДИСКОВ TBZ 3

Ⓢ ZESTAW TALERZY TBZ 3



Pos.	Part Number	Pcs.
1	3008124	1
2	3008125	1
3	3008126	1
8	4019637	2
10	4015871	7
21	m14143	4
31	m03775	4
32	m08036	7
42	m14029	4

☉ SADA ČEPŮ TBZ 3

Ⓧ SCHEIBENSATZ TBZ 3

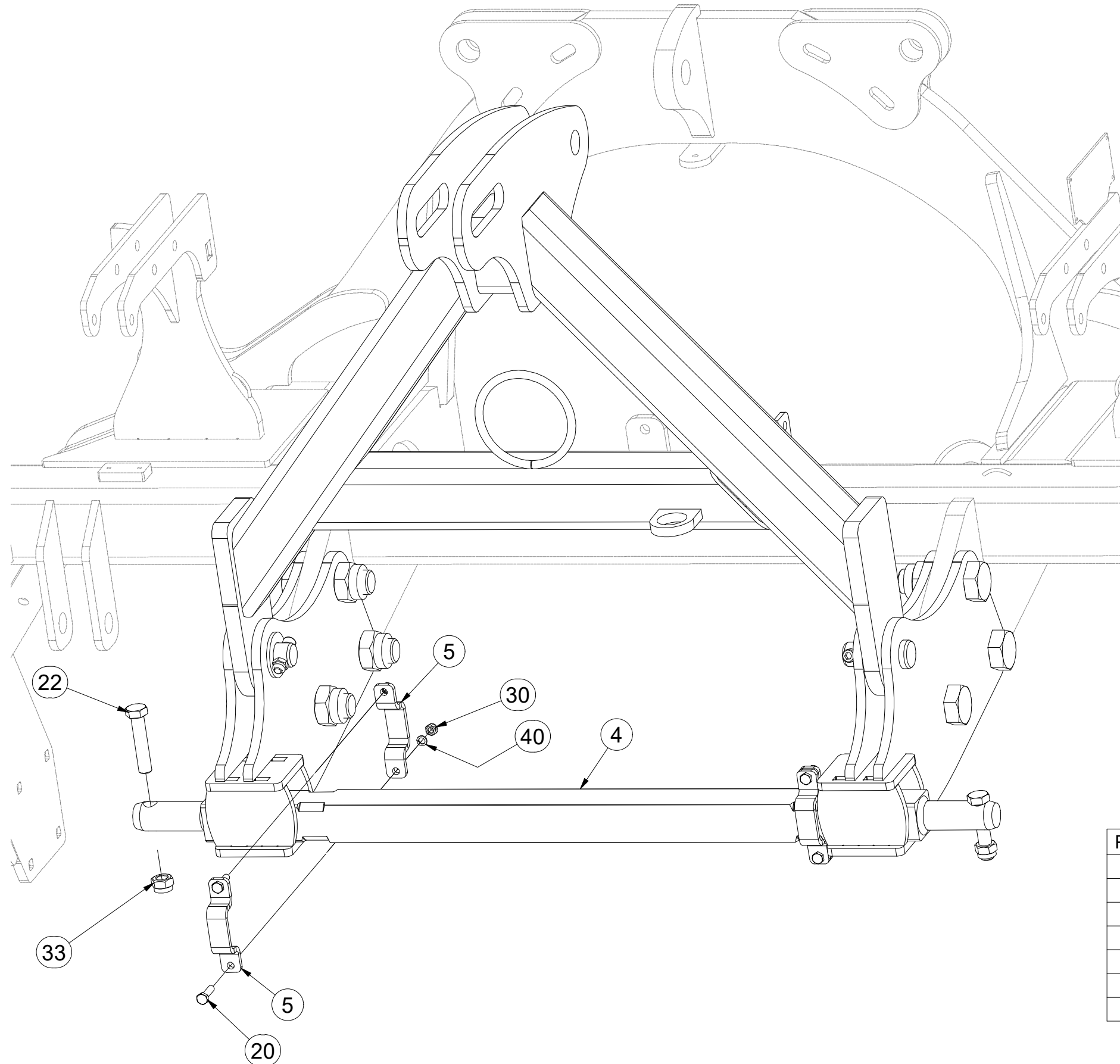
Ⓧ KIT DE DISQUES TBZ 3

3007605

Ⓧ DISC SET TBZ 3

Ⓧ КОМПЛЕКТ ДИСКОВ TBZ 3

Ⓧ ZESTAW TALERZY TBZ 3



Pos.	Part Number	Pcs.
4	3009854	1
5	4008844	4
20	m07788	4
22	m01133	2
30	m04503	4
33	m03683	2
40	m01202	4

☉ SADA ČEPŮ TBZ 3

Ⓧ SCHEIBENSATZ TBZ 3

Ⓧ KIT DE DISQUES TBZ 3

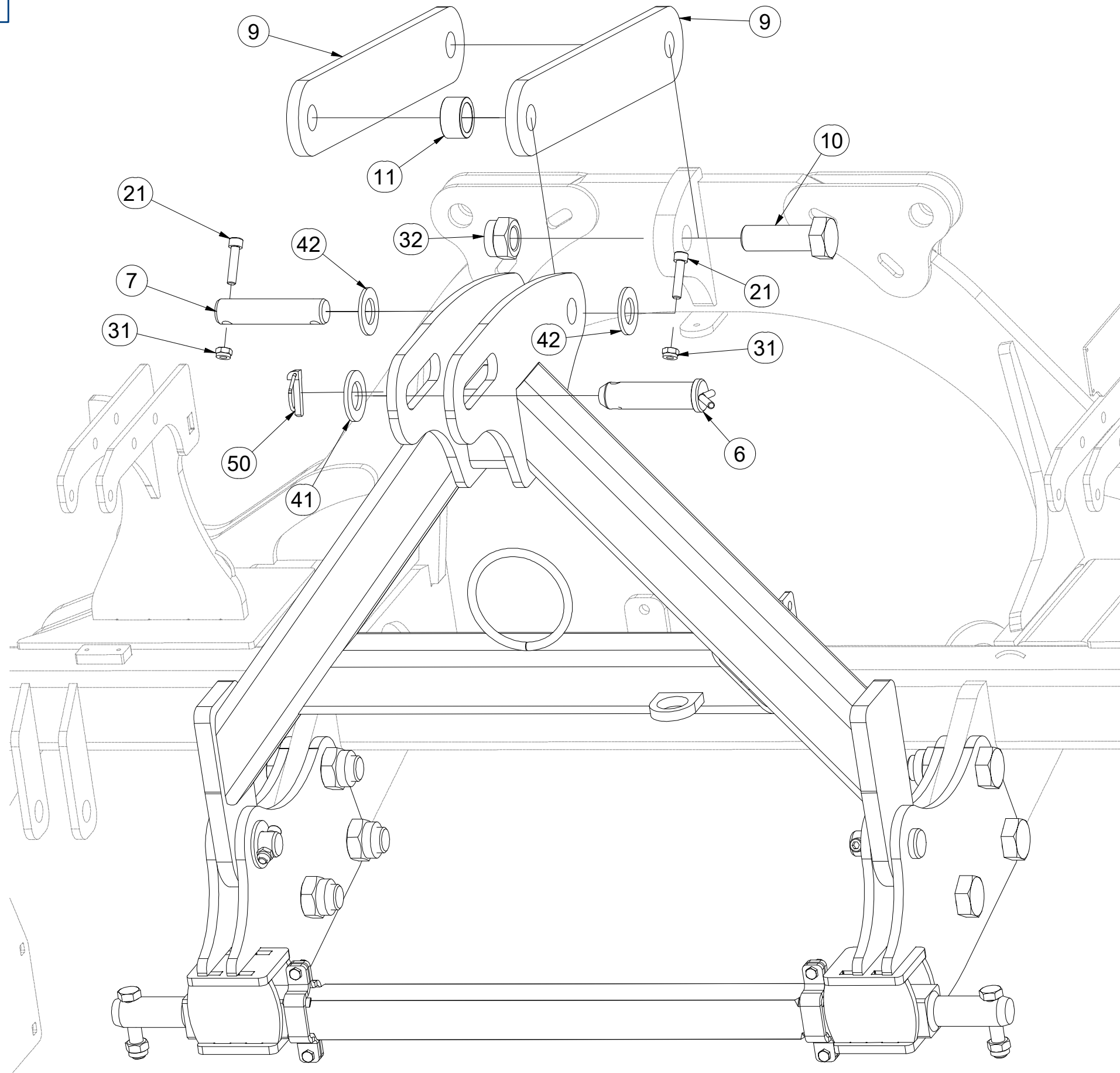
Ⓧ DISC SET TBZ 3

Ⓧ КОМПЛЕКТ ДИСКОВ TBZ 3

Ⓧ ZESTAW TALERZY TBZ 3



3007605



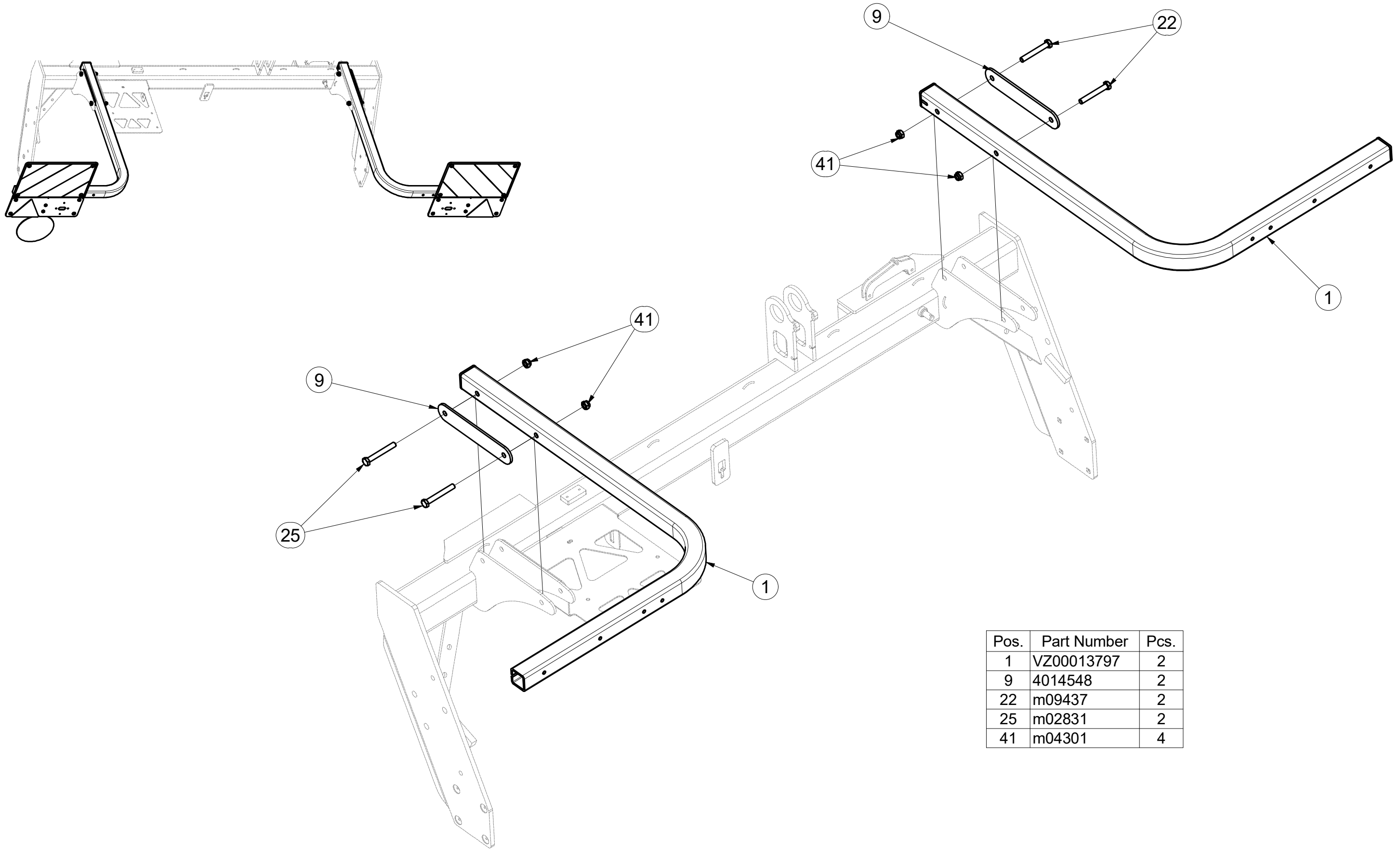
Pos.	Part Number	Pcs.
6	4006044	1
7	4007644	1
9	4015870	2
10	4015871	7
11	4015874	1
21	m14143	4
31	m03775	4
32	m08036	7
41	m02867	1
42	m14029	4
50	m02505	1

CZ TERČE
 D SCHEIBE
 F CIBLES

GB DISCS
 RU ЩИТКИ
 PL TARCZE



3007570



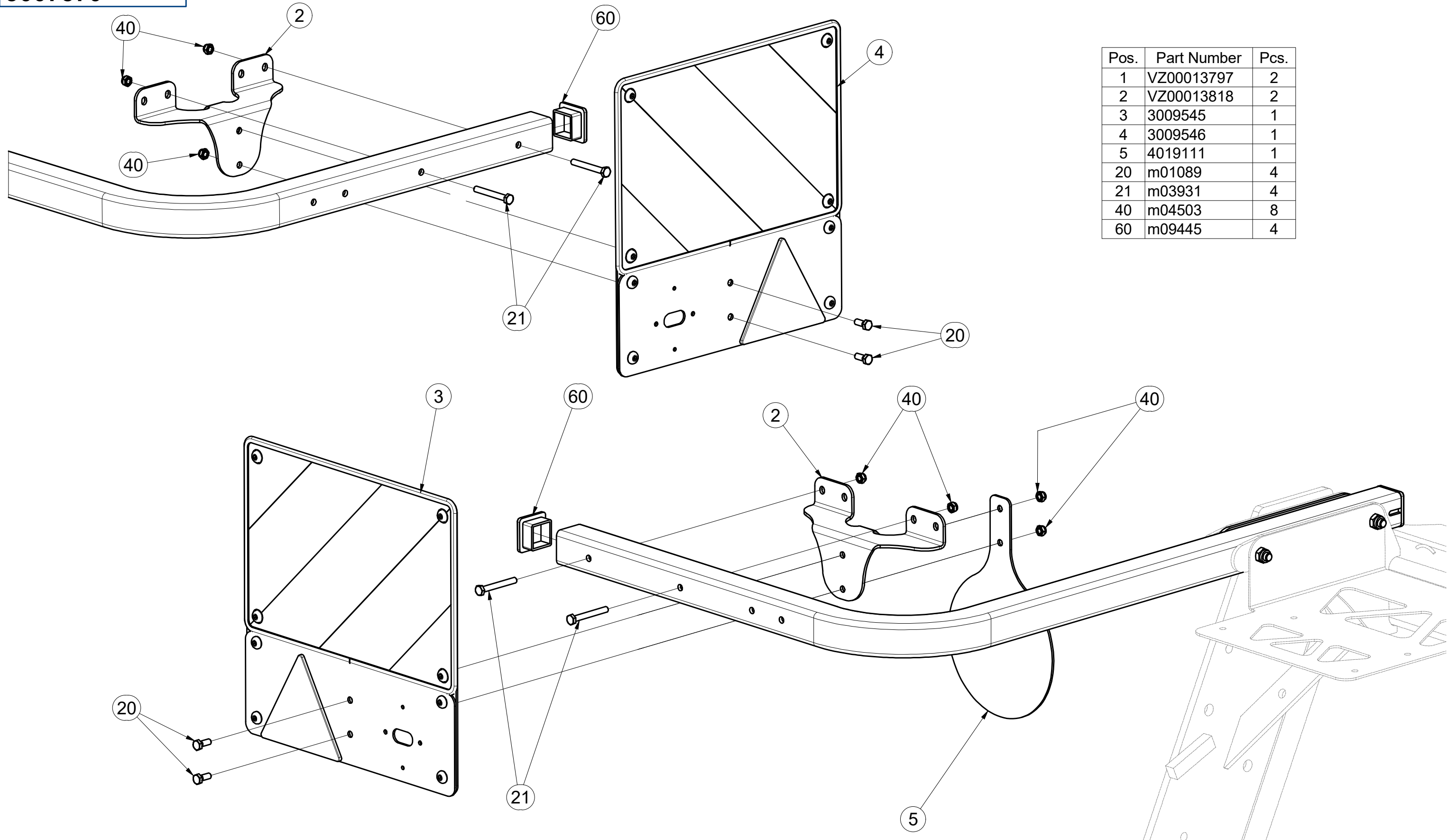
Pos.	Part Number	Pcs.
1	VZ00013797	2
9	4014548	2
22	m09437	2
25	m02831	2
41	m04301	4

CZ TERČE
 D SCHEIBE
 F CIBLES

GB DISCS
 RU ЩИТКИ
 PL TARCZE



3007570



Pos.	Part Number	Pcs.
1	VZ00013797	2
2	VZ00013818	2
3	3009545	1
4	3009546	1
5	4019111	1
20	m01089	4
21	m03931	4
40	m04503	8
60	m09445	4

Ⓒ SADA PŘEDNÍCH SMYKŮ

Ⓓ SATZ VORDERE ACKERSCHLEPPEN

Ⓕ KIT DE NIVELEURS AVANT

Ⓖ SET OF FRONT LEVELLING BARS

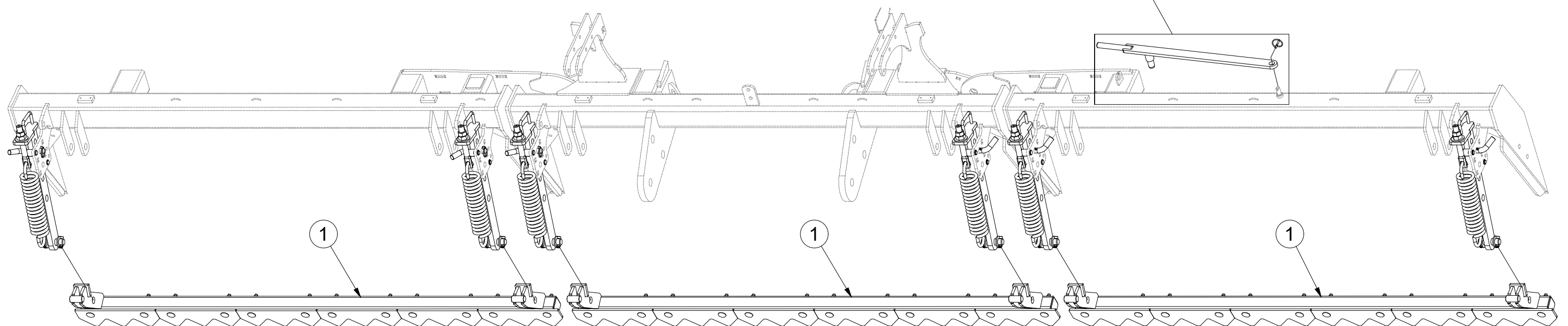
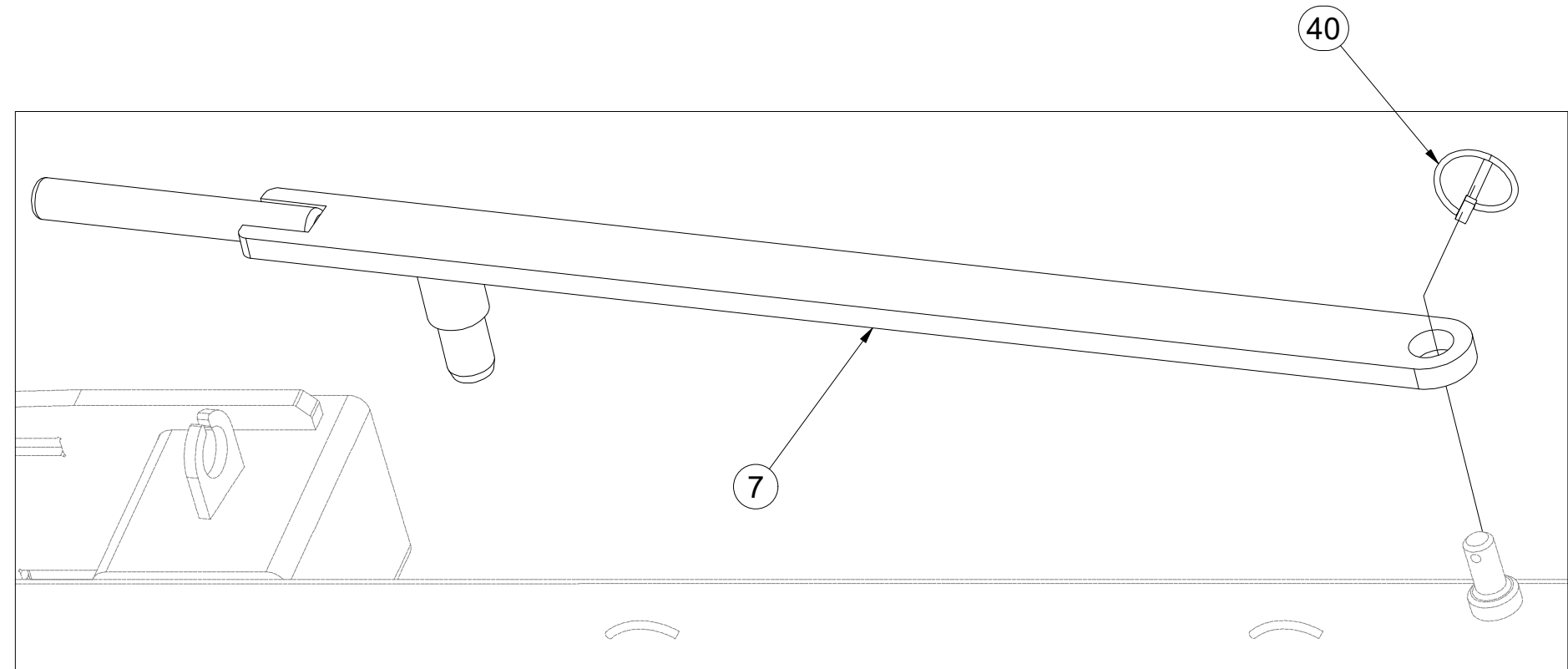
Ⓔ КОМПЛЕКТ ПЕРЕДНИХ БОРОН

Ⓗ ZESTAW PRZEDNICH WŁÓK

Farmet

VZ00044303

Pos.	Part Number	Pcs.
1	VZ00003364	3
7	4006829	1
40	m10454	7



ⒸZ SADA PŘEDNÍCH SMYKŮ

Ⓓ SATZ VORDERE ACKERSCHLEPPEN

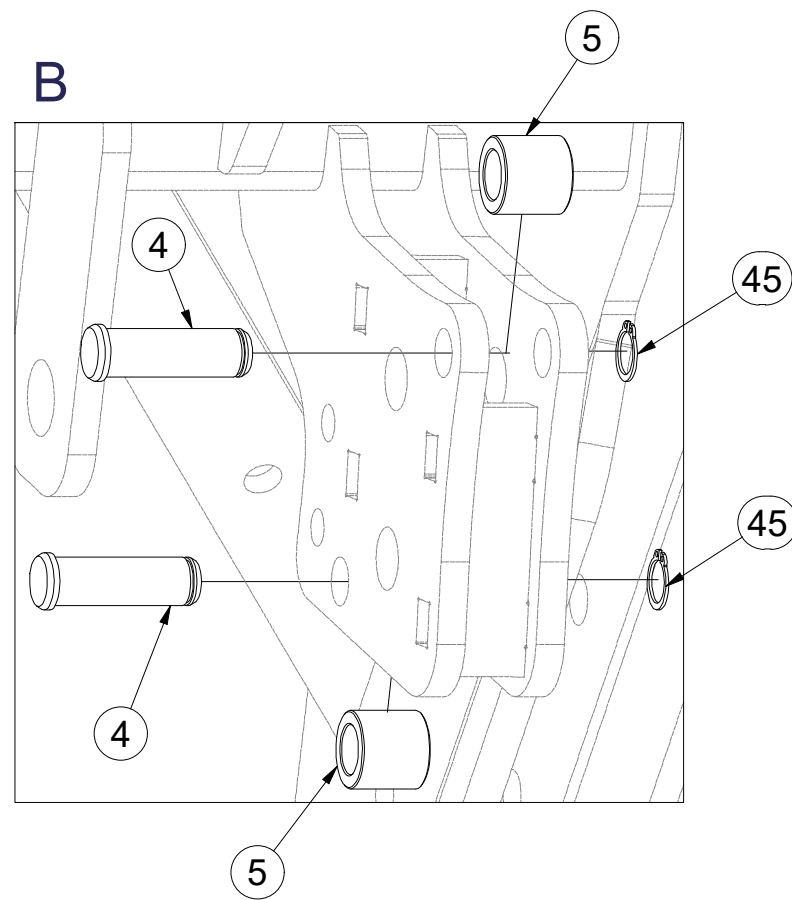
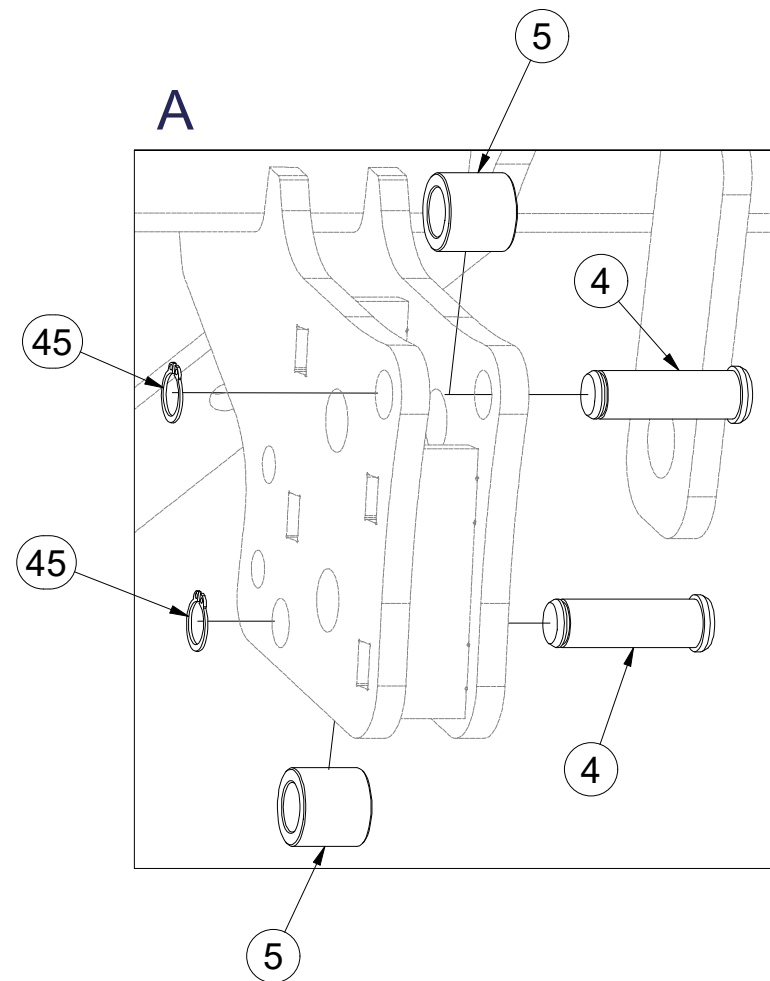
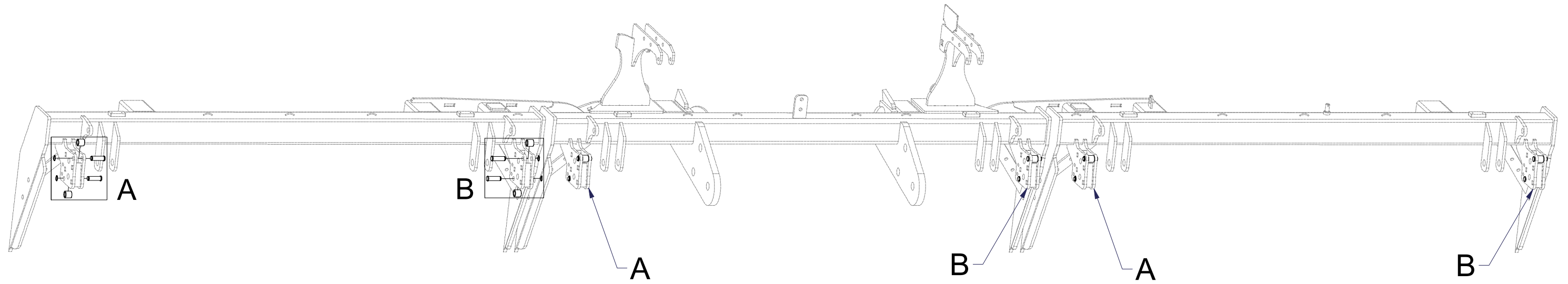
Ⓕ KIT DE NIVELEURS AVANT

VZ00044303

ⒸB SET OF FRONT LEVELLING BARS

ⒸR КОМПЛЕКТ ПЕРЕДНИХ БОРОН

ⒸL ZESTAW PRZEDNICH WŁÓK



Pos.	Part Number	Pcs.
4	4014170	12
5	4014171	12
45	m17166	12

ⒸZ SADA PŘEDNÍCH SMYKŮ

Ⓓ SATZ VORDERE ACKERSCHLEPPEN

Ⓕ KIT DE NIVELEURS AVANT

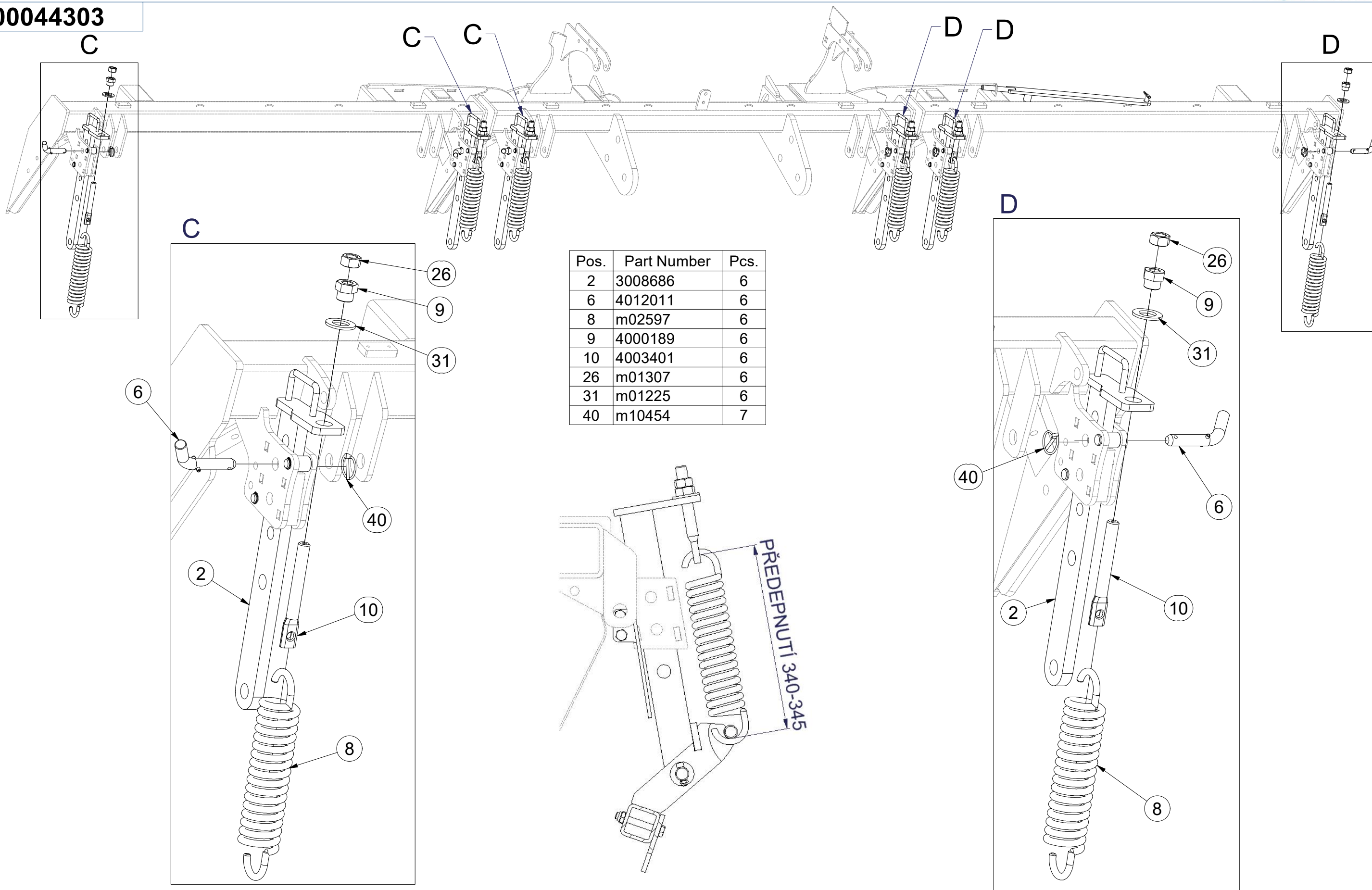
ⒼB SET OF FRONT LEVELLING BARS

Ⓔ RU КОМПЛЕКТ ПЕРЕДНИХ БОРОН

Ⓖ PL ZESTAW PRZEDNICH WŁÓK



VZ00044303



ⒸZ SADA PŘEDNÍCH SMYKŮ

Ⓓ SATZ VORDERE ACKERSCHLEPPEN

Ⓕ KIT DE NIVELEURS AVANT

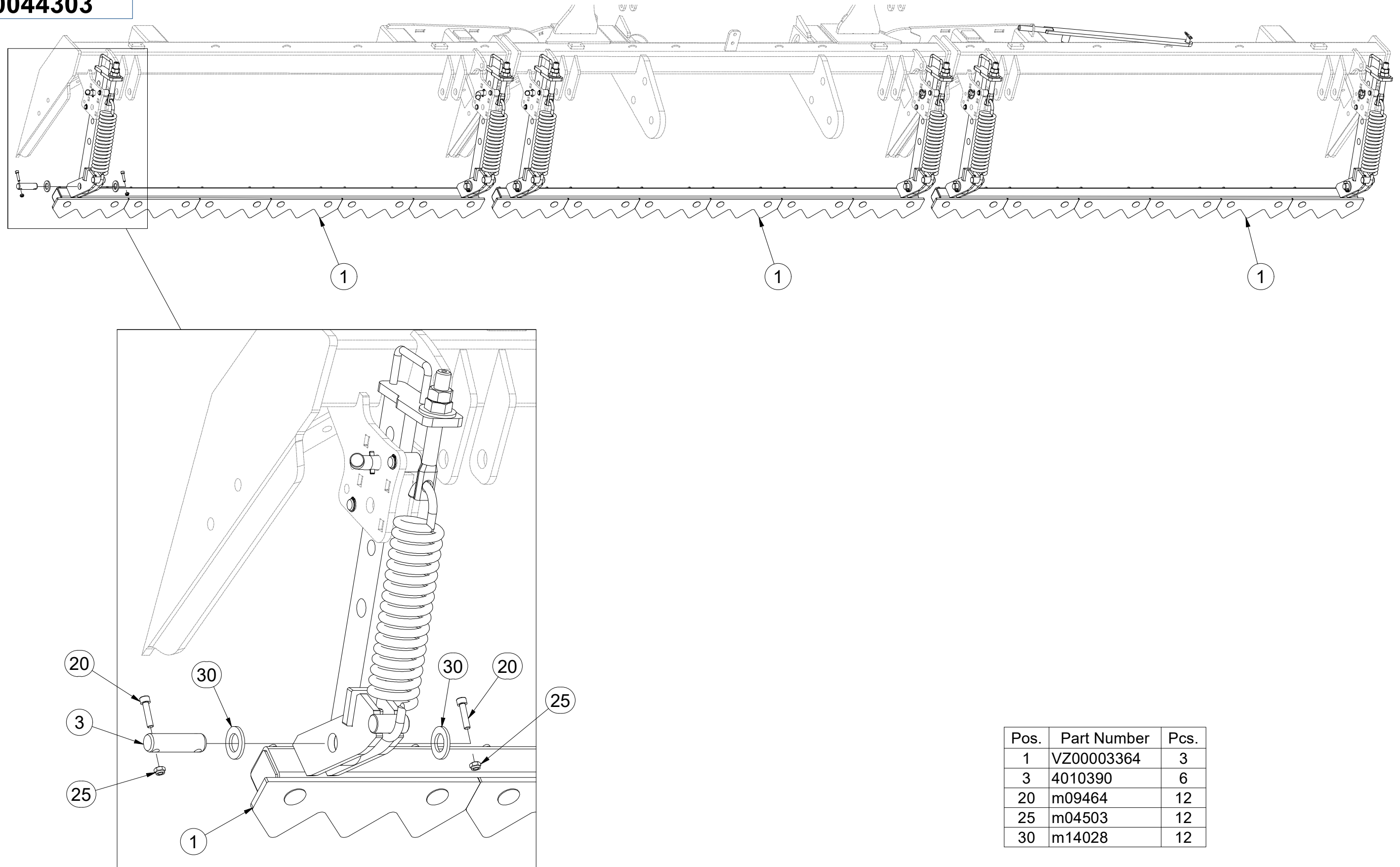
ⒸB SET OF FRONT LEVELLING BARS

ⒸU КОМПЛЕКТ ПЕРЕДНИХ БОРОН

ⒸL ZESTAW PRZEDNICH WŁÓK

Farmet

VZ00044303



Pos.	Part Number	Pcs.
1	VZ00003364	3
3	4010390	6
20	m09464	12
25	m04503	12
30	m14028	12

Ⓒ PŘEDNÍ SMYK

Ⓓ VORDERE ACKERSCHLEIFE

Ⓕ NIVELEUR AVANT

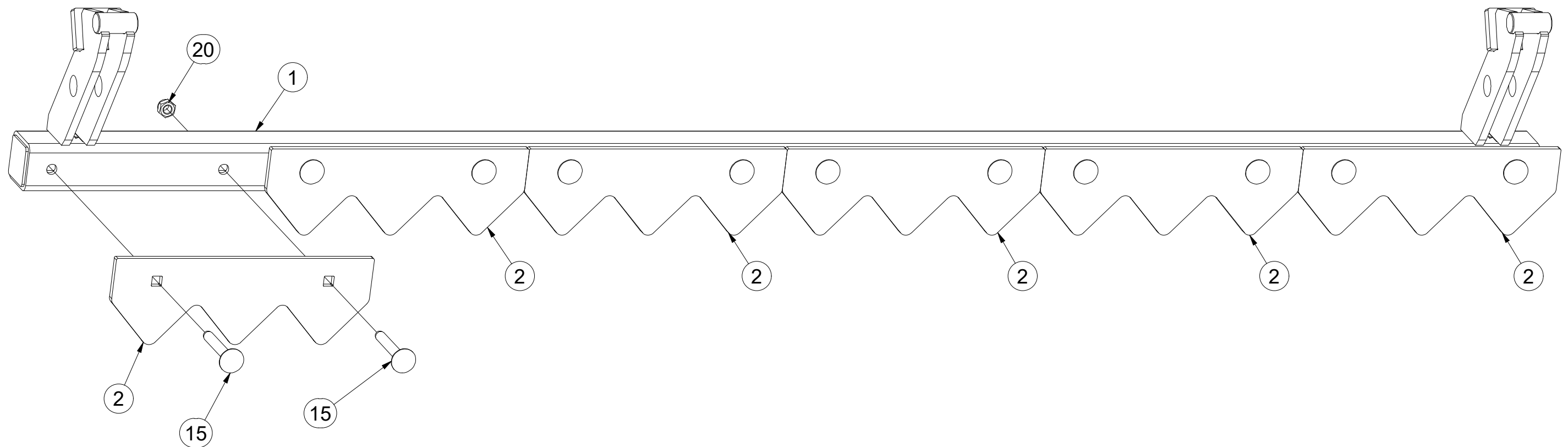
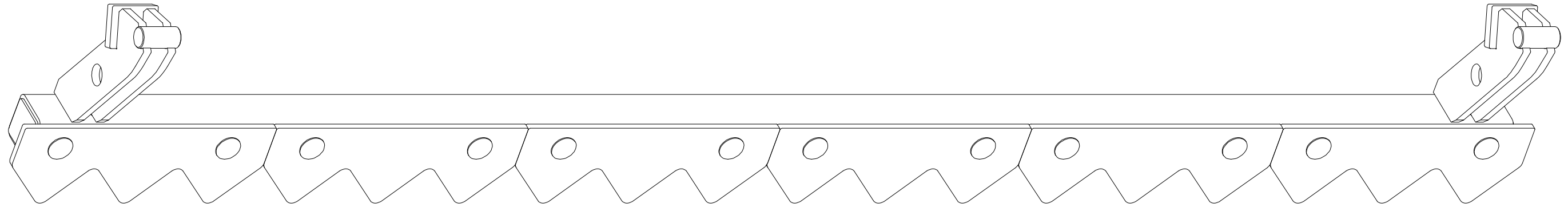
Ⓖ FRONT LEVELLER

Ⓔ ПЕРЕДНЯЯ БОРОНА

Ⓗ PRZEDNIA WŁÓKA

Farmet

VZ00003364



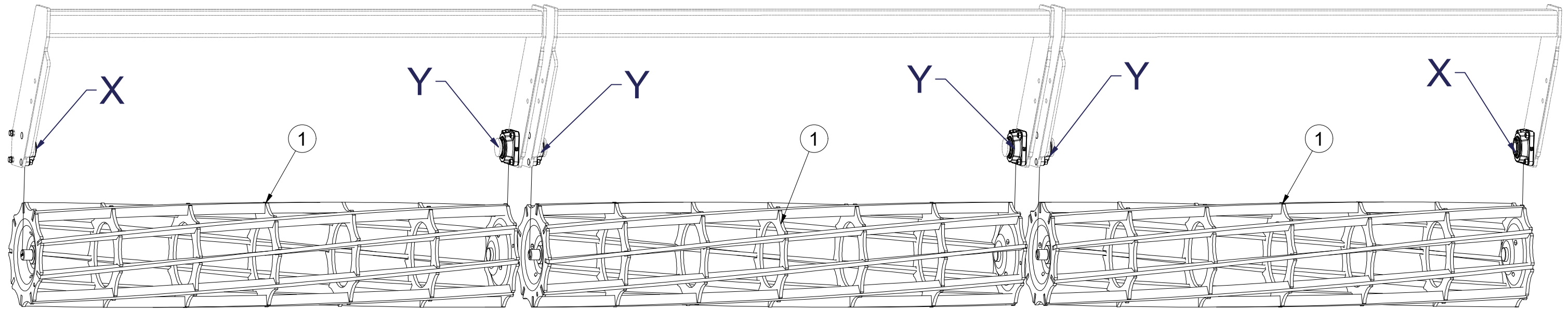
Pos.	Part Number	Pcs.
1	VZ00003365	1
2	VZ00003366	6
15	m08339	12
20	m04301	12

CZ SADA PŘEDNÍCH VÁLCŮ
 D SATZ VORDERE WALZEN
 F KIT DE ROULEAUX AVANT

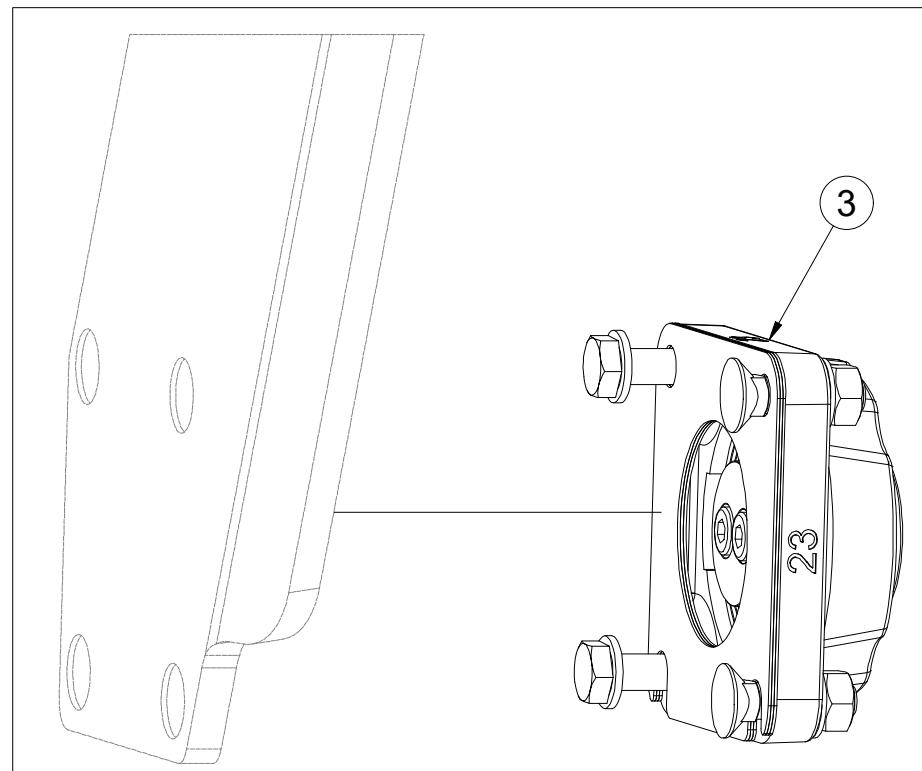
GB SET OF FRONT ROLLERS
 RU КОМПЛЕКТ ПЕРЕДНИХ КАТКОВ
 PL ZESTAW PRZEDNICH WAŁÓW



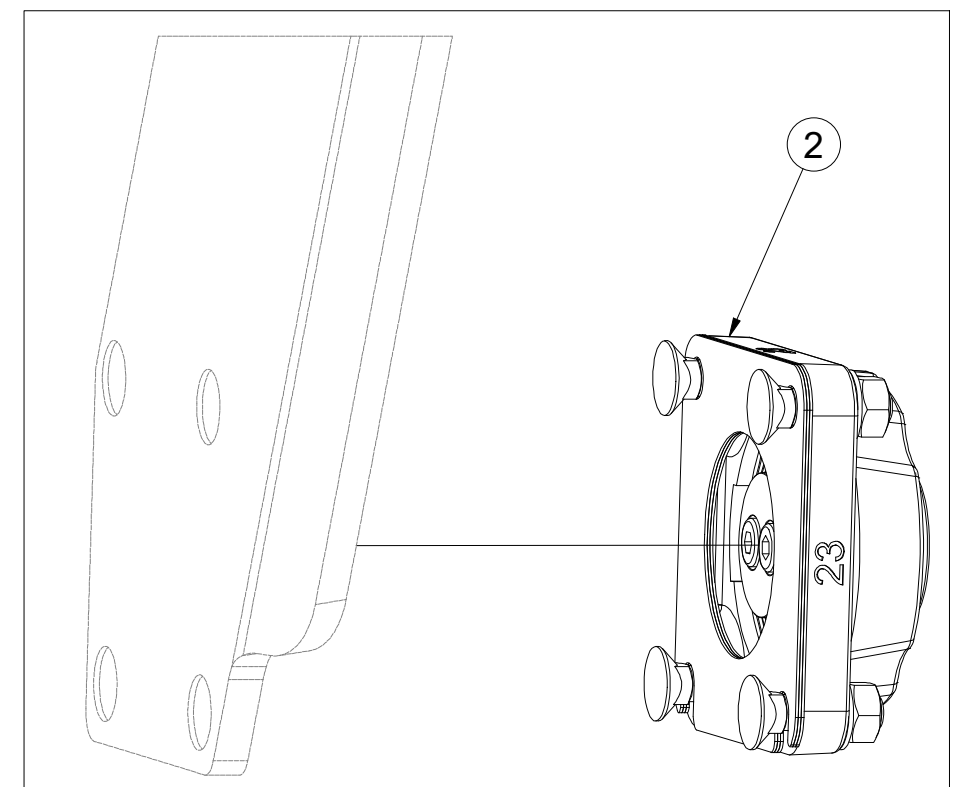
VZ00039823



X



Y



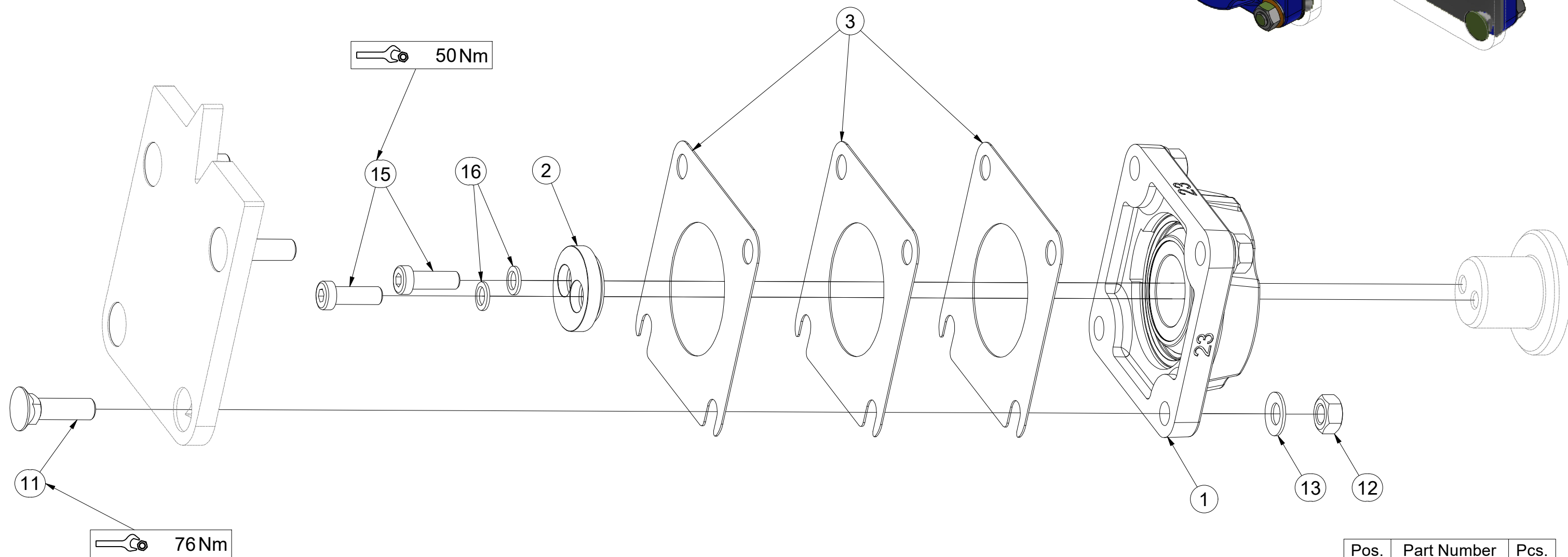
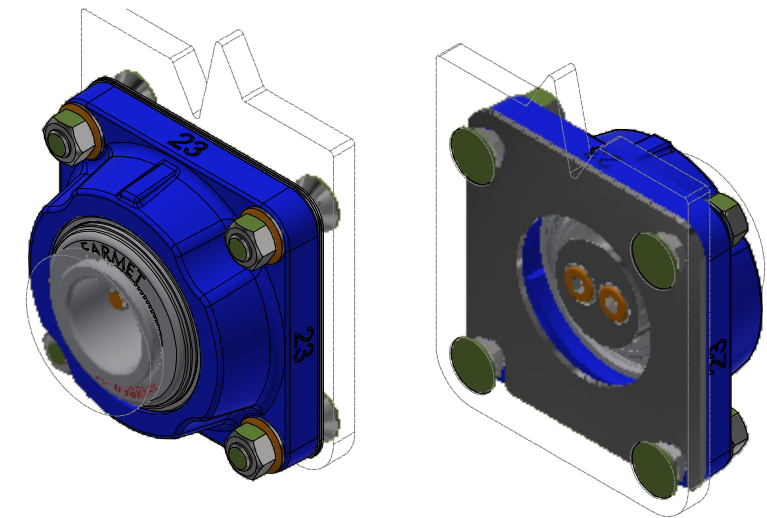
Pos.	Part Number	Pcs.
1	VZ00037622	3
3	VZ00039819	2
2	VZ00038060	4

CZ SADA LOŽISEK
 D SATZ LAGER
 F KIT DE ROULEMENTS

GB SET OF BEARINGS
 RU КОМПЛЕКТ ПОДШИПНИКОВ
 PL ZESTAW ŁOŻYSK



VZ00038060



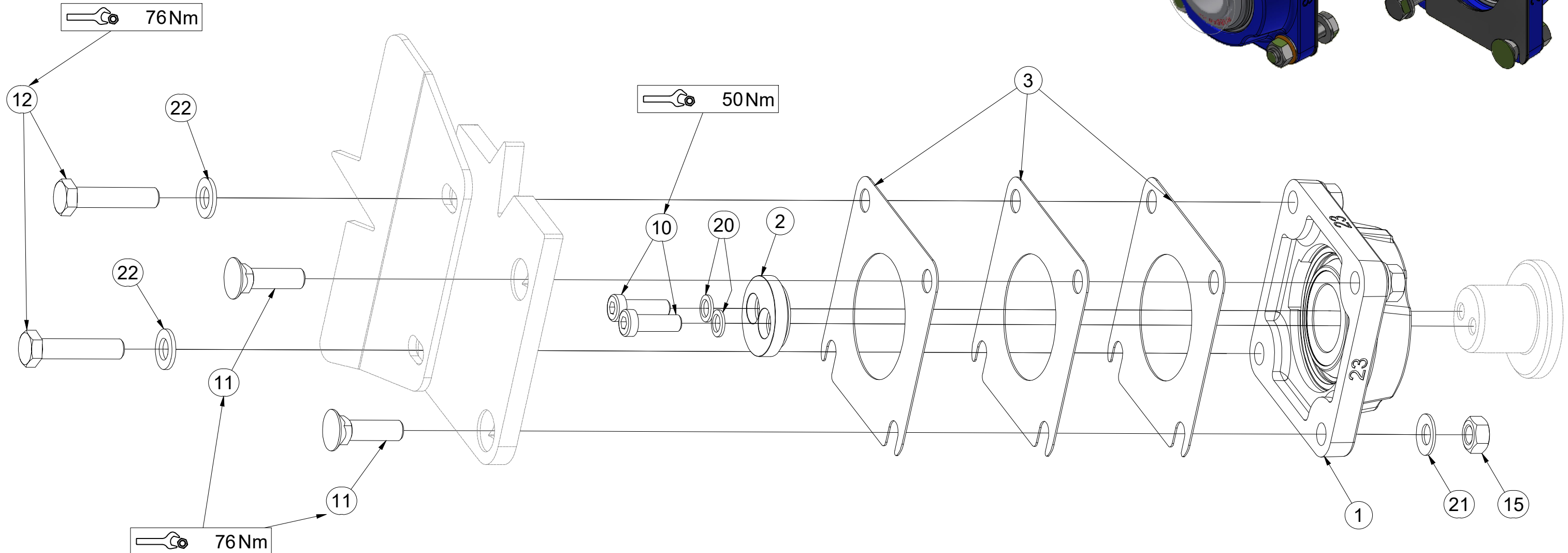
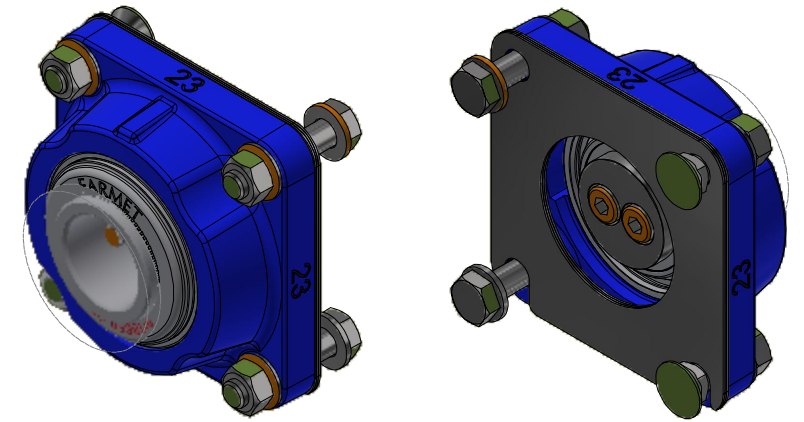
Pos.	Part Number	Pcs.
1	m18650-23	1
2	VZ00038211	1
3	4016809	3
11	m03519	4
12	m01305	4
13	m17545	4
15	m24320	2
16	m24356	2

(CZ) SADA LOŽISEK
 (D) SATZ LAGER
 (F) KIT DE ROULEMENTS

(GB) SET OF BEARINGS
 (RU) КОМПЛЕКТ ПОДШИПНИКОВ
 (PL) ZESTAW ŁOŻYSK

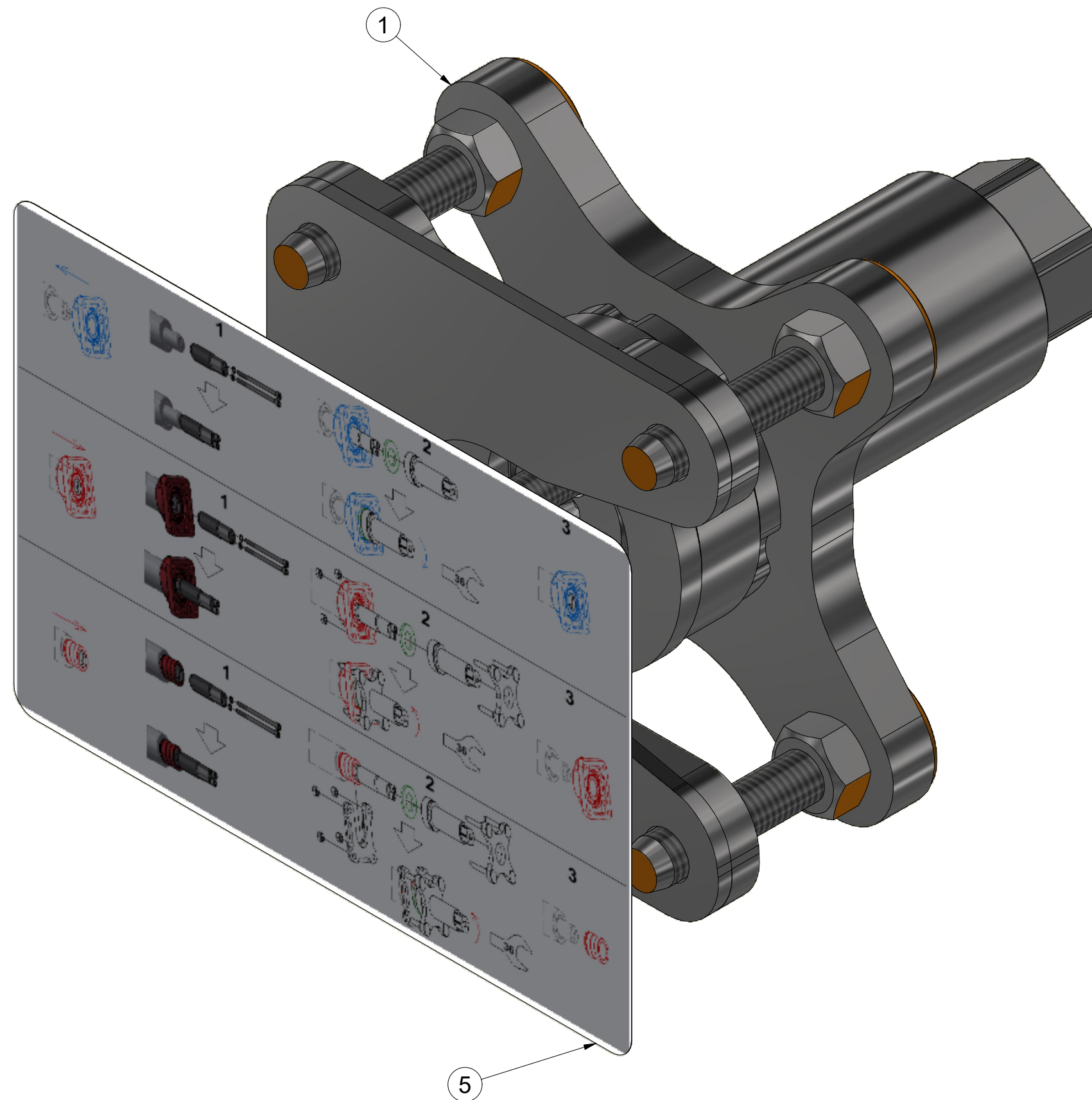


VZ00039819



Pos.	Part Number	Pcs.
1	m18650-23	1
2	VZ00038211	1
3	4016809	3
10	m24320	2
11	m03519	2
12	m04412	2
15	m01305	4
20	m24356	2
21	m17545	4
22	m17741	2

VZ00038564





Pos.	Part Number	Pcs.
1	VZ00040530	1
5	m24596	1

ⒸZ PŘÍPRAVEK
Ⓓ DIE VORRICHTUNG
Ⓕ APPAREIL

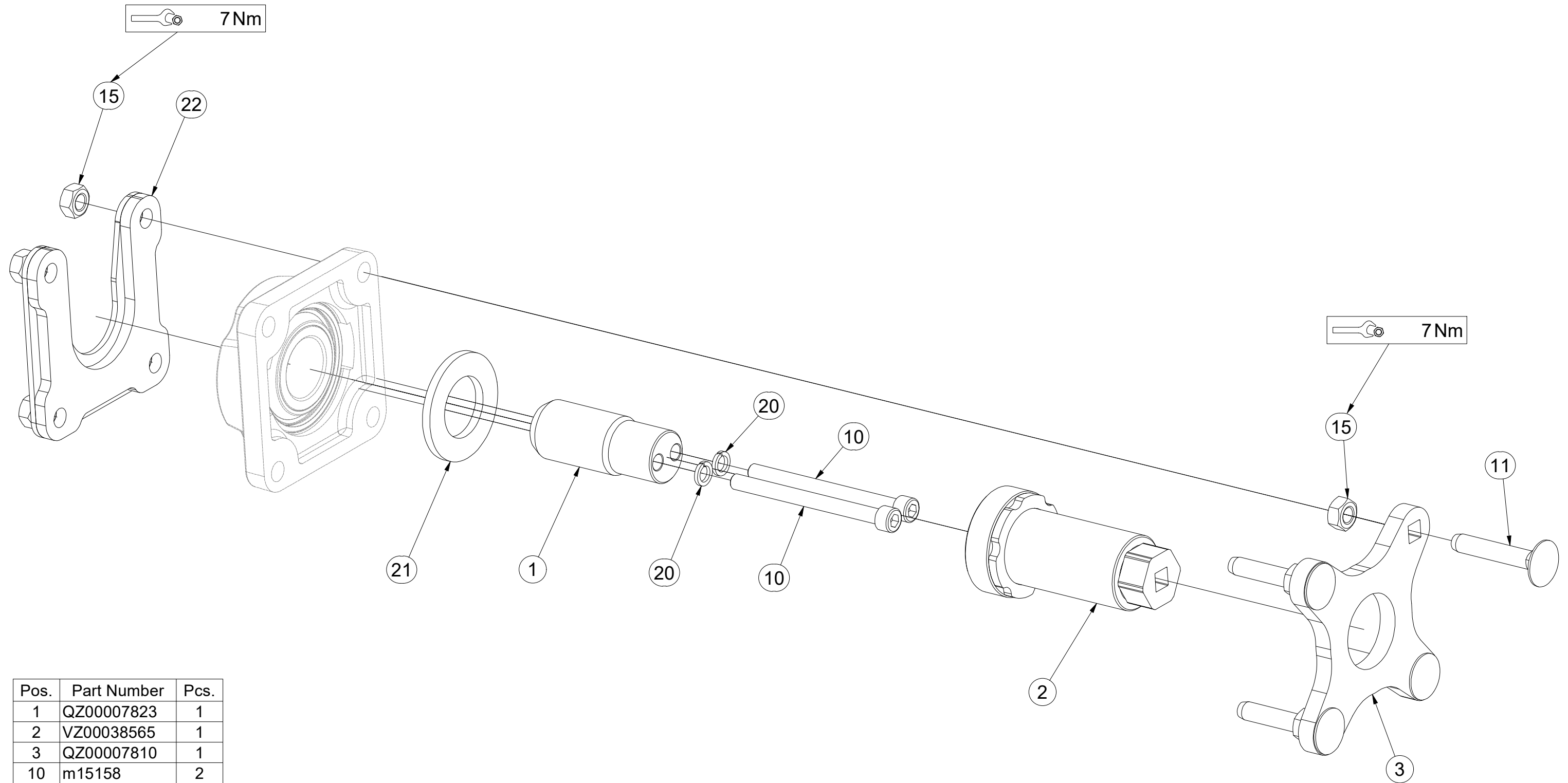
VZ00040530

ⒸGB FIXTURE
ⒸRU ПРИСТАВКА
ⒸPL PRZYRZĄD

Farmet



VZ00040530



Pos.	Part Number	Pcs.
1	QZ00007823	1
2	VZ00038565	1
3	QZ00007810	1
10	m15158	2
11	m17684	4
15	m10439	8
20	m01208	2
21	m03636	1
22	VZ00038574	1

Ⓒ SADA OVLÁDÁNÍ RADLIC

Ⓓ STEUERSATZ PFLUGSCHAREN

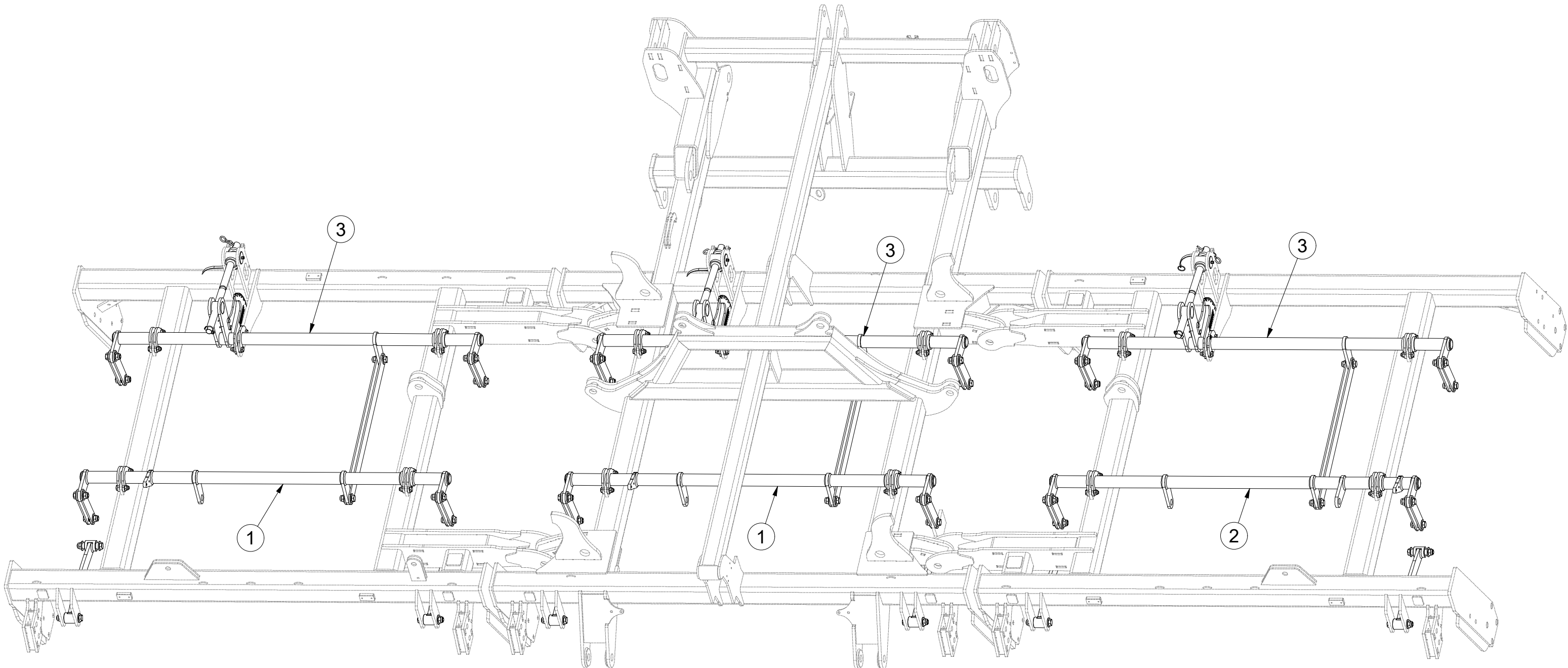
Ⓕ KIT DE COMMANDE DES SOCS

VZ00038381

Ⓖ SET OF PLOUGHSHARE CONTROL

Ⓔ КОМПЛЕКТ УПРАВЛЕНИЯ ЛАП

Ⓗ ZESTAW STEROWANIA RADLICAMI



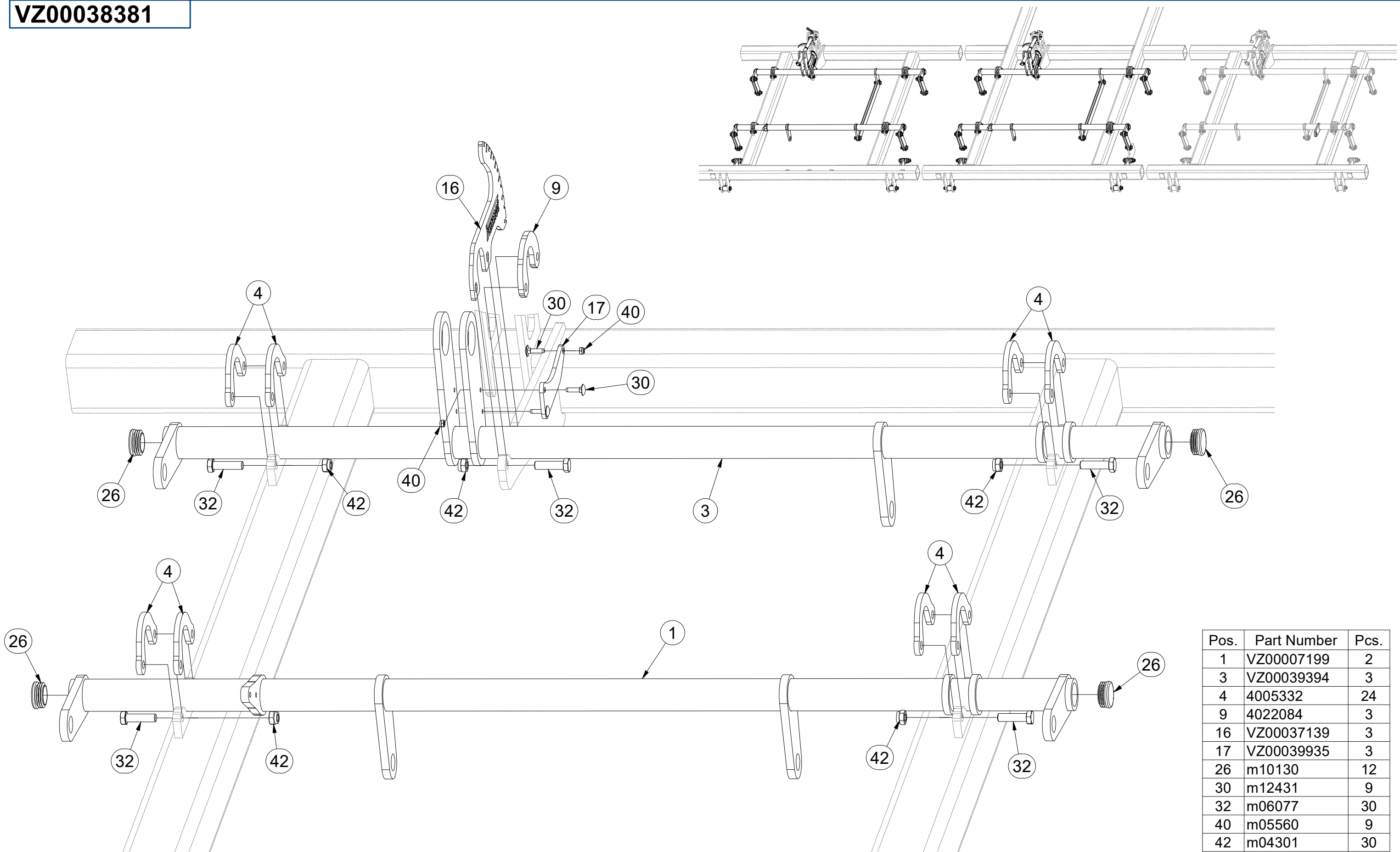
Pos.	Part Number	Pcs.
1	VZ00007199	2
2	VZ00042026	1
3	VZ00039394	3

CZ SADA OVLÁDÁNÍ RADLIC
 D STEUERSATZ PFLUGSCHAREN
 F KIT DE COMMANDE DES SOCS

GB SET OF PLOUGHSHARE CONTROL
 RU КОМПЛЕКТ УПРАВЛЕНИЯ ЛАП
 PL ZESTAW STEROWANIA RADLICAMI



VZ00038381



Pos.	Part Number	Pcs.
1	VZ00007199	2
3	VZ00039394	3
4	4005332	24
9	4022084	3
16	VZ00037139	3
17	VZ00039935	3
26	m10130	12
30	m12431	9
32	m06077	30
40	m05560	9
42	m04301	30

☉ SADA OVLÁDÁNÍ RADLIC

Ⓧ STEUERSATZ PFLUGSCHAREN

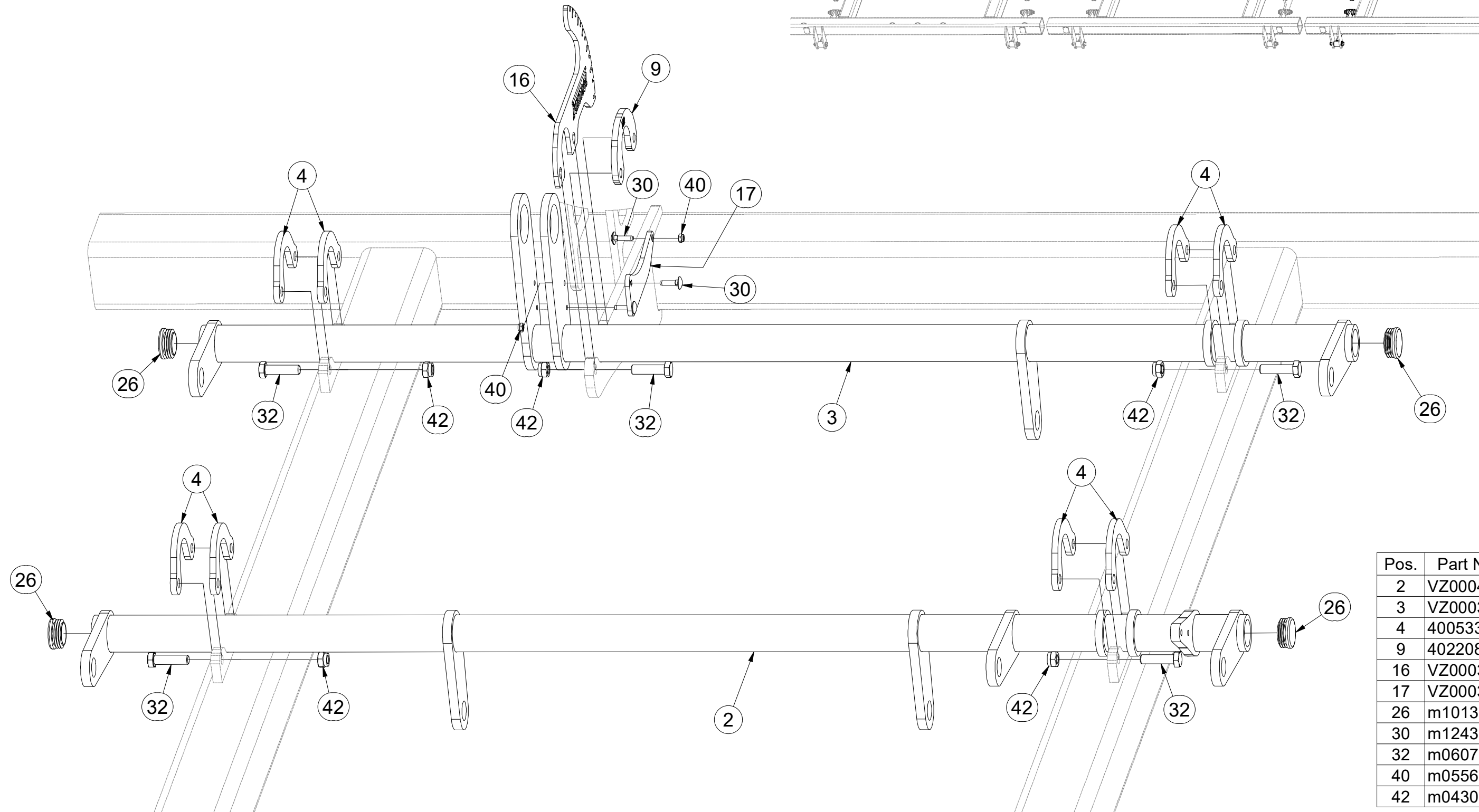
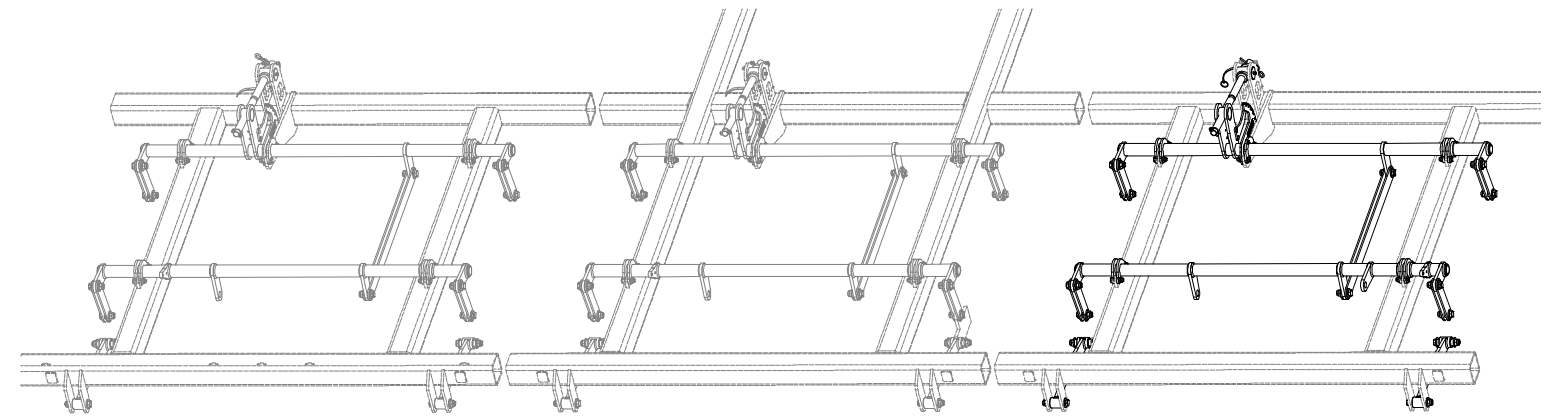
Ⓧ KIT DE COMMANDE DES SOCS

VZ00038381

☉ SET OF PLOUGHSHARE CONTROL

Ⓧ КОМПЛЕКТ УПРАВЛЕНИЯ ЛАП

Ⓧ ZESTAW STEROWANIA RADLICAMI



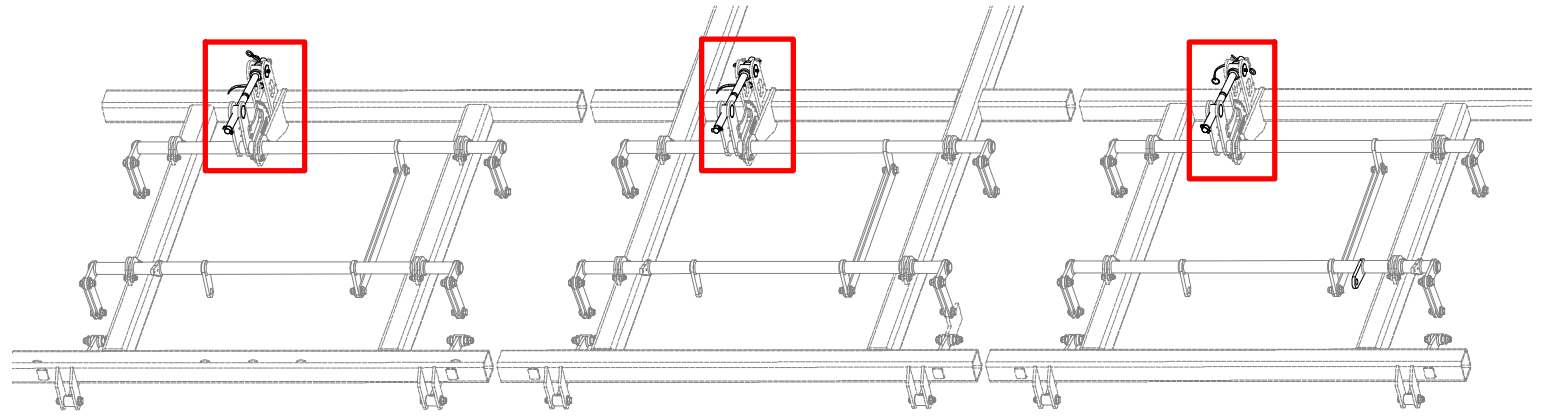
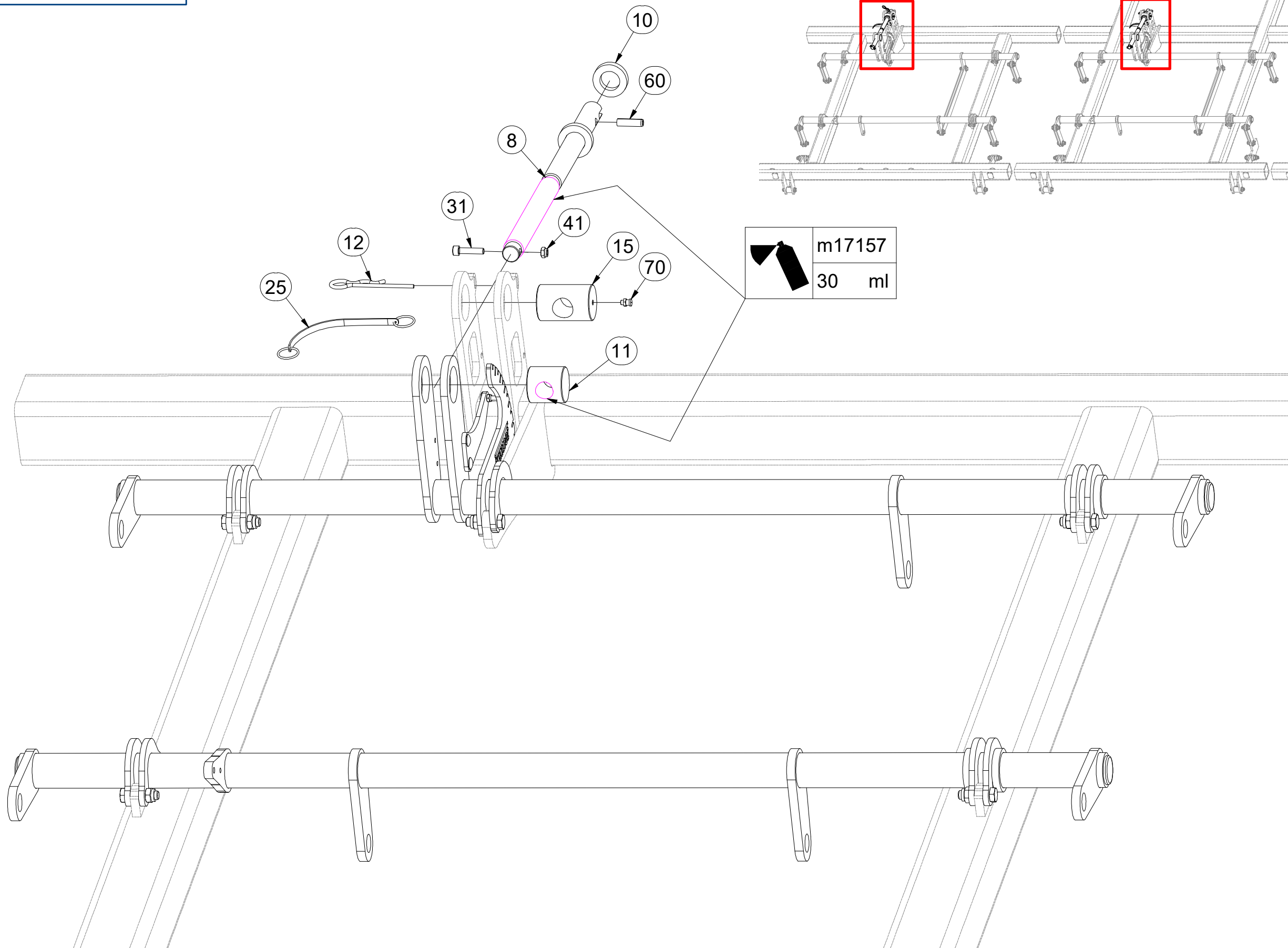
Pos.	Part Number	Pcs.
2	VZ00042026	1
3	VZ00039394	3
4	4005332	24
9	4022084	3
16	VZ00037139	3
17	VZ00039935	3
26	m10130	12
30	m12431	9
32	m06077	30
40	m05560	9
42	m04301	30

CZ SADA OVLÁDÁNÍ RADLIC
 D STEUERSATZ PFLUGSCHAREN
 F KIT DE COMMANDE DES SOCS

GB SET OF PLOUGHSHARE CONTROL
 RU КОМПЛЕКТ УПРАВЛЕНИЯ ЛАП
 PL ZESTAW STEROWANIA RADLICAMI



VZ00038381



Pos.	Part Number	Pcs.
8	4024250	3
10	9002560	3
11	4005340	3
12	m09988	3
15	9002114	3
25	m12467	3
31	m09464	3
41	m04503	3
60	m10736	3
70	m10451	3
76	m17157	90,00 ml

☉ SADA OVLÁDÁNÍ RADLIC

☉ STEUERSATZ PFLUGSCHAREN

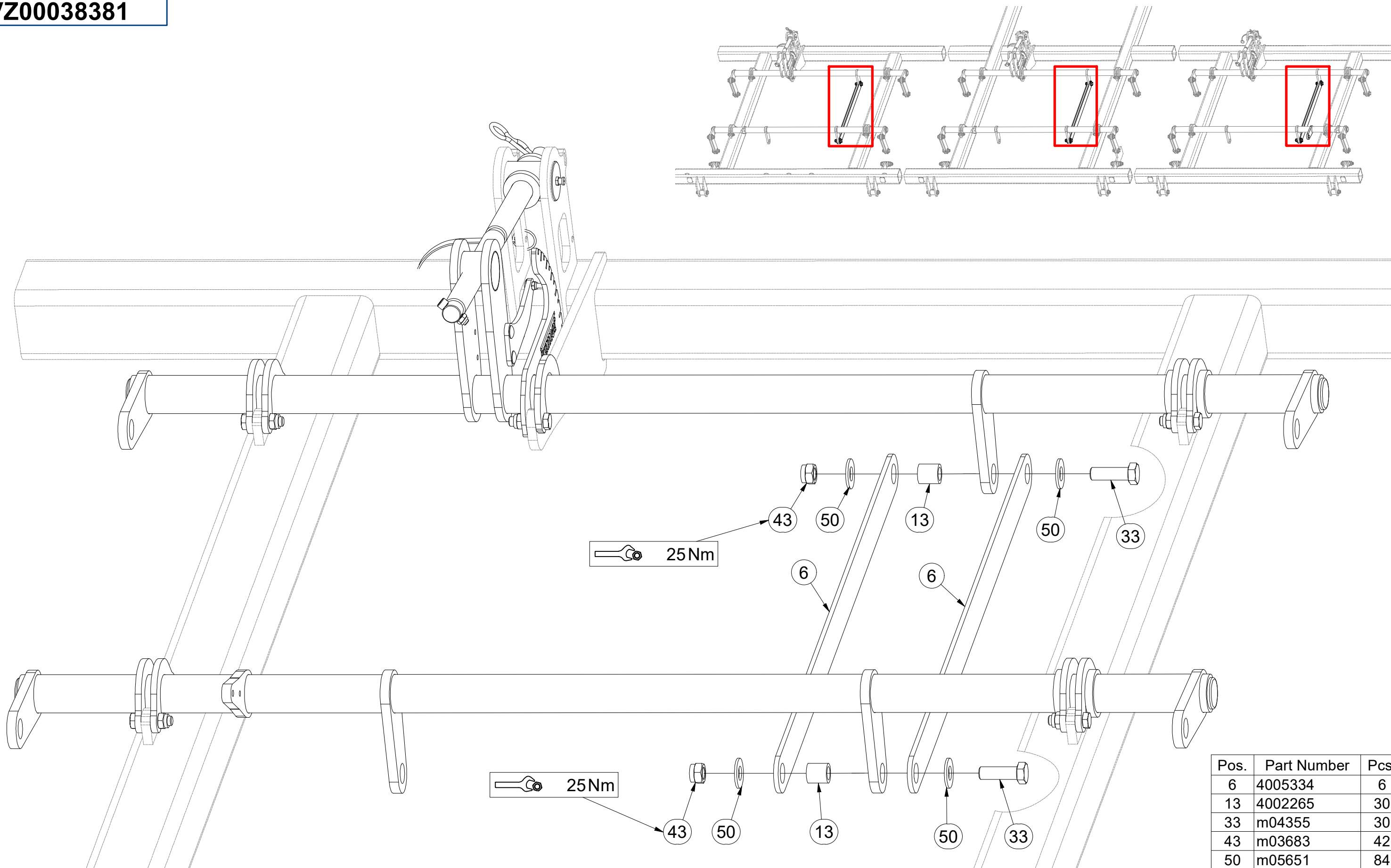
☉ KIT DE COMMANDE DES SOCS

VZ00038381

☉ SET OF PLOUGHSHARE CONTROL

☉ КОМПЛЕКТ УПРАВЛЕНИЯ ЛАП

☉ ZESTAW STEROWANIA RADLICAMI



Pos.	Part Number	Pcs.
6	4005334	6
13	4002265	30
33	m04355	30
43	m03683	42
50	m05651	84

Ⓒ SADA OVLÁDÁNÍ RADLIC

Ⓓ STEUERSATZ PFLUGSCHAREN

Ⓕ KIT DE COMMANDE DES SOCS

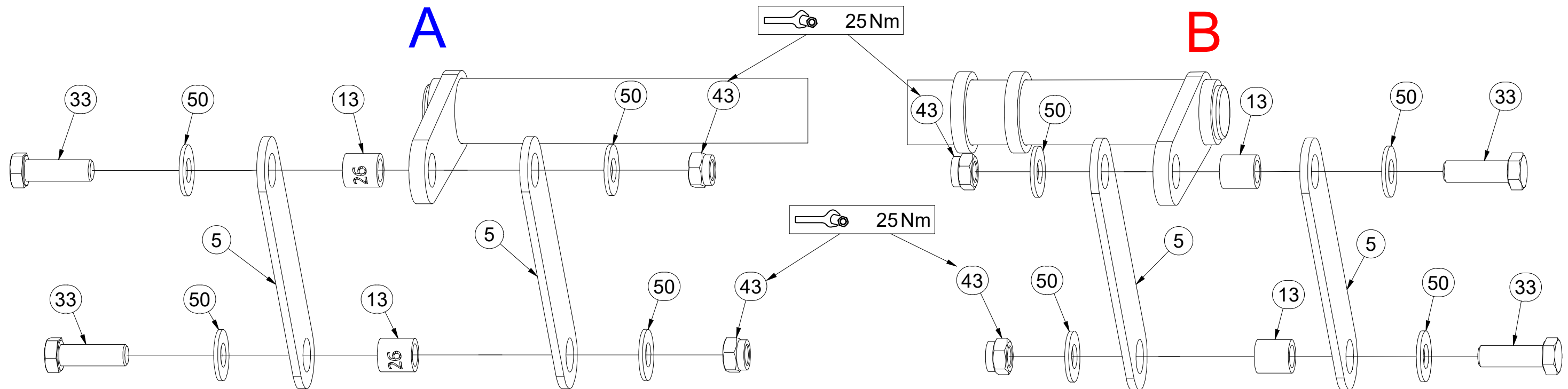
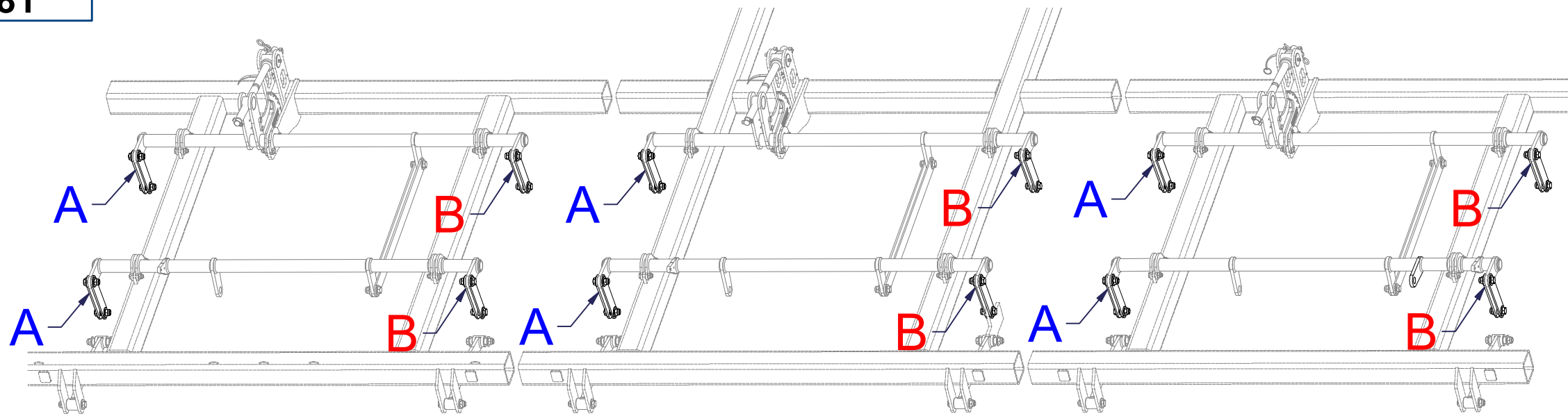
Ⓖ SET OF PLOUGHSHARE CONTROL

Ⓡ КОМПЛЕКТ УПРАВЛЕНИЯ ЛАП

Ⓢ ZESTAW STEROWANIA RADLICAMI



VZ00038381



Pos.	Part Number	Pcs.
5	4005333	24
13	4002265	30
33	m04355	30
43	m03683	42
50	m05651	84

Ⓒ SADA OVLÁDÁNÍ RADLIC

Ⓓ STEUERSATZ PFLUGSCHAREN

Ⓕ KIT DE COMMANDE DES SOCS

Ⓖ SET OF PLOUGHSHARE CONTROL

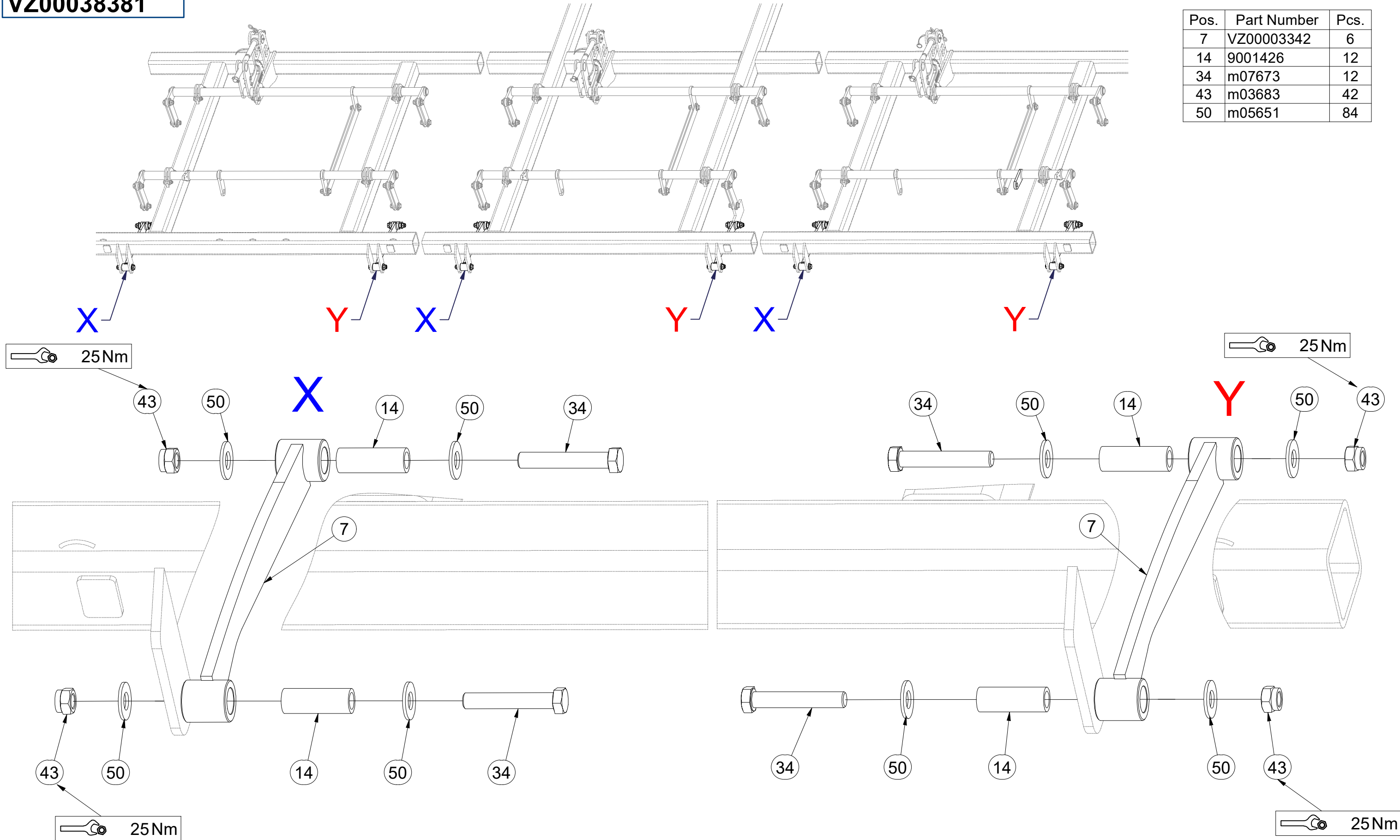
Ⓡ КОМПЛЕКТ УПРАВЛЕНИЯ ЛАП

Ⓟ ZESTAW STEROWANIA RADLICAMI



VZ00038381

Pos.	Part Number	Pcs.
7	VZ00003342	6
14	9001426	12
34	m07673	12
43	m03683	42
50	m05651	84



Ⓒ SADA RADLIC

Ⓓ SCHARSATZ

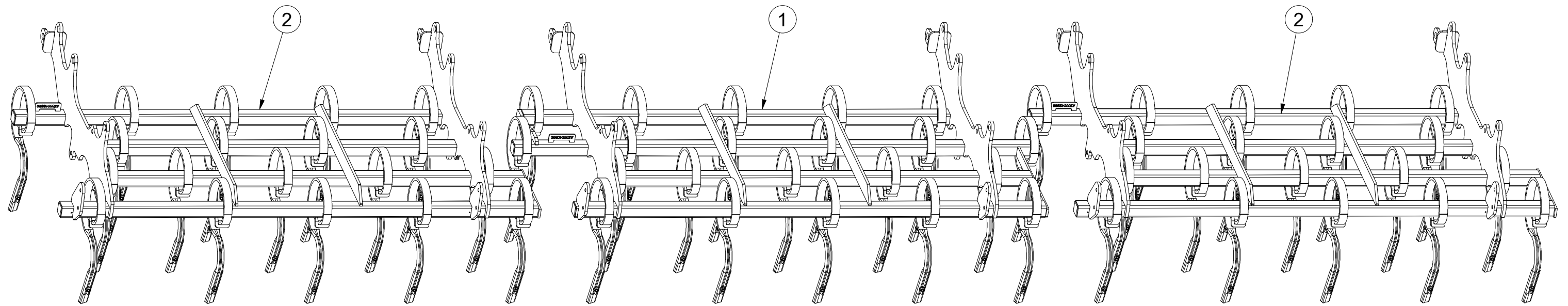
Ⓕ KIT DE SOCS

VZ00043383

Ⓖ SET OF PLOUGHSHARES

Ⓡ КОМПЛЕКТ ЛАП

Ⓟ ZESTAW REDLIC



Pos.	Part Number	Pcs.
1	VZ00040985	1
2	VZ00043355	2

Ⓒ SADA RADLIC

Ⓓ SCHARSATZ

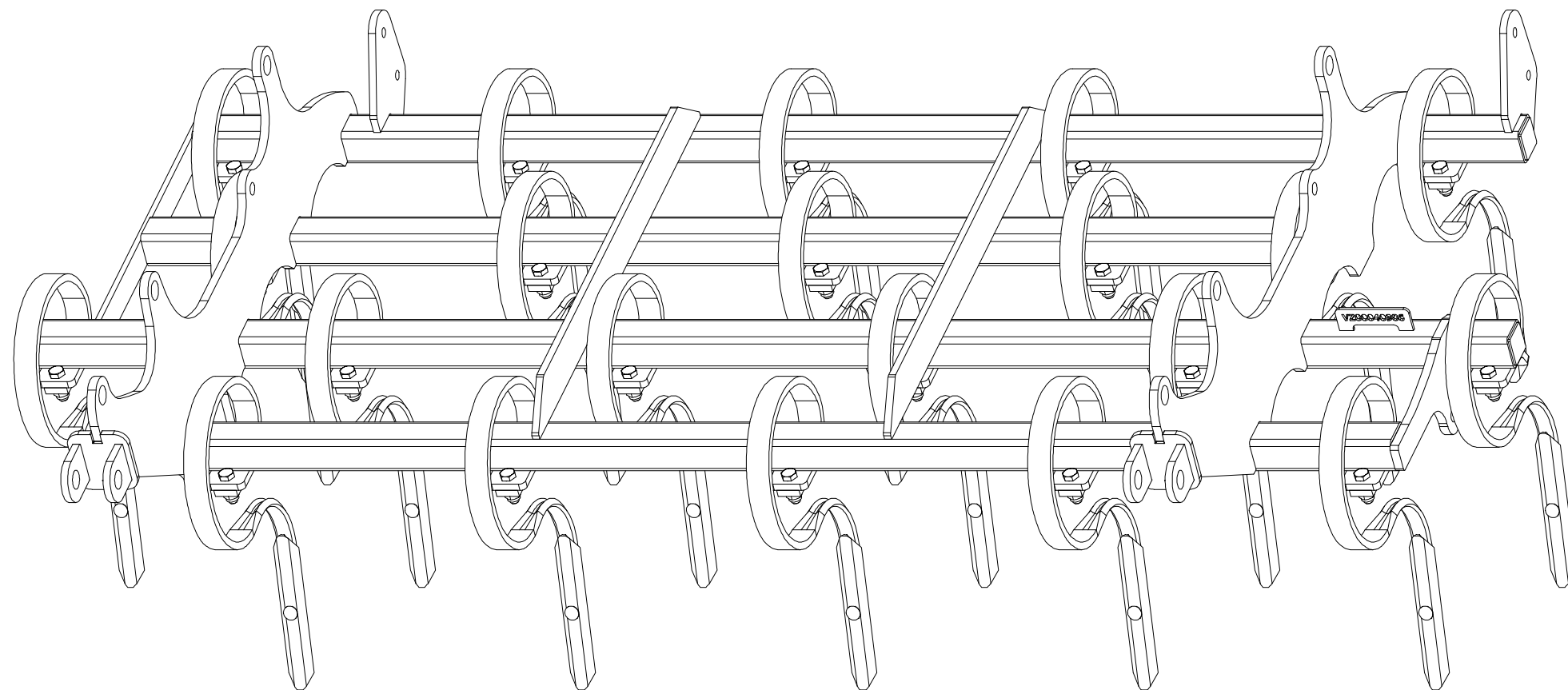
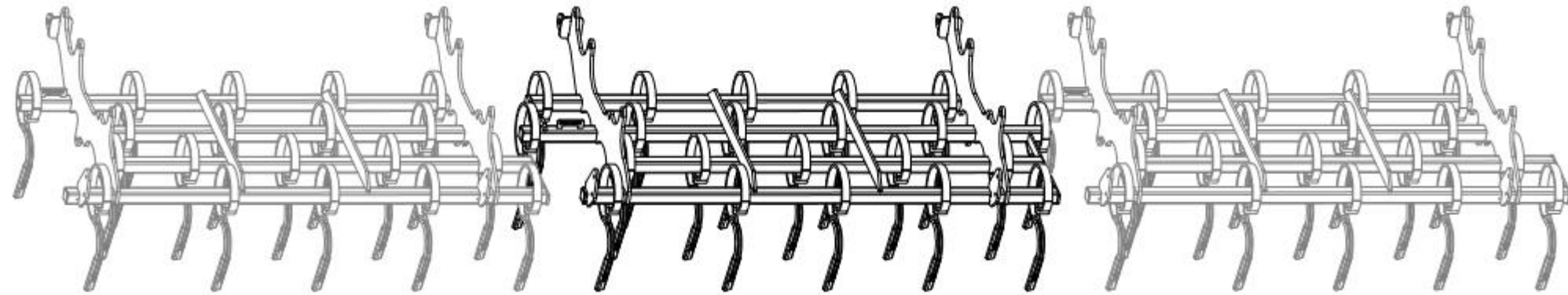
Ⓕ KIT DE SOCS

VZ00040985

Ⓖ SET OF PLOUGHSHARES

Ⓡ КОМПЛЕКТ ЛАП

Ⓟ ZESTAW REDLIC



Ⓒ SADA RADLIC

Ⓓ SCHARSATZ

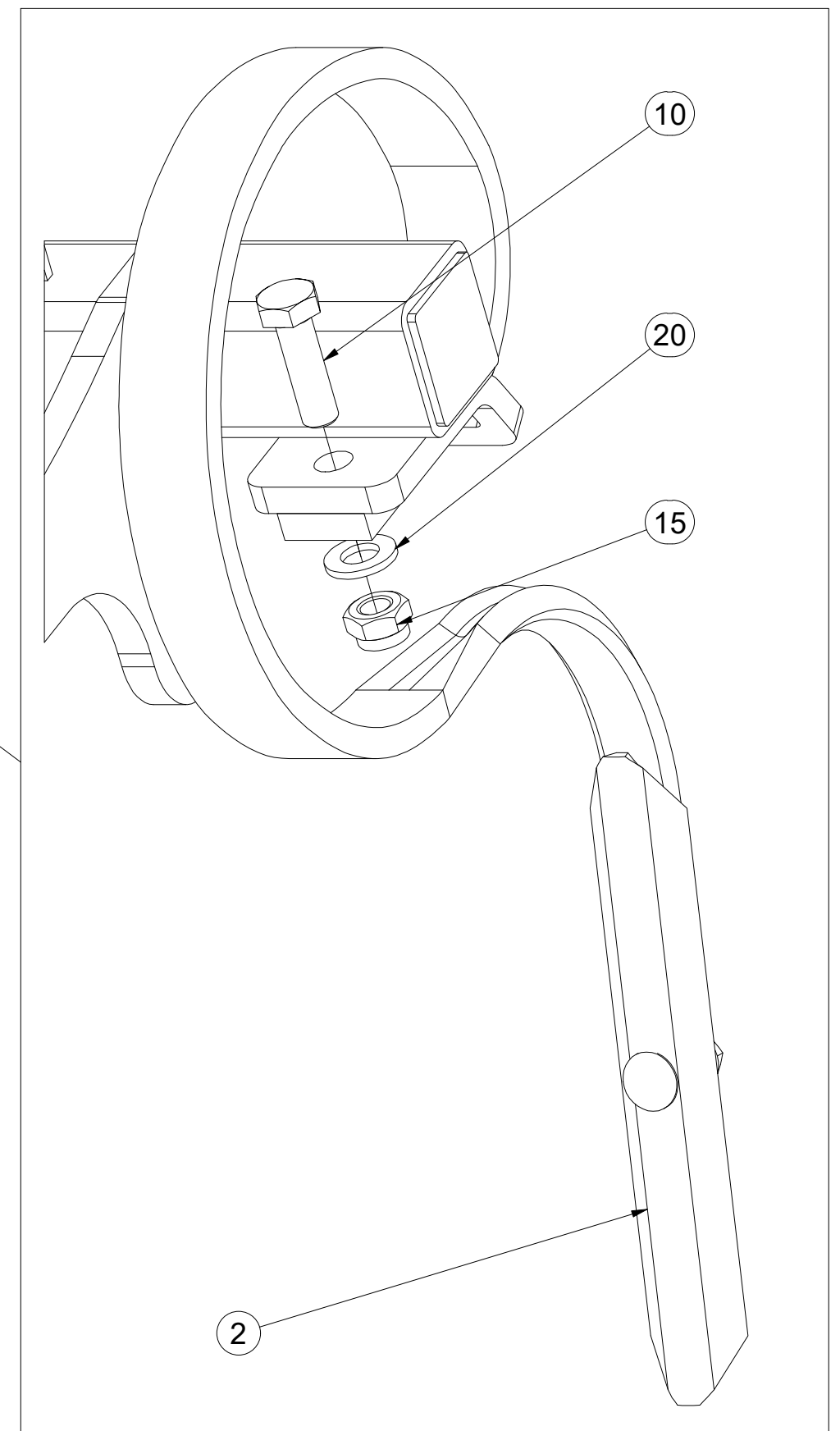
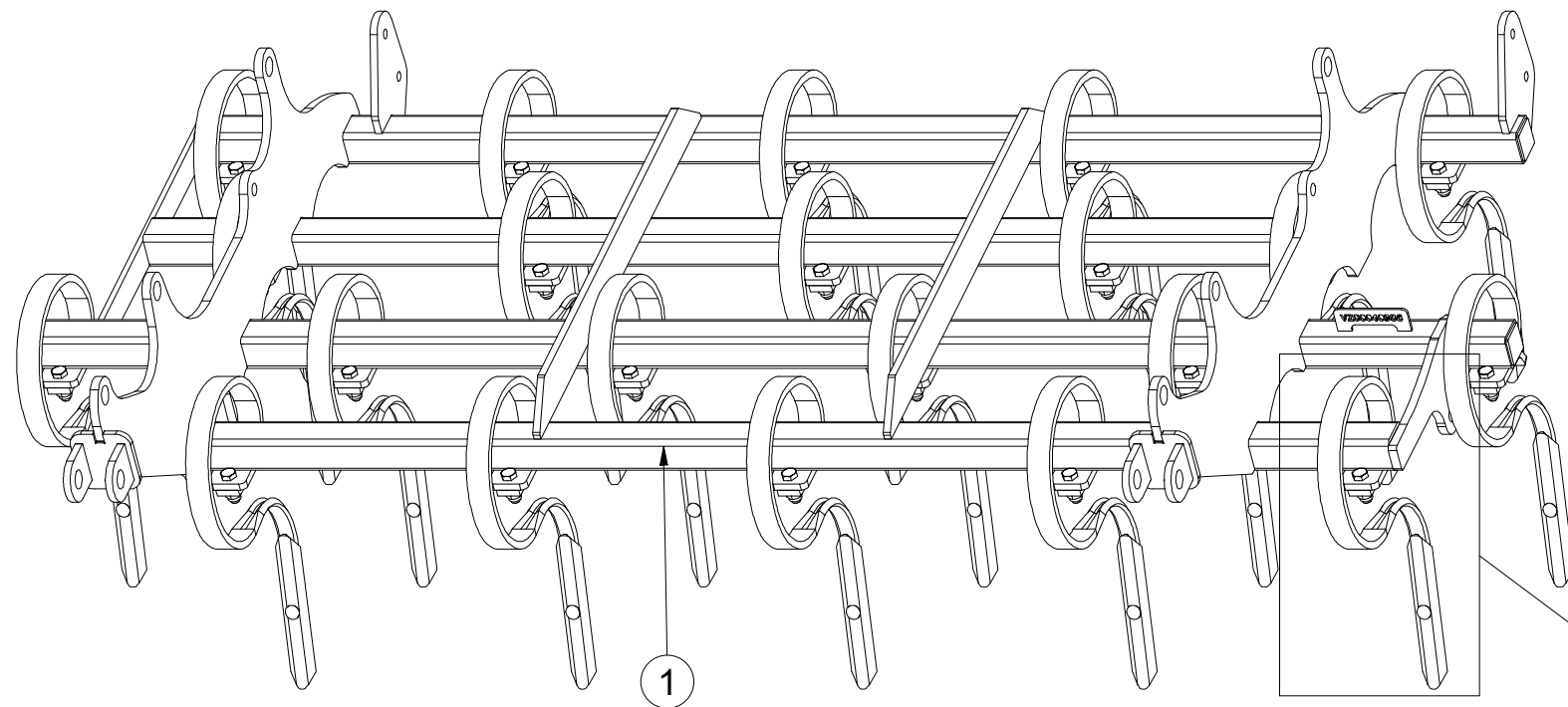
Ⓕ KIT DE SOCS

VZ00040985

Ⓖ SET OF PLOUGHSHARES

Ⓡ КОМПЛЕКТ ЛАП

Ⓢ ZESTAW REDLIC



Pos.	Part Number	Pcs.
1	VZ00040986	1
2	9002157	21
10	m03926	21
15	m04301	21
20	m01214	21

Ⓒ SADA RADLIC

Ⓓ SCHARSATZ

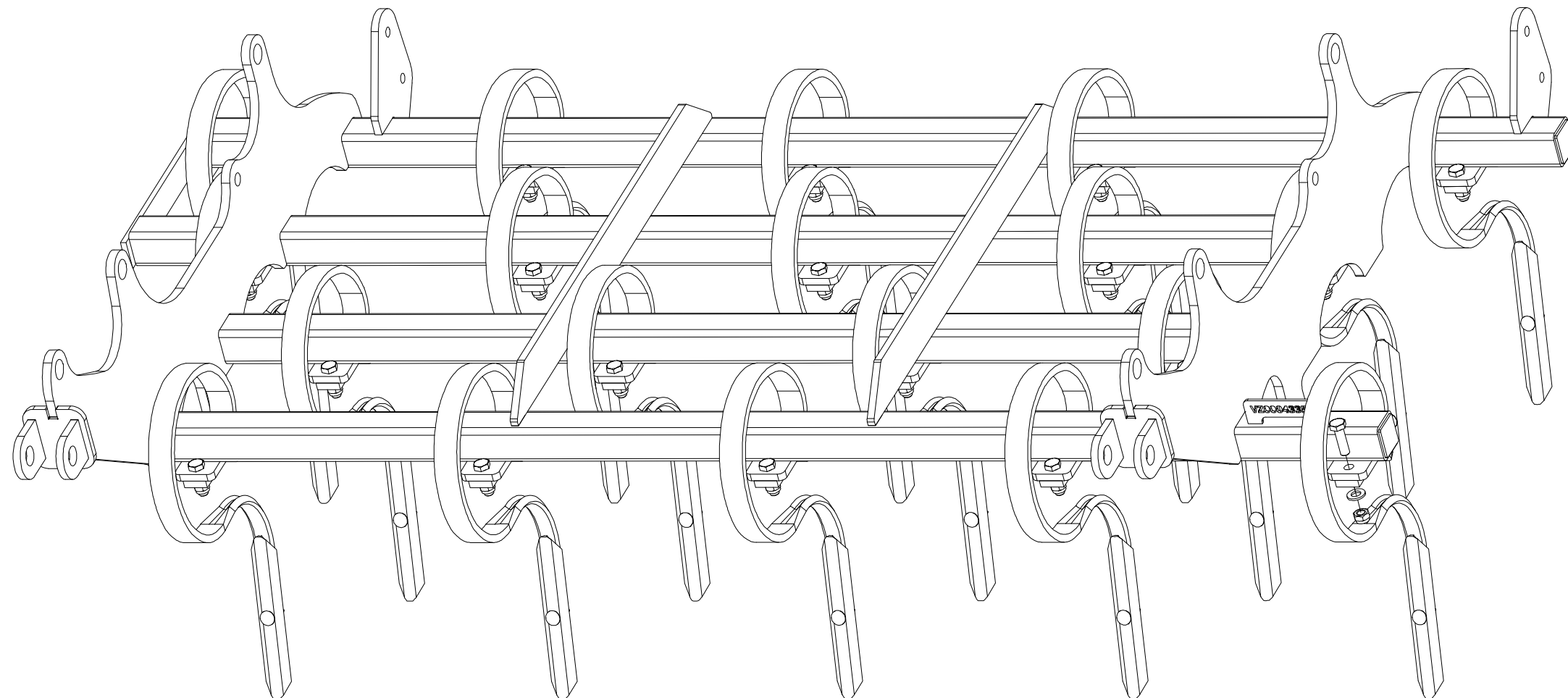
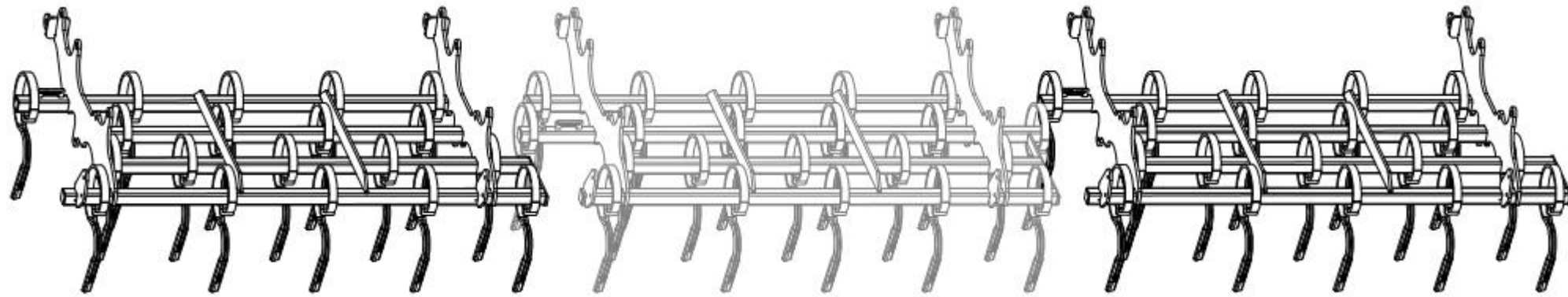
Ⓕ KIT DE SOCS

VZ00043355

Ⓖ SET OF PLOUGHSHARES

Ⓡ КОМПЛЕКТ ЛАП

Ⓟ ZESTAW REDLIC



Ⓒ SADA RADLIC

Ⓓ SCHARSATZ

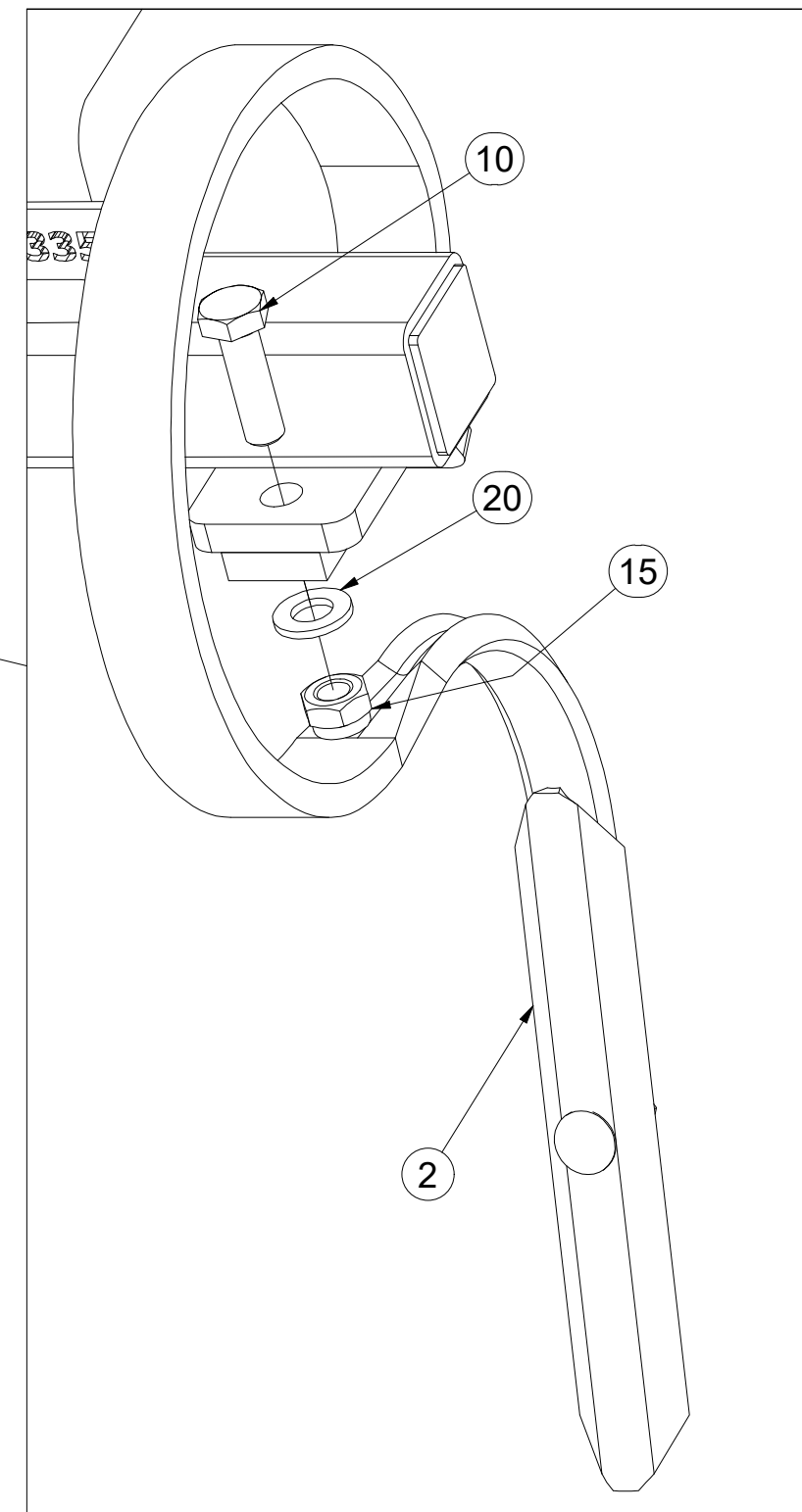
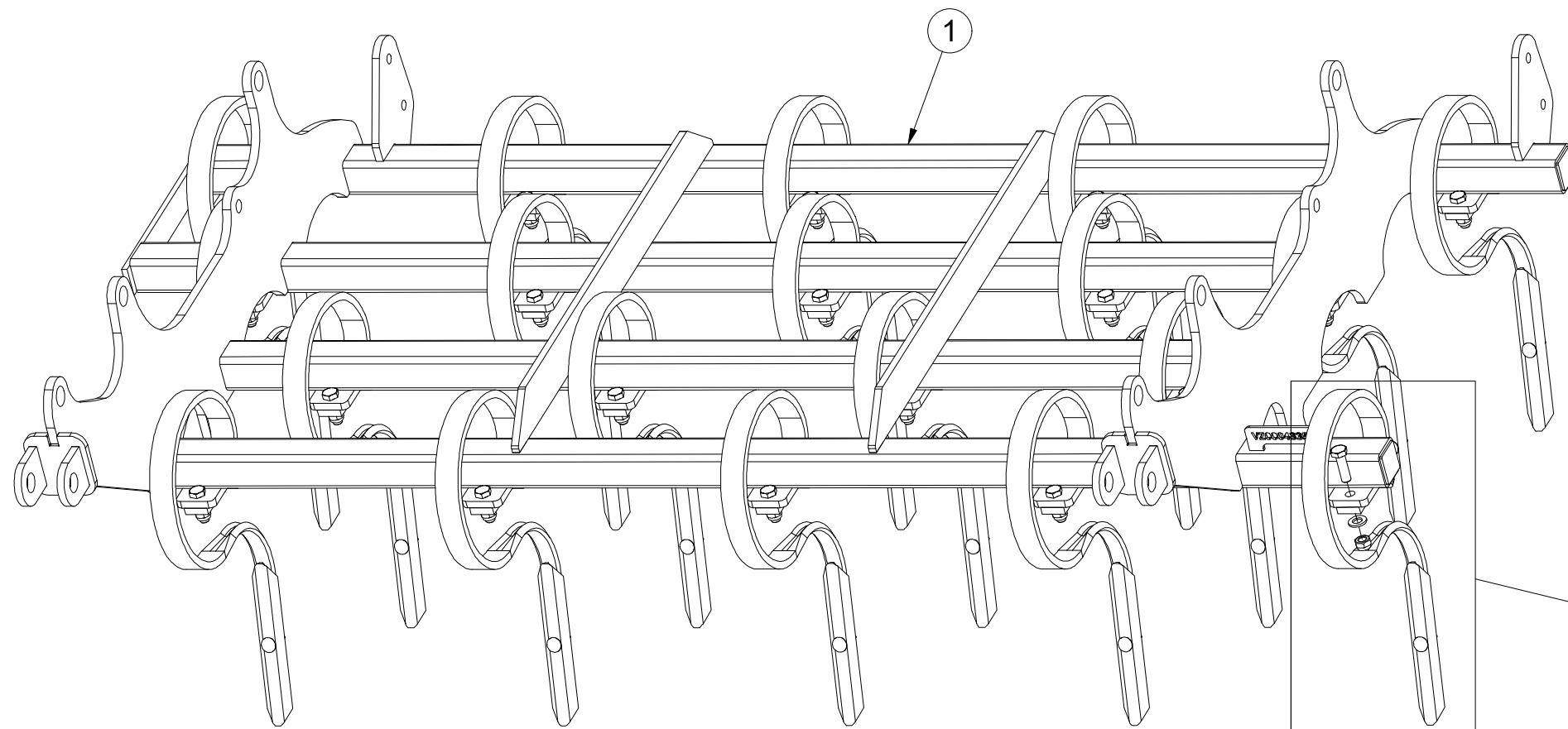
Ⓕ KIT DE SOCS

VZ00043355

Ⓖ SET OF PLOUGHSHARES

Ⓡ КОМПЛЕКТ ЛАП

Ⓢ ZESTAW REDLIC



Pos.	Part Number	Pcs.
1	VZ00043356	1
2	9002157	19
10	m03926	19
15	m04301	19
20	m01214	19

Ⓒ DLÁTOVÁ RADLICE

Ⓓ MEISSELSCHAR

Ⓕ AILE EN CISEAUX

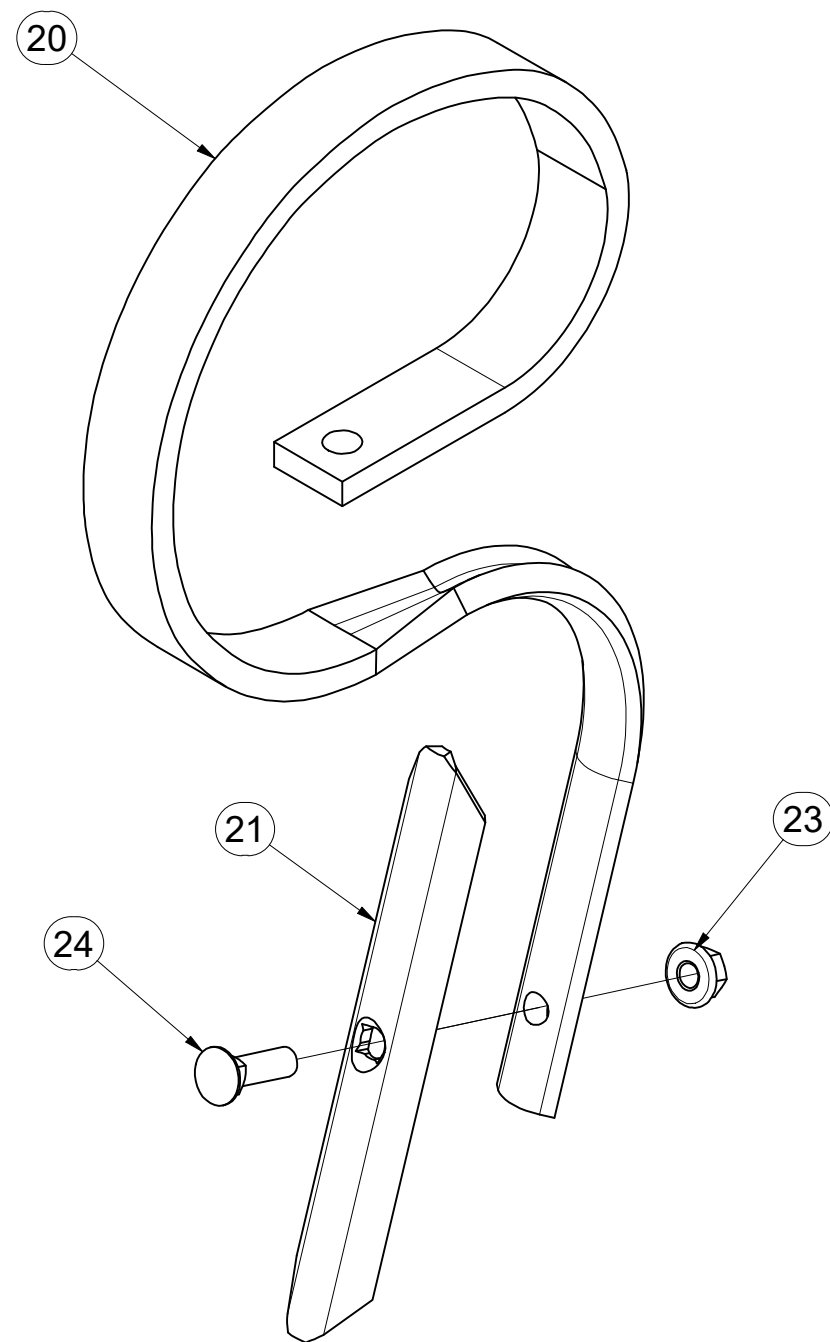
9002157

Ⓖ BIT SHARE

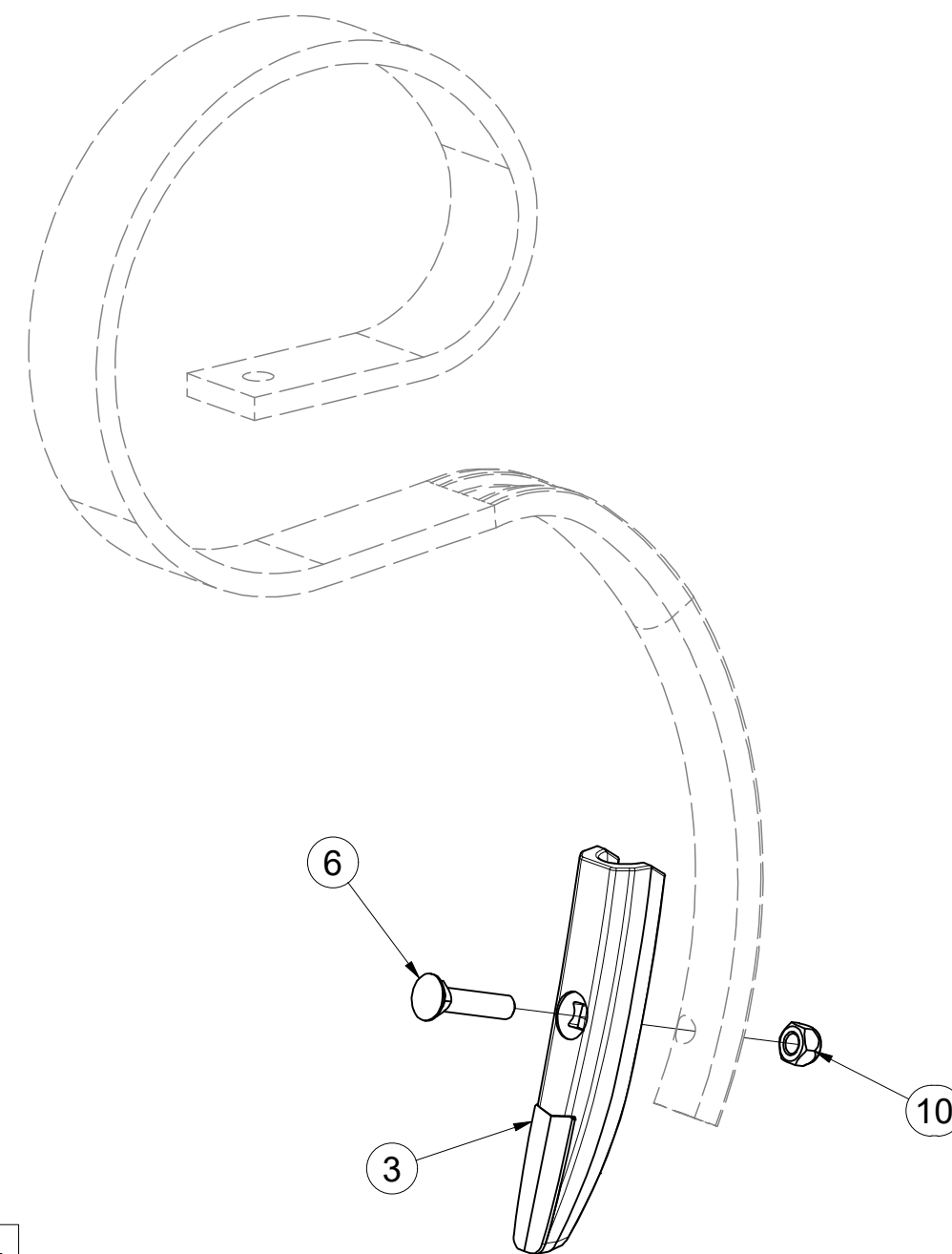
Ⓡ ЧИЗЕЛЬНАЯ ЛАПА

Ⓟ LEMIESZ DŁUTOWA

Farmet



Pos.	Part Number	Pcs.
20	m05406	1
21	m05682	1
23	m05693	1
24	m05684	1



Pos.	Part Number	Pcs.
3	4011647	1
6	m16625	1
10	m11530	1

Ⓒ SADA SMYKŮ RADLIC

Ⓓ SATZ SCHARSCHLEPPEN

Ⓕ KIT DE NIVELEURS DES SOCS

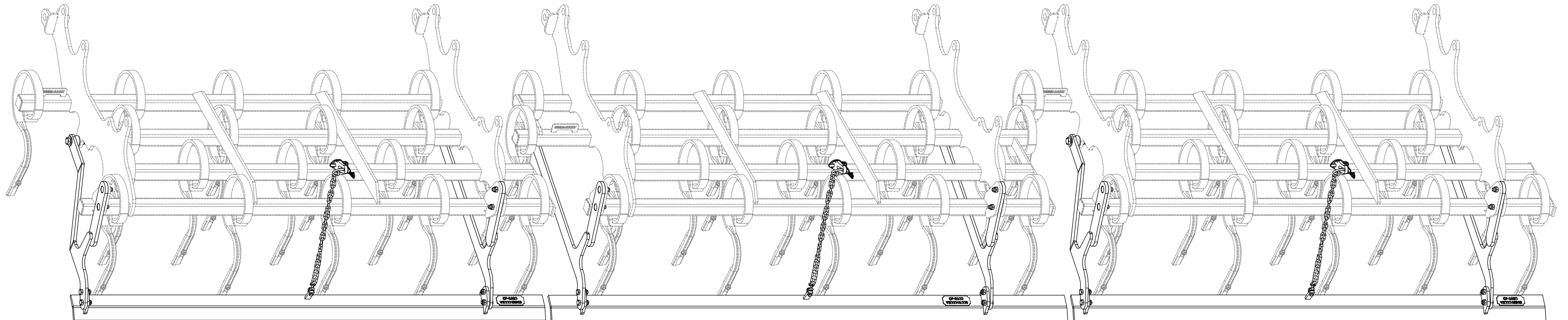
VZ00043384

Ⓖ SET OF PLOUGHSHARE LEVELLING BARS

Ⓡ КОМПЛЕКТ БОРОН ЛАП

Ⓟ ZESTAW WŁÓK REDLIC

Farmet



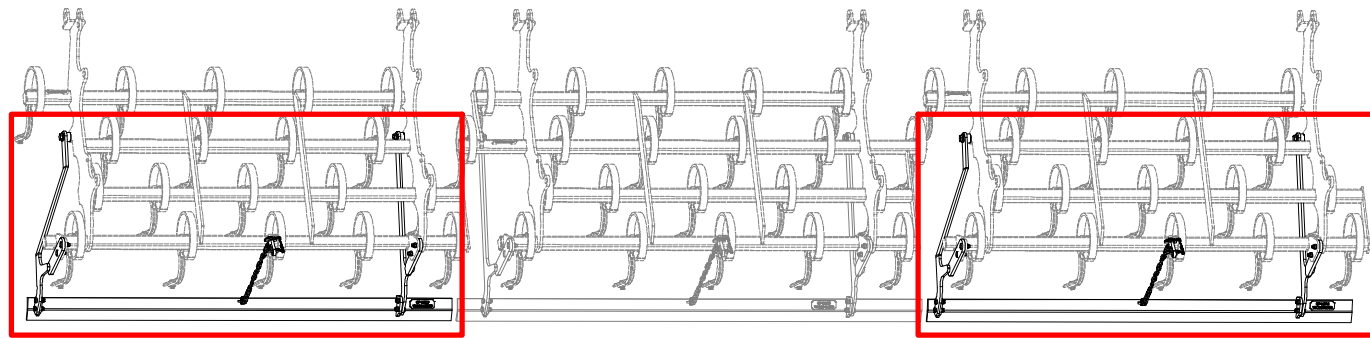
- Ⓒ SADA SMYKŮ RADLIC
- Ⓓ SATZ SCHARSCHLEPPEN
- Ⓕ KIT DE NIVELEURS DES SOCS

- Ⓖ SET OF PLOUGHSHARE LEVELLING BARS
- Ⓡ КОМПЛЕКТ БОРОН ЛАП
- Ⓟ ZESTAW WŁÓK REDLIC

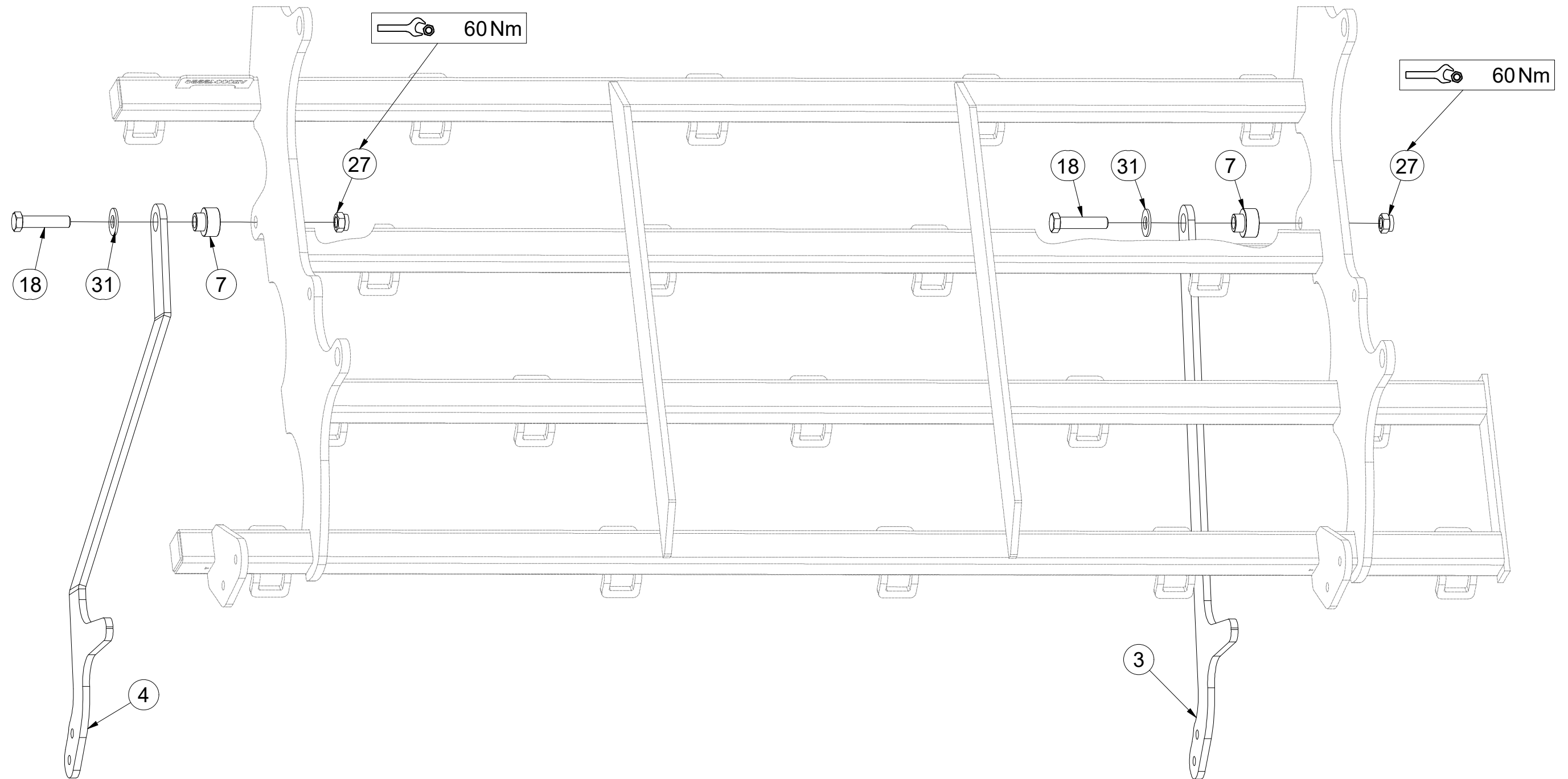


VZ00043384

1.



Pos.	Part Number	Pcs.
3	VZ00040996	4
4	VZ00043361	2
7	VZ00022741	6
18	m18147	6
27	m03683	6
31	m05651	6



Ⓒ SADA SMYKŮ RADLIC

Ⓓ SATZ SCHARSCHLEPPEN

Ⓕ KIT DE NIVELEURS DES SOCS

Ⓖ SET OF PLOUGHSHARE LEVELLING BARS

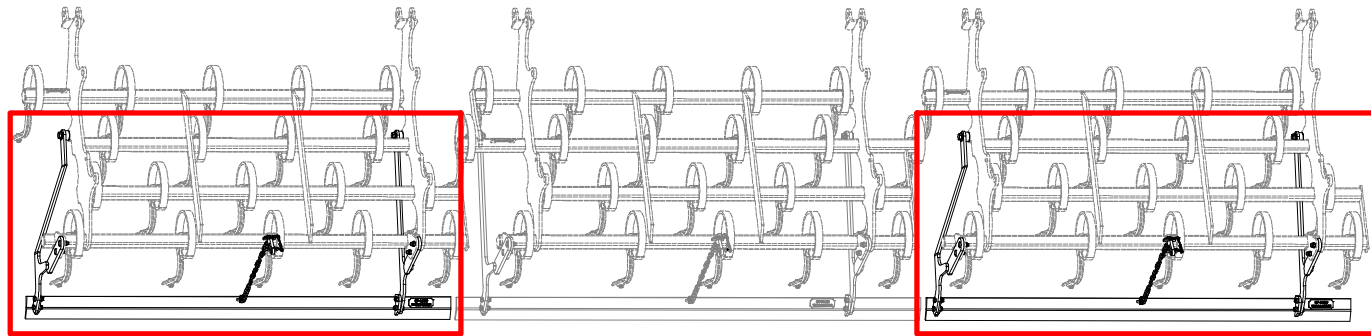
Ⓡ КОМПЛЕКТ БОРОН ЛАП

Ⓟ ZESTAW WŁÓK REDLIC

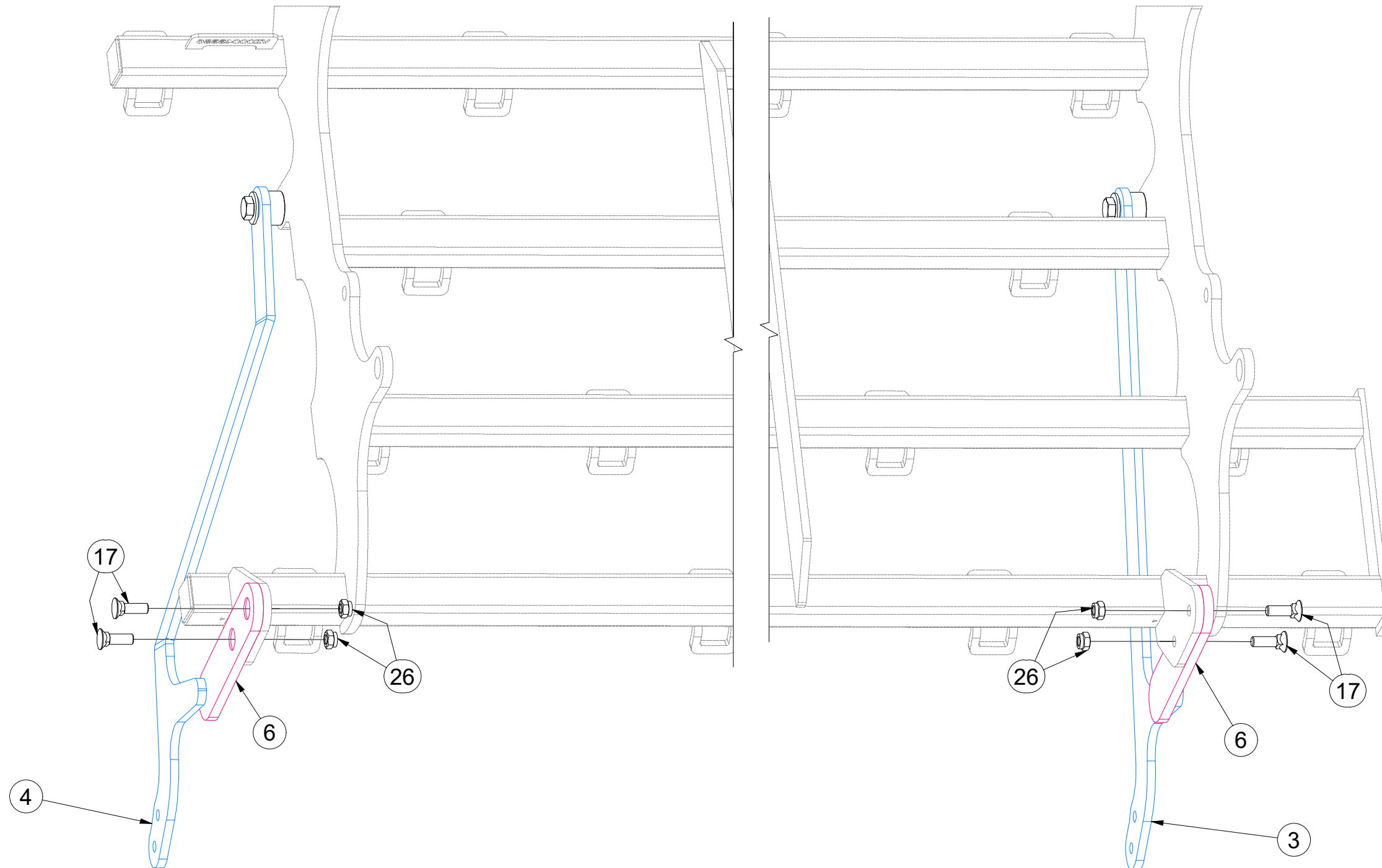


VZ00043384

2.



Pos.	Part Number	Pcs.
3	VZ00040996	4
4	VZ00043361	2
6	VZ00021526	6
17	m02491	12
26	m04301	24



Ⓒ SADA SMYKŮ RADLIC

Ⓓ SATZ SCHARSCHLEPPEN

Ⓕ KIT DE NIVELEURS DES SOCS

Ⓖ SET OF PLOUGHSHARE LEVELLING BARS

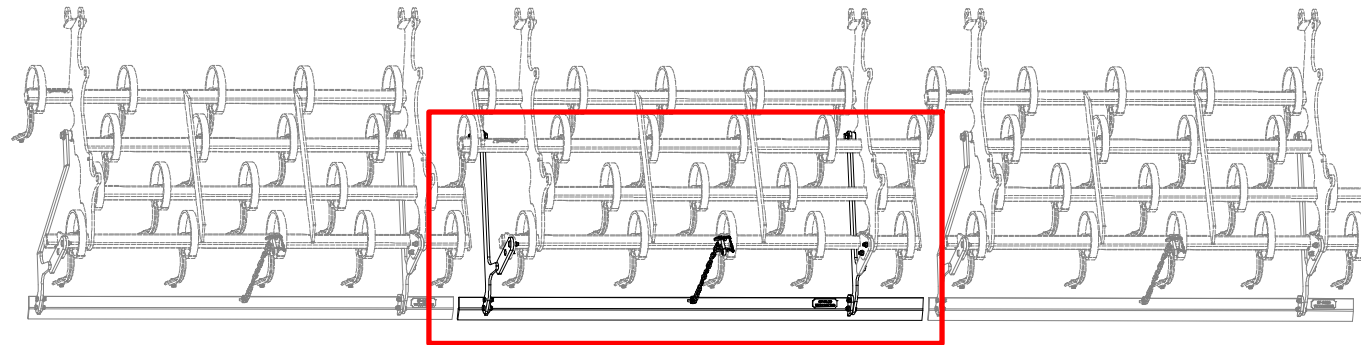
Ⓡ КОМПЛЕКТ БОРОН ЛАП

Ⓟ ZESTAW WŁÓK REDLIC

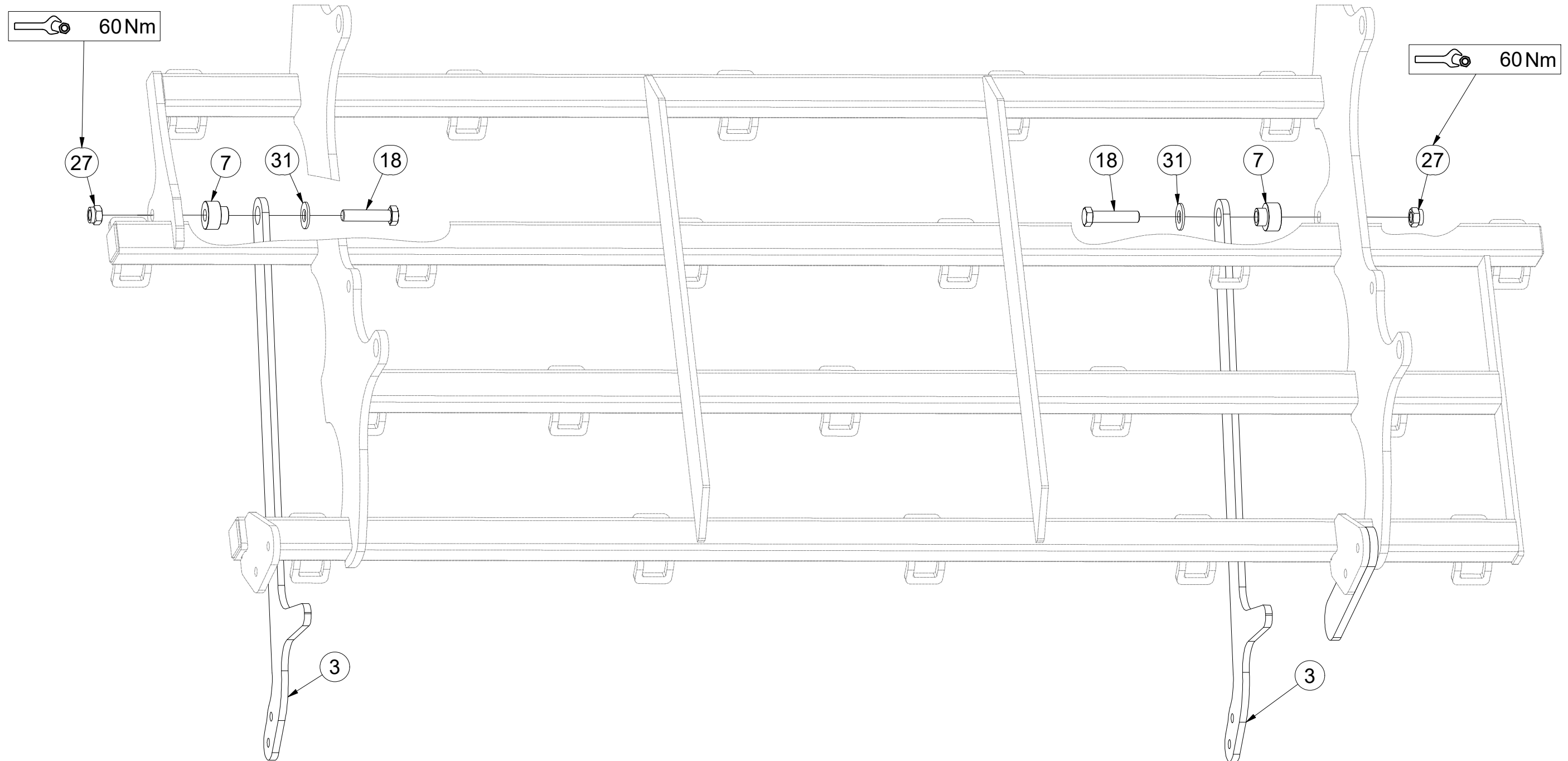


VZ00043384

1.



Pos.	Part Number	Pcs.
3	VZ00040996	4
7	VZ00022741	6
18	m18147	6
27	m03683	6
31	m05651	6



Ⓒ SADA SMYKŮ RADLIC

Ⓓ SATZ SCHARSCHLEPPEN

Ⓕ KIT DE NIVELEURS DES SOCS

Ⓖ SET OF PLOUGHSHARE LEVELLING BARS

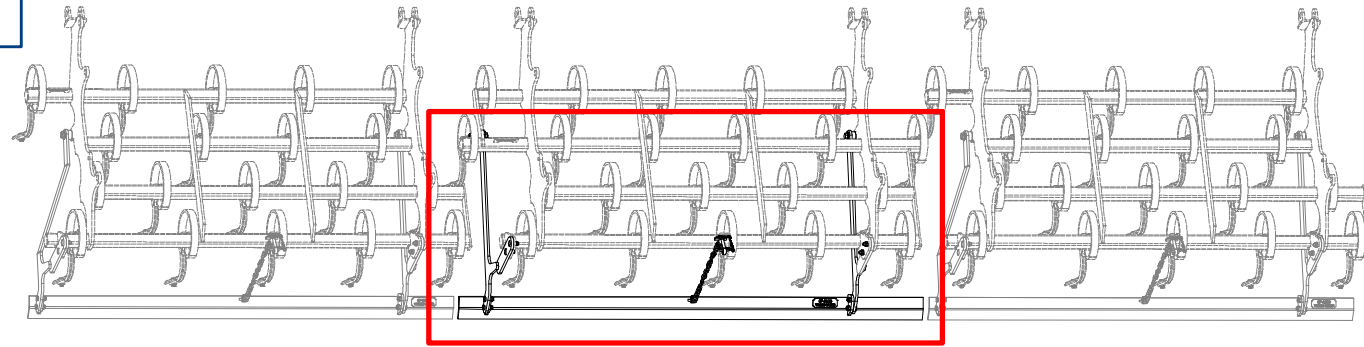
Ⓡ КОМПЛЕКТ БОРОН ЛАП

Ⓟ ZESTAW WŁÓK REDLIC

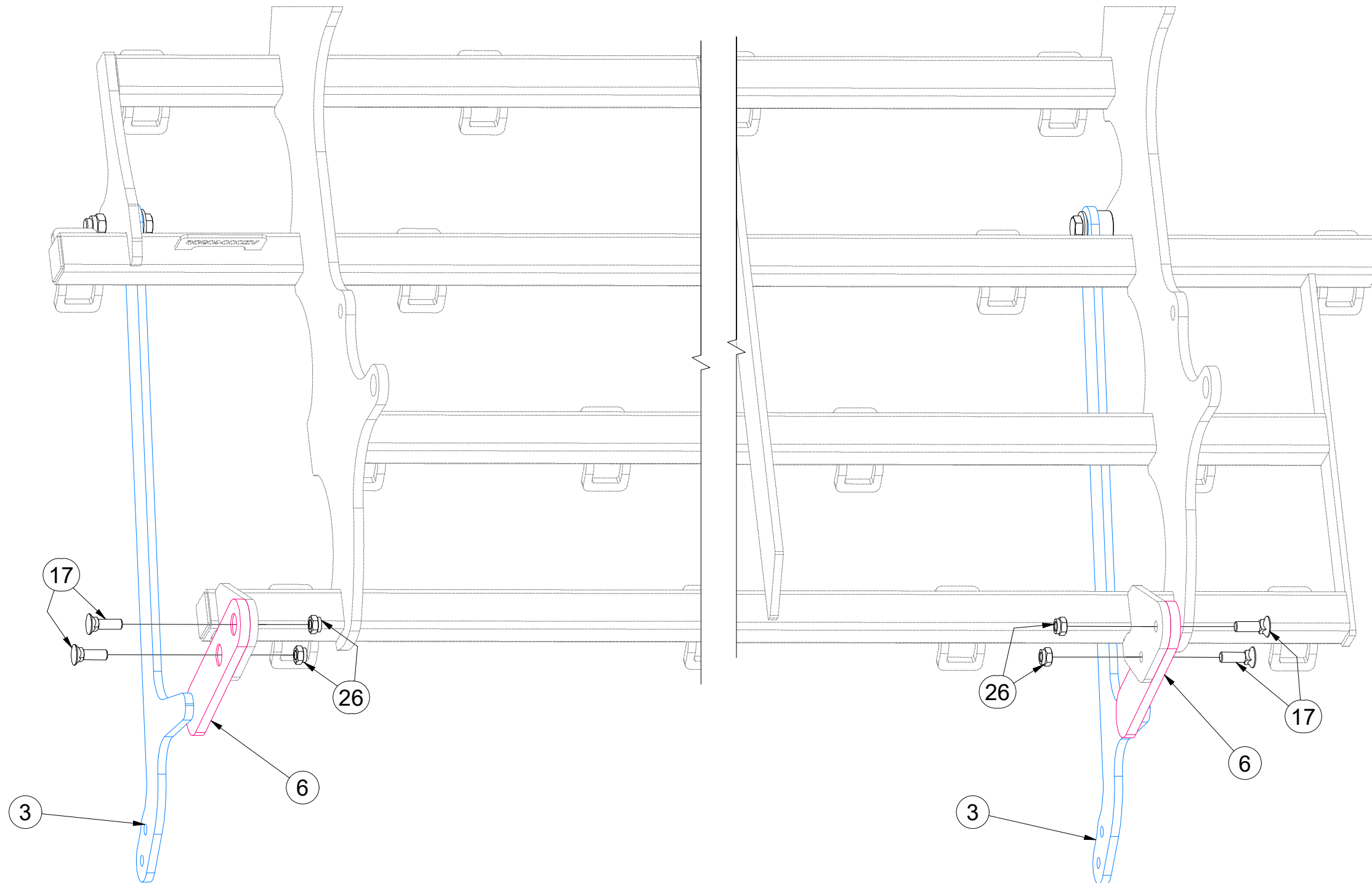


VZ00043384

2.



Pos.	Part Number	Pcs.
3	VZ00040996	4
6	VZ00021526	6
17	m02491	12
26	m04301	24

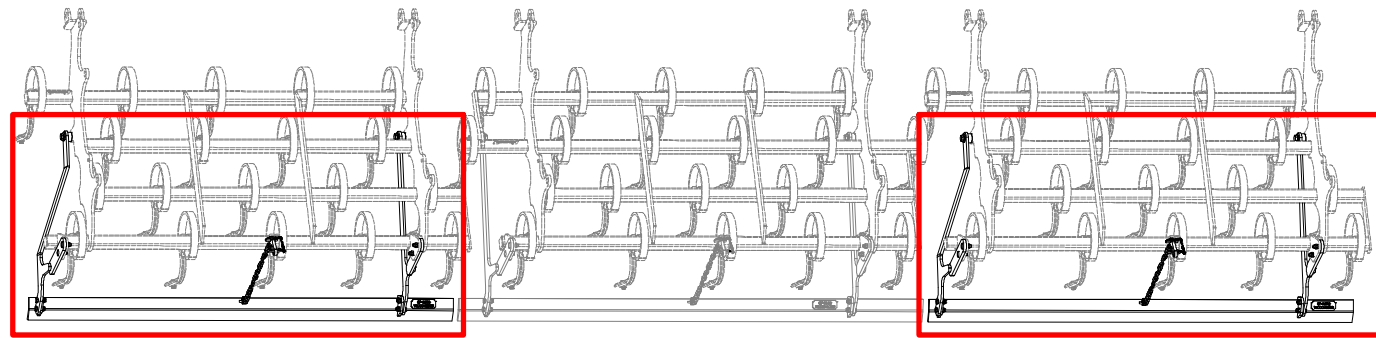


- Ⓒ SADA SMYKŮ RADLIC
- Ⓓ SATZ SCHARSCHLEPPEN
- Ⓕ KIT DE NIVELEURS DES SOCS

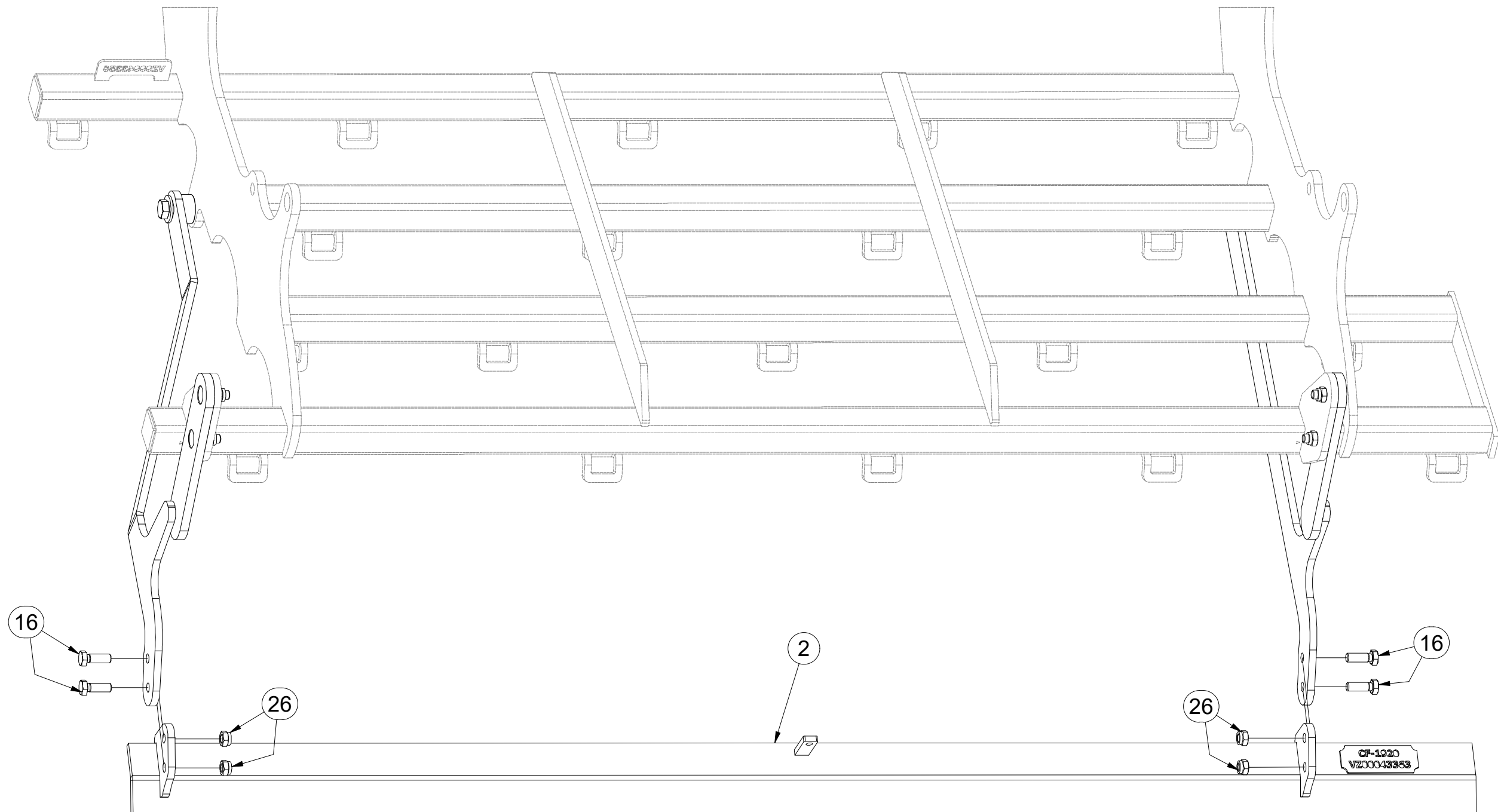
- Ⓖ SET OF PLOUGHSHARE LEVELLING BARS
- Ⓡ КОМПЛЕКТ БОРОН ЛАП
- Ⓟ ZESTAW WŁÓK REDLIC



VZ00043384



Pos.	Part Number	Pcs.
2	VZ00043363	2
16	m04343	12
26	m04301	24



Ⓒ SADA SMYKŮ RADLIC

Ⓓ SATZ SCHARSCHLEPPEN

Ⓕ KIT DE NIVELEURS DES SOCS

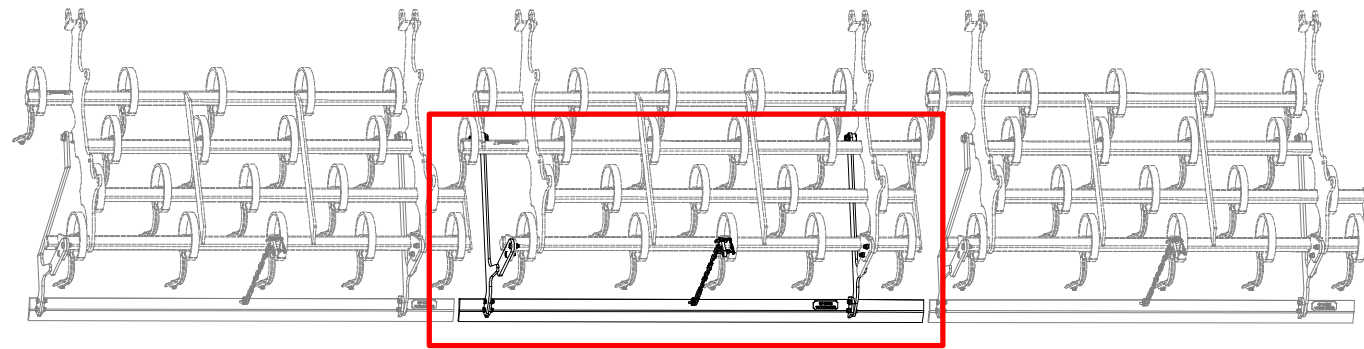
Ⓖ SET OF PLOUGHSHARE LEVELLING BARS

Ⓡ КОМПЛЕКТ БОРОН ЛАП

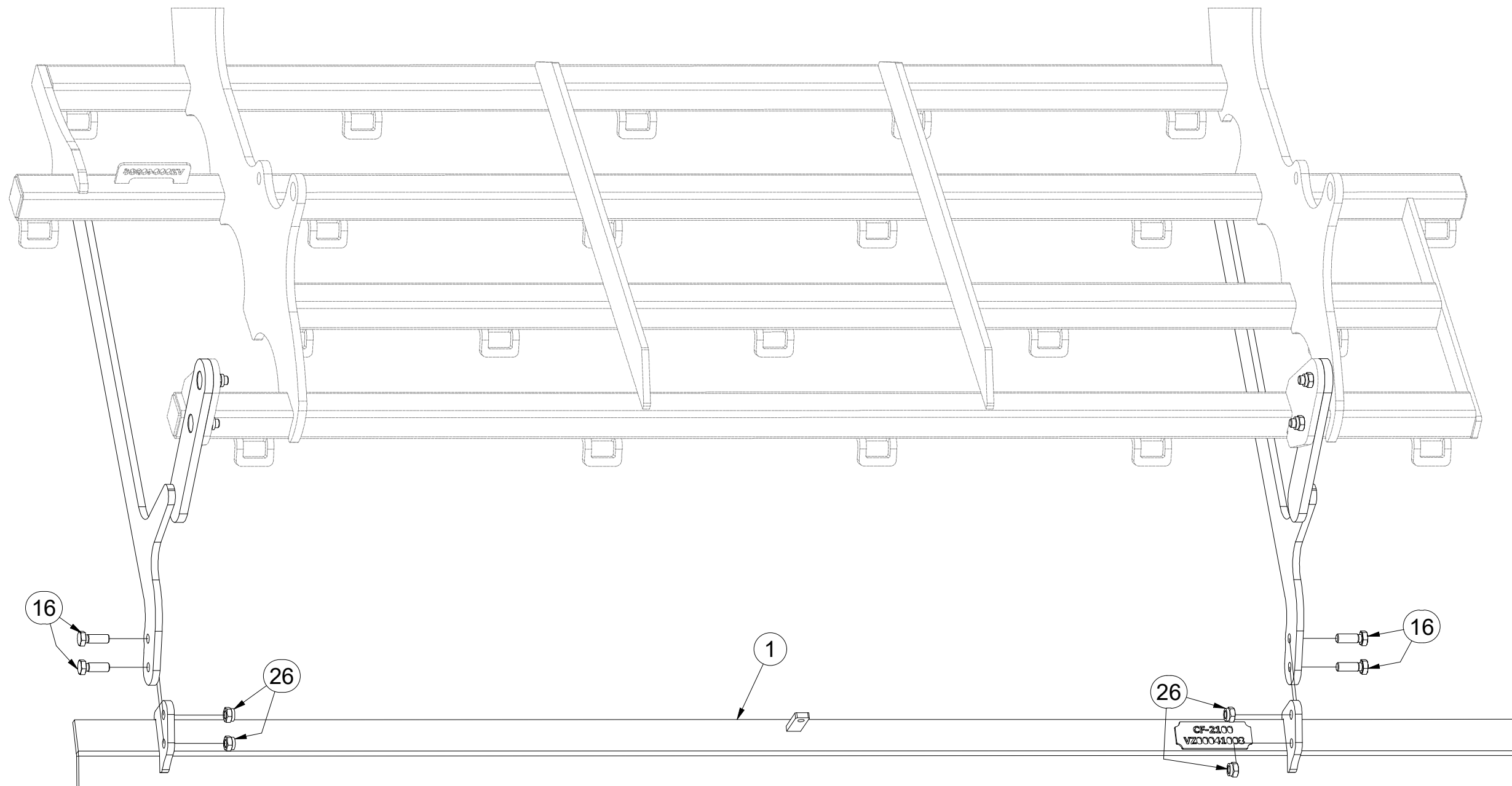
Ⓟ ZESTAW WŁÓK REDLIC



VZ00043384



Pos.	Part Number	Pcs.
1	VZ00041008	1
16	m04343	12
26	m04301	24

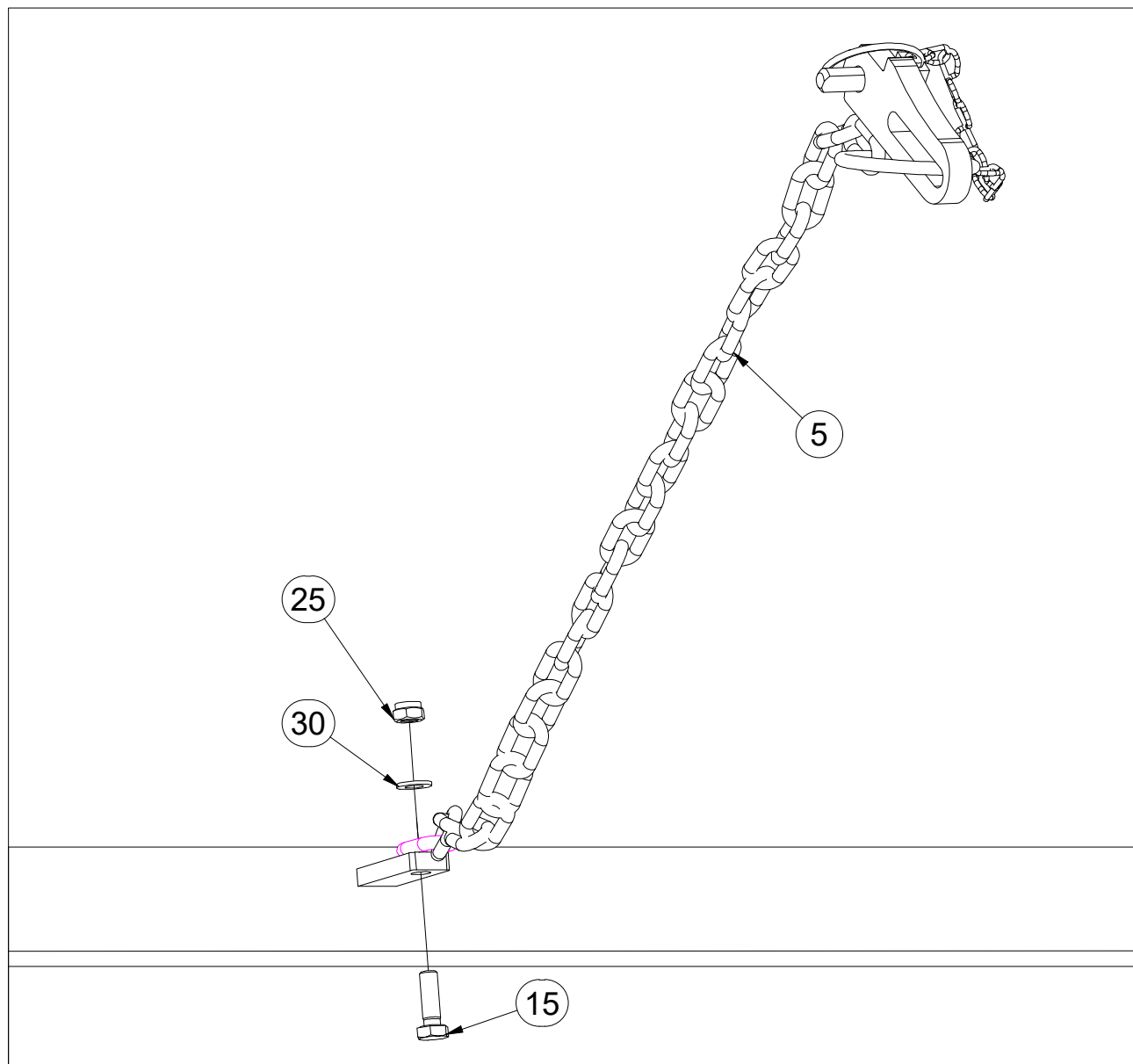
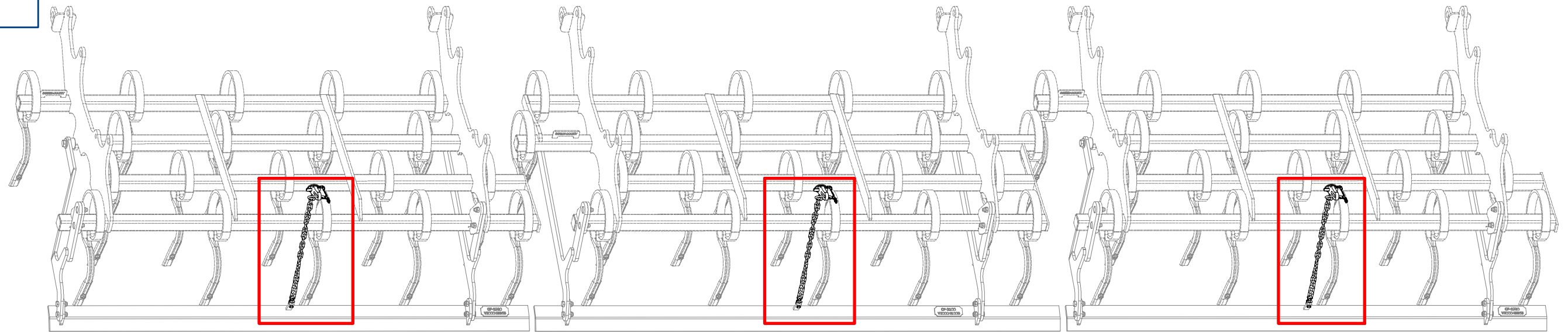


- Ⓒ SADA SMYKŮ RADLIC
- Ⓓ SATZ SCHARSCHLEPPEN
- Ⓕ KIT DE NIVELEURS DES SOCS

- Ⓖ SET OF PLOUGHSHARE LEVELLING BARS
- Ⓡ КОМПЛЕКТ БОРОН ЛАП
- Ⓟ ZESTAW WŁÓK REDLIC



VZ00043384



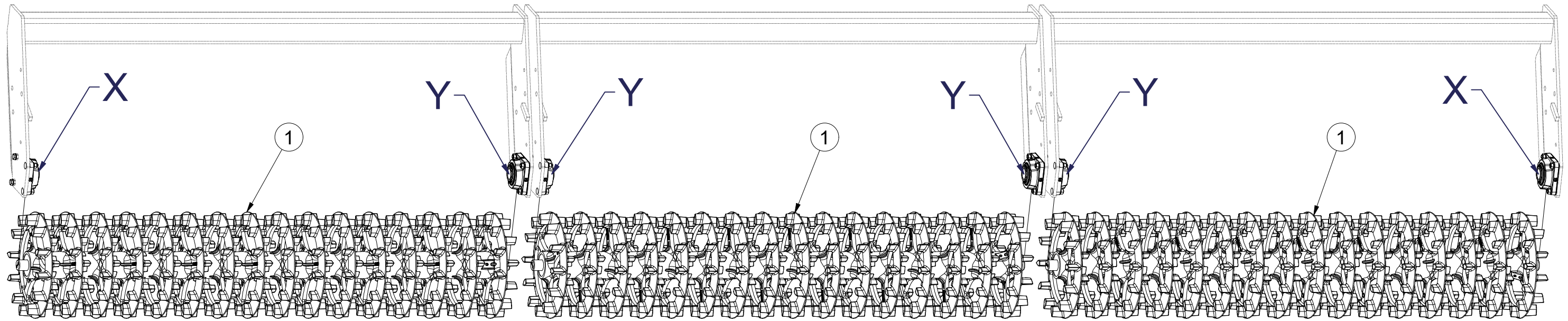
Pos.	Part Number	Pcs.
5	4001641	3
15	m01092	3
25	m04503	3
30	m01203	3

CZ SADA ZADNÍCH VÁLCŮ
 D SATZ HINTERE WALZEN
 F KIT DE ROULEAUX ARRIÈRE

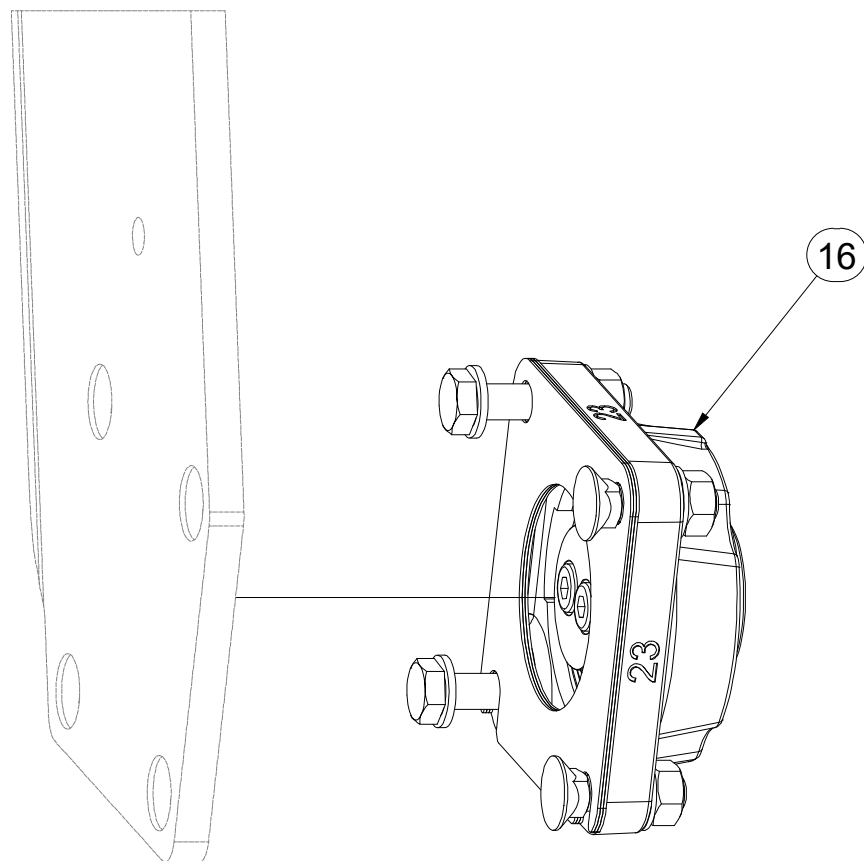
GB SET OF REAR ROLLERS
 RU КОМПЛЕКТ ЗАДНИХ КАТКОВ
 PL ZESTAW TYLNYCH WAŁÓW



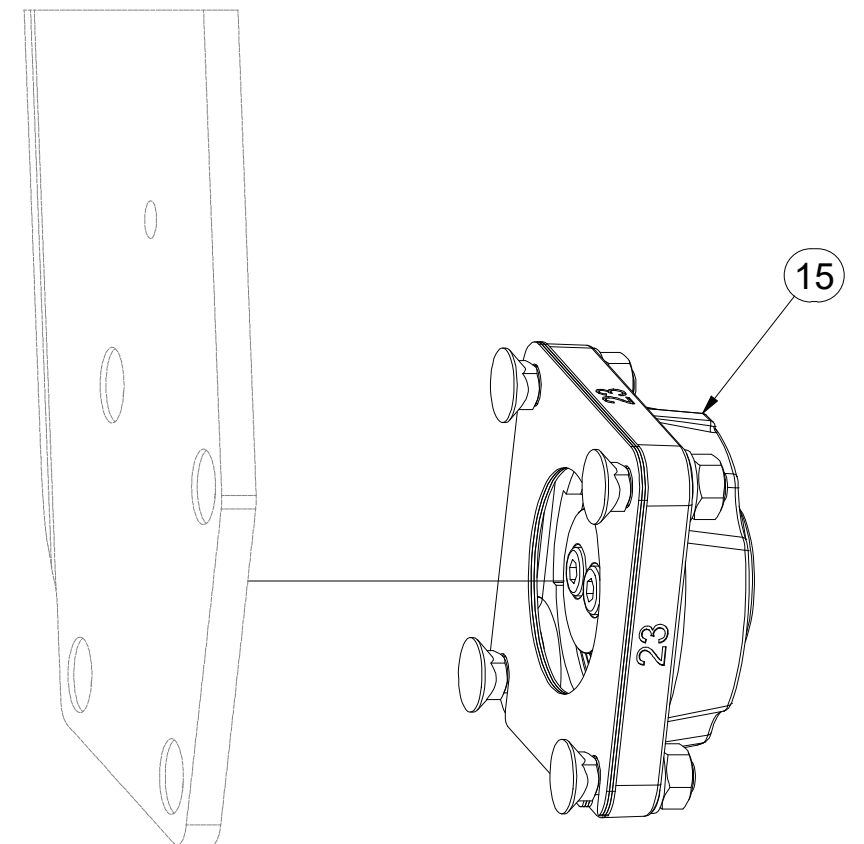
VZ00041903



X



Y



Pos.	Part Number	Pcs.
1	VZ00039892	3
15	VZ00038060	4
16	VZ00039819	2

Ⓒ SADA ZADNÍCH VÁLCŮ

Ⓓ SATZ HINTERE WALZEN

Ⓕ KIT DE ROULEAUX ARRIÈRE

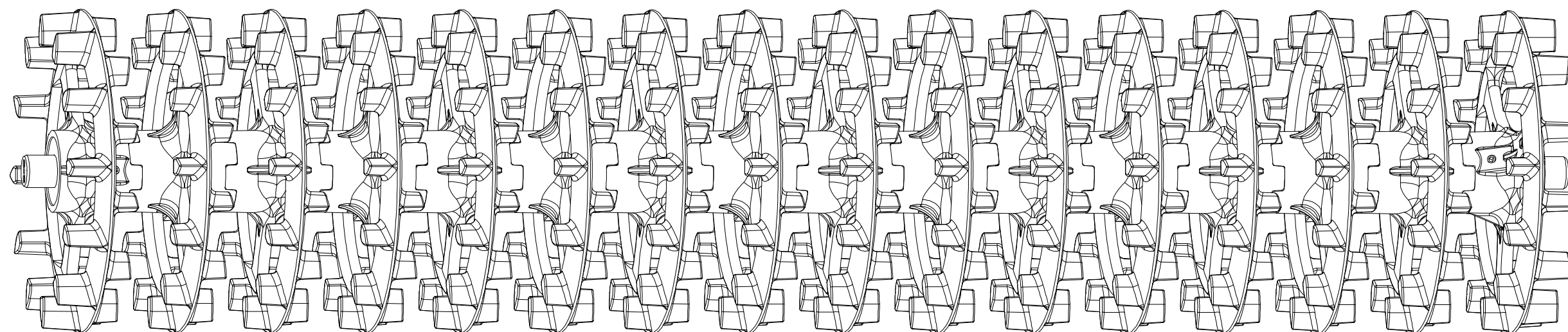
VZ00039892

Ⓖ SET OF REAR ROLLERS

Ⓡ КОМПЛЕКТ ЗАДНИХ КАТКОВ

Ⓟ ZESTAW TYLNYCH WAŁÓW

Farmet

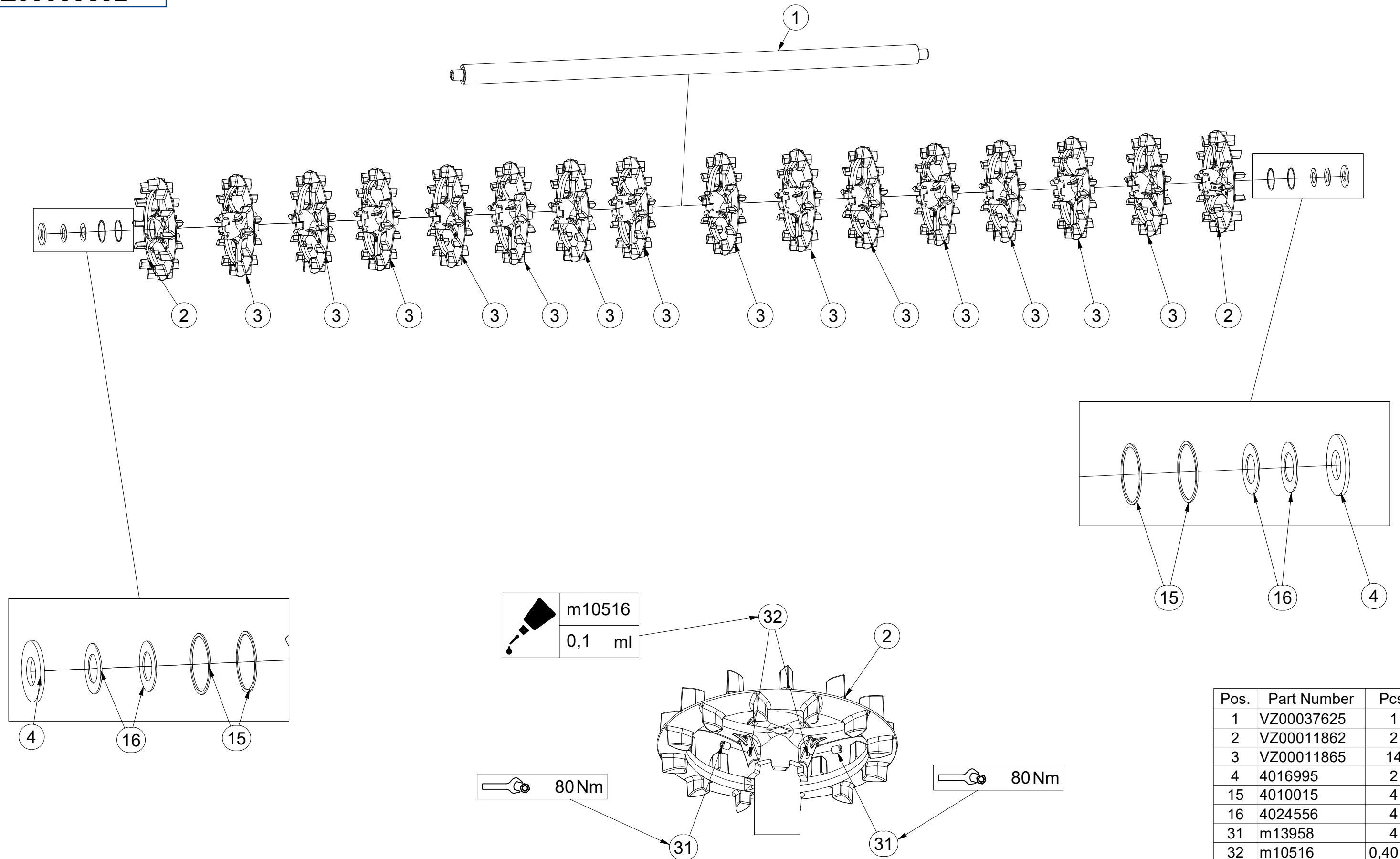


CZ SADA ZADNÍCH VÁLČŮ
 D SATZ HINTERE WALZEN
 F KIT DE ROULEAUX ARRIÈRE

GB SET OF REAR ROLLERS
 RU КОМПЛЕКТ ЗАДНИХ КАТКОВ
 PL ZESTAW TYLNYCH WAŁÓW



VZ00039892



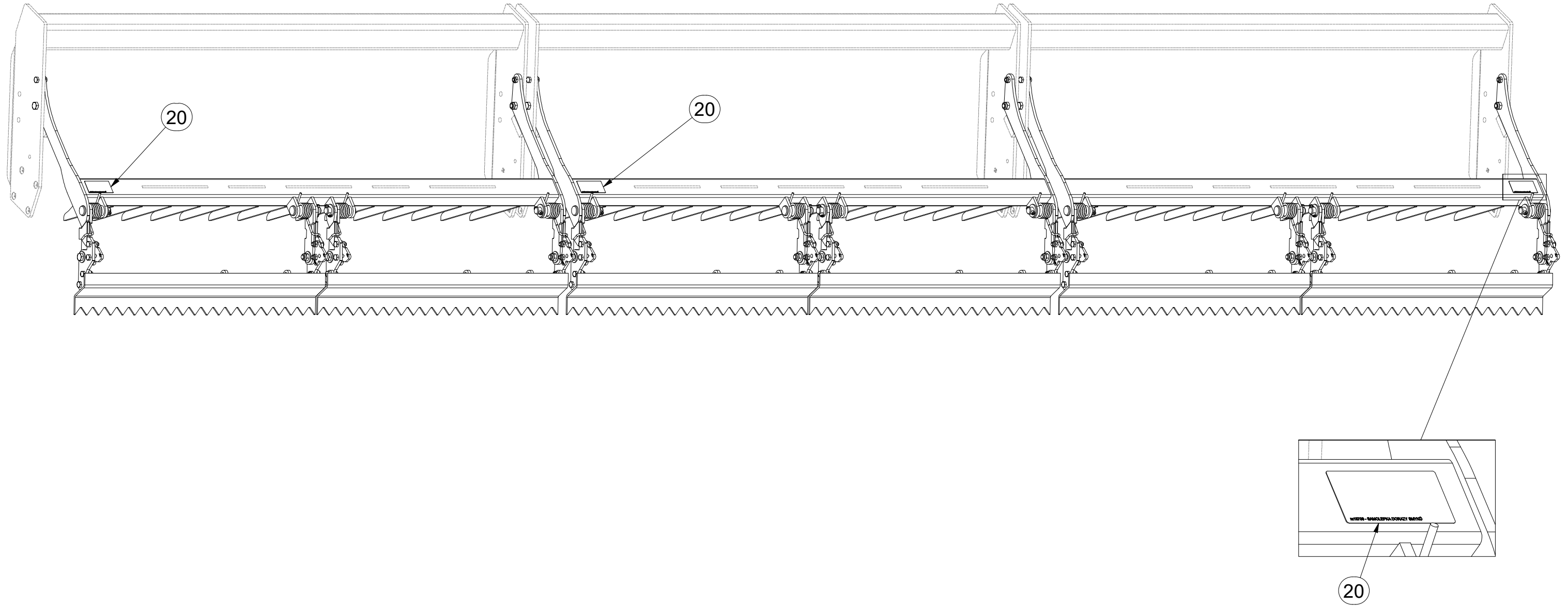
Pos.	Part Number	Pcs.
1	VZ00037625	1
2	VZ00011862	2
3	VZ00011865	14
4	4016995	2
15	4010015	4
16	4024556	4
31	m13958	4
32	m10516	0,40 ml

- Ⓒ SMYKY ZADNÍCH VÁLCŮ
- Ⓓ SCHLEIFE HINTERE WALZE
- Ⓔ NIVELEUR ARRIÈRE ROULEAUX

- Ⓖ REAR ROLLERS LEVELLERS
- Ⓡ БОРОНЫ ЗАДНИХ КАТКОВ
- Ⓟ WŁÓKY TYLNYCH WAŁOW



VZ00041904



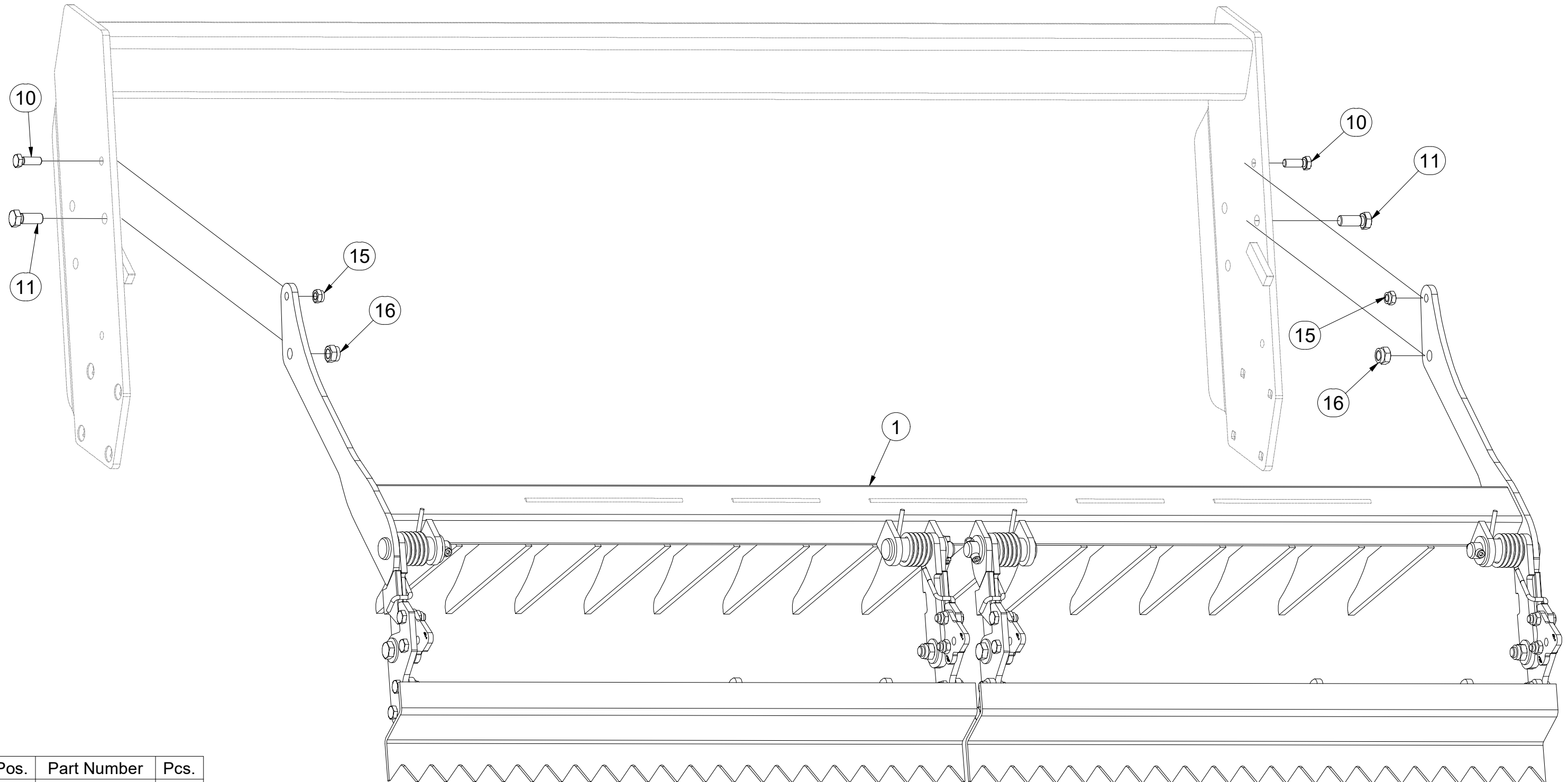
Pos.	Part Number	Pcs.
20	m13708	3

CZ SMYKY ZADNÍCH VÁLCŮ
 D SCHLEIFE HINTERE WALZE
 F NIVELEUR ARRIÈRE ROULEAUX

GB REAR ROLLERS LEVELLERS
 RU БОРОНЫ ЗАДНИХ КАТКОВ
 PL WŁÓKY TYLNYCH WAŁOW



VZ00041904



Pos.	Part Number	Pcs.
1	VZ00041675	3
10	m04343	6
11	m01129	6
15	m04301	6
16	m03683	6

ⒸZ SMYKY ZADNÍCH VÁLCŮ

Ⓓ SCHLEIFE HINTERE WALZE

Ⓕ NIVELEUR ARRIÈRE ROULEAUX

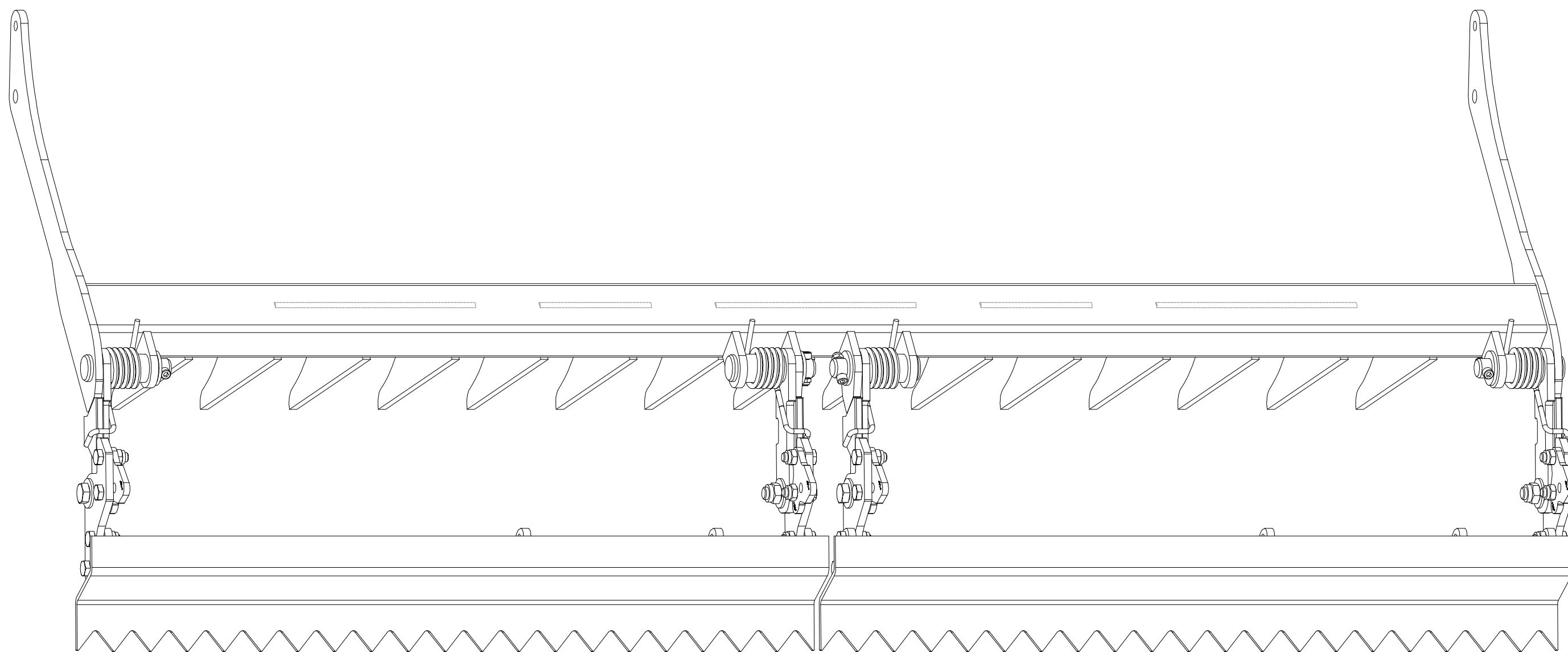
VZ00041675

ⒸGB REAR ROLLERS LEVELLERS

ⒸRU БОРОНЫ ЗАДНИХ КАТКОВ

ⒸPL WŁÓKY TYLNYCH WAŁÓW

Farmet



Ⓒ SMYKY ZADNÍCH VÁLCŮ

Ⓓ SCHLEIFE HINTERE WALZE

Ⓕ NIVELEUR ARRIÈRE ROULEAUX

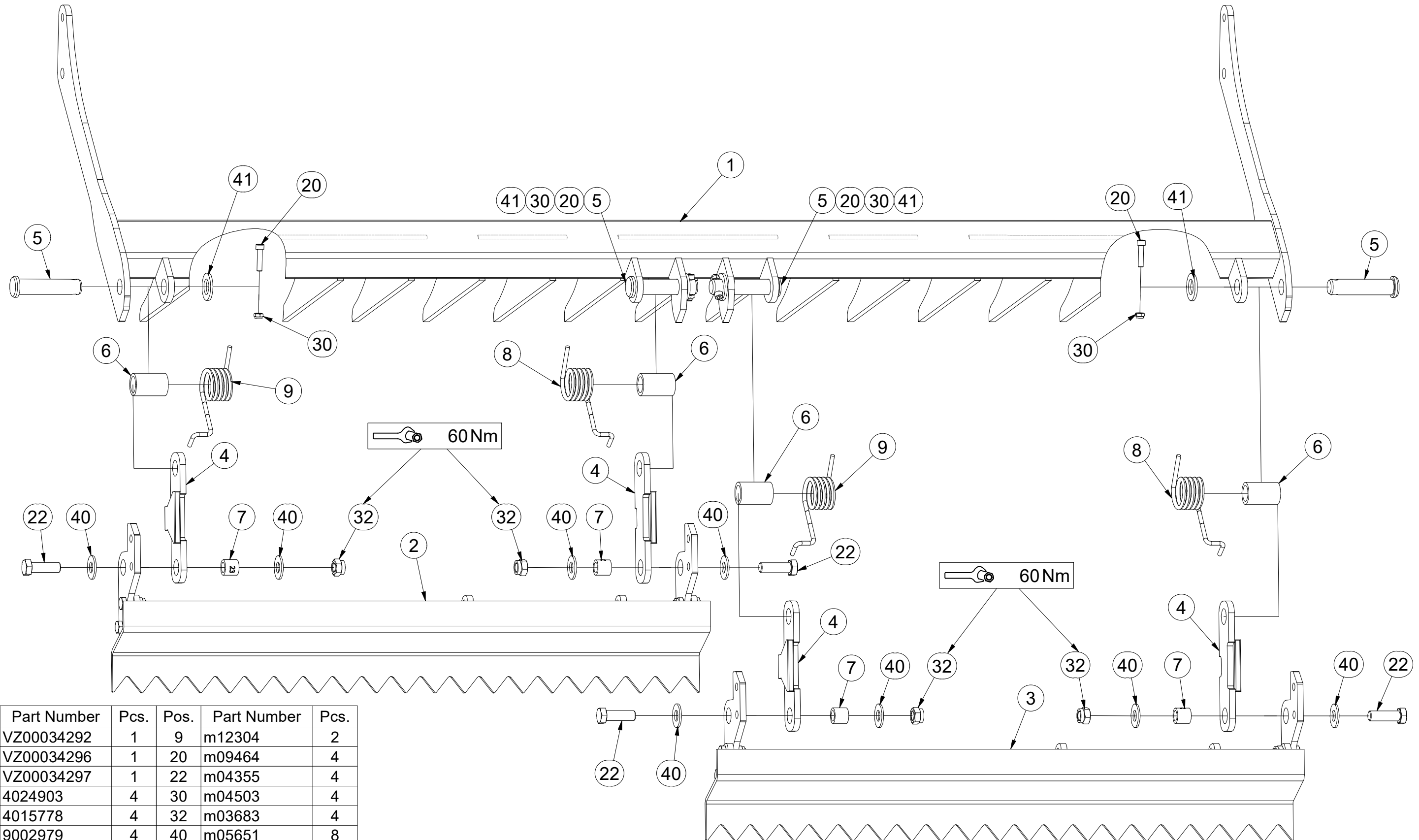
Ⓖ REAR ROLLERS LEVELLERS

Ⓡ БОРОНЫ ЗАДНИХ КАТКОВ

Ⓟ WŁÓKY TYLNYCH WAŁOW



VZ00041675



Pos.	Part Number	Pcs.	Pos.	Part Number	Pcs.
1	VZ00034292	1	9	m12304	2
2	VZ00034296	1	20	m09464	4
3	VZ00034297	1	22	m04355	4
4	4024903	4	30	m04503	4
5	4015778	4	32	m03683	4
6	9002979	4	40	m05651	8
7	4022223	4	41	m14028	4
8	m12303	2			

Ⓒ SMYK

Ⓓ ACKERSCHLEIFE

Ⓕ NIVELEUR

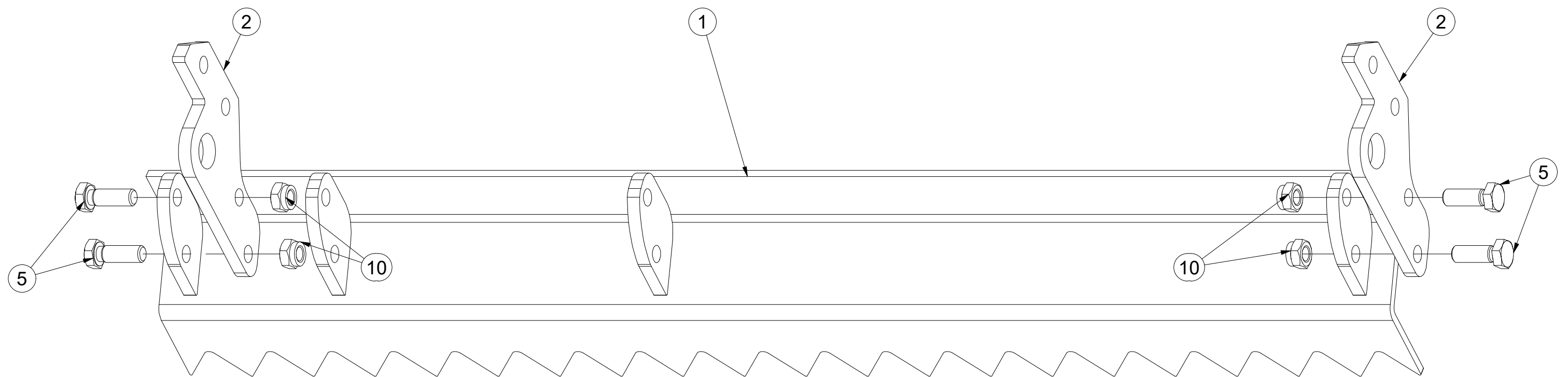
Ⓖ LEVELLER

Ⓡ БОРОНА

Ⓟ WŁÓKA



VZ00034296



Pos.	Part Number	Pcs.
1	VZ00034293	1
2	VZ00014941	2
5	m04343	4
10	m04301	4

Ⓒ SMYK

Ⓓ ACKERSCHLEIFE

Ⓕ NIVELEUR

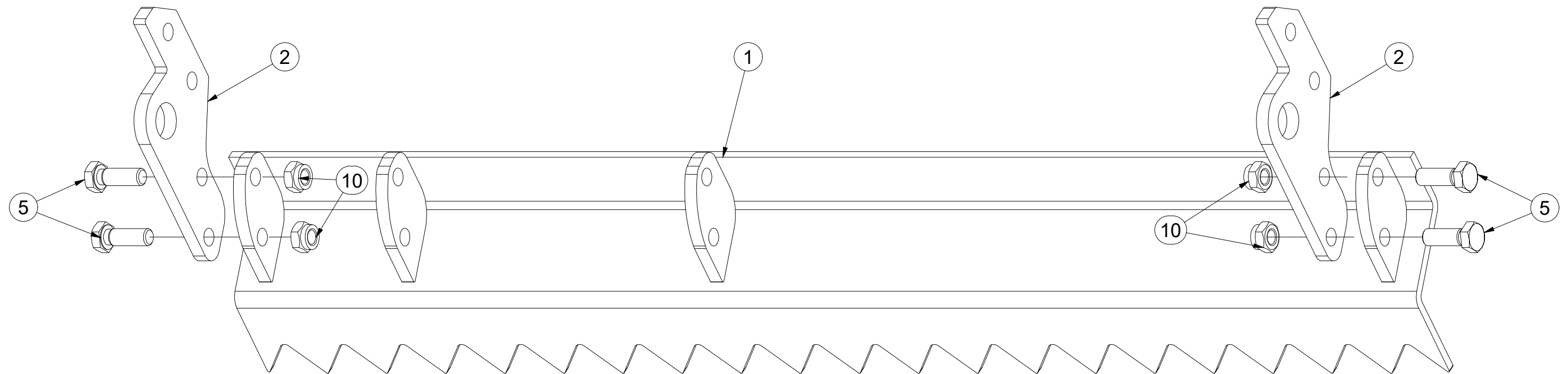
Ⓖ LEVELLER

Ⓡ БОРОНА

Ⓟ WŁÓKA



VZ00034297



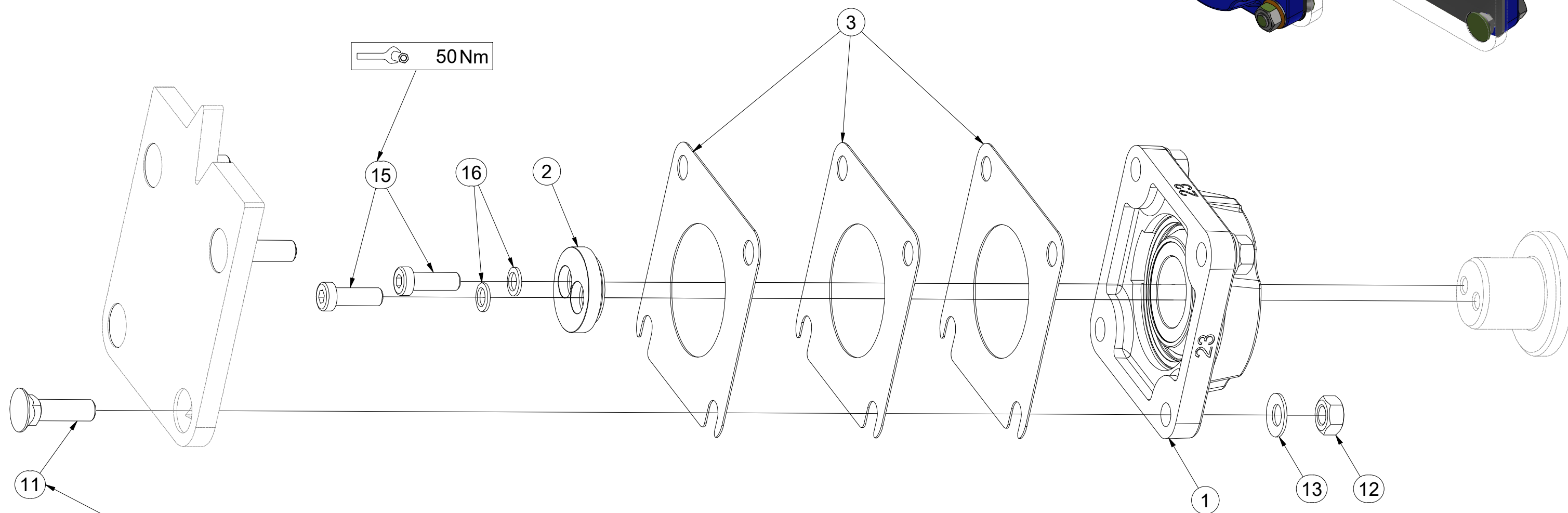
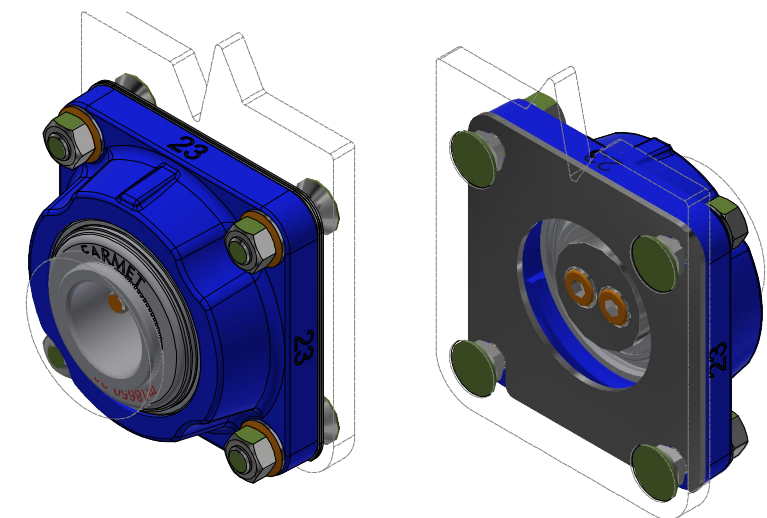
Pos.	Part Number	Pcs.
1	VZ00034293	1
2	VZ00014941	2
5	m04343	4
10	m04301	4

CZ SADA LOŽISEK
 D SATZ LAGER
 F KIT DE ROULEMENTS

GB SET OF BEARINGS
 RU КОМПЛЕКТ ПОДШИПНИКОВ
 PL ZESTAW ŁOŻYSK



VZ00038060



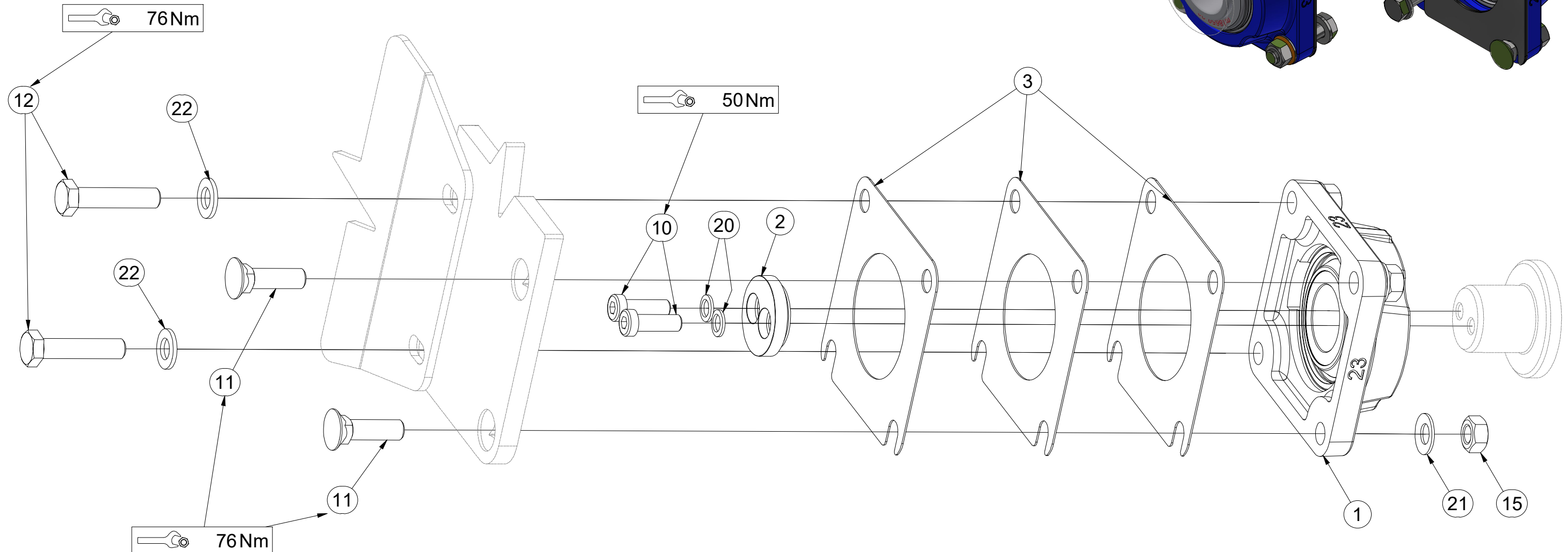
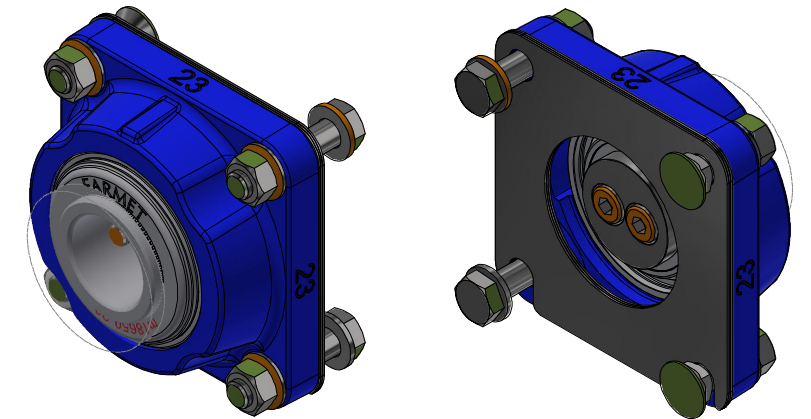
Pos.	Part Number	Pcs.
1	m18650-23	1
2	VZ00038211	1
3	4016809	3
11	m03519	4
12	m01305	4
13	m17545	4
15	m24320	2
16	m24356	2

- Ⓒ SADA LOŽISEK
- Ⓓ SATZ LAGER
- Ⓕ KIT DE ROULEMENTS

- Ⓖ SET OF BEARINGS
- Ⓡ КОМПЛЕКТ ПОДШИПНИКОВ
- Ⓟ ZESTAW ŁOŻYSK

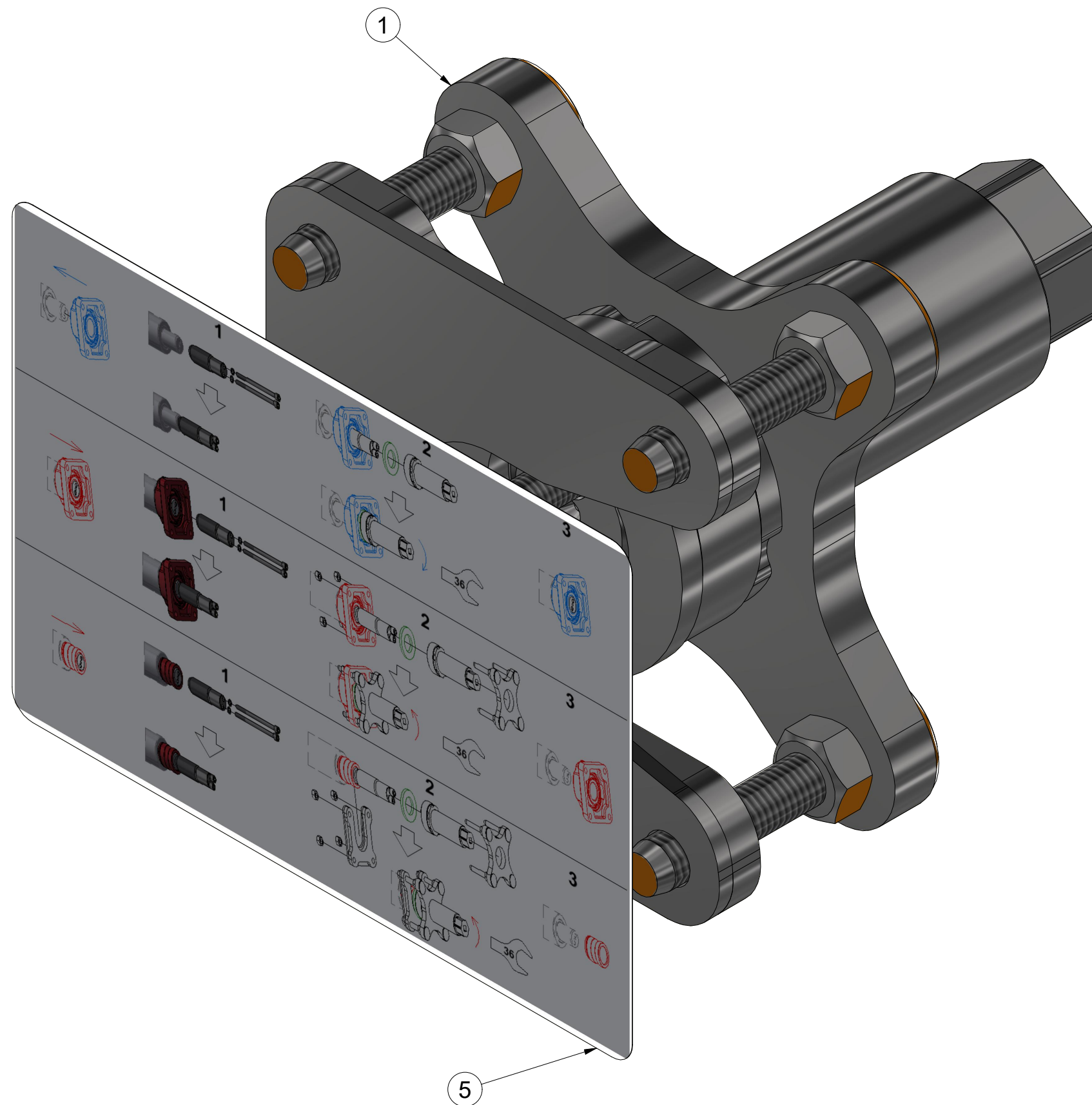


VZ00039819



Pos.	Part Number	Pcs.
1	m18650-23	1
2	VZ00038211	1
3	4016809	3
10	m24320	2
11	m03519	2
12	m04412	2
15	m01305	4
20	m24356	2
21	m17545	4
22	m17741	2

VZ00038564





Pos.	Part Number	Pcs.
1	VZ00040530	1
5	m24596	1

ⒸZ PŘÍPRAVEK
Ⓓ DIE VORRICHTUNG
Ⓕ APPAREIL

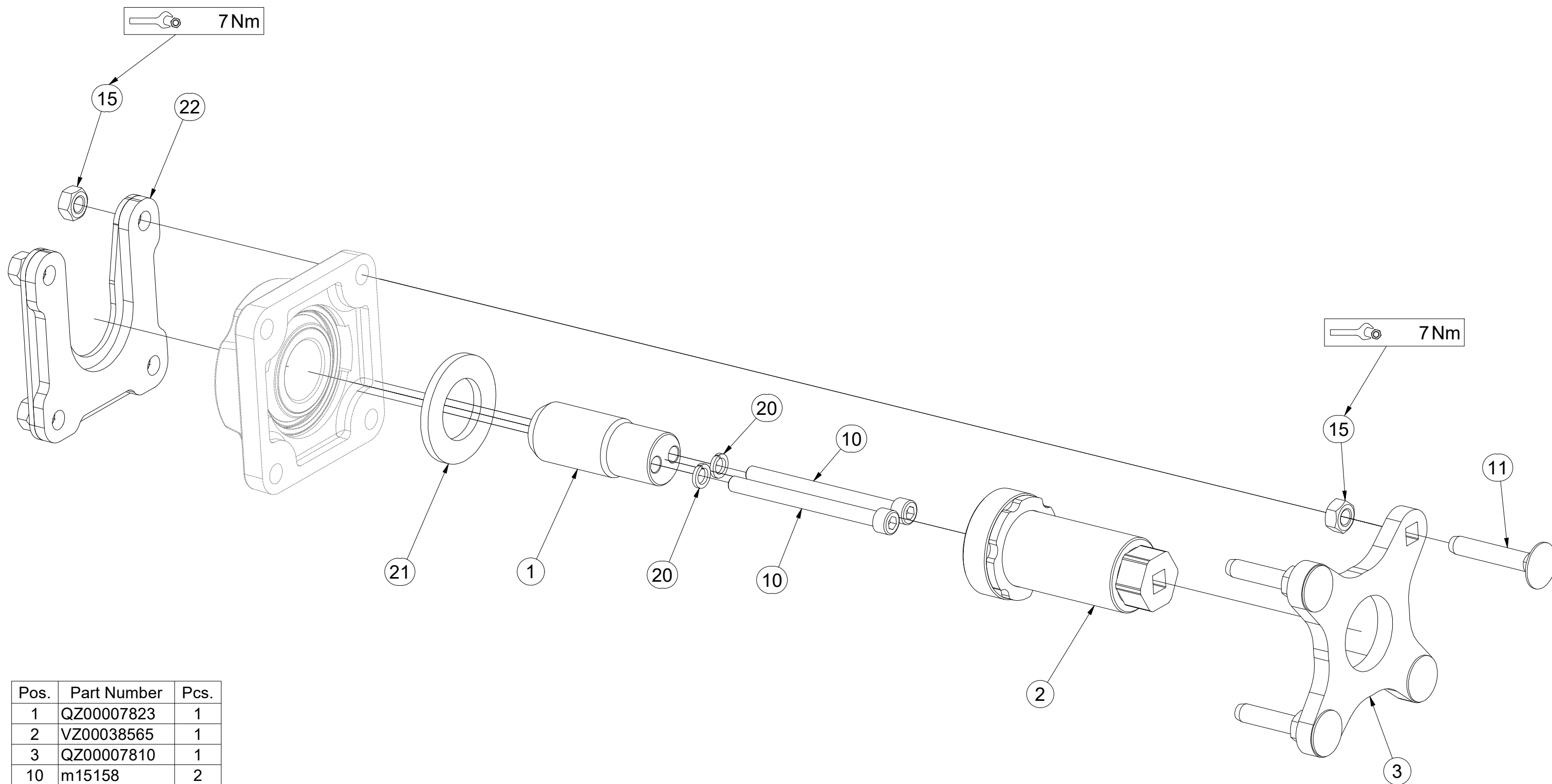
VZ00040530

ⒸGB FIXTURE
ⒸRU ПРИСТАВКА
ⒸPL PRZYRZĄD

Farmet



VZ00040530



Pos.	Part Number	Pcs.
1	QZ00007823	1
2	VZ00038565	1
3	QZ00007810	1
10	m15158	2
11	m17684	4
15	m10439	8
20	m01208	2
21	m03636	1
22	VZ00038574	1

ⒸZ TERČ PŘEDNÍ LEVÝ

Ⓓ SCHILD, VORDERES, LINKES

Ⓕ CIBLE AVANT GAUCHE

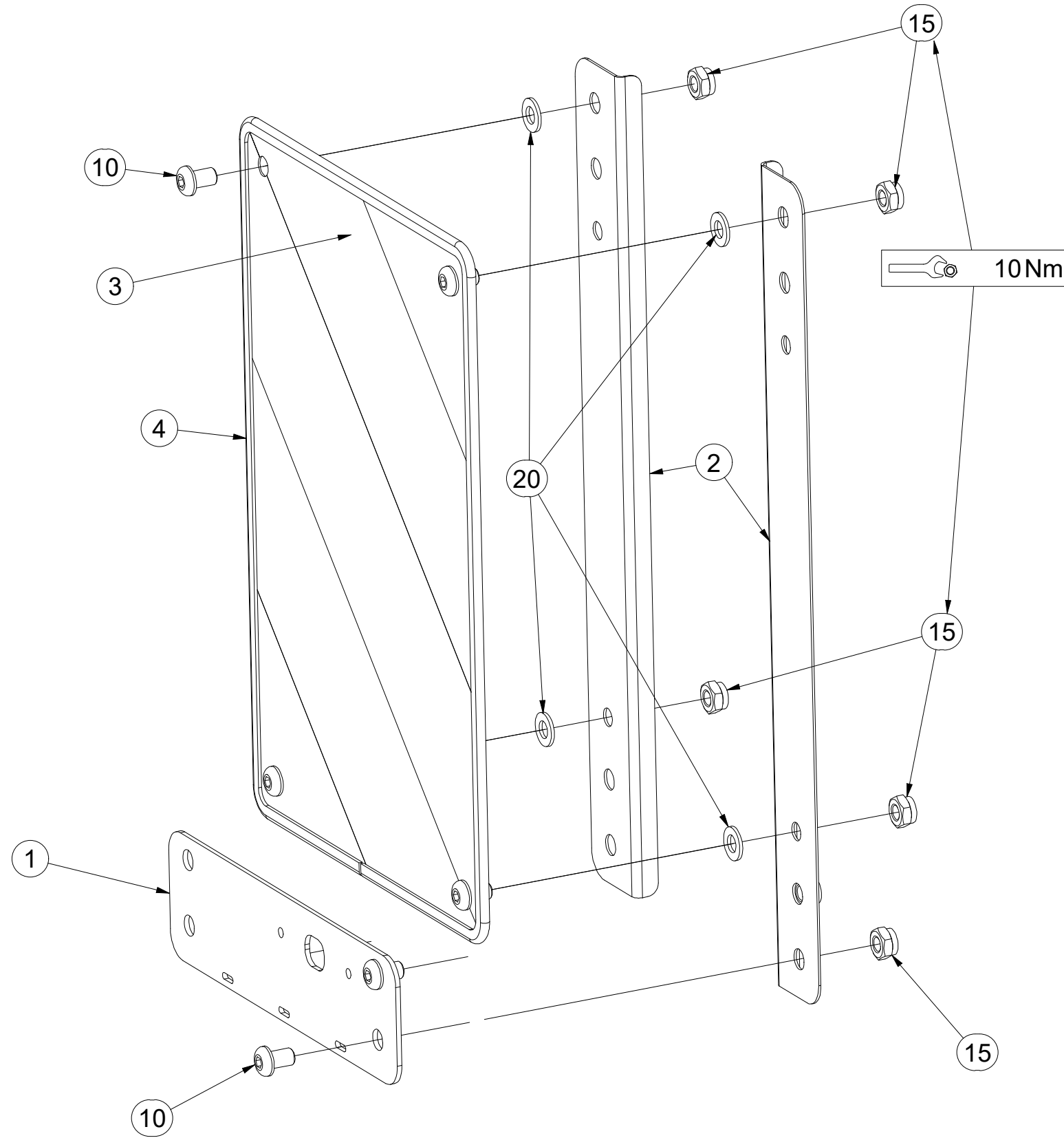
ⒼB LEFT FRONT DISC

ⒶU ЩИТОК ПЕРЕДНИЙ ЛЕВЫЙ

ⒶL TARCZA PRZEDNIA LEWA



4019075



Pos.	Part Number	Pcs.
1	4019247	1
2	4019245	2
3	m17941	1
4	m16628	1,4
10	m16687	6
15	m03775	6
20	m01209	4

ⒸZ TERČ PŘEDNÍ PRAVÝ

Ⓓ SCHILD, VORDERES, RECHTES

Ⓕ CIBLE AVANT DROITE

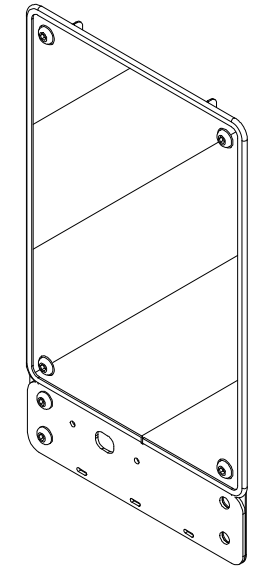
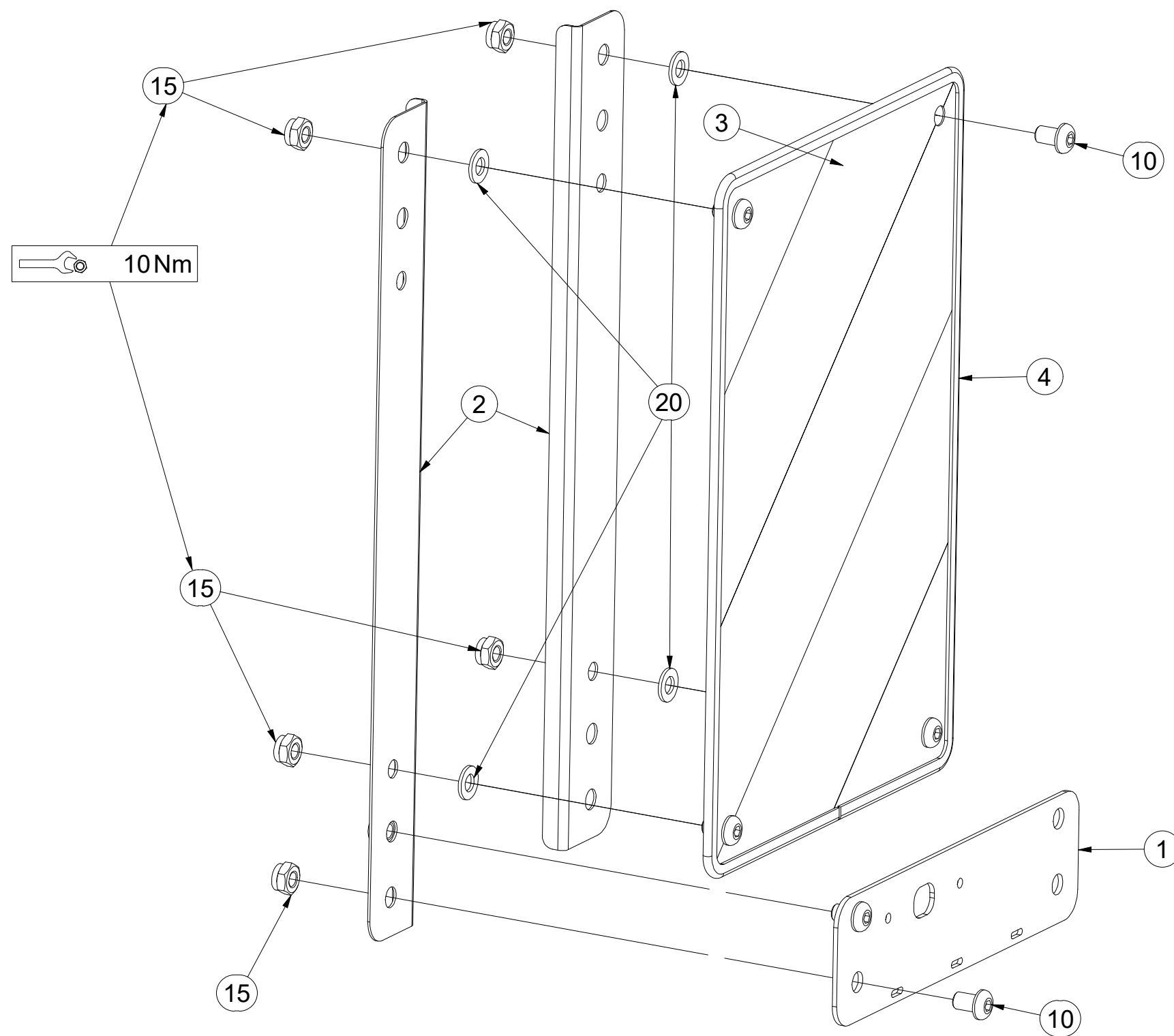
ⒼB RIGHT FRONT DISC

ⒶЩИТОК ПЕРЕДНИЙ ПРАВЫЙ

ⒶTARCZA PRZEDNIA PRAWA



4019076



Pos.	Part Number	Pcs.
1	4019247	1
2	4019245	2
3	m17940	1
4	m16628	1,4
10	m16687	6
15	m03775	6
20	m01209	4

ⒸZ TERČ ZADNÍ LEVÝ

Ⓓ SCHILD, HINTERES, LINKES

Ⓕ CIBLE ARRIÈRE GAUCHE

ⒸB LEFT REAR DISC

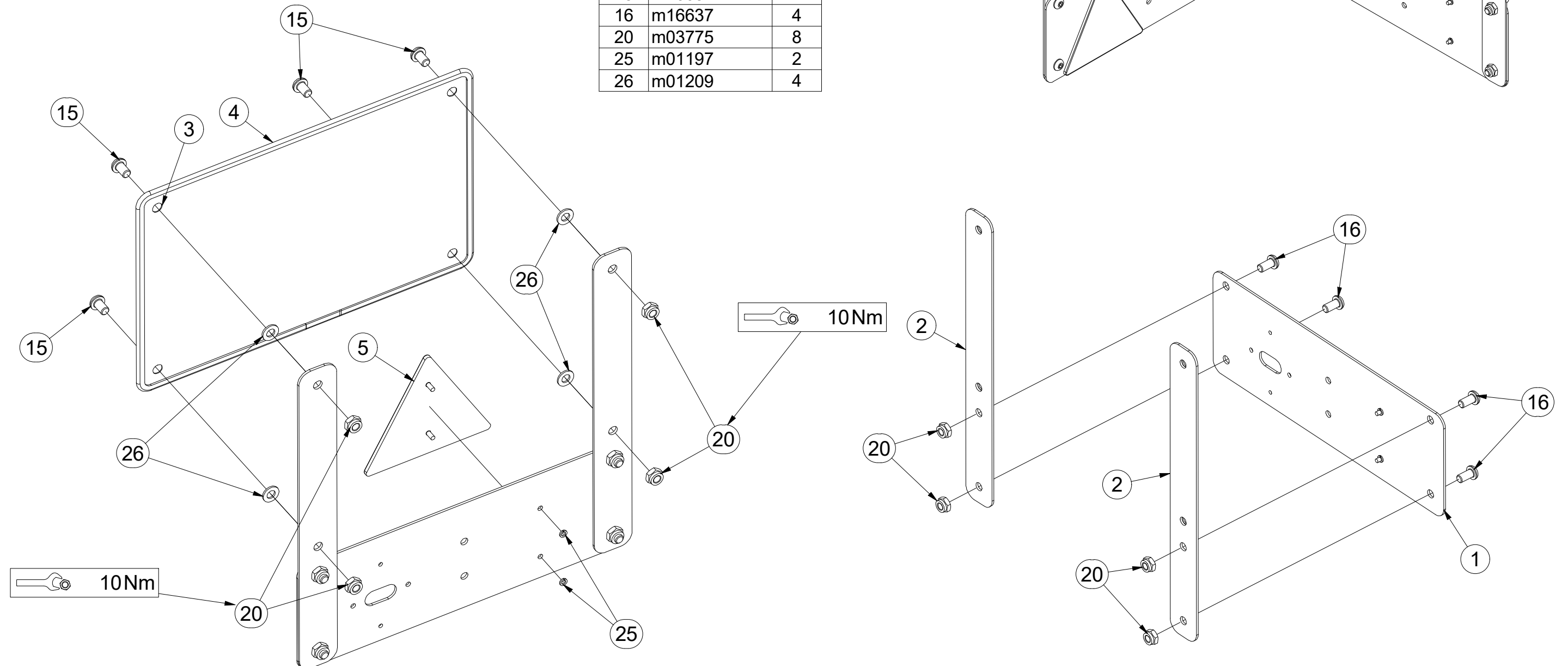
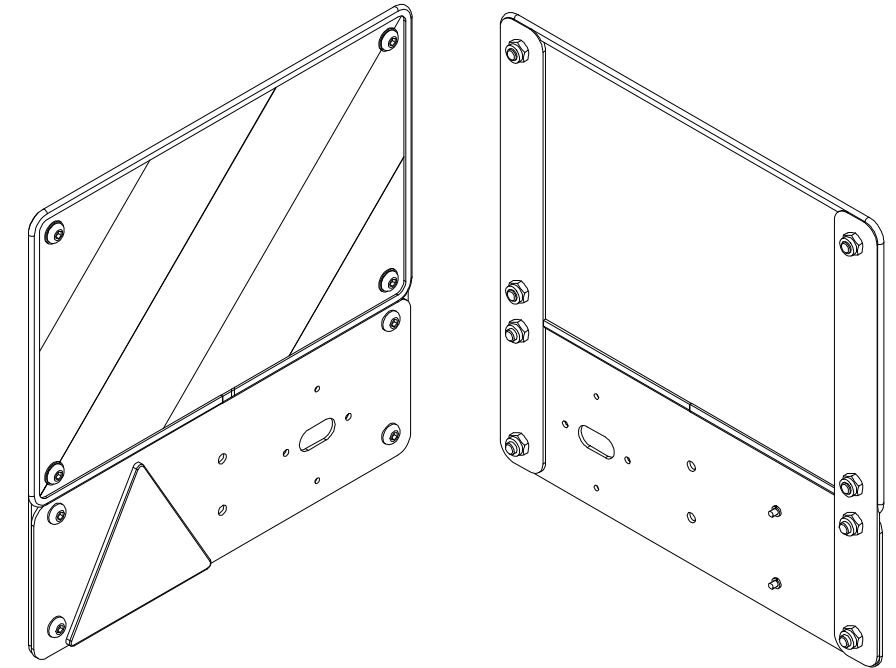
ⒸU ЩИТОК ЗАДНИЙ ЛЕВЫЙ

ⒸL TARCZA TYLNA LEWA



3009545

Pos.	Part Number	Pcs.
1	4019110	1
2	4019249	2
3	m17941	1
4	m16628	1,4 m
5	m02497	1
15	m16687	4
16	m16637	4
20	m03775	8
25	m01197	2
26	m01209	4



ⒸZ TERČ ZADNÍ PRAVÝ

Ⓓ SCHILD, HINTERES, RECHTES

Ⓕ CIBLE ARRIÈRE DROITE

ⒼB RIGHT REAR DISC

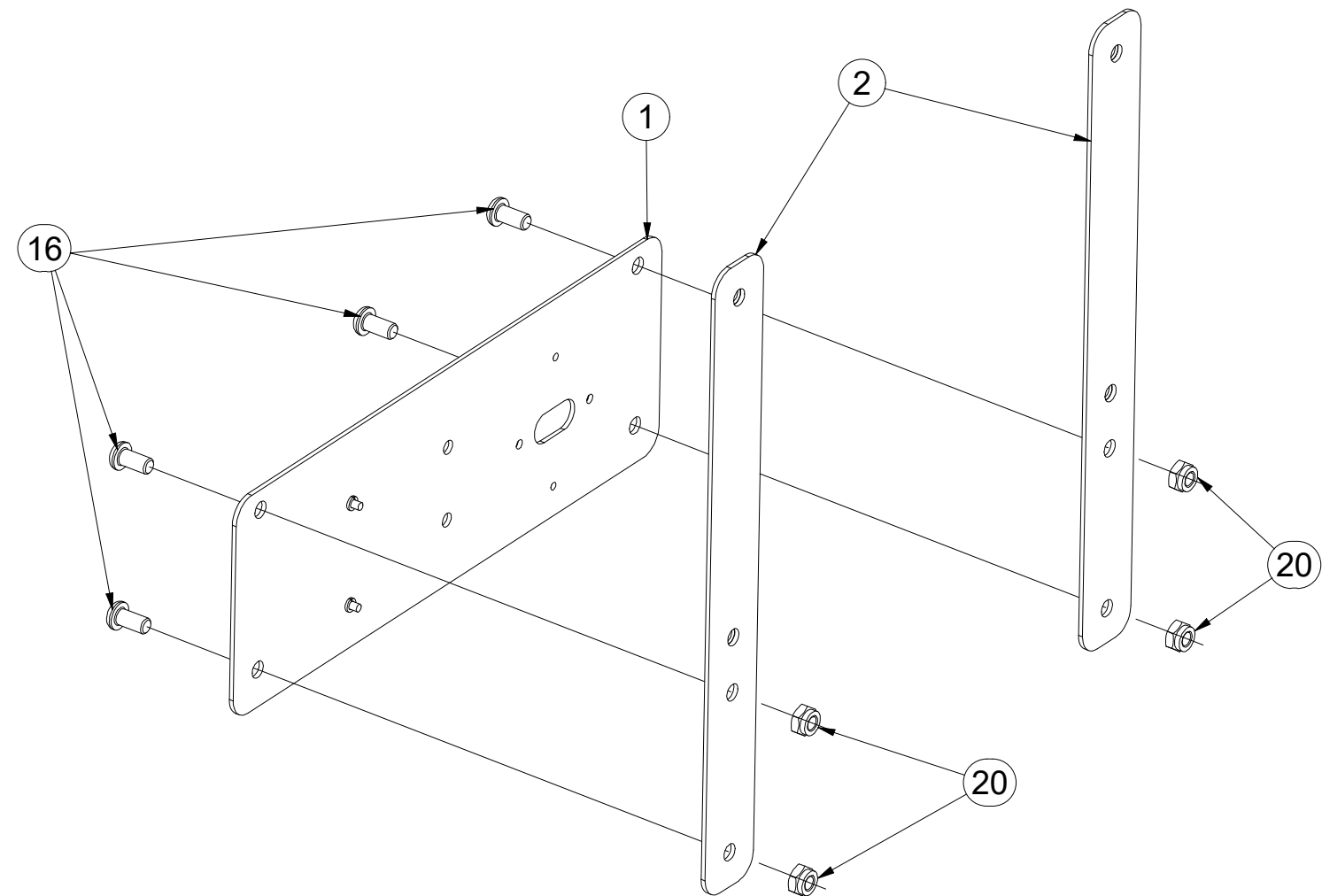
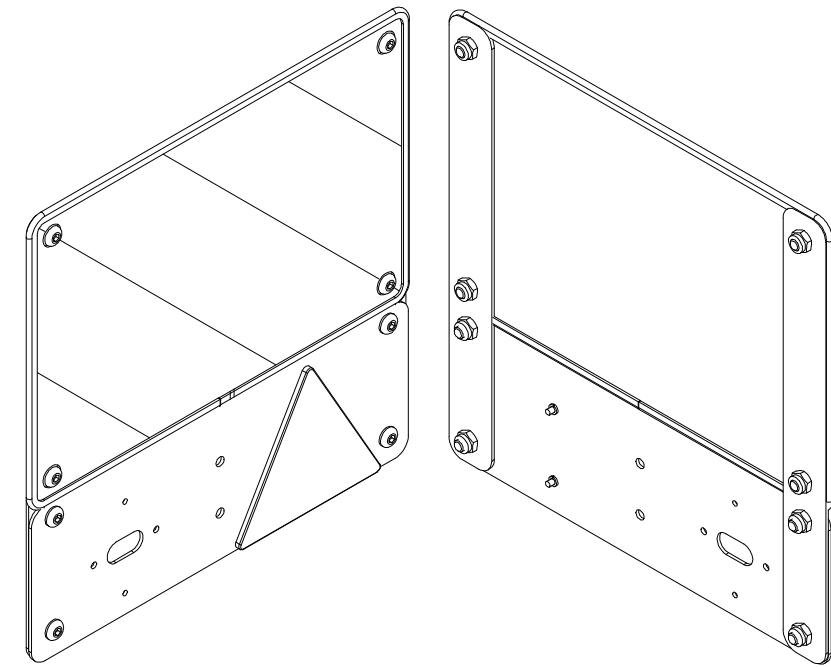
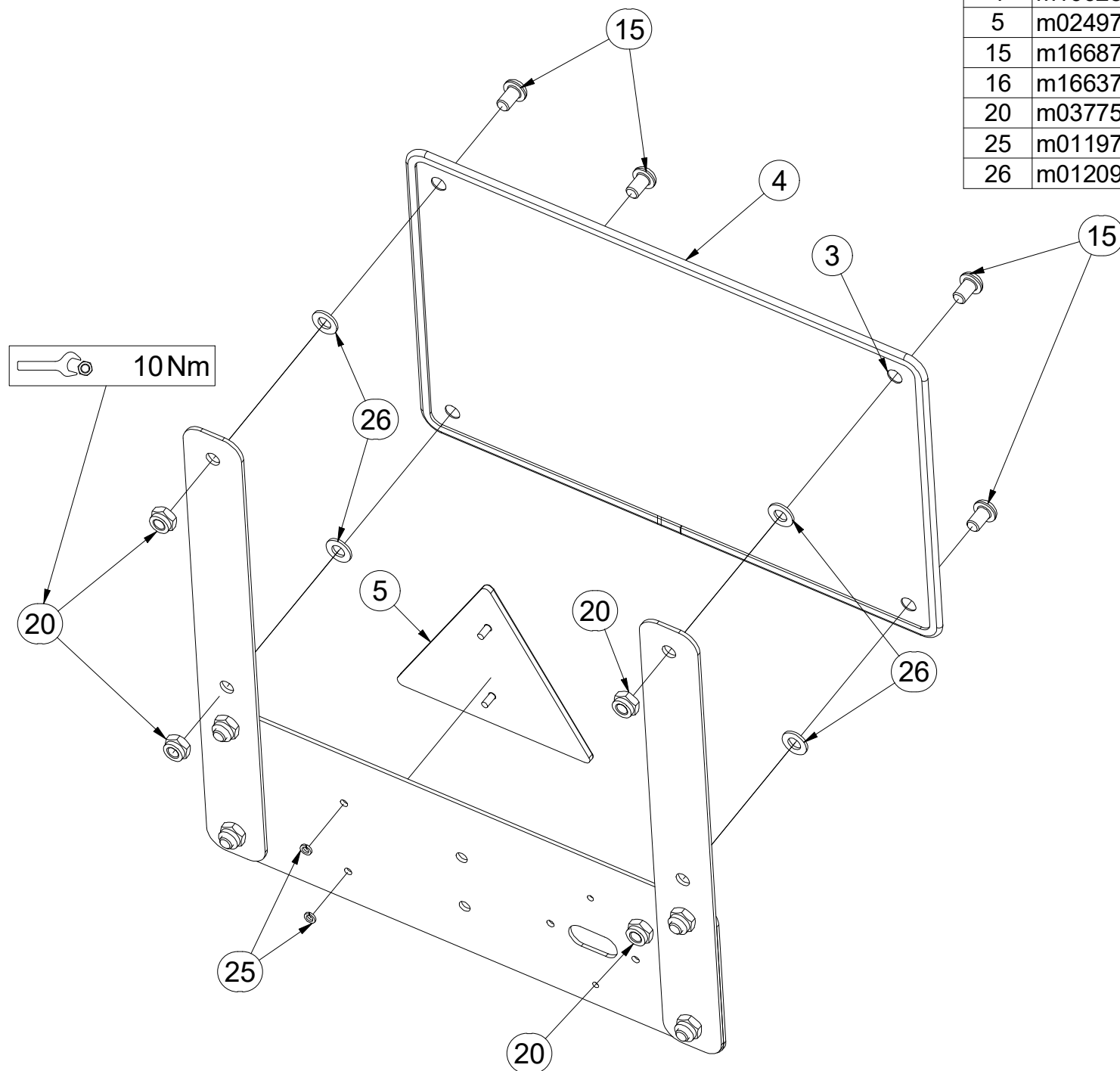
Ⓔ RU ЩИТОК ЗАДНИЙ ПРАВЫЙ

ⒼL TARCZA TYLNA PRAWA



3009546

Pos.	Part Number	Pcs.
1	4019110	1
2	4019249	2
3	m17940	1
4	m16628	1,4 m
5	m02497	1
15	m16687	4
16	m16637	4
20	m03775	8
25	m01197	2
26	m01209	4



ⒸZ VÝSTRAŽNÝ TROJÚHELNÍK

Ⓓ WARNDREIECK

Ⓕ TRIANGLE D'AVERTISSEMENT

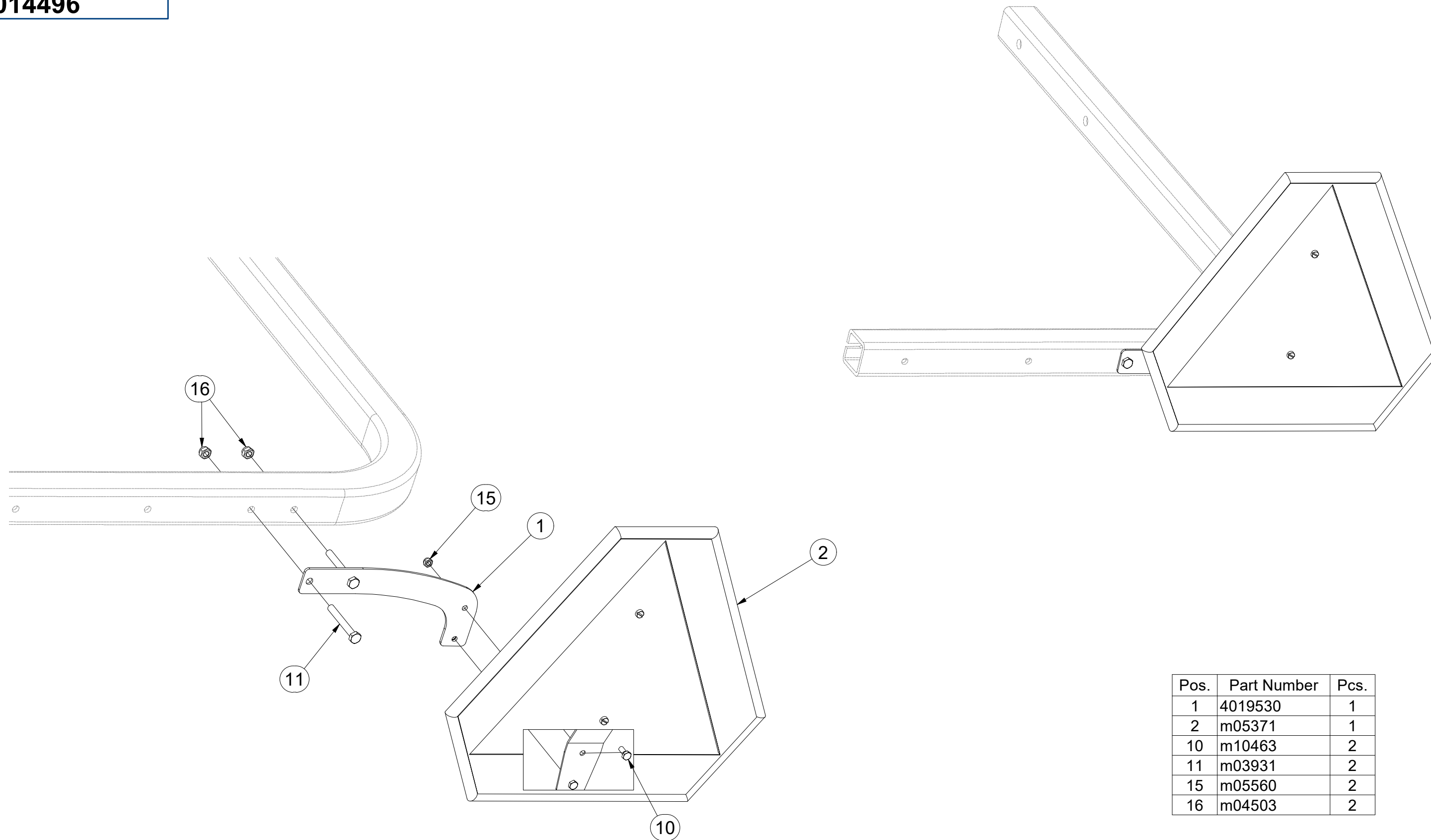
ⒸB EMERGENCY TRIANGLE

ⒸR ЗНАК АВАРИЙНОЙ ОСТАНОВКИ

ⒸL TRÓJKAT OSTRZEGAWCZY

Farmet

4014496



Pos.	Part Number	Pcs.
1	4019530	1
2	m05371	1
10	m10463	2
11	m03931	2
15	m05560	2
16	m04503	2

Ⓒ PÍSTNICE 80/40-400/ZR-605

Ⓓ KOLBENSTANGE 80/40-400/ZR-605

Ⓕ TIGE DE PISTON 80/40-400/ZR-605

Ⓒ PISTON ROD 80/40-400/ZR-605

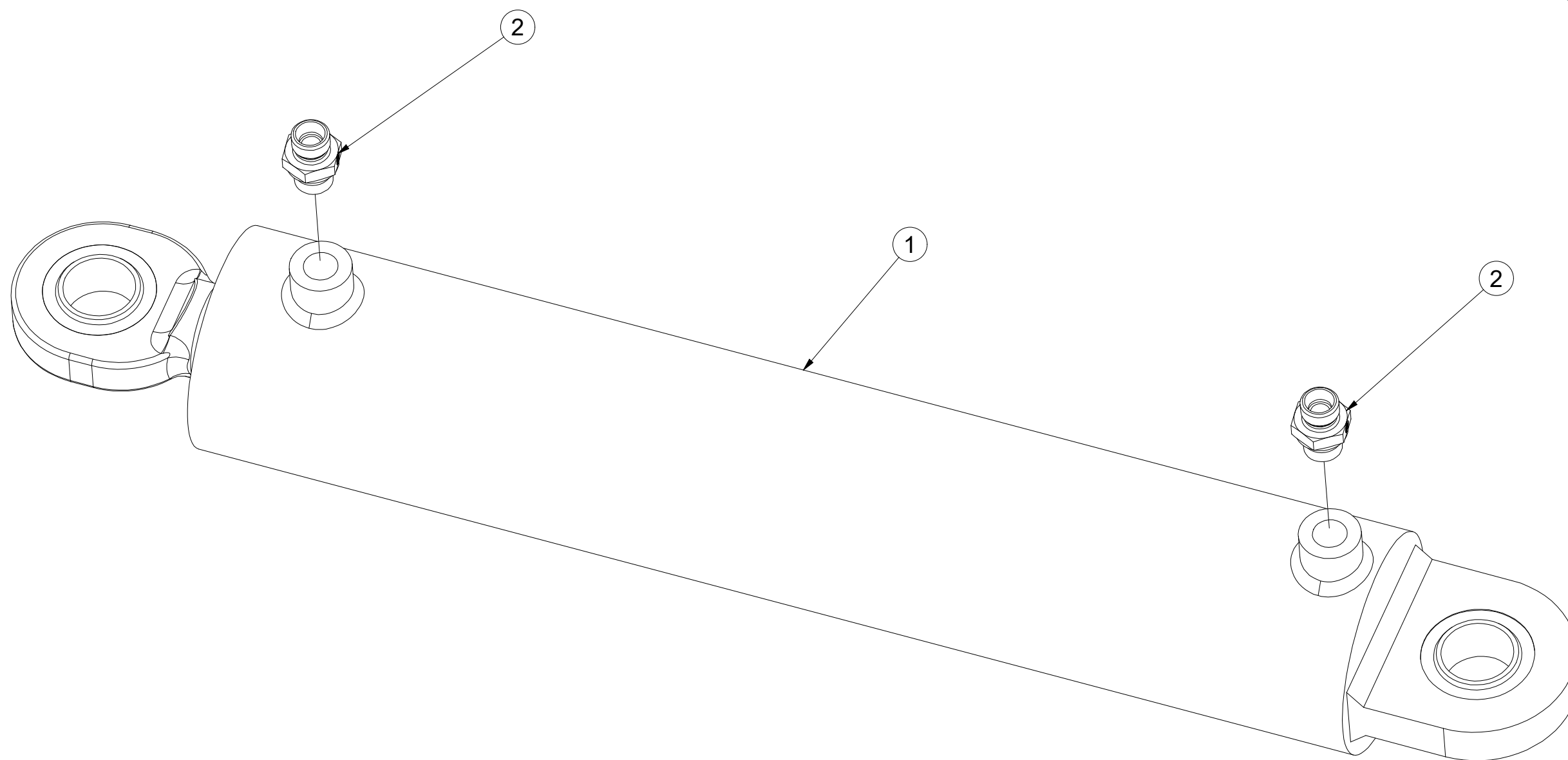

Ⓓ ЦИЛИНДР 80/40-400/ZR-605

Ⓕ TRZPIEŃ TŁOKA 80/40-400/ZR-605



VZ00004544ND

Pos.	Part Number	Pcs.
1	VZ00045586	1
2	m07906	2



ⒸZ SOUPRAVA TĚSNIVA PÍSTNIC

Ⓓ KOLBENSTANGENDICHTUNGSMITTELSATZ

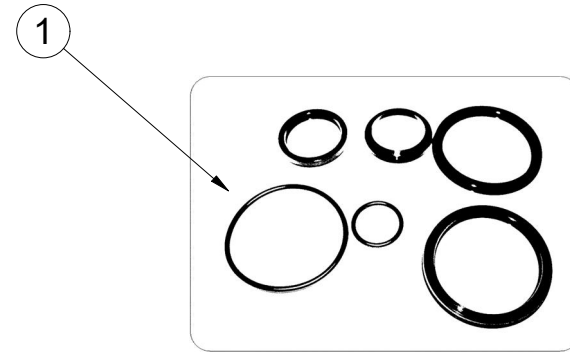
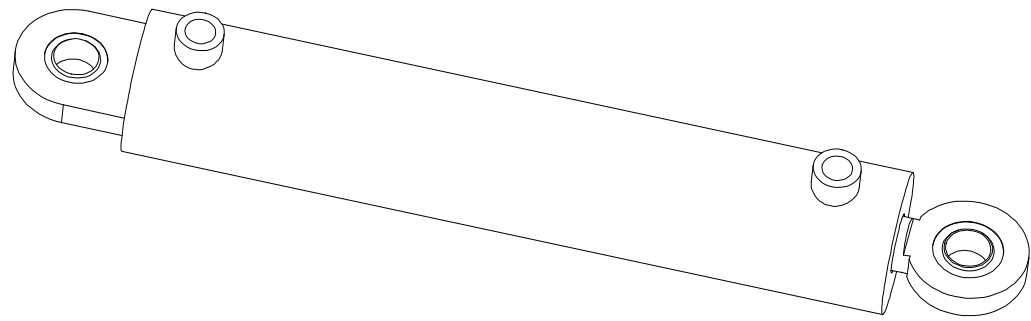
Ⓕ SET DE GARNITURE DES TIGES DE PISTON

ⒼB SEALING SET FOR PISTON RODS

ⒺU КОМПЛЕКТ ПРОКЛАДОК ЦИЛИНДРОВ

ⒼL ZESTAW USZCZELEK TRZPIENIA TŁOKA

Farmet



VZ00004544ND - Ø80/Ø40-400		
Pos	Part number	Pcs
1		2

Ⓒ SVĚTELNÁ SADA

Ⓓ LEUCHTENSATZ

Ⓕ KIT LUMINEUX

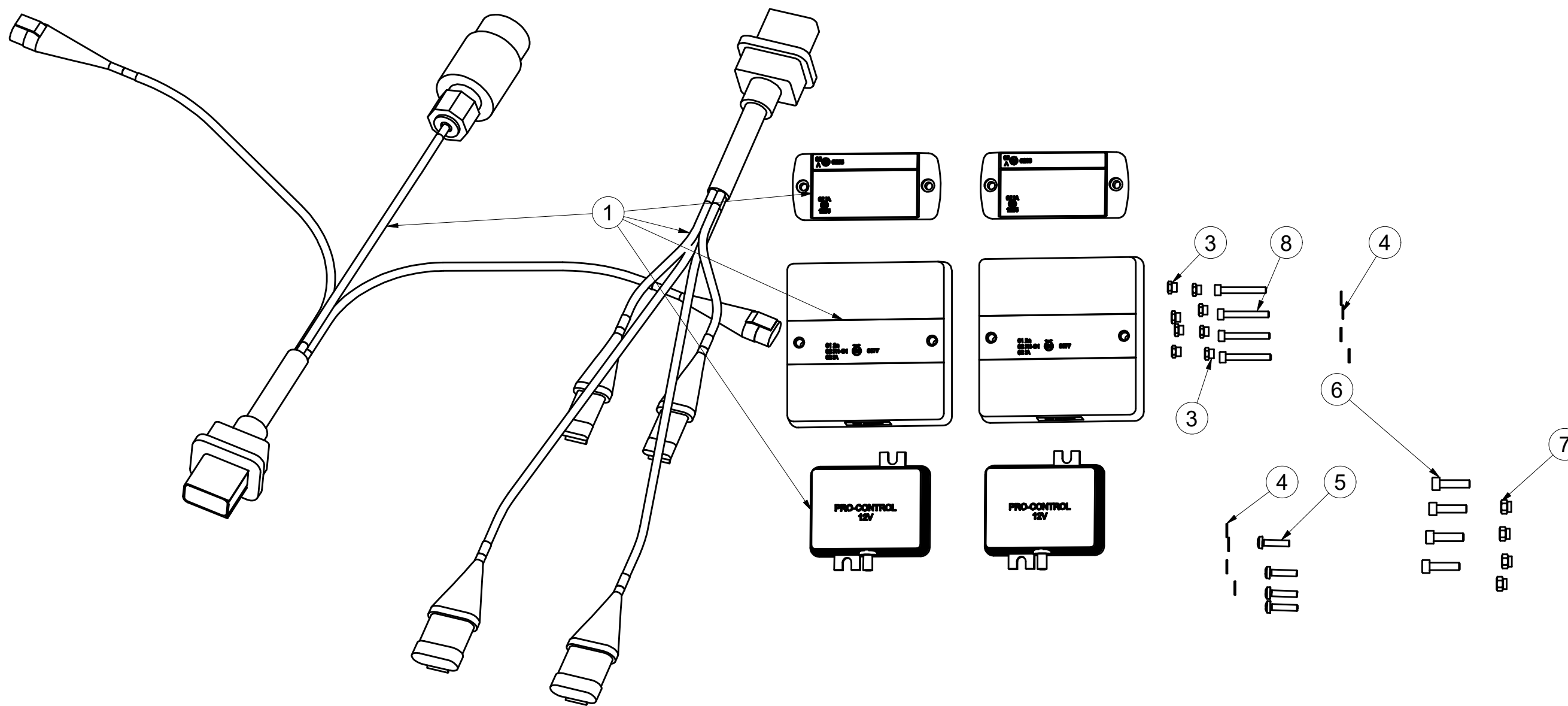
Ⓖ LIGHTING SET

Ⓡ ОСВЕТИТЕЛЬНЫЙ КОМПЛЕКТ

Ⓟ ZESTAW OŚWIETLENIA



3010733



Pos.	Part Number	Pcs.
1	m17254	1
3	m05562	8
4	m05597	8
5	m15790	4
6	m10591	4
7	m06236	4
8	m16861	4

Ⓒ SVĚTELNÁ SADA

Ⓓ LEUCHTENSATZ

Ⓕ KIT LUMINEUX

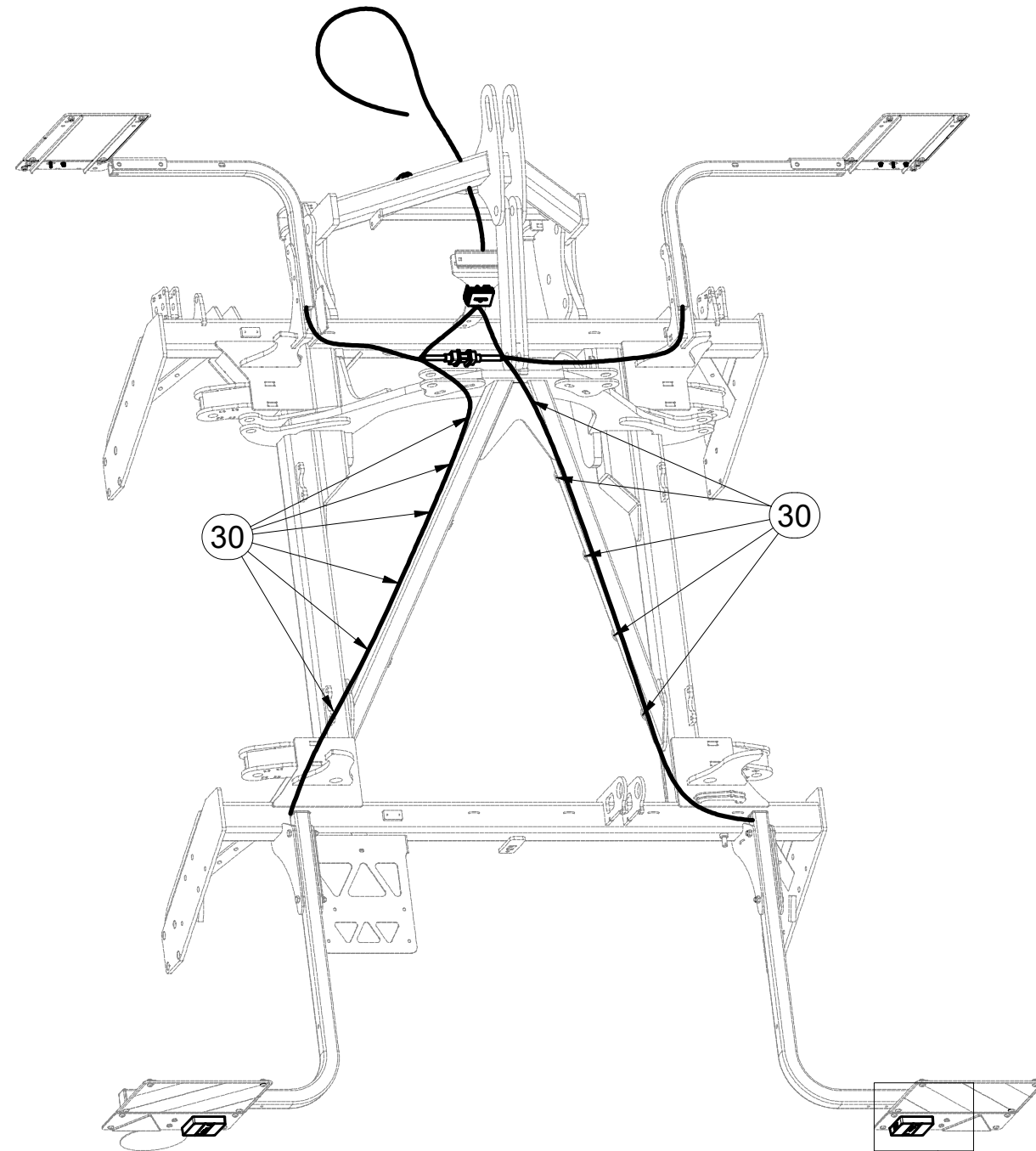
3010733

Ⓒ LIGHTING SET

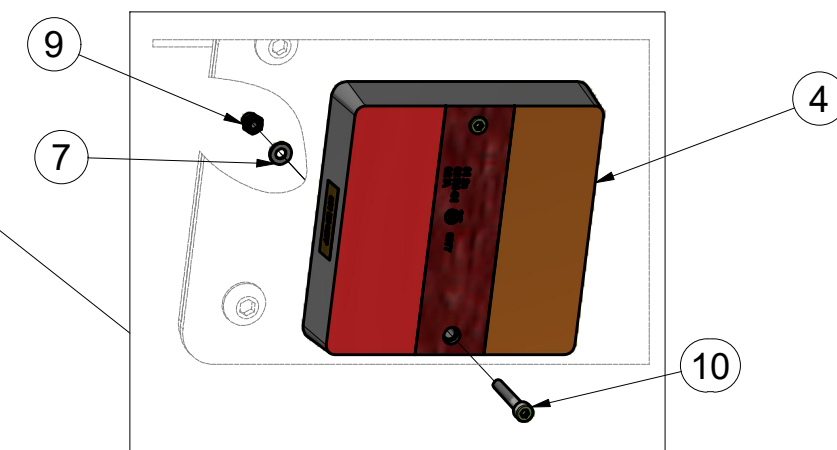
Ⓓ ОСВЕТИТЕЛЬНЫЙ КОМПЛЕКТ

Ⓕ ZESTAW OŚWIETLENIA

Farmet



Pos.	Part Number	Pcs.
4	m17254	1
9	m05562	8
7	m05597	8
10	m16861	4
30	m05566	50



Ⓒ SVĚTELNÁ SADA

Ⓓ LEUCHTENSATZ

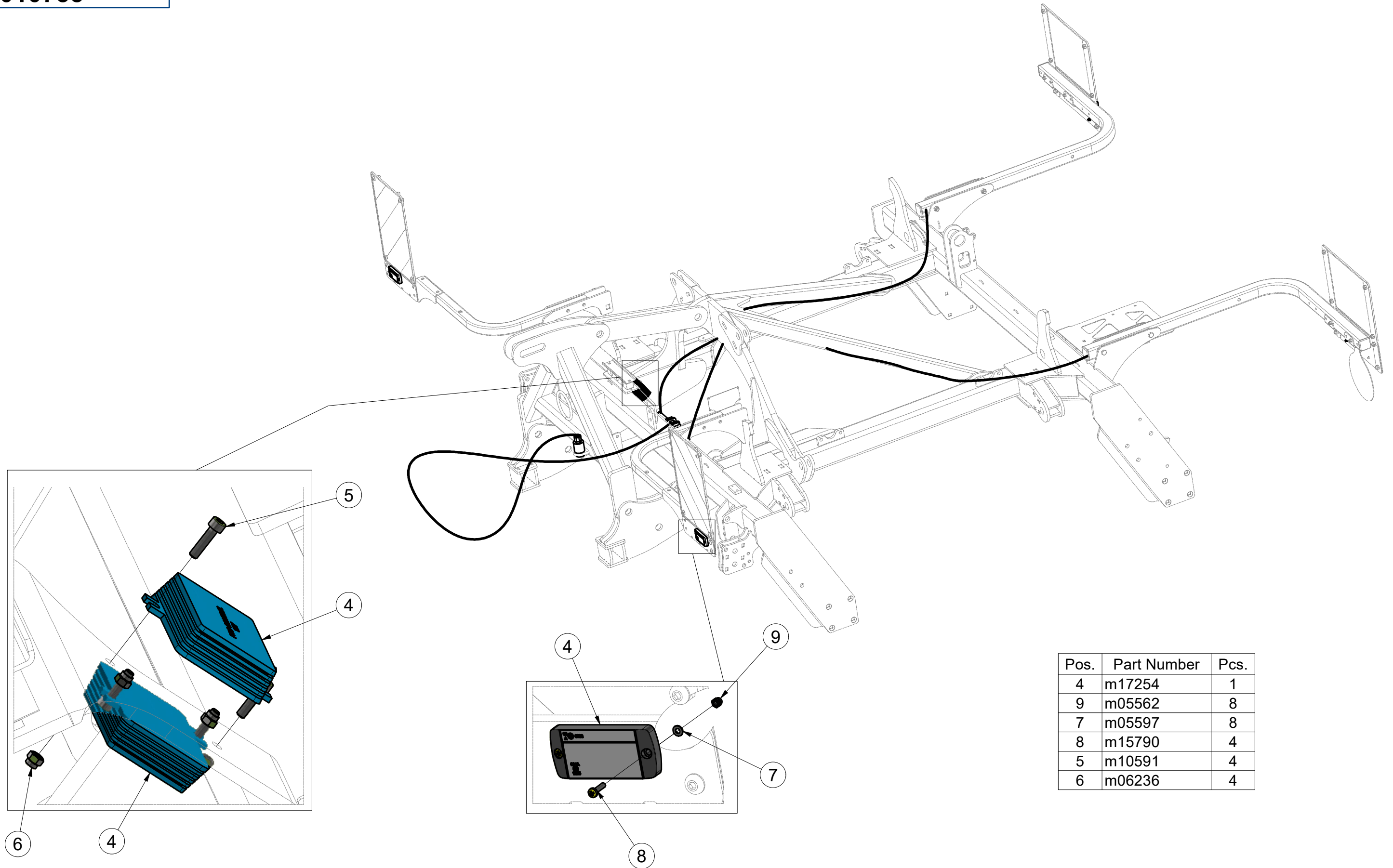
Ⓕ KIT LUMINEUX

3010733

Ⓖ LIGHTING SET

Ⓡ ОСВЕТИТЕЛЬНЫЙ КОМПЛЕКТ

Ⓟ ZESTAW OŚWIETLENIA



Pos.	Part Number	Pcs.
4	m17254	1
9	m05562	8
7	m05597	8
8	m15790	4
5	m10591	4
6	m06236	4

Ⓒ SVĚTELNÁ SADA

Ⓓ LEUCHTENSATZ

Ⓕ KIT LUMINEUX

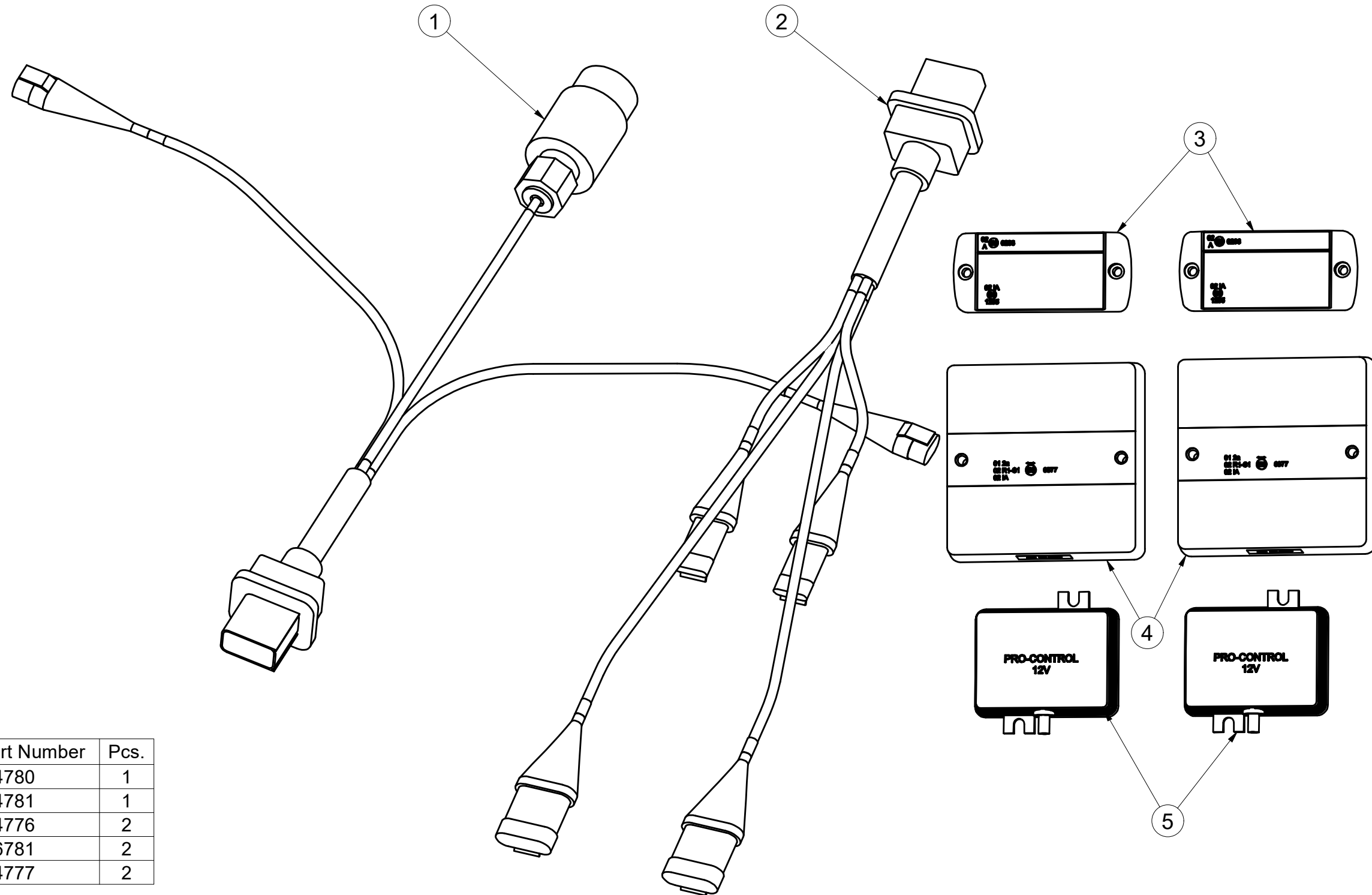
Ⓖ LIGHTING SET

Ⓡ ОСВЕТИТЕЛЬНЫЙ КОМПЛЕКТ

Ⓟ ZESTAW OŚWIETLENIA



m17254



Pos.	Part Number	Pcs.
1	m14780	1
2	m14781	1
3	m14776	2
4	m16781	2
5	m14777	2

- Ⓒ UTAHOVACÍ MOMENTY ŠROUBŮ
 Ⓓ ANZUGMOMENTE VON SCHRAUBEN
 Ⓕ COUPLES DE SERRAGE DES VIS

- Ⓒ SCREW TIGHTENING TORQUE
 Ⓓ МОМЕНТЫ ЗАЖАТИЯ БОЛТОВ
 Ⓕ MOMENTY DOKRĘCANIA ŚRUB



P		5.8	8.8	10.9	12.9	Z	
D	R	Mu	Mu	Mu	Mu	DIN 7991	ISO 10642
mm	mm	Nm	Nm	Nm	Nm	Nm	Nm
M6	1	6	9	13	15	7,2	7,9
M8	1,25	14	22	32	38	17	19
M10	1,5	29	44	64	75	35	38
M12	1,75	49	76	111	130	58	65
M14	2	79	120	176	206	93	100
M16	2	123	188	276	323	144	158
M18	2,5	169	257	378	443	-	220
M20	2,5	239	365	536	628	-	310
M22	2,5	329	529	738	864	-	420
M24	3	413	629	924	1082	-	530
M27	3	613	934	1372	1606	-	-
M30	3,5	832	1267	1862	2179	-	-
M33	3,5	1130	1723	2530	2961	-	-
M36	4	1451	2210	3246	3799	-	-
M39	4	1885	2872	4217	4936	-	-
M42	4,5	2322	3538	5196	6080	-	-
M45	4,5	2909	4433	6511	7619	-	-
M48	5	3513	535	7862	9200	-	-
M52	5	4524	6895	10123	11849	-	-
M56	5,5	5636	8589	12614	14761	-	-

- Mu - Ⓒ UTAHOVACÍ MOMENT
 Ⓓ ANZUGMOMENTE
 Ⓕ COUPLE DE SERRAGE
 Ⓒ TIGHTENING TORQUE
 Ⓓ МОМЕНТ ЗАЖАТИЯ
 Ⓕ MOMENT DOKRĘCANIA
- D - Ⓒ JMENOVITÝ PRŮMĚR
 Ⓓ NENNDURCHMESSER
 Ⓕ DIAMETRE NOMINAL
 Ⓒ NOMINAL DIAMETER
 Ⓓ НОМИНАЛЬНЫЙ ДИАМЕТР
 Ⓕ ŚREDNICA NOMINALNA
- R - Ⓒ ROZTEČ ZÁVITU - STOUPÁNÍ
 Ⓓ GEWINDESTEIFUNG
 Ⓕ PAS DE FILET - PAS
 Ⓒ SCREW PITCH – LEAD
 Ⓓ ШАГ РЕЗЬБЫ
 Ⓕ ROZSTAW GWINTU - SKOKI
- P - Ⓒ PEVNOST
 Ⓓ FESTIGKEIT
 Ⓕ RÉSISTANCE
 Ⓒ STRENGTH
 Ⓓ ПРОЧНОСТЬ
 Ⓕ WYTRZYMA OŚĆ
- Z - Ⓒ ZÁPUSTNÉ ŠROUBY
 Ⓓ SENKKOPFSCHRAUBEN
 Ⓕ VIS A TETE FRAISEE
 Ⓒ COUNTERSUNK SCREWS
 Ⓓ БОЛТЫ С УТОПЛЕННОЙ ГОЛОВКОЙ
 Ⓕ ŚRUBY Z ŁBEM STOŻKOWYM PŁASKIM

- Ⓒ Hodnoty momentů jsou poníženy o -10% oproti tabulkovým hodnotám. Šroubové spoje utahujte dle vyznačeného utahovacího momentu v dokumentaci. Pokud není utahovací moment v dokumentaci vyznačen, utahujte dle obecné tabulky. Pokud je v dokumentaci definován spoj šroubu a matice o různých pevnostech, vždy utahujte na moment komponenty nižší.
- Ⓓ Die Werte der Anzugsmomente sind um 10 % gegenüber den Tabellenwerten verringert. Ziehen Sie die Schraubverbindungen gemäß dem in der Dokumentation festgeschriebenen Anzugsmoment an. Sofern das Anzugsmoment nicht in der Dokumentation aufgeführt ist, ziehen Sie sie gemäß der allgemeinen Tabelle an. Wenn in der Dokumentation eine Verbindung von Schraube und Mutter mit verschiedene Festigkeiten definiert ist, wird immer mit dem Moment des Bauteils mit der geringeren Festigkeit angezogen.
- Ⓕ Les valeurs des couples de serrage sont baissées de 10% par rapport aux valeurs de tableau. Serrez les raccords à vis selon le couple de serrage indiqué dans les documents. Si le couple de serrage n'est pas indiqué dans les documents, serrez selon le tableau général. Si les documents définissent un assemblage par boulon de diverses résistances, serrez toujours au moment de la composante avec résistance inférieure.
- Ⓒ The torque values are reduced by 10% compared to the table values. Tighten the screw joints according to the tightening torque stated in the documentation. If the tightening torque is not stated in the documentation, tighten according to the general table. If there is a joint with a screw and a nut at different strengths in the documentation, always tighten to the torque of the component with lower strength.
- Ⓓ Значения моментов затяжки уменьшены на 10% по сравнению с данными в таблице. Резьбовые соединения зажимайте с установленным в документации моментом зажатия. Если в документации не указан момент зажатия, то зажимайте по действующей в общем таблице. Если в документации установлено соединение из болта и гайки различной прочности, всегда зажимайте с моментом для компонента с меньшей прочностью.
- Ⓕ Wartości momentów dokręcania są obniżone o 10% w stosunku do wartości z tabeli. Połączenia śrubowe należy dokręcać zgodnie z momentem obrotowym w dokumentacji. Jeśli w dokumentacji nie ma podanego momentu obrotowego, należy dokręcać zgodnie z ogólną tabelą. Jeśli w dokumentacji zdefiniowane jest połączenie ze śrubą nakrętką różnych wytrzymałościach, zawsze należy dokręcać zachowując moment dokręcania komponentu z niższą wytrzymałością.

- Ⓒ UTAHOVACÍ MOMENTY ŠROUBŮ
 Ⓓ ANZUGMOMENTE VON SCHRAUBEN
 Ⓕ COUPLES DE SERRAGE DES VIS

- Ⓖ SCREW TIGHTENING TORQUE
 Ⓡ MOMENTY ZAJATIA BOLTOB
 Ⓟ MOMENTY DOKRĘCANIA ŚRUB



- Ⓒ **OBECNÝ PŘEDPIS UTAHOVÁNÍ ZAJIŠTĚNÍ ČEPOVÝCH SPOJŮ:**
 Ⓓ **ALLGEMEINE VORSCHRIFT FÜR DAS ANZIEHEN VON BOLZENVERBINDUNGEN:**
 Ⓕ **CONSIGNE GENERALE POUR LE SERRAGE DES ARTICULATIONS CYLINDRIQUES:**
 Ⓖ **GENERAL INSTRUCTION FOR TIGHTENING THE SECURING OF PIN JOINTS:**
 Ⓡ **ОБЩЕЕ ОПИСАНИЕ ЗАЖАТИЯ ПРЕДОХРАНЕНИЯ СОЕДИНЕНИЙ ПАЛЬЦАМИ:**
 Ⓟ **OGÓLNE ZASADY DOKRĘCANIA ZABEZPIECZENIA POŁĄCZEŃ CZOPEM:**



X

M8, M10, M12

M14

M

09-15Nm

15-25Nm

- X - Ⓒ ROZMĚR ŠROUBU
 Ⓓ SCHRAUBENGRÖSSE
 Ⓕ DIMENSIONS DE LA VIS

- Ⓖ BOLT DIMENSION
 Ⓡ РАЗМЕР БОЛТА
 Ⓟ ROZMIAR ŚRUBY

- M - Ⓒ ORIENTAČNÍ MOMENT
 Ⓓ ANZUGSMOMENT
 Ⓕ COUPLE D'ORIENTATION

- Ⓖ ORIENTATION TORQUE
 Ⓡ ОРИЕНТАЦИОННЫЙ МОМЕНТ
 Ⓟ ORIENTACYJNY MOMENT

- Ⓒ Tyto spoje není nutné ověřovat kontrolou momentovým klíčem = stačí vizuálně kontrolovat sešroubování.
 Ⓓ Diese Verbindungen müssen nicht mit einem Drehmomentschlüssel überprüft werden = es genügt, die Verschraubung visuell zu kontrollieren.
 Ⓕ Il n'est pas nécessaire de contrôler le serrage à l'aide d'une clé dynamométrique = un contrôle visuel de l'assemblage suffit.
 Ⓖ These joints do not have to be verified by checking with a torque wrench = visual inspection of bolting is sufficient.
 Ⓡ Эти соединения не нужно контролировать динамометрическим ключом = достаточно визуально проверять прикручивание.
 Ⓟ Nie trzeba sprawdzać tych połączeń kluczem dynamometrycznym = wystarczy wizualnie skontrolować dokręcenie.