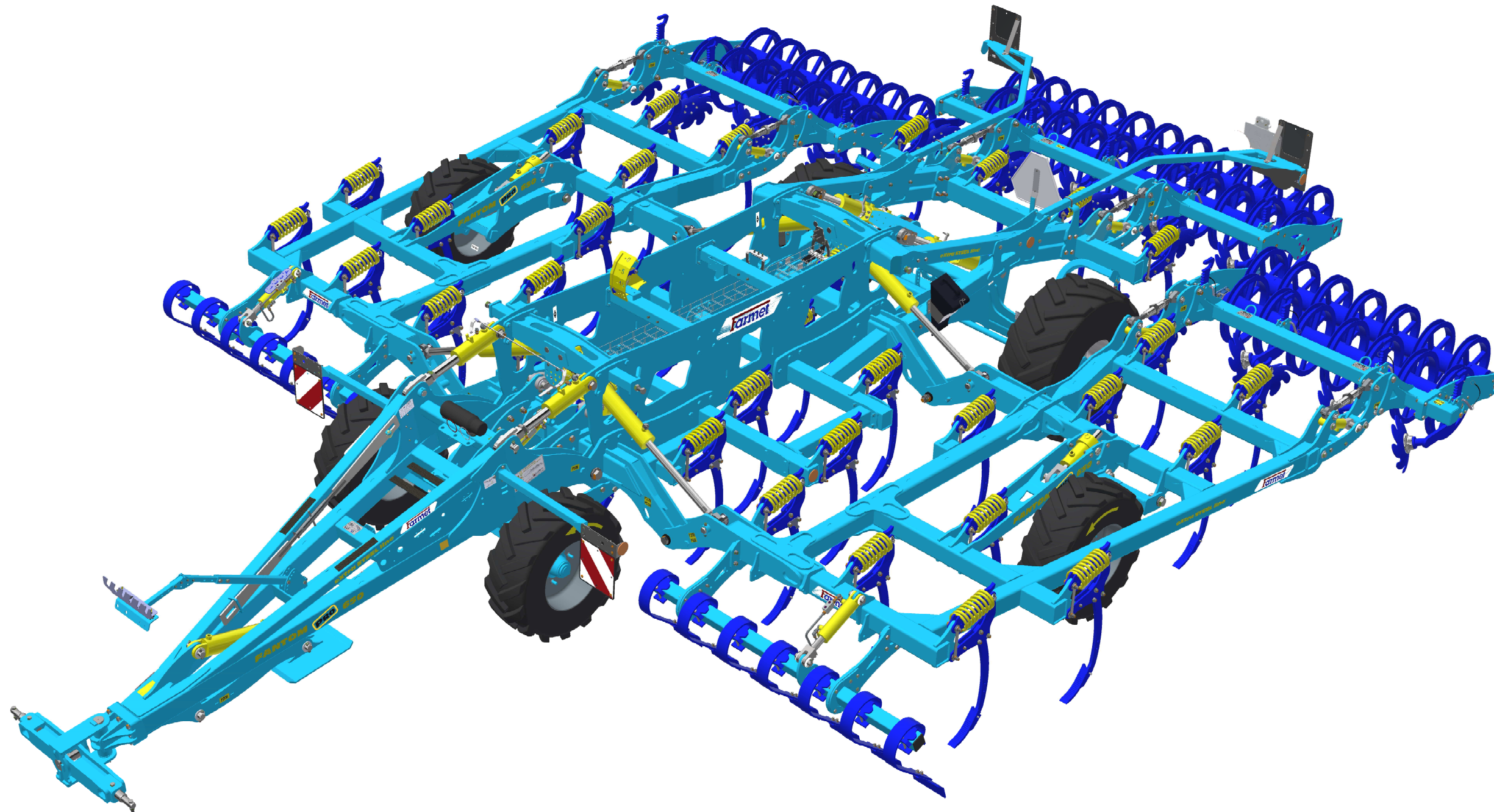


ⒸZ KATALOG NÁHRADNÍCH DÍLŮ ⒸB CATALOGUE OF SPARE PARTS ⒸD ERSATZTEILLISTE  
ⒸRU КАТАЛОГ ЗАПАСНЫХ ЧАСТЕЙ ⒸF CATALOGUE DES PIÈCES DE RECHANGE ⒸPL KATALOG CZĘŚCI ZAMIENNYCH

# FANTOM 650 PRO



ⒸZ Platnost pro vrcholové | výrobní číslo stroje ⒸB Validity for the top | serial number of the machine  
ⒸD Gültigkeit für die Haupt- | Herstellungsnummer der Maschine ⒸRU Действительно для главного | заводского номера машины  
ⒸF Validité du numéro de référence | de série de la machine ⒸPL Obowiązuje dla numeru głównego | seryjnego maszyny

VIN: FAR14217AK0001064  
9323043S1 | 2019/1064



ⒸZ NAVIGACE STROJE

ⒸD NAVIGATION DER MASCHINE

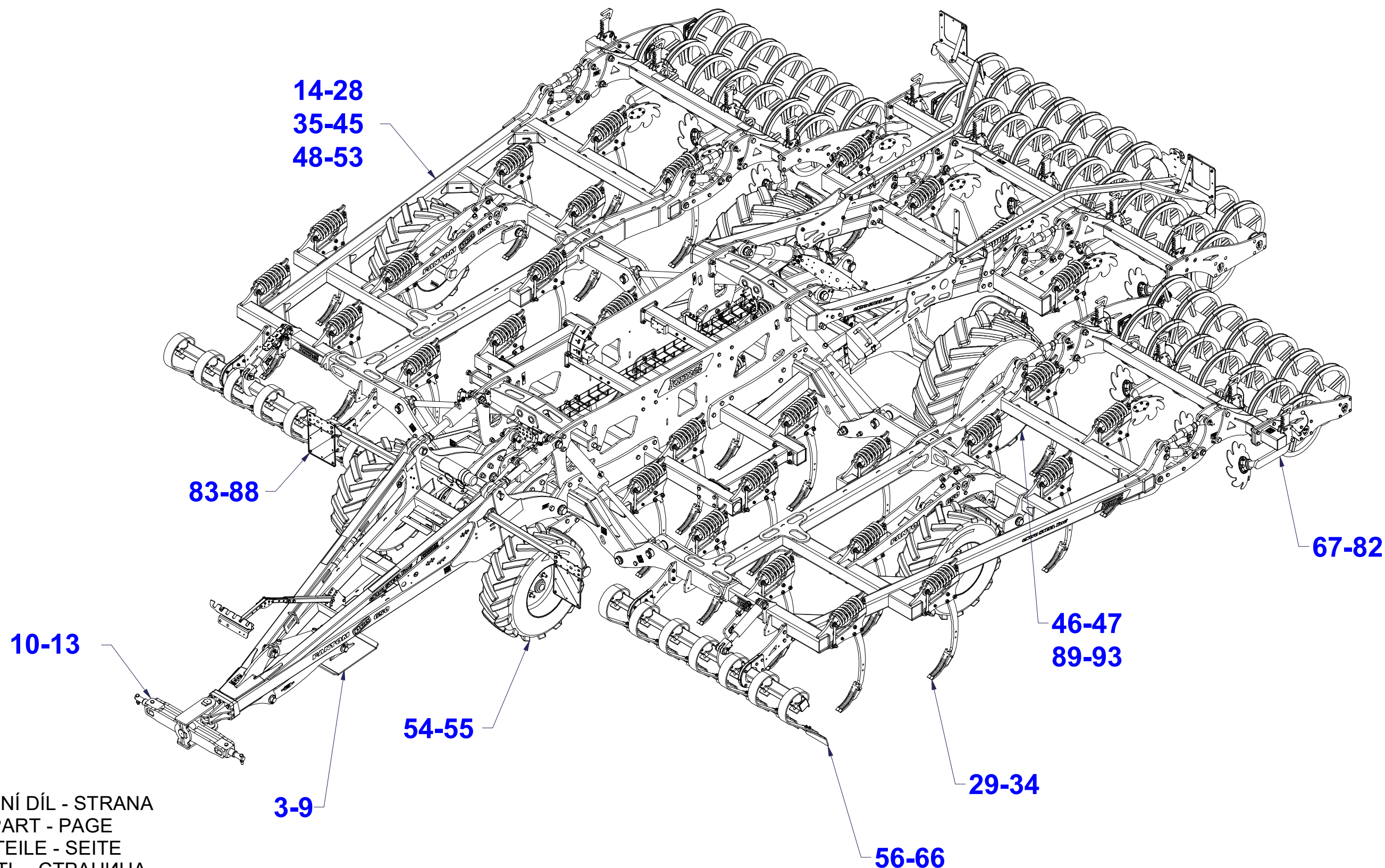
ⒸF NAVIGATION DE LA MACHINE

ⒸGB NAVIGATION OF THE MACHINE

ⒸRU НАВИГАЦИЯ МАШИНЫ

ⒸPL NAWIGACJA MASZYN

**Farmet**



ⒸZ NÁHRADNÍ DÍL - STRANA

ⒸGB SPARE PART - PAGE

ⒸD ERSATZTEILE - SEITE

ⒸRU ЗАПЧАСТЬ - СТРАНИЦА

ⒸF PIÈCE DE RECHANGE - PAGE

ⒸPL CZĘŚCI ZAMIENNE - STRONA



ⒸZ OJ MONT

Ⓓ DEICHSEL MONTIERT

Ⓕ TIMON MONTÉ

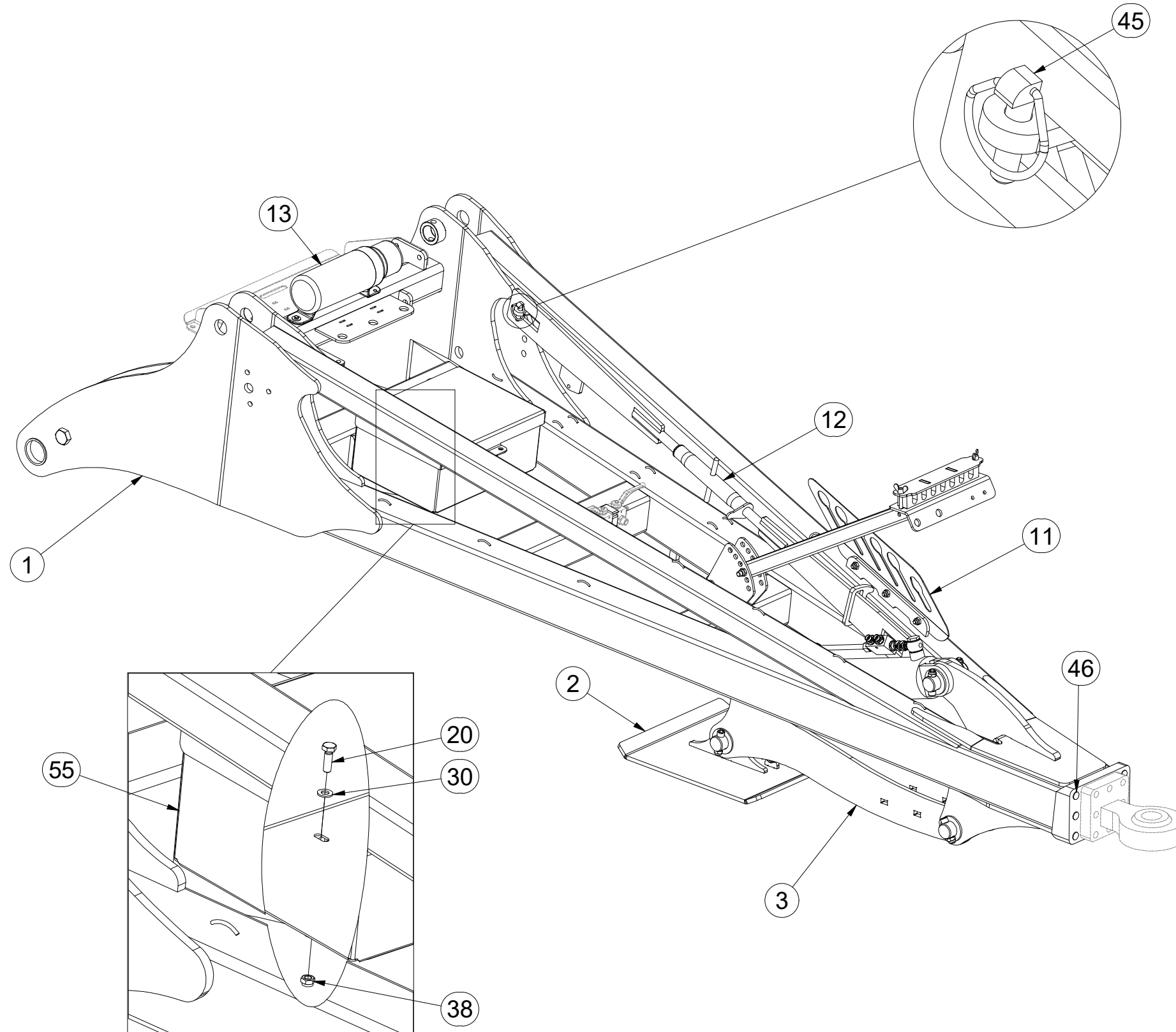
ⒼB MONT DRAWBAR

ⒺU ДЫШЛО МОНТ.

ⒼL DYSZEL MONT



**3010461**



Pos.	Part Number	Pcs.
1	2001025	1
2	3007868	1
3	3009368	1
11	4016769	1
12	4017595	1
13	4018483	1
20	m01092	3
30	m01203	6
38	m04503	3
45	m02505	1
46	m12433	6
55	m12296	1



ⒸZ OJ MONT

Ⓓ DEICHSEL MONTIERT

Ⓕ TIMON MONTÉ

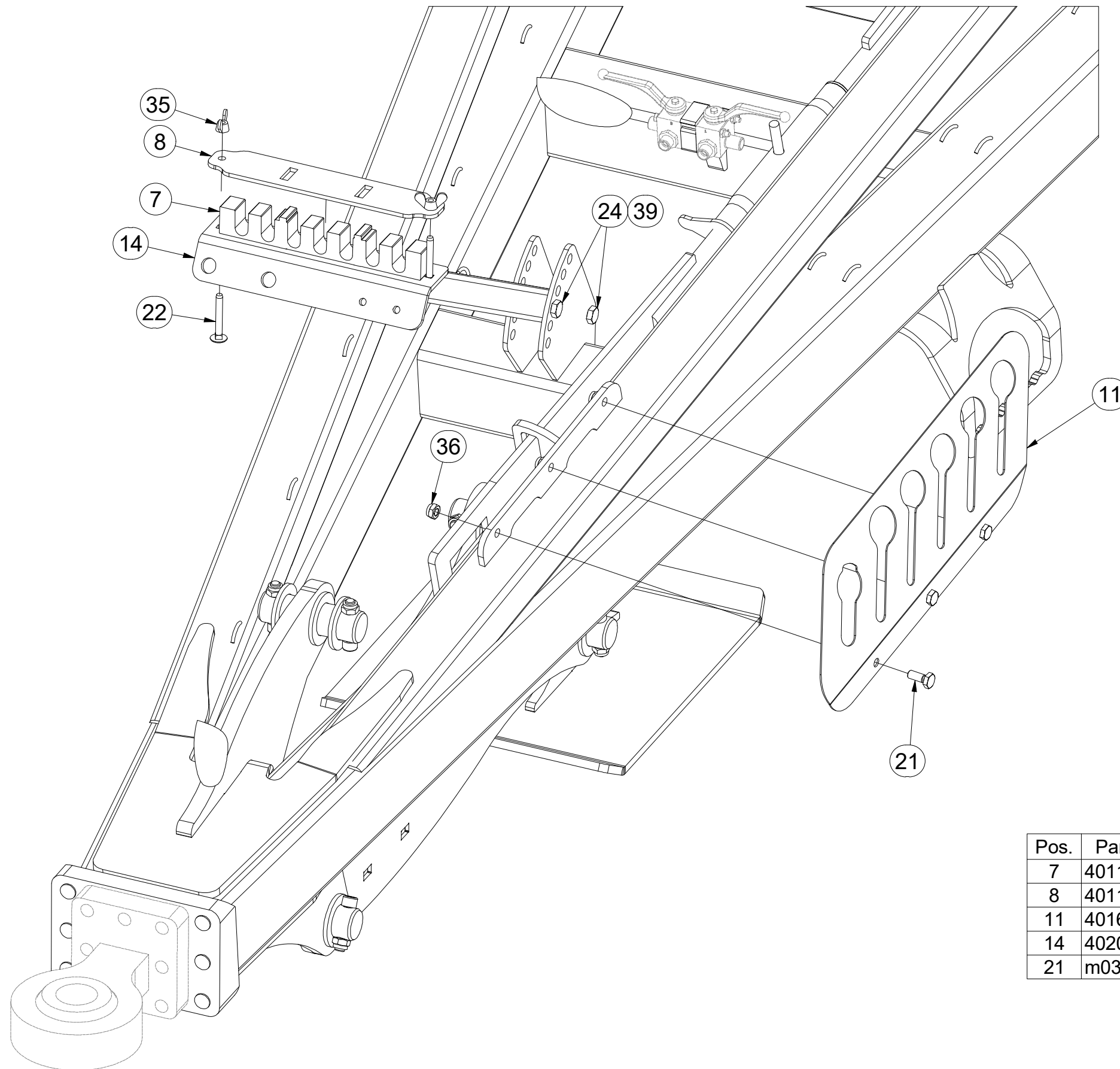
ⒼB MONT DRAWBAR

Ⓔ RU ДЫШЛО МОНТ.

ⒼL DYSZEL MONT



**3010461**



Pos.	Part Number	Pcs.	Pos.	Part Number	Pcs.
7	4011952	1	22	m09247	2
8	4011961	1	24	m12493	2
11	4016769	1	35	m01316	2
14	4020183	1	36	m03775	3
21	m03681	3	39	m06233	2



ⒸZ OJ MONT

Ⓓ DEICHSEL MONTIERT

Ⓕ TIMON MONTÉ

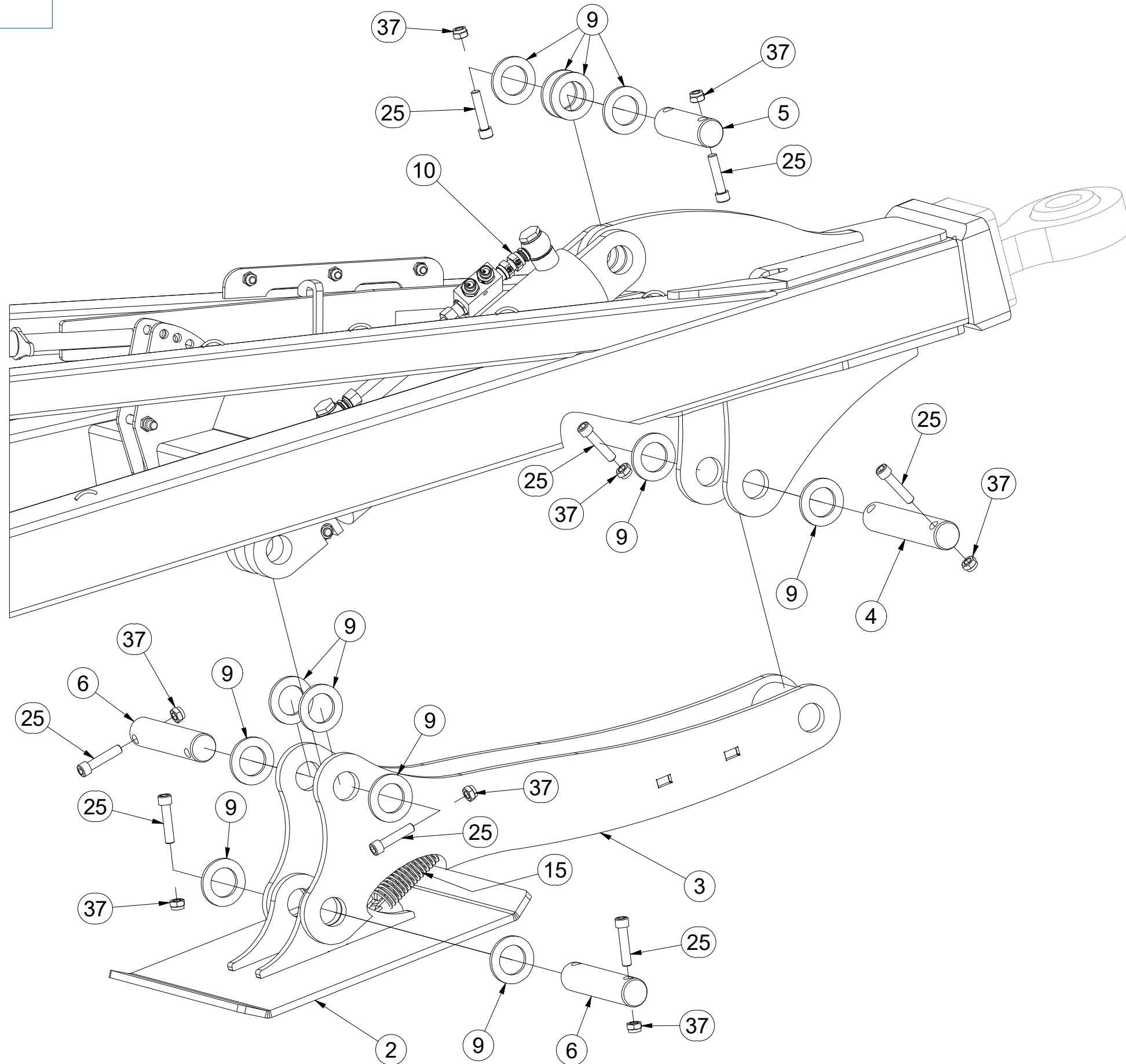
ⒼB MONT DRAWBAR

Ⓔ RU ДЫШЛО МОНТ.

ⒼL DYSZEL MONT



**3010461**



Pos.	Part Number	Pcs.
2	3007868	1
3	3009368	1
4	4007642	1
5	4007816	1
6	4011501	2
9	4013139	12
10	4015332	1
15	9004271	1
25	m14008	8
37	m04301	8



ⒸZ OJ MONT

Ⓓ DEICHSEL MONTIERT

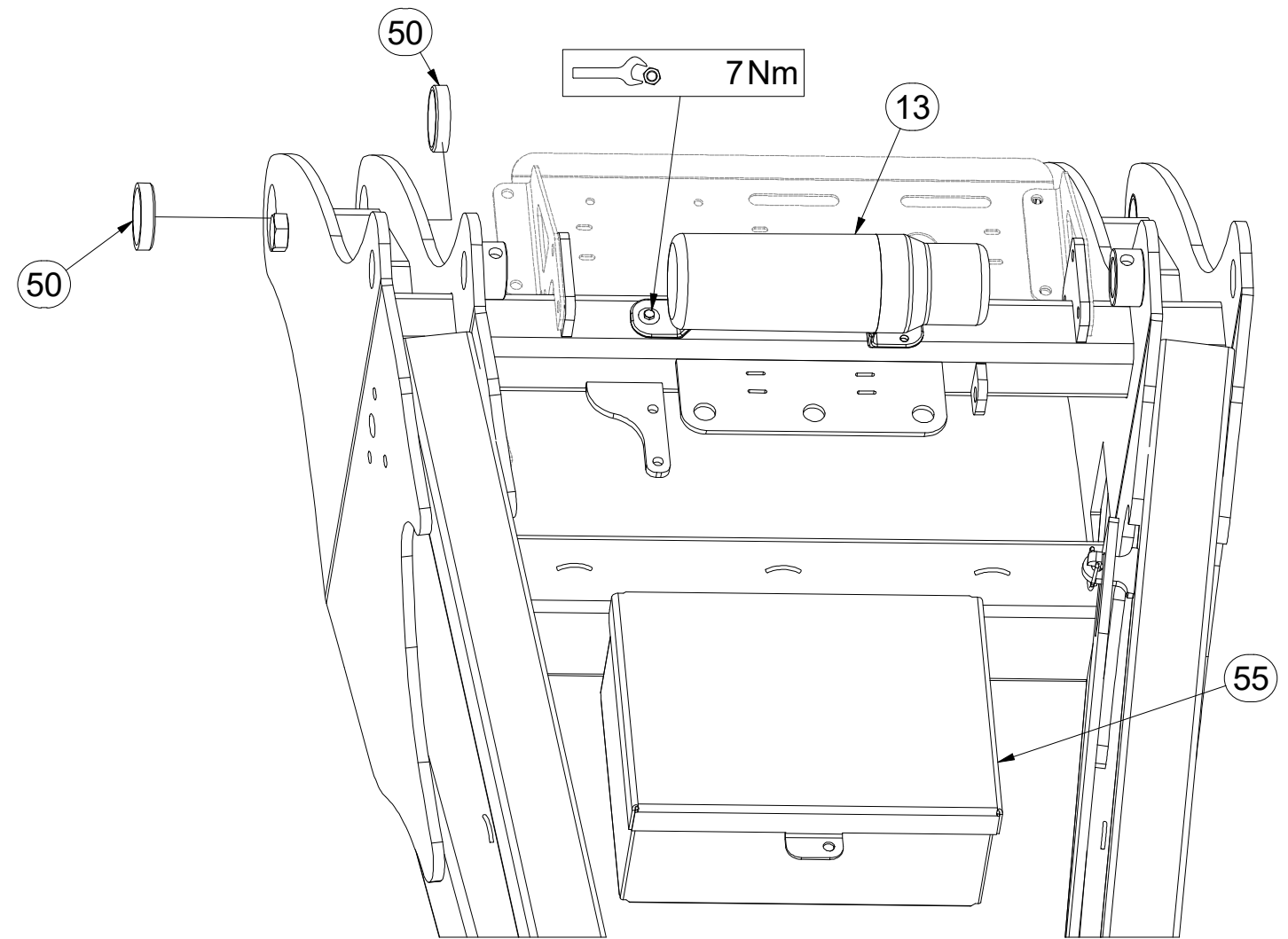
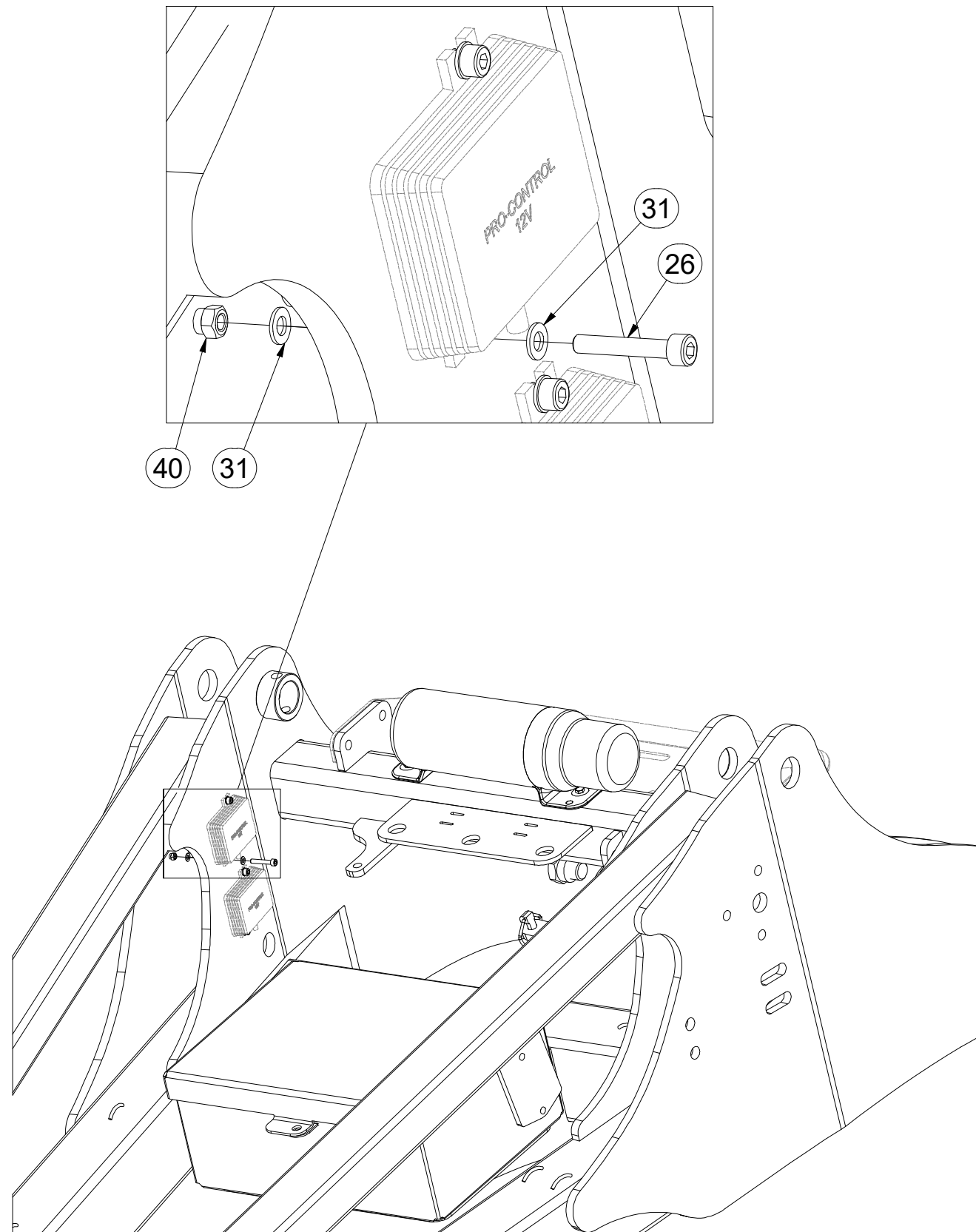
Ⓕ TIMON MONTÉ

**3010461**

ⒼB MONT DRAWBAR

ⒺU ДЫШЛО МОНТ.

ⒼL DYSZEL MONT



Pos.	Part Number	Pcs.
13	4018483	1
26	m10029	4
31	m04164	8
40	m06236	4
50	m14761	4
55	m12296	1

Ⓒ PÍSTNICE 90/45-335

Ⓓ KOLBENSTANGE 90/45-335

Ⓕ TIGE DE PISTON 90/45-335

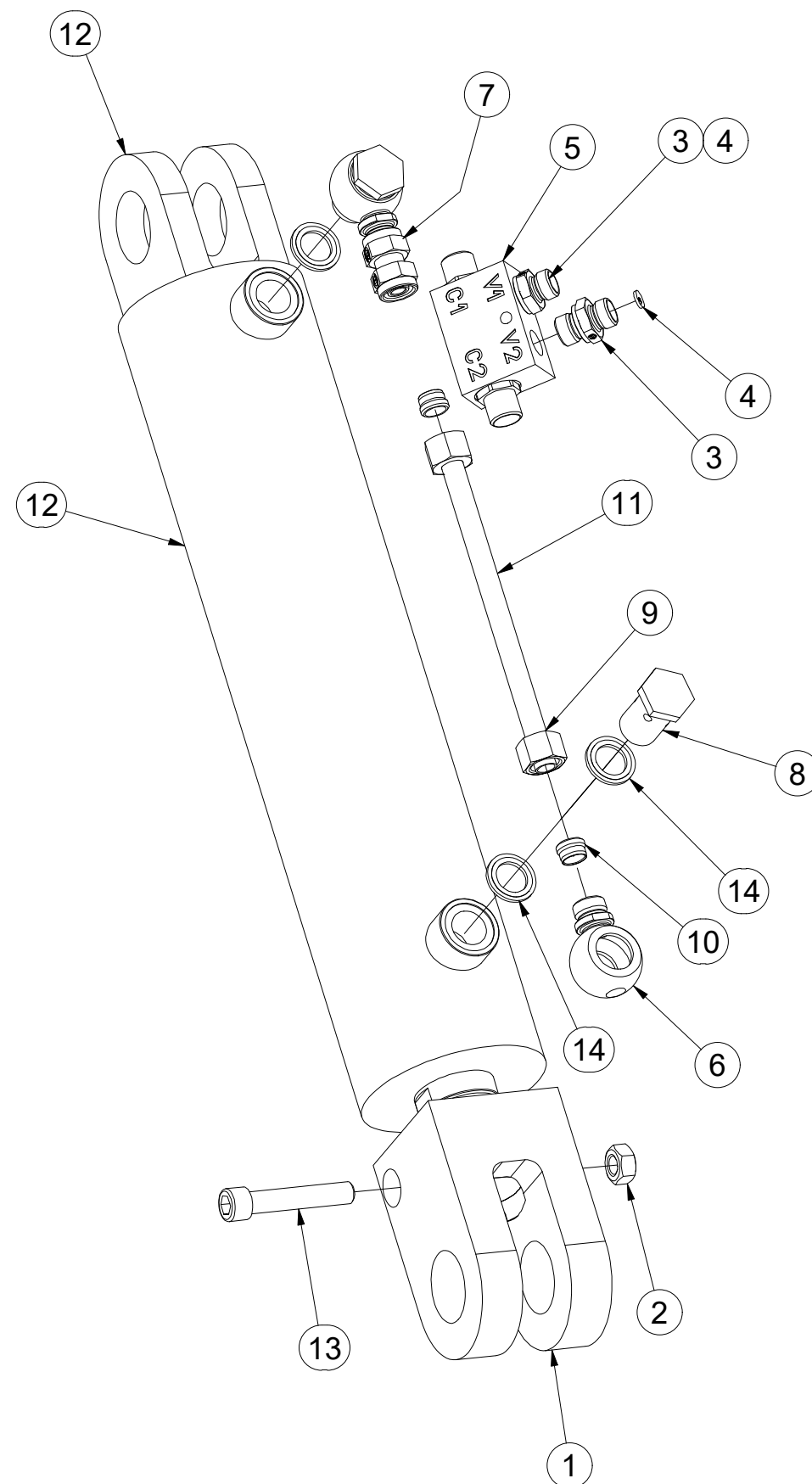
Ⓖ PISTON ROD 90/45-335

Ⓔ ЦИЛИНДР 90/45-335

Ⓟ TRZPIEŃ TŁOKA 90/45-335



**4015332**



Pos.	Part Number	Pcs.
1	m15149	1
2	m10439	1
3	m06528	2
4	m10780	2
5	m08083	1
6	m08860	2
7	m05144	1
8	m02609	2
9	m08861	2
10	m08862	2
11	m08859	1
12	m14681	1
13	m14867	1
14	m12418	4



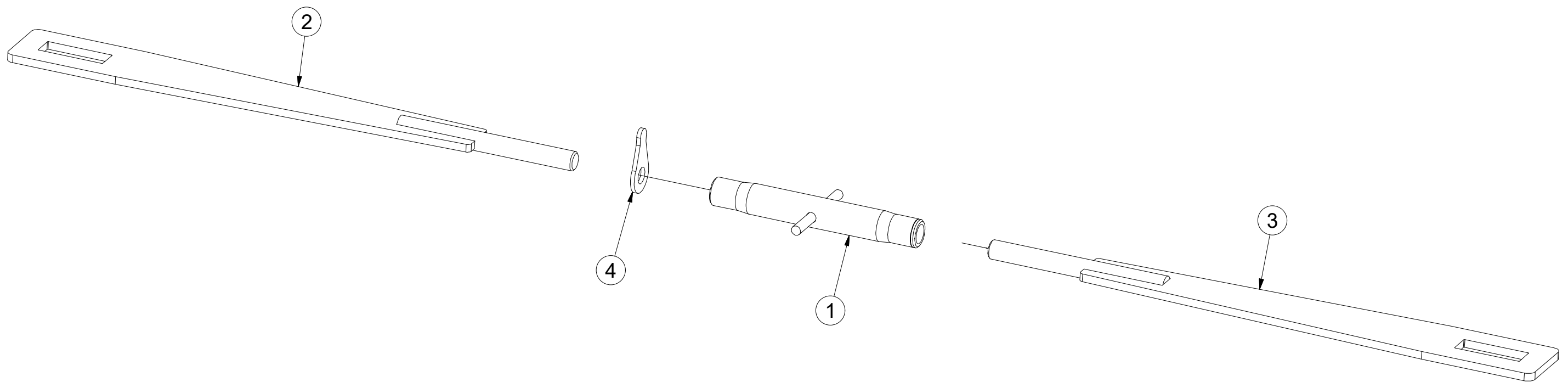
Ⓒ SPOJOVACÍ TÁHLO  
Ⓓ VERBINDUNGSSTANGE  
Ⓕ TIGE DE RACCORDEMENT

Ⓖ CONNECTING ROD  
Ⓡ СОЕДИНИТЕЛЬНАЯ ТЯГА  
Ⓢ KORBOWÓD



**4017595**

Pos.	Part Number	Pcs.
1	m08880	1
2	4017593	1
3	4017594	1
4	m08881	1



Ⓒ SADA TUBUSU

Ⓓ BÜCHSENSATZ

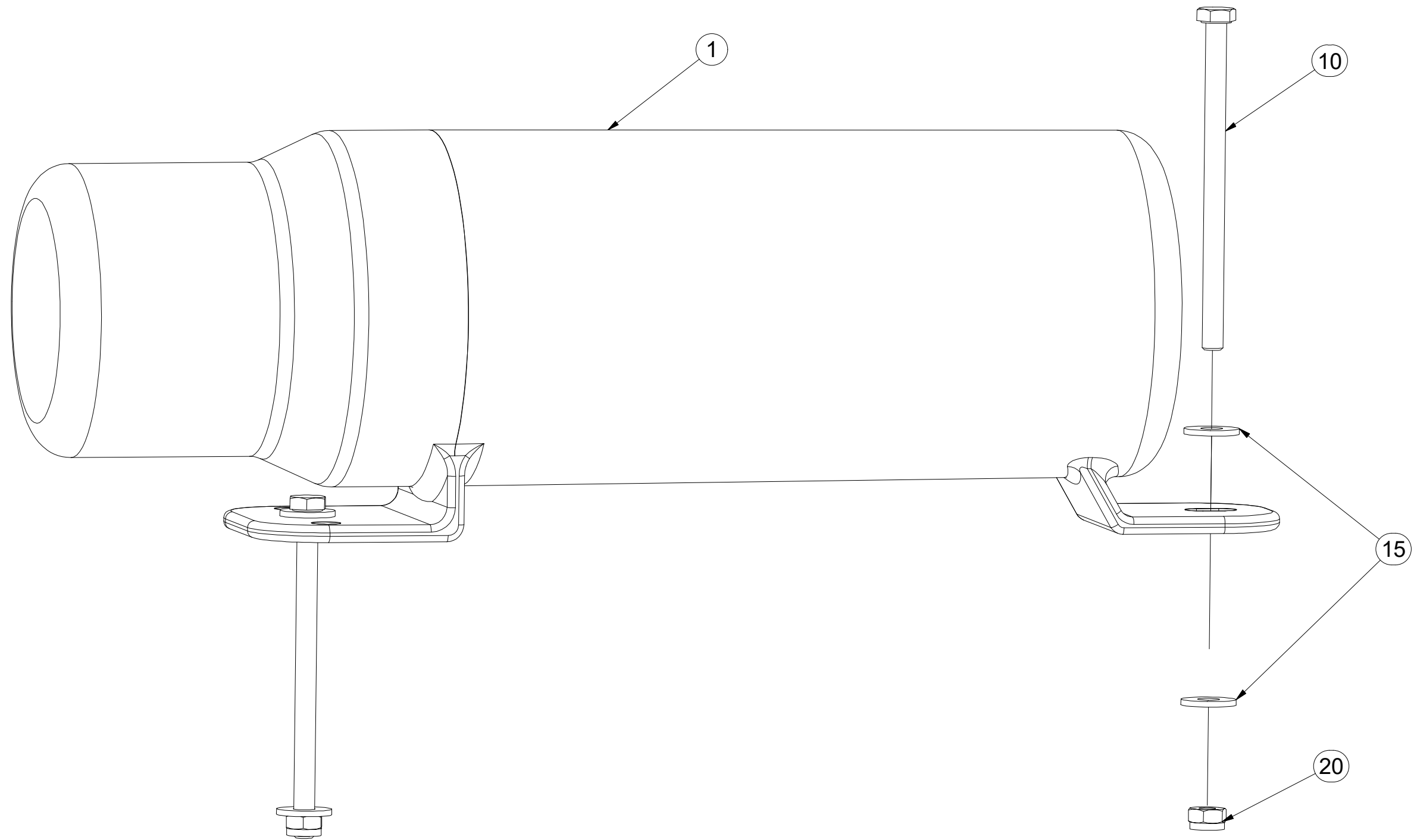
Ⓕ KIT DU TUBE

**4018483**

Ⓖ TUBE SET

Ⓡ КОМПЛЕКТ ТУБУСА

Ⓢ ZESTAW RUREK



Pos.	Part Number	Pcs.
1	m15900	1
10	m16378	2
15	m16612	4
20	m05560	2



Ⓒ SADA TBZ

Ⓓ SET TBZ

Ⓕ KIT TBZ

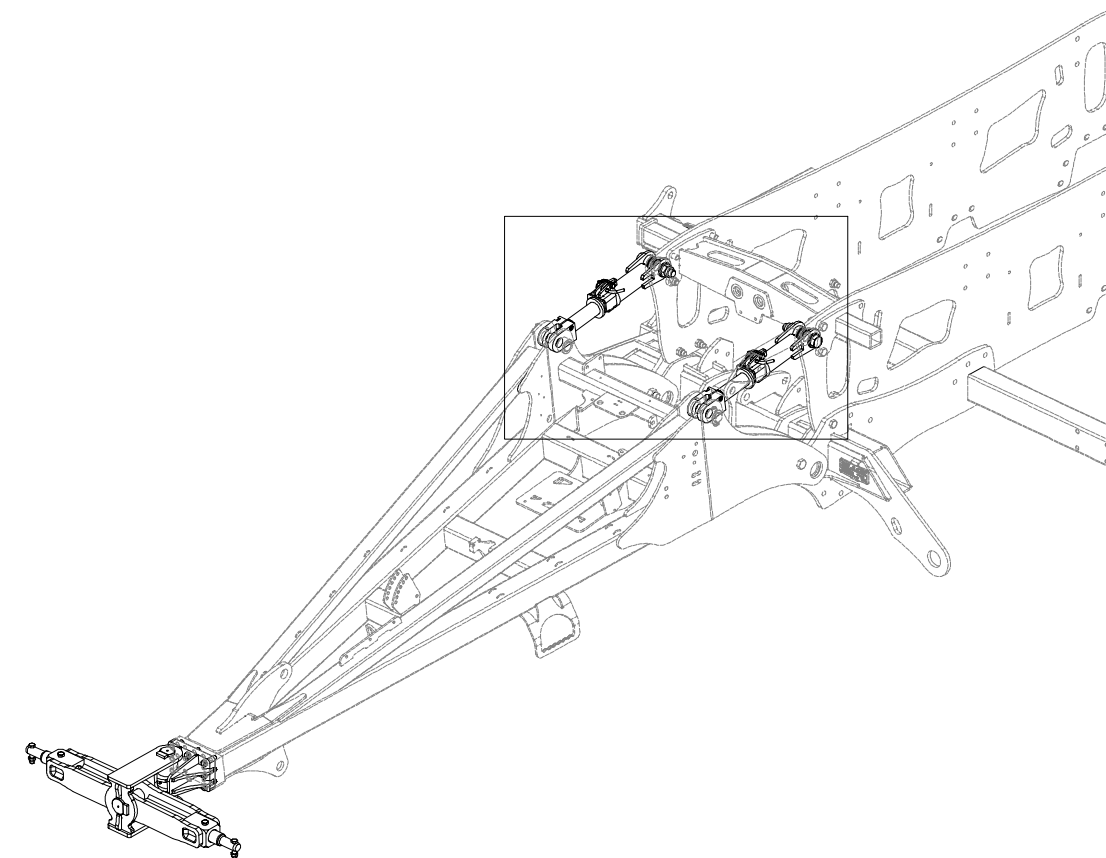
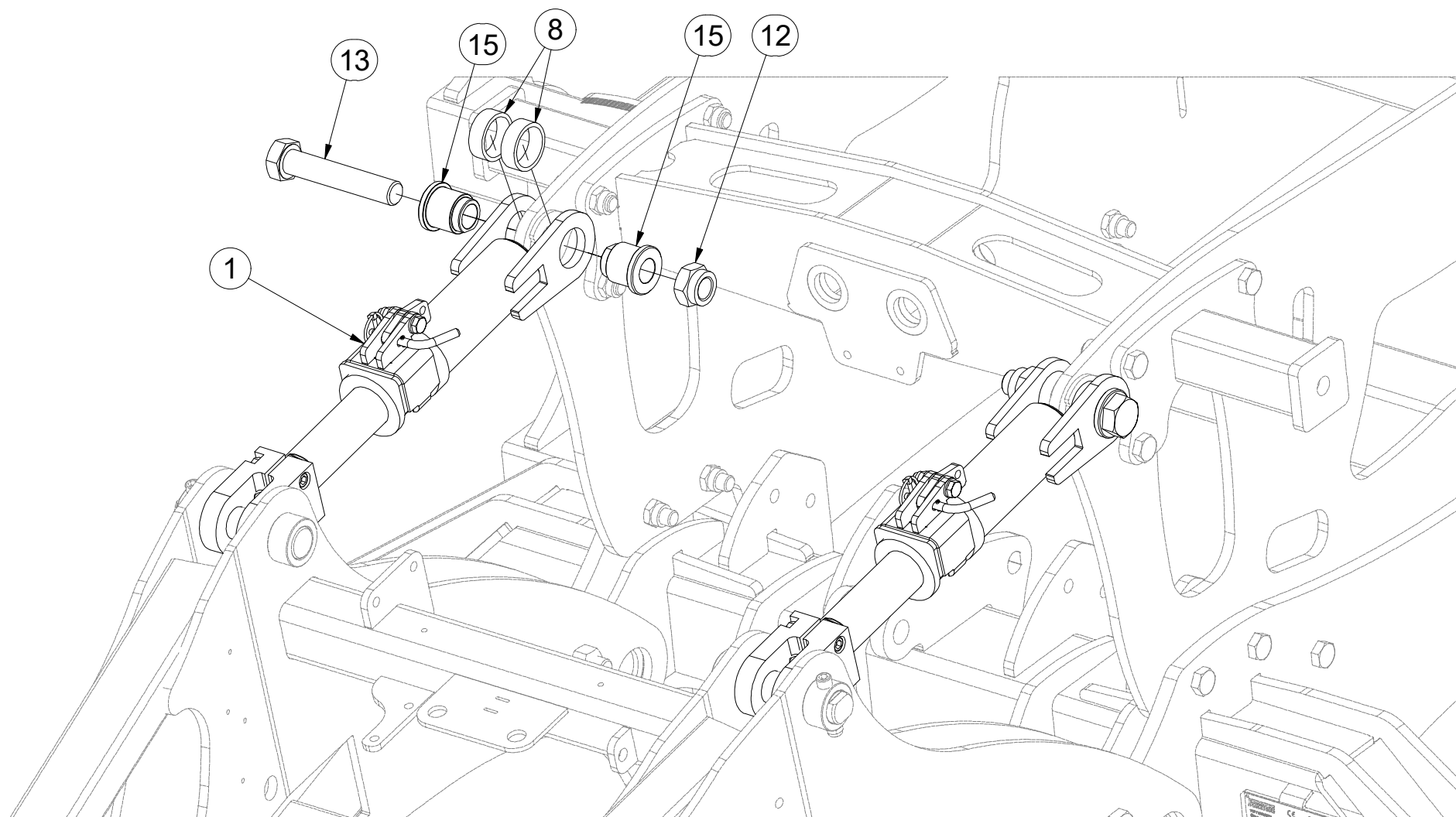
**3012646**

Ⓖ SET TBZ

Ⓡ КОМПЛЕКТ TBZ

Ⓢ ZESTAW TBZ

**Farmet**



Pos.	Part Number	Pcs.
1	3010043	2
8	4019975	4
12	m08036	2
13	m12376	2
15	m17046	4

Ⓒ SADA TBZ

Ⓓ SET TBZ

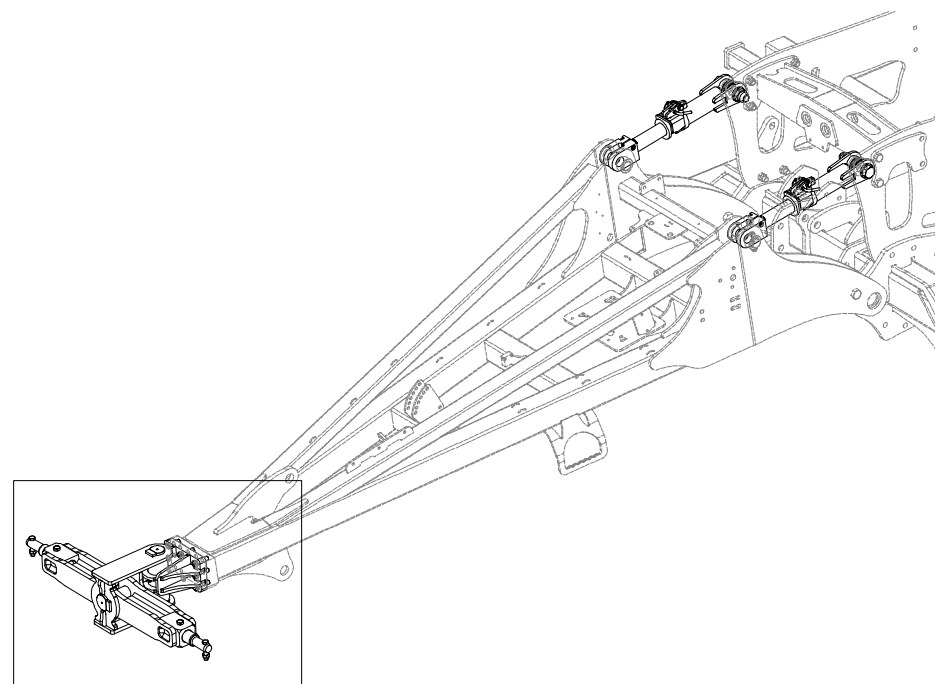
Ⓕ KIT TBZ

**3012646**

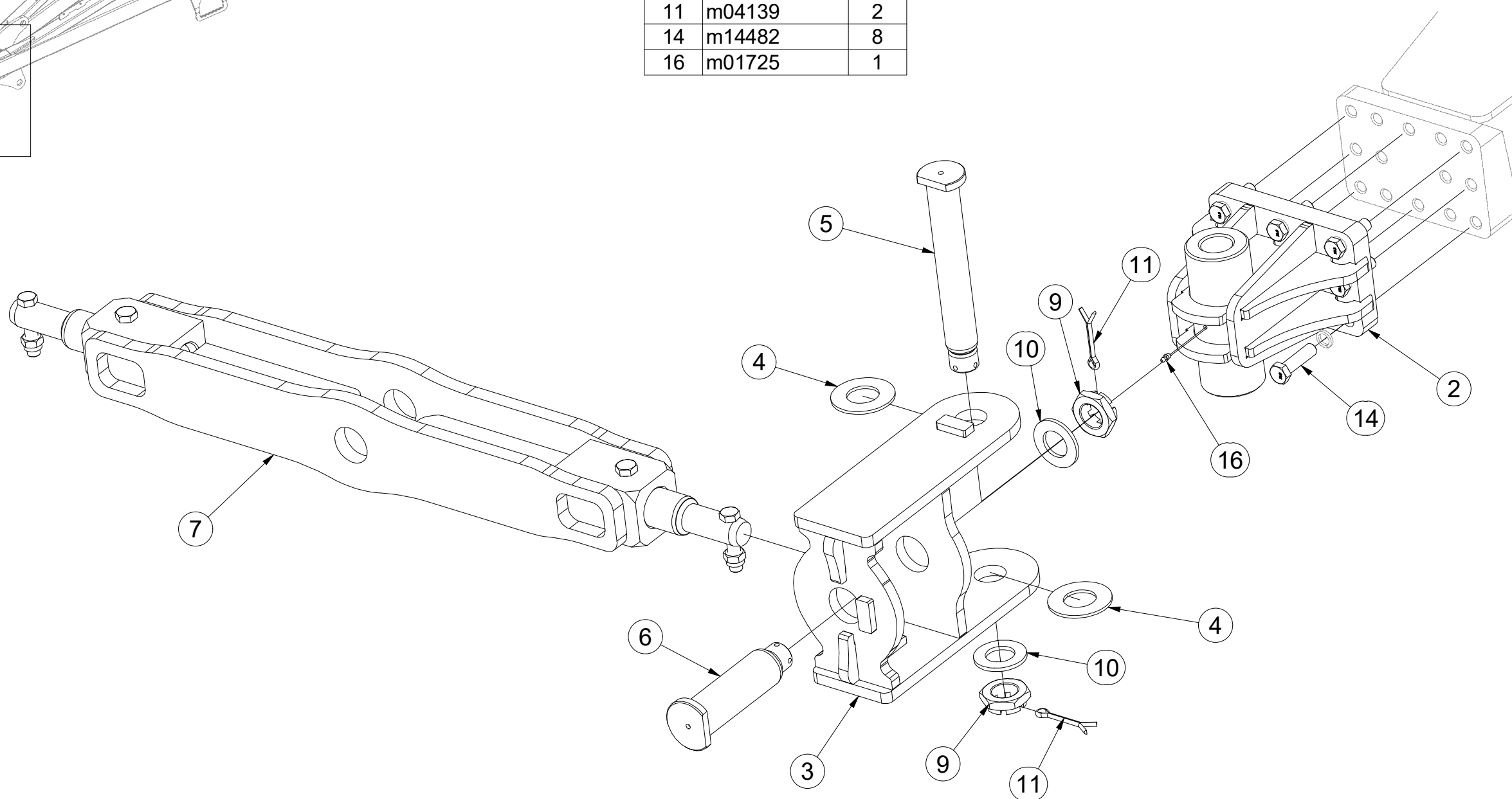
Ⓖ SET TBZ

Ⓡ КОМПЛЕКТ TBZ

Ⓢ ZESTAW TBZ



Pos.	Part Number	Pcs.
2	3010054	1
3	3012105	1
4	4003744	2
5	4007817	1
6	4007818	1
7	4008216	1
9	m02533	2
10	m03866	2
11	m04139	2
14	m14482	8
16	m01725	1





Ⓒ ZÁVĚSNÁ TYČ T3

Ⓓ KÖNIGSSTANGE T3

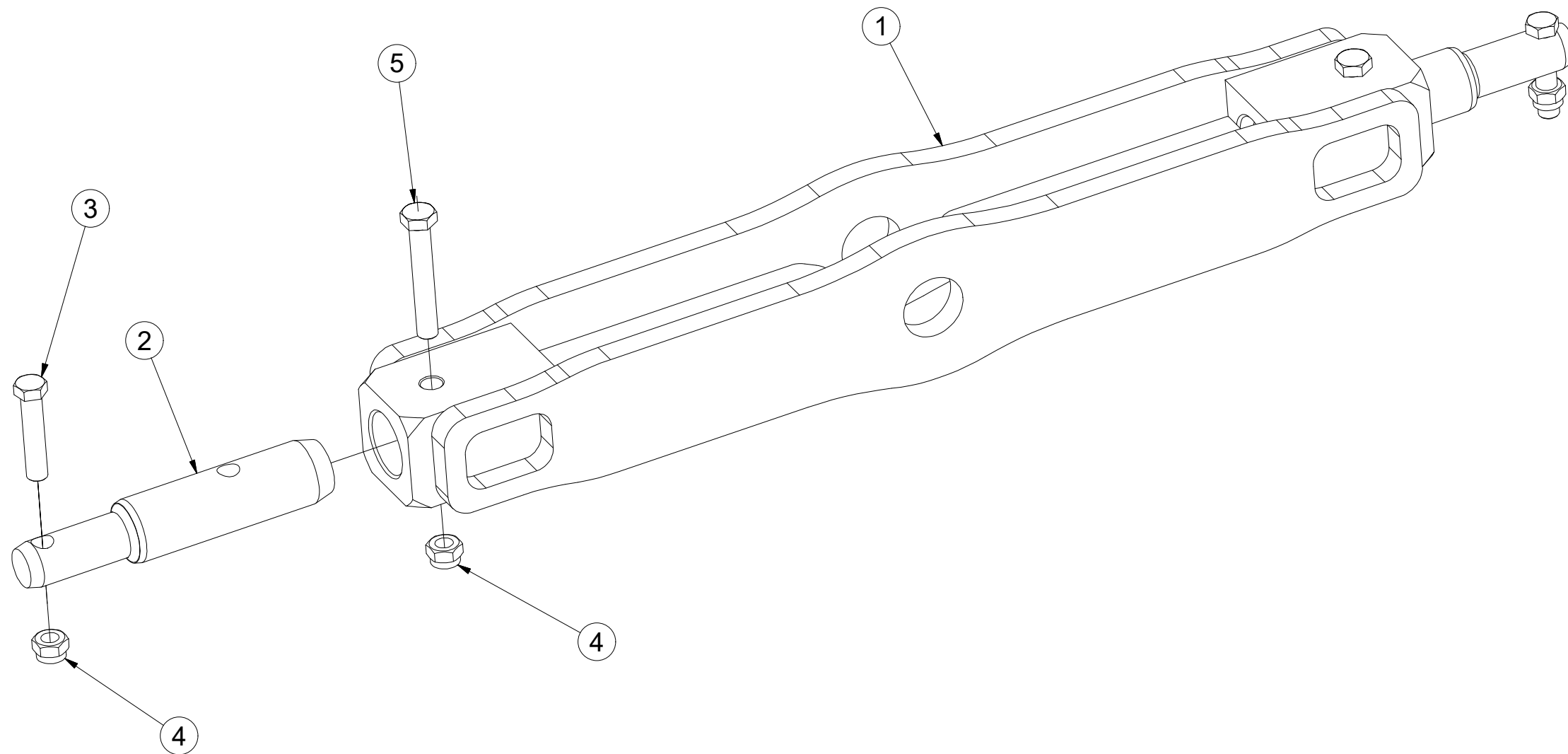
Ⓕ TIGE DE SUSPENSION T3

**4008216**

Ⓖ DRAWBAR T3

Ⓡ ПОДВЕШАЯ ШТАНГА Т3

Ⓟ PRĘT ZAWIESZANY T3



Pos.	Part Number	Pcs.
1	3004315	1
2	4008217	2
3	m01133	2
4	m03683	4
5	m05304	2

Ⓒ TELESKOPICKÁ VZPĚRA

Ⓓ TELESKOPISCHE STREBE

Ⓕ JAMBE DE FORCE TÉLECOPIQUE

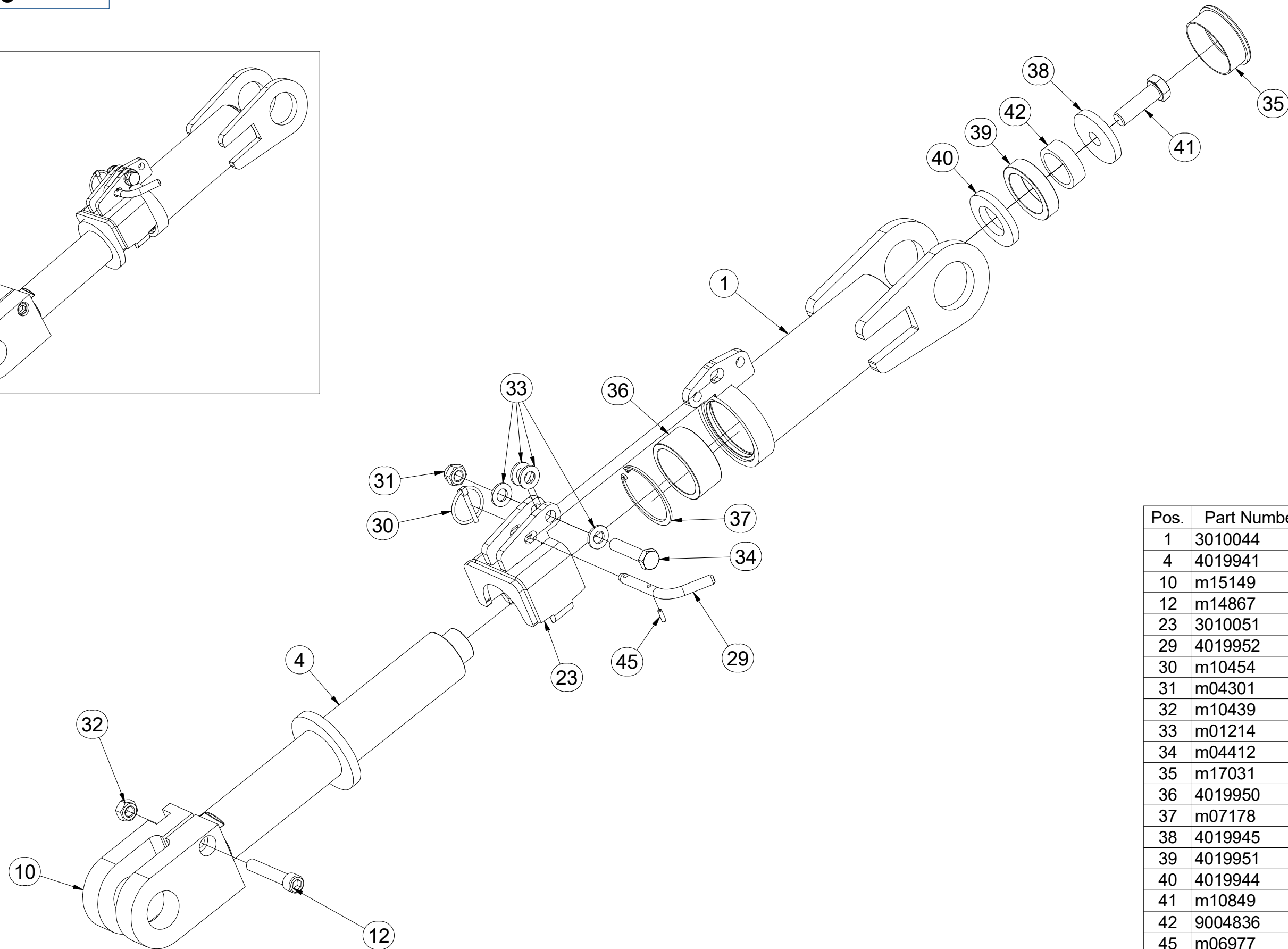
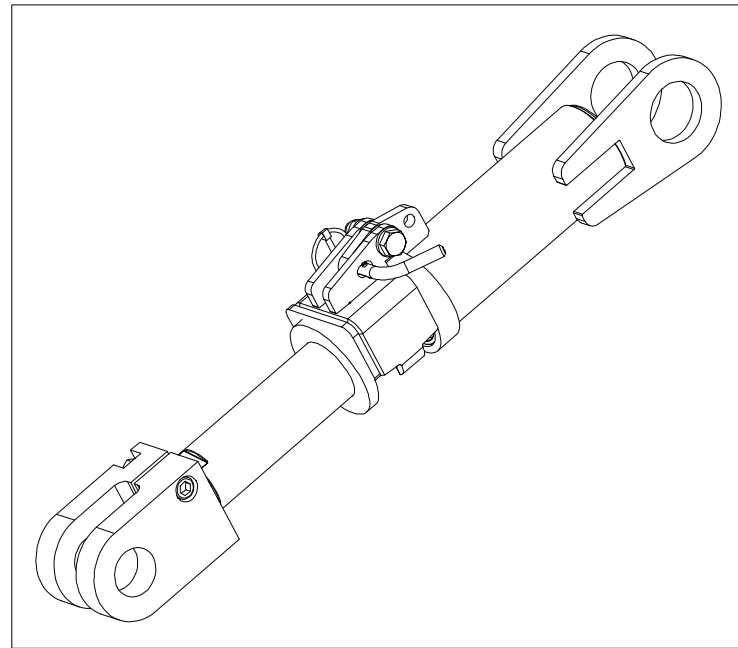
Ⓖ TELESCOPIC SUPPORT

Ⓡ ТЕЛЕСКОПИЧЕСКАЯ РАСПОРКА

Ⓢ ТЕLESKOPOWA PODPORA



**3010043**



Pos.	Part Number	Pcs.
1	3010044	1
4	4019941	1
10	m15149	1
12	m14867	1
23	3010051	1
29	4019952	1
30	m10454	1
31	m04301	1
32	m10439	1
33	m01214	4
34	m04412	1
35	m17031	1
36	4019950	1
37	m07178	1
38	4019945	1
39	4019951	1
40	4019944	1
41	m10849	1
42	9004836	1
45	m06977	1



☉ ZÁKLAD STROJE

☉ UNTERBAU DER MASCHINE

☉ BÂTI DE LA MACHINE

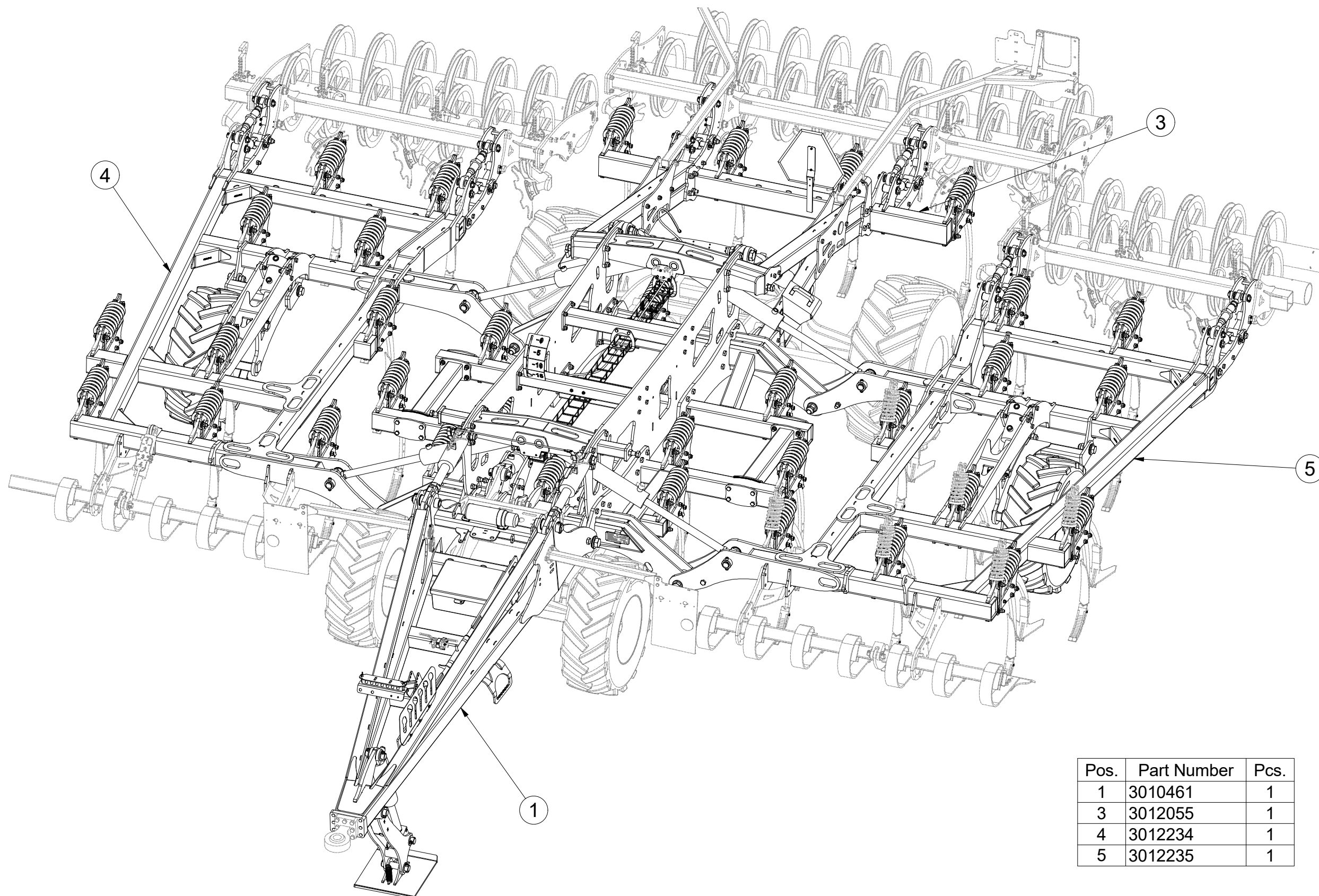
**3012233**

☉ FOOTING OF THE MACHINE

☉ ОСНОВАНИЕ МАШИНЫ

☉ PODSTAWA MASZYNY

**Farmet**



Pos.	Part Number	Pcs.
1	3010461	1
3	3012055	1
4	3012234	1
5	3012235	1

Ⓒ ZÁKLAD STROJE

Ⓓ UNTERBAU DER MASCHINE

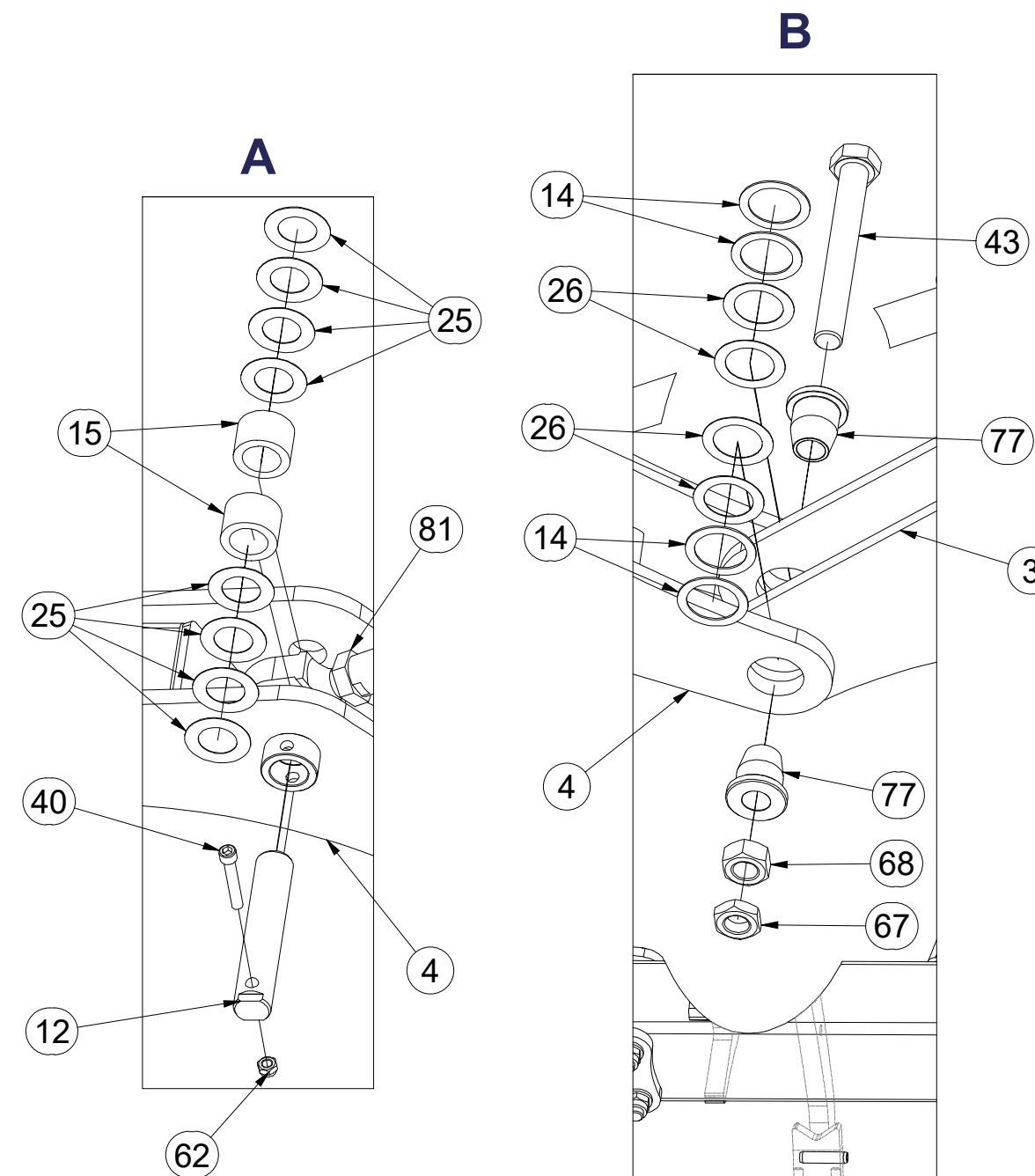
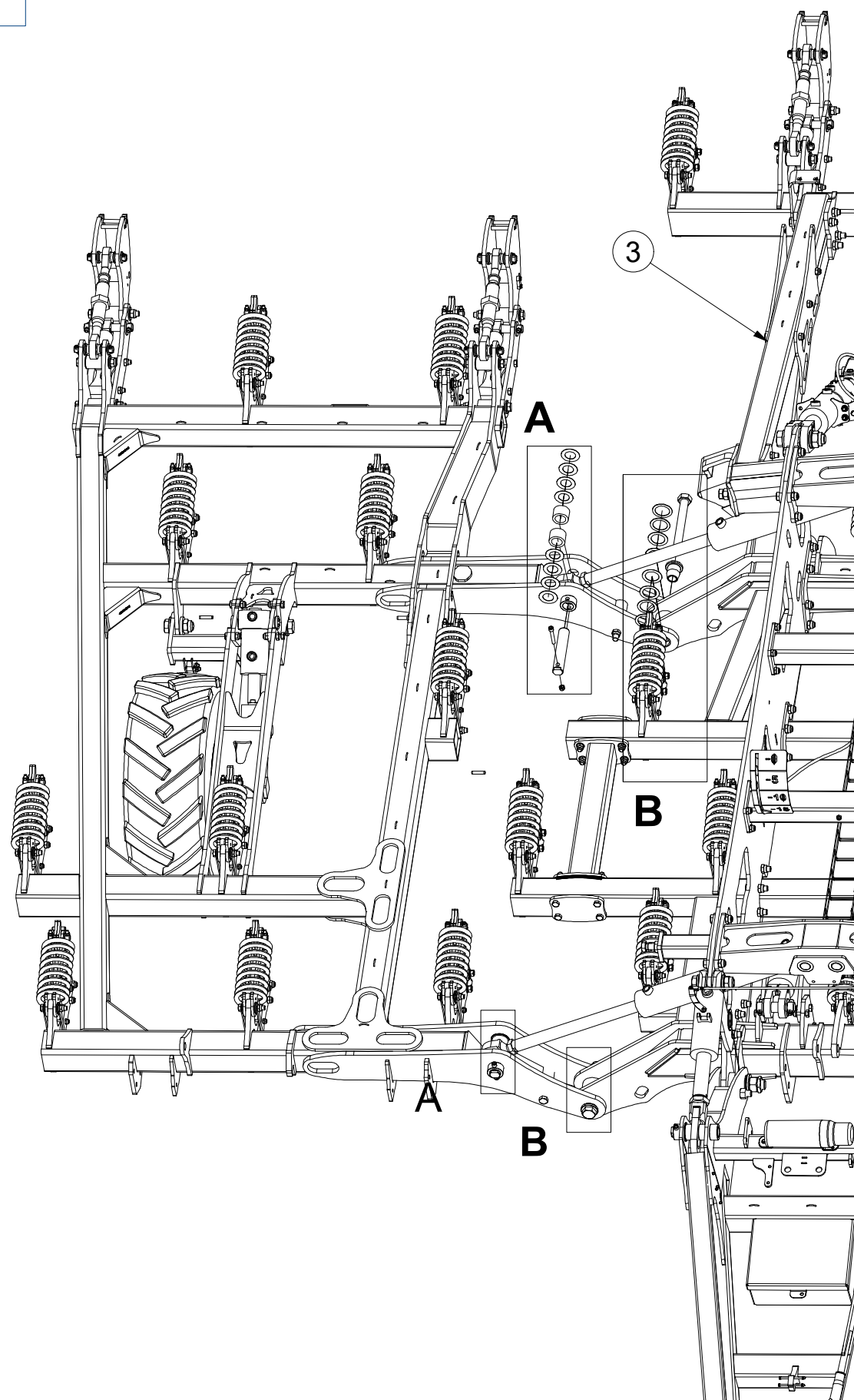
Ⓕ BÂTI DE LA MACHINE

3012233

Ⓖ FOOTING OF THE MACHINE

Ⓡ ОСНОВАНИЕ МАШИНЫ

Ⓢ PODSTAWA MASZYNY



Pos.	Part Number	Pcs.	Pos.	Part Number	Pcs.
3	3012055	1	40	m13033	10
4	3012234	1	43	m15657	4
12	4017598	8	62	m04301	10
14	4018395	16	67	m04043	4
15	4018838	8	68	m18821	4
25	4021711	68	77	m16596	8
26	4023575	16	81	m16451	4



Ⓒ ZÁKLAD STROJE

Ⓓ UNTERBAU DER MASCHINE

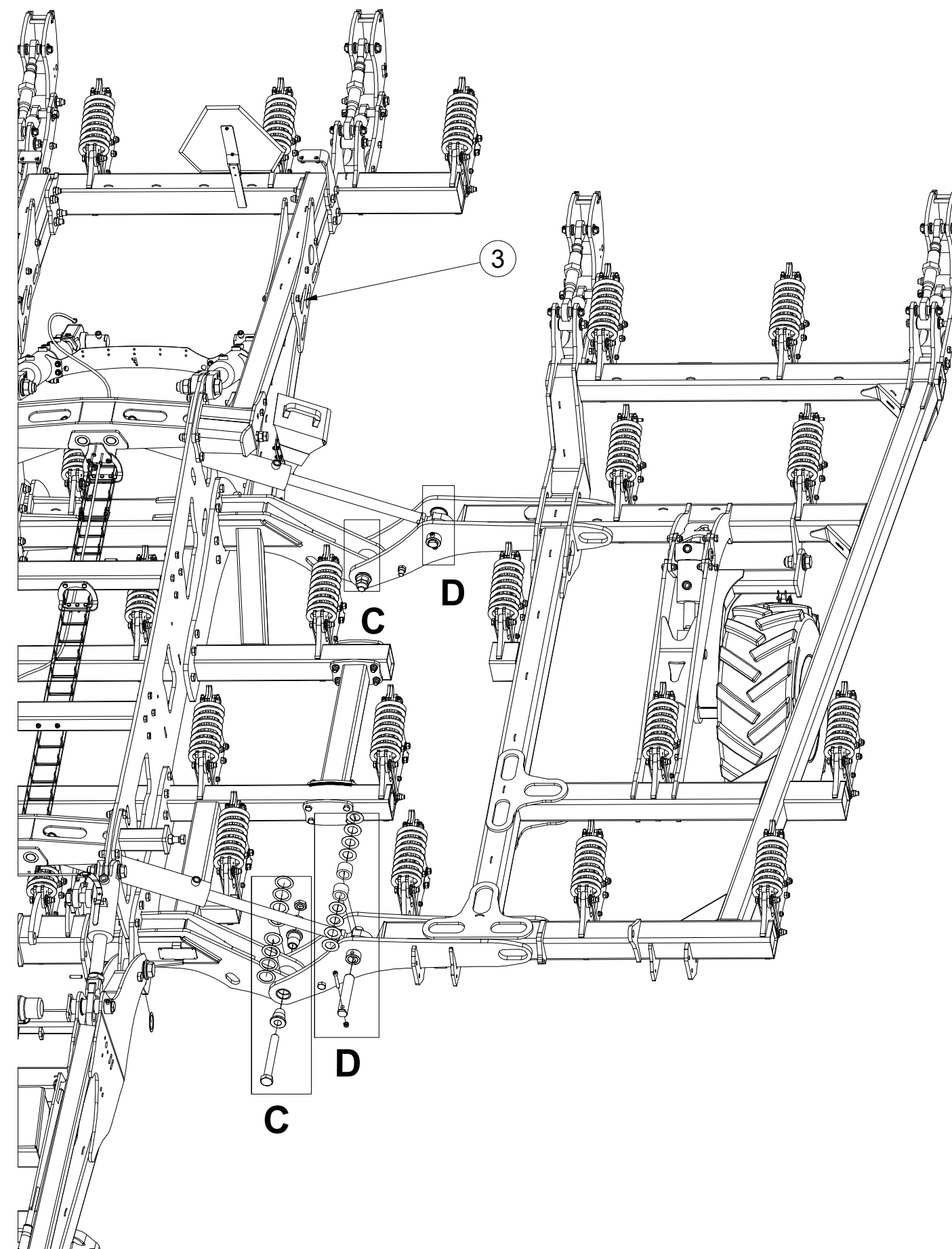
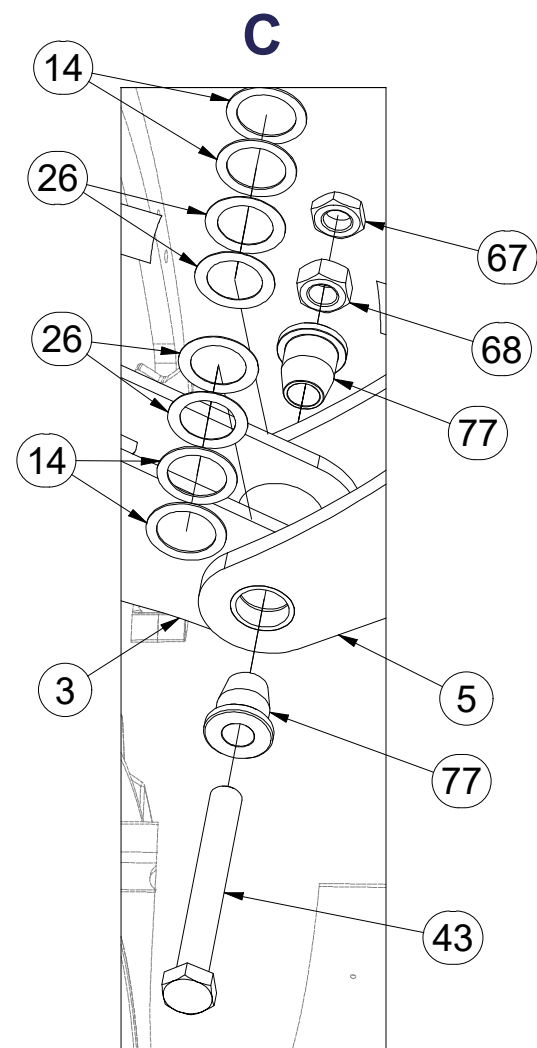
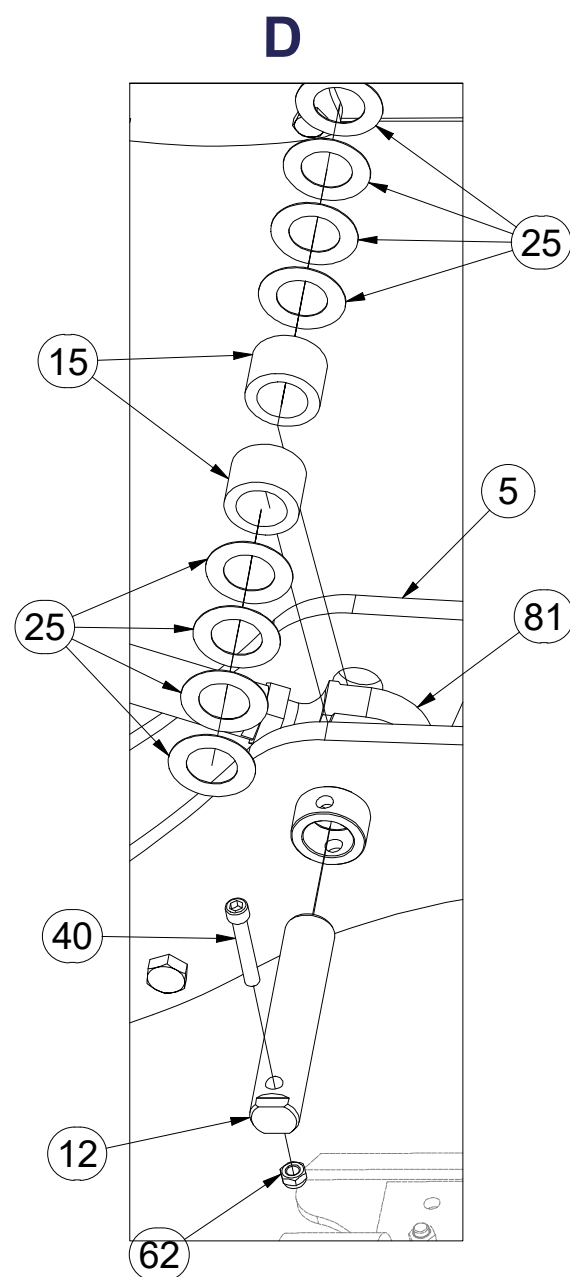
Ⓕ BÂTI DE LA MACHINE

**3012233**

Ⓖ FOOTING OF THE MACHINE

Ⓡ ОСНОВАНИЕ МАШИНЫ

Ⓢ PODSTAWA MASZYNY



Pos.	Part Number	Pcs.	Pos.	Part Number	Pcs.
3	3012055	1	43	m15657	4
5	3012235	1	62	m04301	10
12	4017598	8	67	m04043	4
15	4018838	8	68	m18821	4
25	4021711	68	77	m16596	8
26	4023575	16	81	m16451	4
40	m13033	10			

Ⓒ ZÁKLAD STROJE

Ⓓ UNTERBAU DER MASCHINE

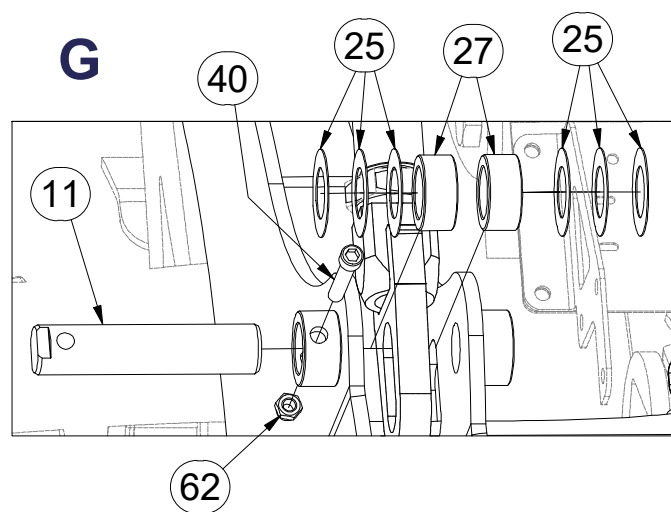
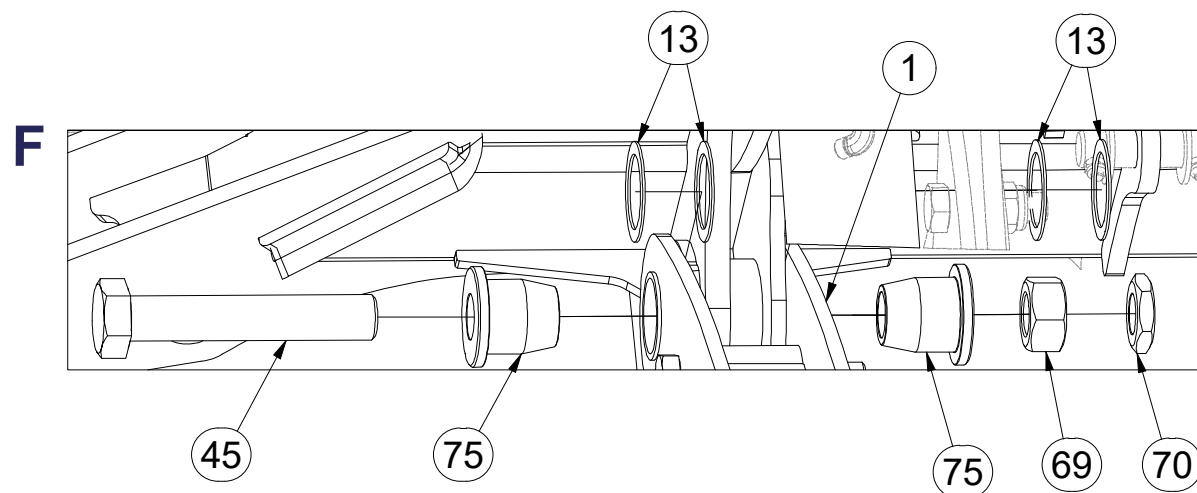
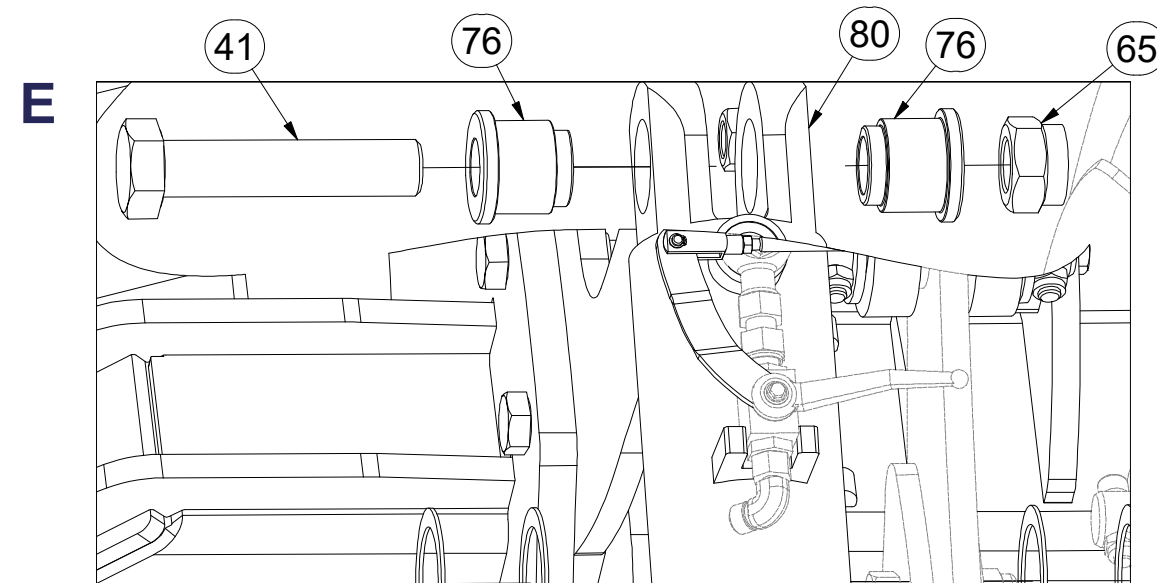
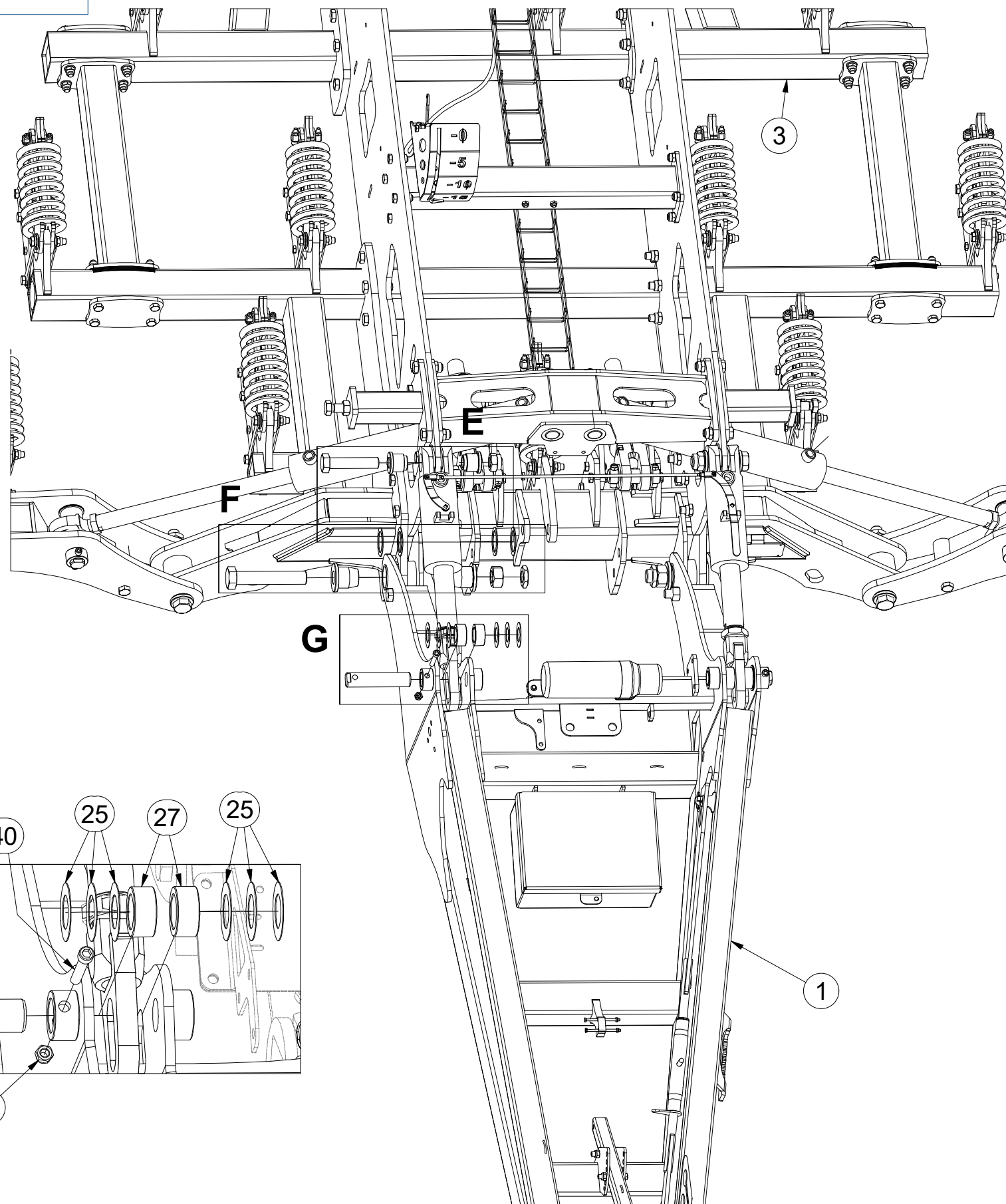
Ⓕ BÂTI DE LA MACHINE

3012233

Ⓖ FOOTING OF THE MACHINE

Ⓡ ОСНОВАНИЕ МАШИНЫ

Ⓢ PODSTAWA MASZYNY



Pos.	Part Number	Pcs.	Pos.	Part Number	Pcs.
1	3010461	1	45	m18979	2
3	3012055	1	62	m04301	10
11	4017596	2	63	m04503	14
13	4018178	12	65	m08036	2
25	4021711	68	69	m18973	2
27	4023761	4	70	m18974	2
36	m01096	14	75	m14790	4
40	m13033	10	76	m14793	4
41	m14856	2	80	m16450	2



Ⓒ ZÁKLAD STROJE

Ⓓ UNTERBAU DER MASCHINE

Ⓕ BÂTI DE LA MACHINE

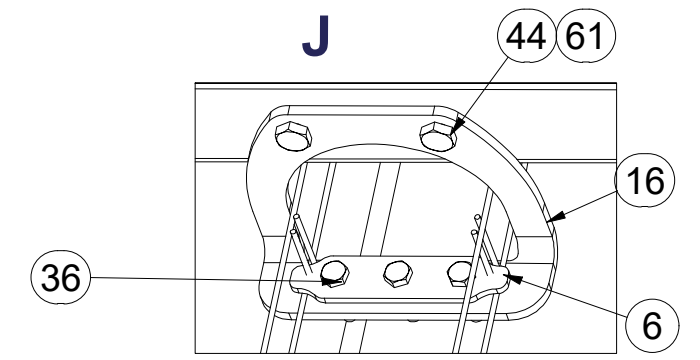
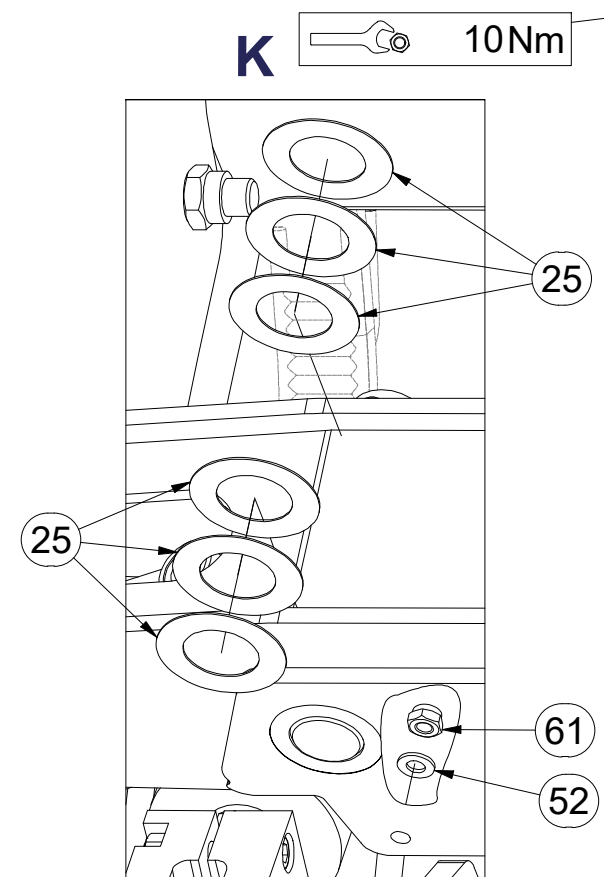
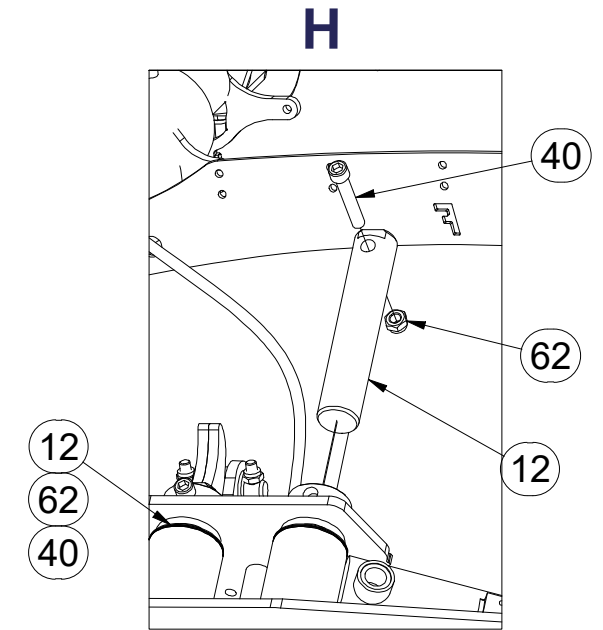
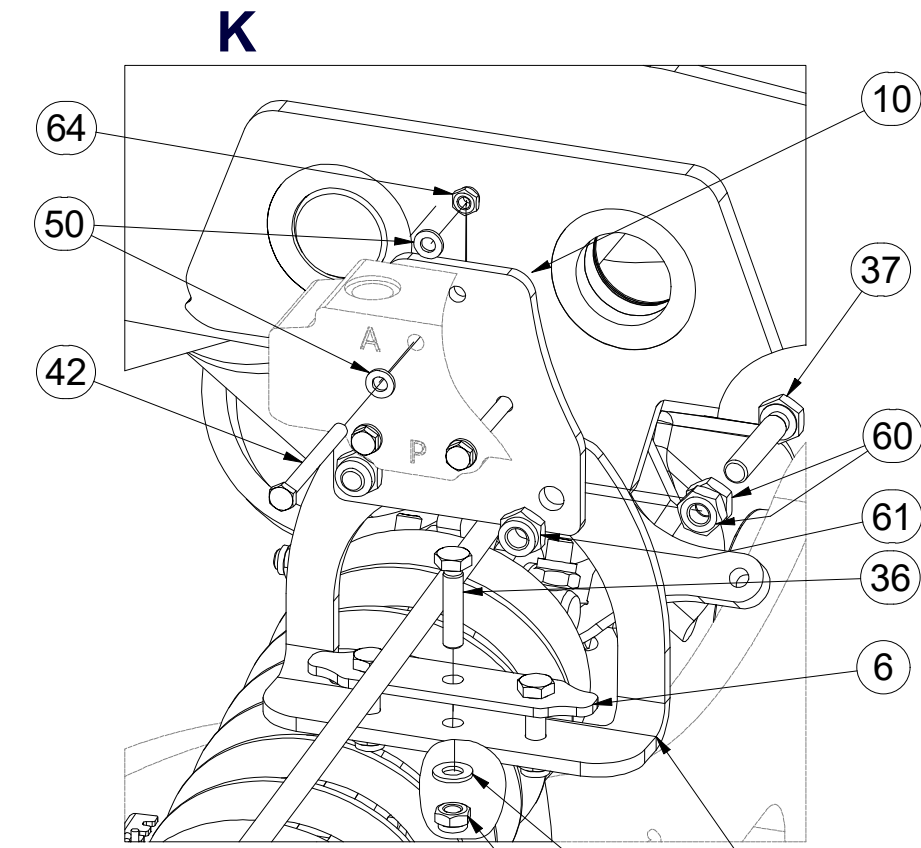
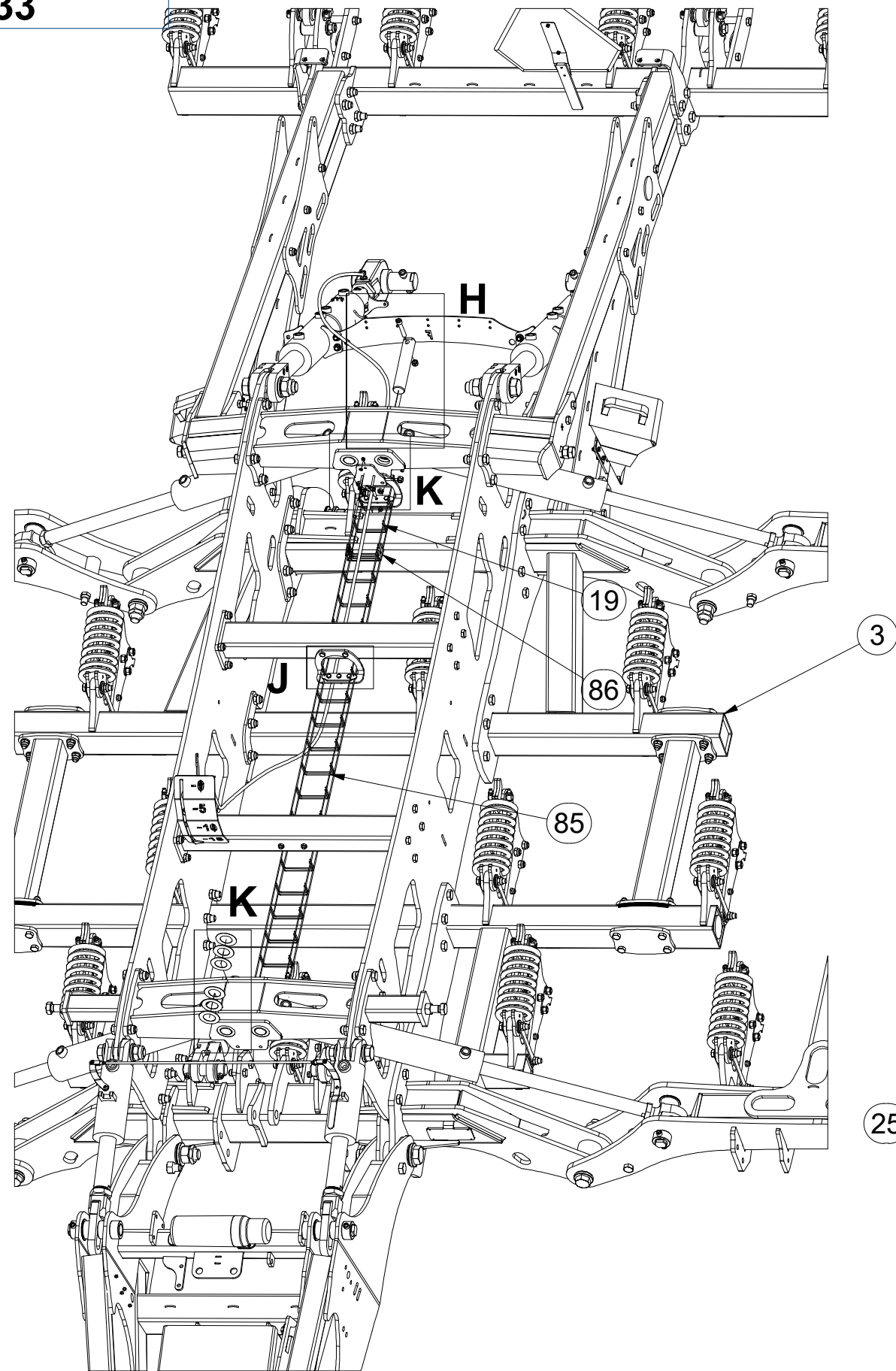
Ⓖ FOOTING OF THE MACHINE

Ⓡ ОСНОВАНИЕ МАШИНЫ

Ⓟ PODSTAWA MASZYNY



3012233



**K** 10Nm

Pos.	Part Number	Pcs.	Pos.	Part Number	Pcs.
3	3012055	1	50	m01199	6
6	4015463	4	51	m01203	12
10	4016340	1	52	m01209	4
12	4017598	8	60	m01299	4
16	4018860	4	61	m03775	10
19	4019012	1	62	m04301	10
36	m01096	14	63	m04503	14
37	m01114	2	64	m05560	5
40	m13033	10	85	m14885	1
42	m15271	3	86	m14886	2
44	m17010	4			

Ⓒ ZÁKLAD STROJE

Ⓓ UNTERBAU DER MASCHINE

Ⓕ BÂTI DE LA MACHINE

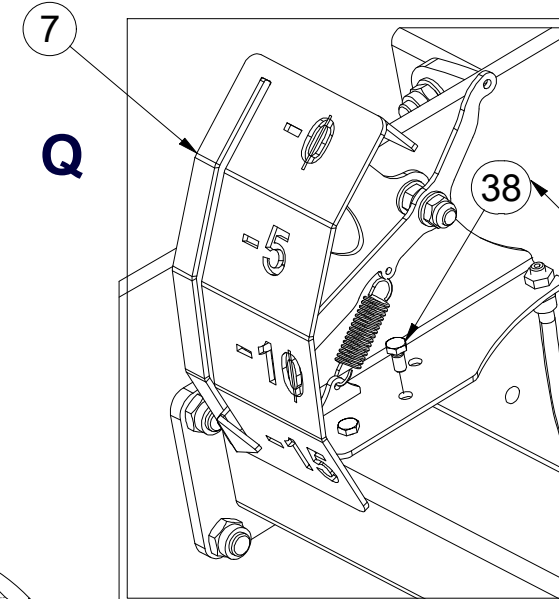
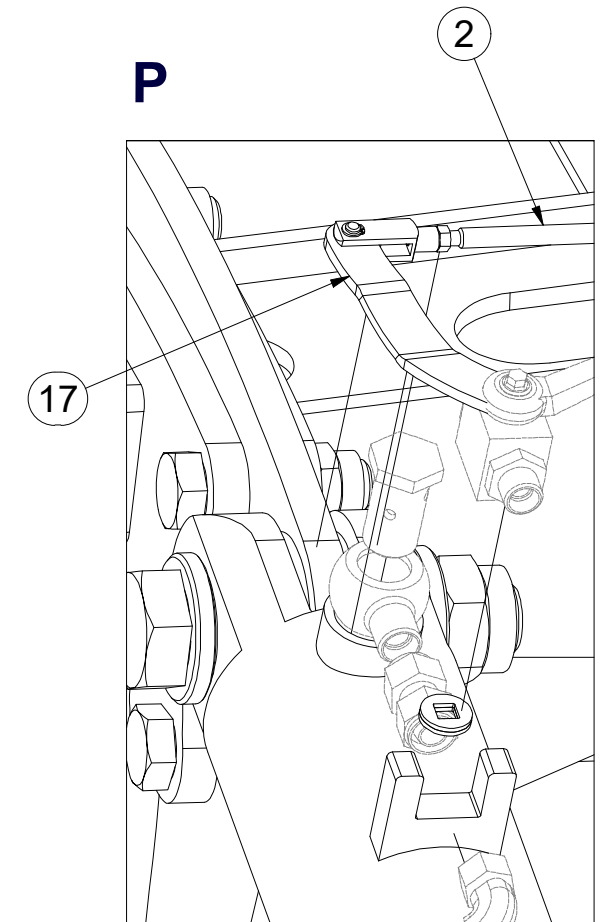
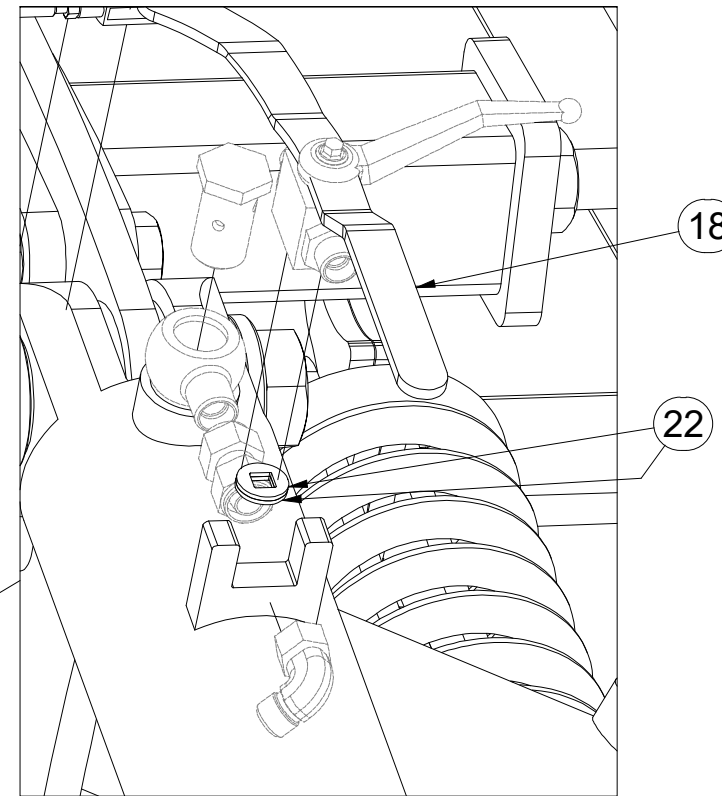
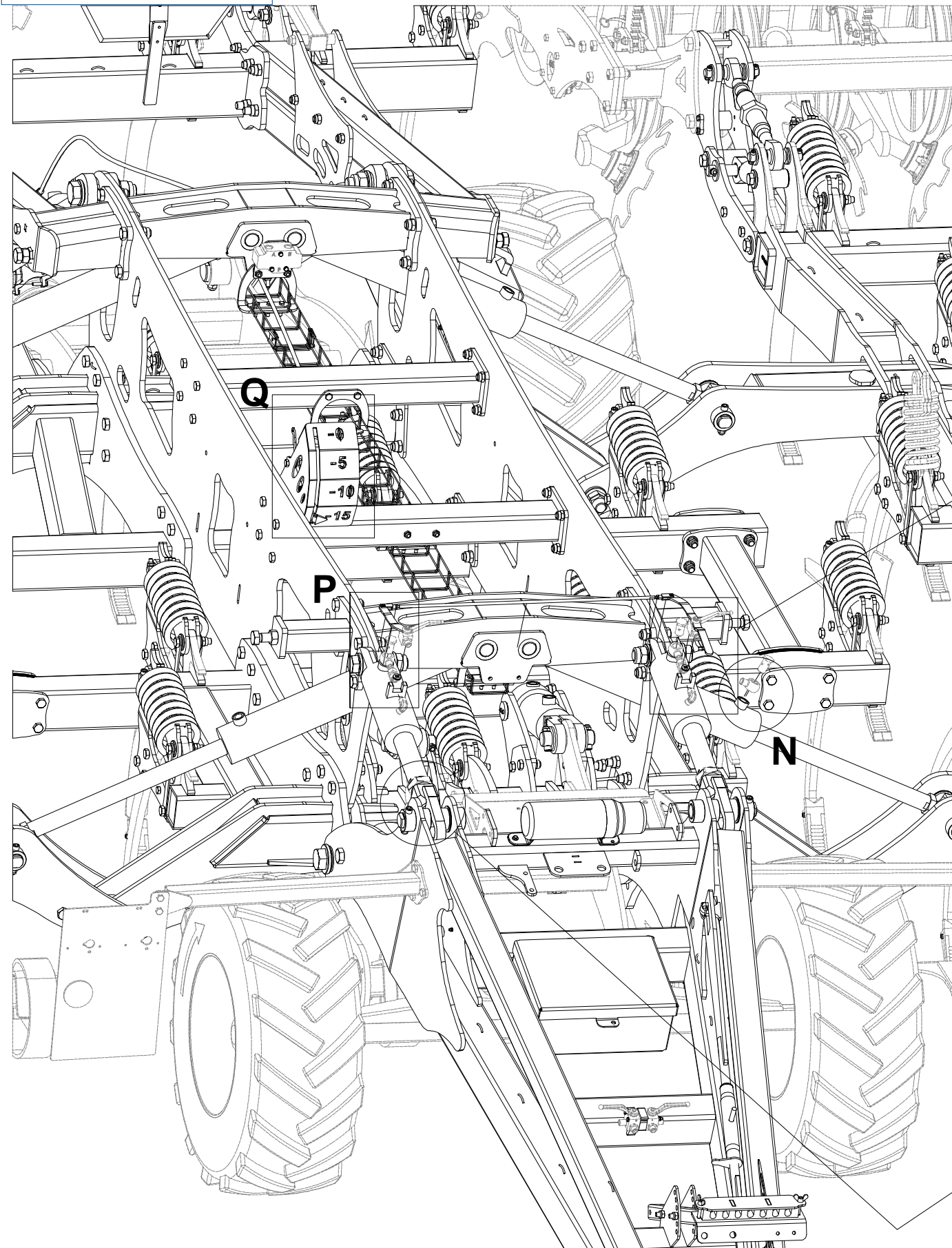
Ⓖ FOOTING OF THE MACHINE

Ⓡ ОСНОВАНИЕ МАШИНЫ

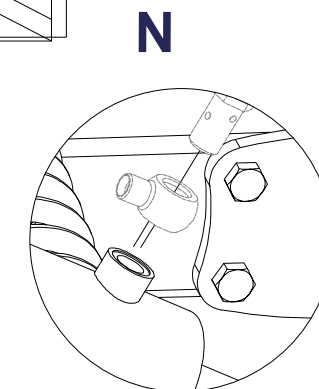
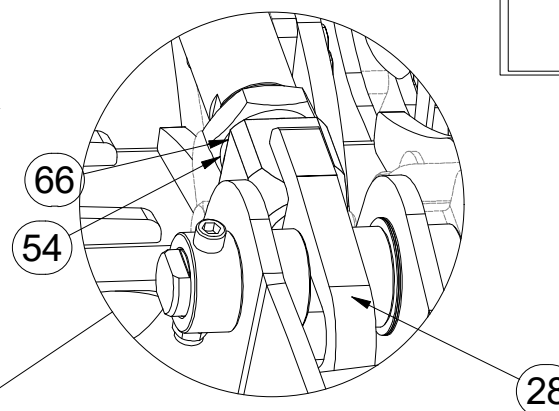
Ⓢ PODSTAWA MASZYNY



3012233



10Nm



Pos.	Part Number	Pcs.
2	3009478	1
7	4015473	1
17	4018997	1
18	4018998	1
22	4019412	4
28	4023764	2
38	m04553	2
54	m16751	2
66	m14826	2



Ⓒ ZÁKLAD STROJE

Ⓓ UNTERBAU DER MASCHINE

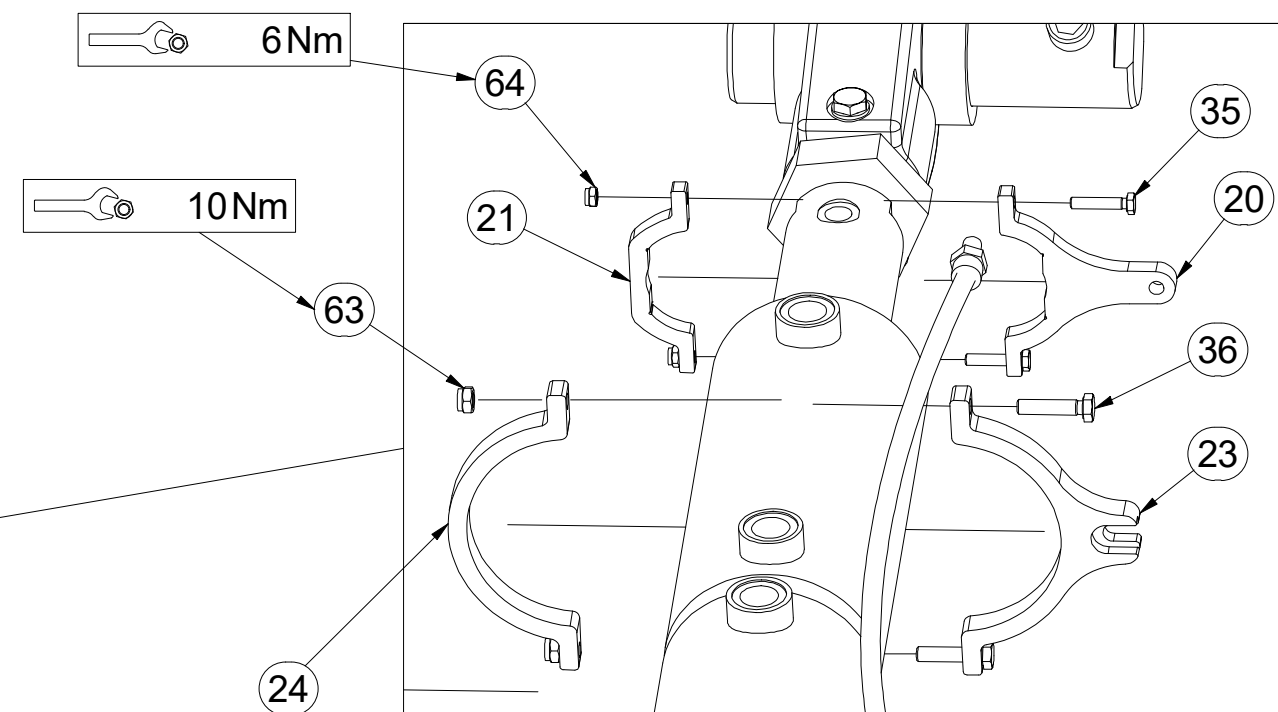
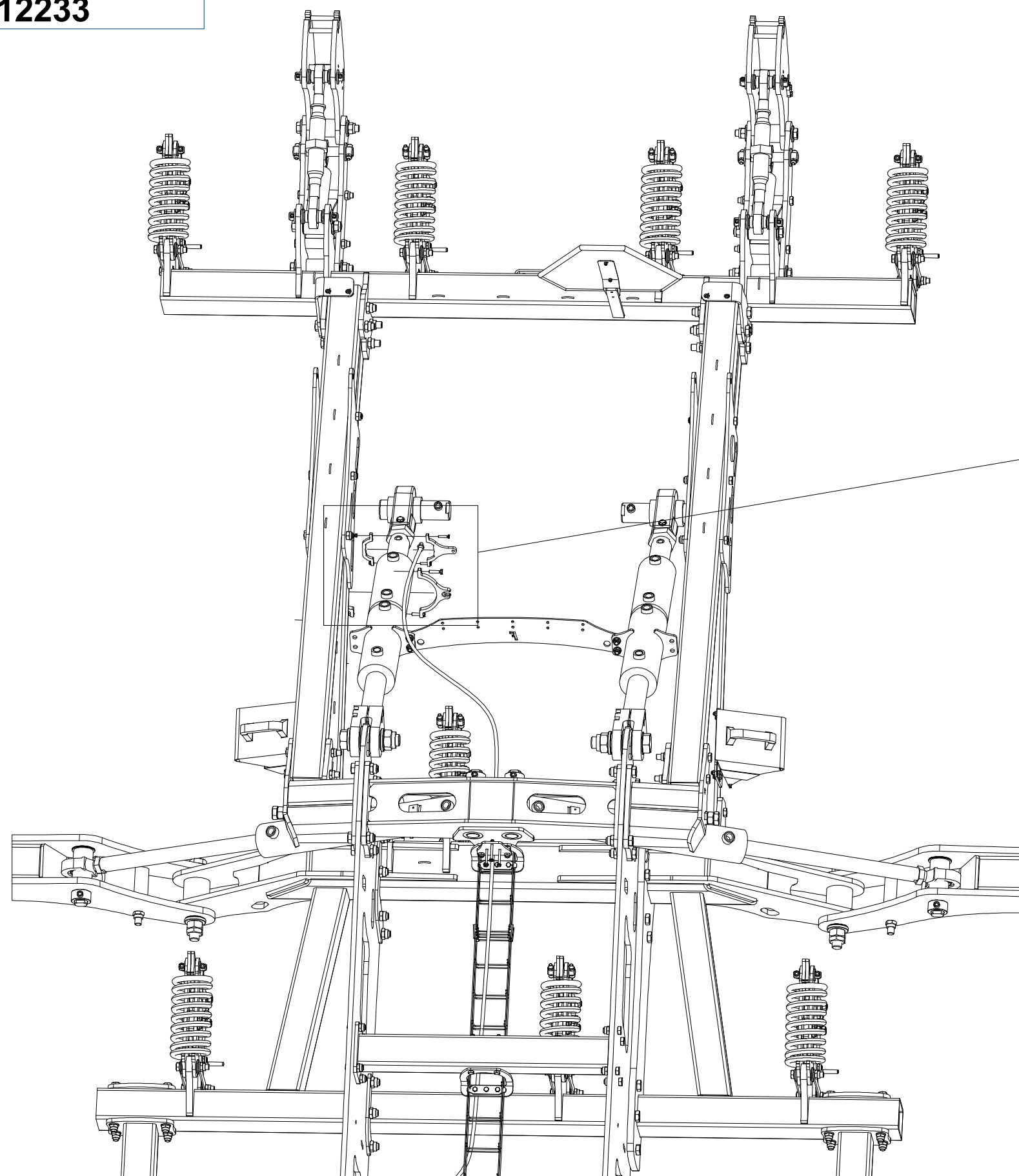
Ⓕ BÂTI DE LA MACHINE

**3012233**

Ⓖ FOOTING OF THE MACHINE

Ⓡ ОСНОВАНИЕ МАШИНЫ

Ⓢ PODSTAWA MASZYNY



Pos.	Part Number	Pcs.
20	4019157	1
21	4019158	1
23	4019457	1
24	4019458	1
35	m01077	2
36	m01096	14
63	m04503	14
64	m05560	5

Ⓒ ZÁKLAD STROJE

Ⓓ UNTERBAU DER MASCHINE

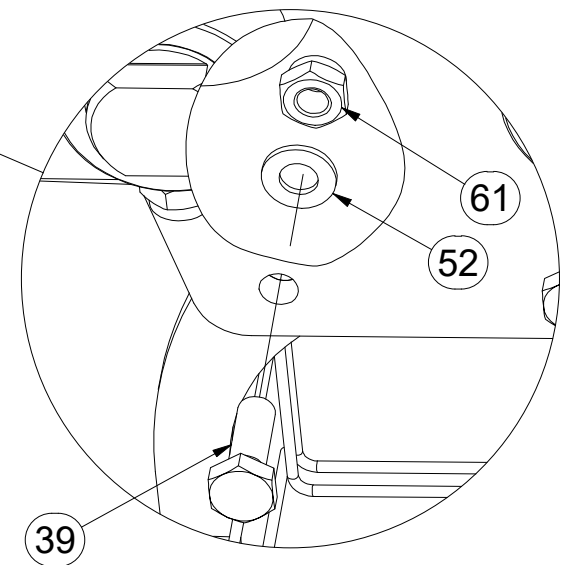
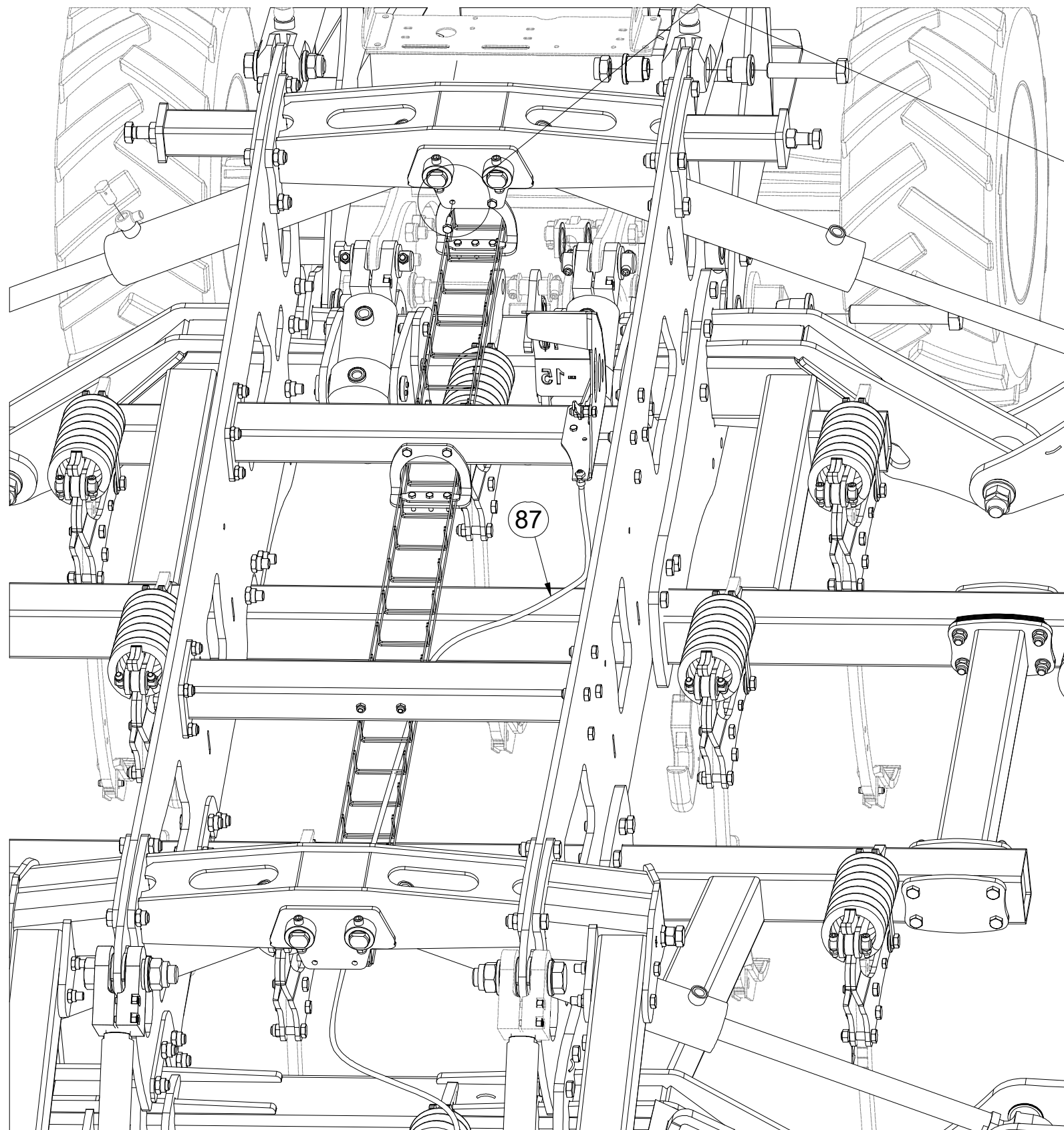
Ⓕ BÂTI DE LA MACHINE

**3012233**

Ⓖ FOOTING OF THE MACHINE

Ⓡ ОСНОВАНИЕ МАШИНЫ

Ⓢ PODSTAWA MASZyny



Pos.	Part Number	Pcs.
39	m04612	2
61	m03775	10
52	m01209	4
87	m15085	1



Ⓒ ZÁKLAD STROJE

Ⓓ UNTERBAU DER MASCHINE

Ⓕ BÂTI DE LA MACHINE

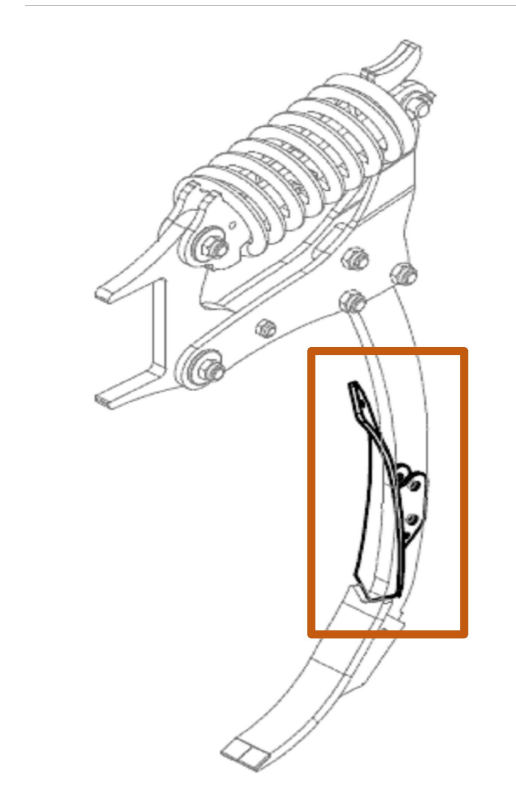
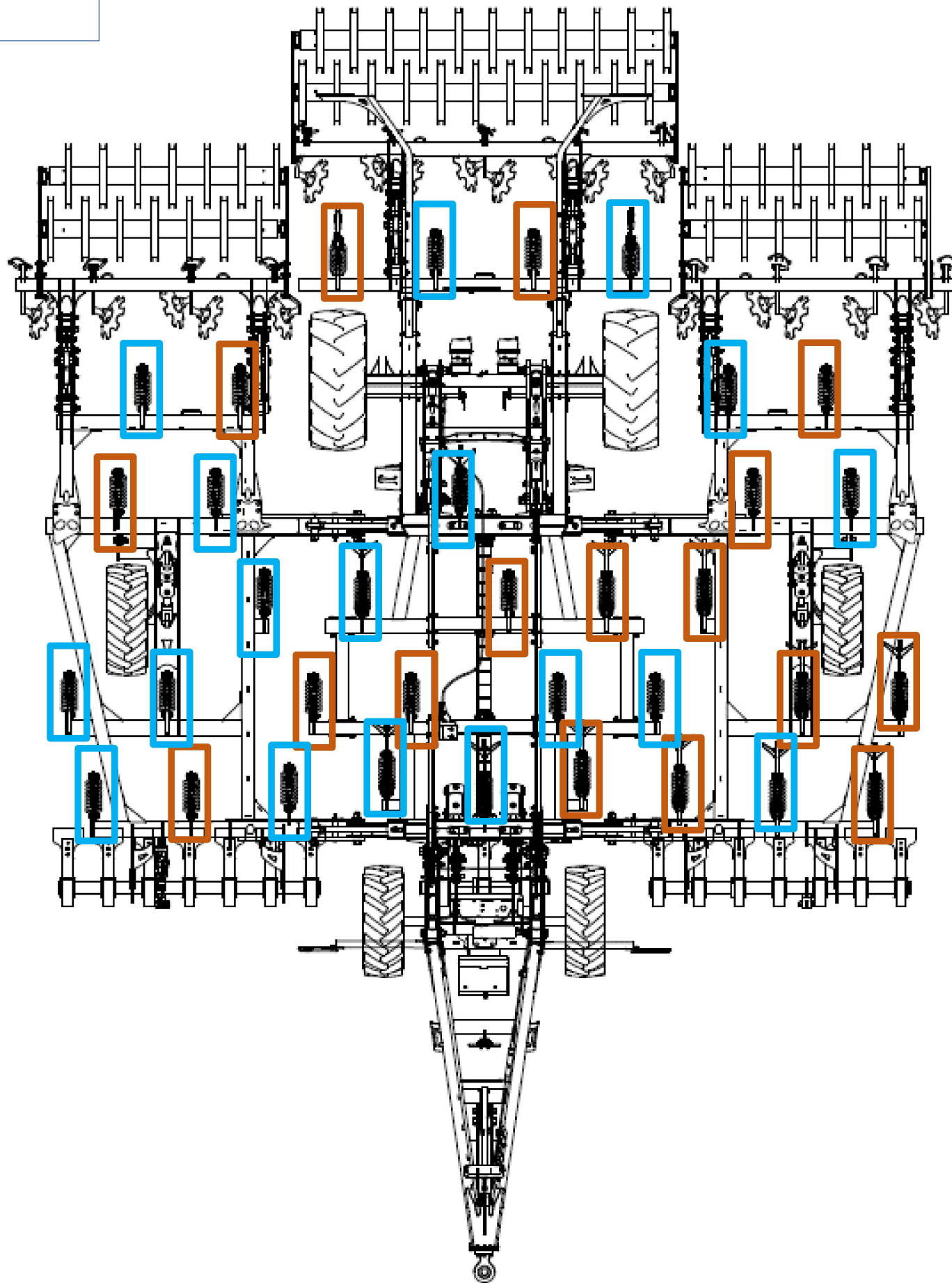
Ⓖ FOOTING OF THE MACHINE

Ⓡ ОСНОВАНИЕ МАШИНЫ

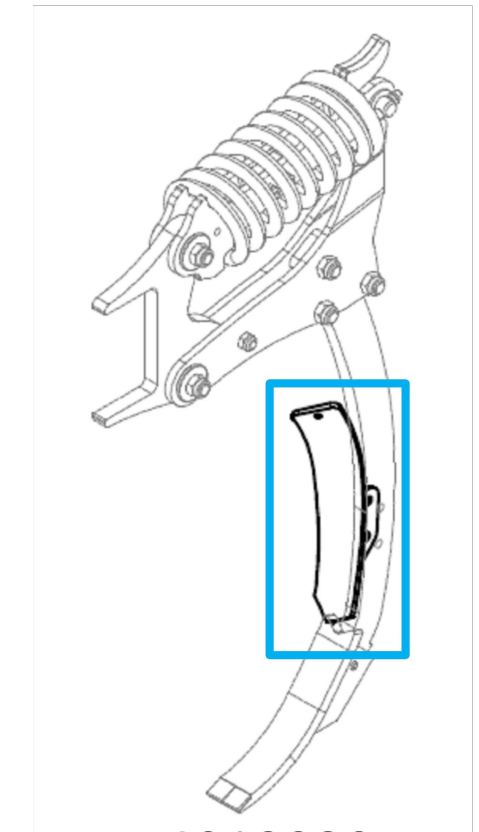
Ⓢ PODSTAWA MASZyny

**Farmet**

3012233



4019929  
17ks



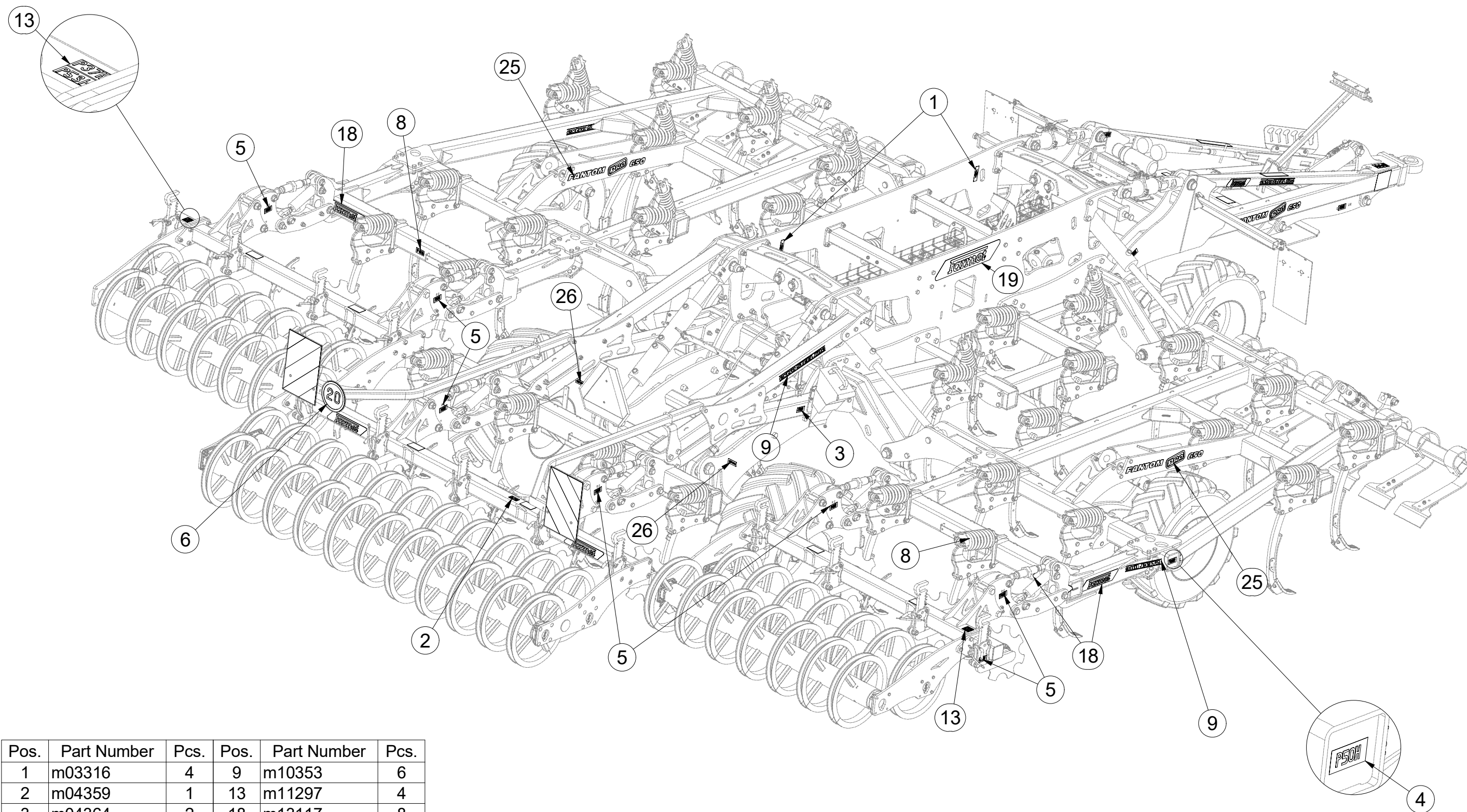
4019930  
18ks

- Ⓒ SAMOLEPKY STROJE
- Ⓓ AUFKLEBER MASCHINEN
- Ⓕ VOITURE MACHINES

- Ⓖ STICKERS MACHINES
- Ⓔ СТИКЕРЫ МАШИНЫ
- Ⓗ NAKLEJKI MASZYNY



**m17131**



Pos.	Part Number	Pcs.	Pos.	Part Number	Pcs.
1	m03316	4	9	m10353	6
2	m04359	1	13	m11297	4
3	m04364	2	18	m13117	8
4	m04367	2	19	m14002	2
5	m04368	18	25	m17132	6
6	m04406	1	26	m16771	2
8	m05312	4			



☉ SAMOLEPKY STROJE

☉ AUFKLEBER MASCHINEN

☉ VOITURE MACHINES

☉ STICKERS MACHINES

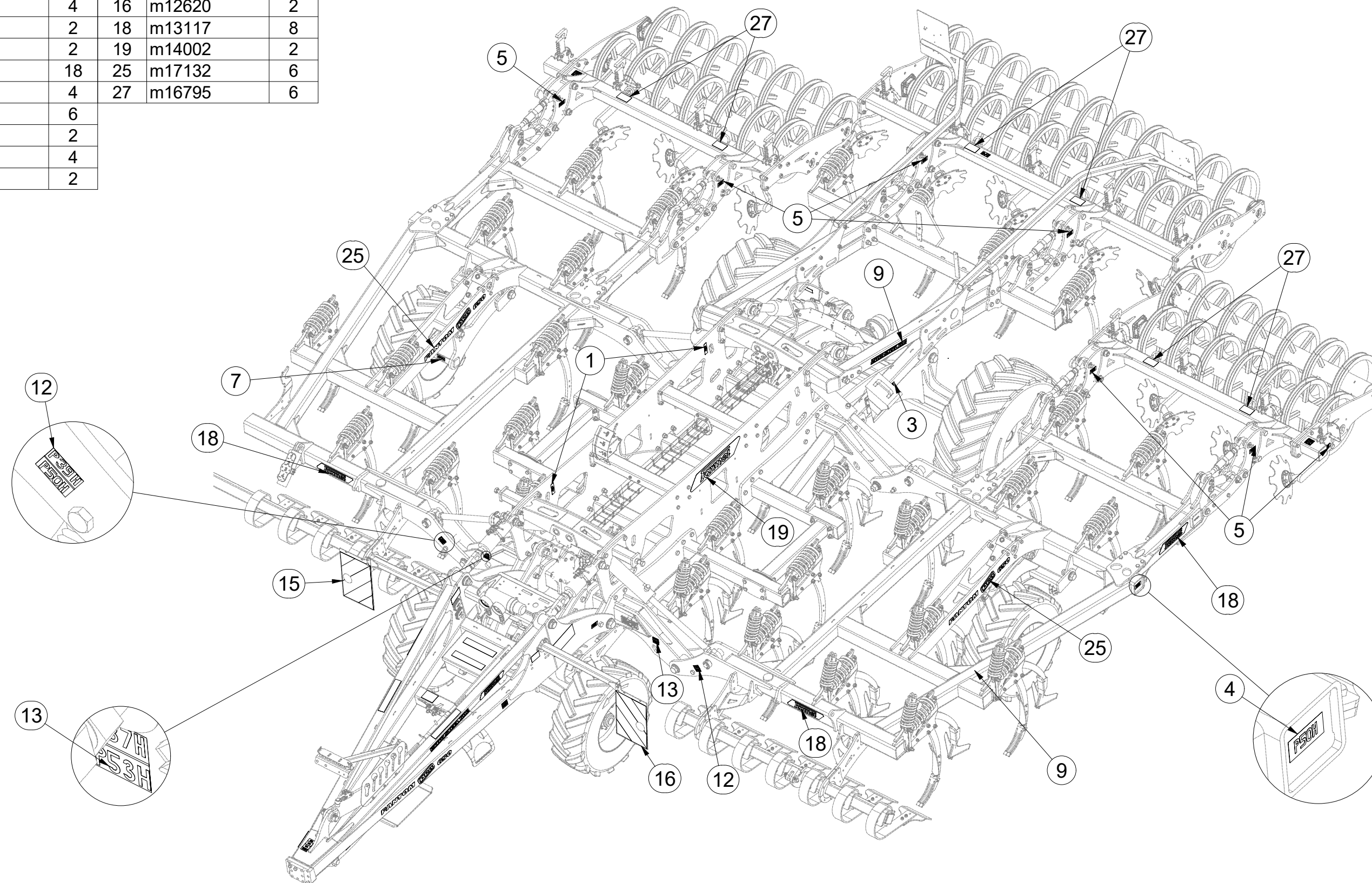
☉ СТИКЕРЫ МАШИНЫ

☉ NAKLEJKI MASZYNY



# m17131

Pos.	Part Number	Pcs.	Pos.	Part Number	Pcs.
1	m03316	4	16	m12620	2
3	m04364	2	18	m13117	8
4	m04367	2	19	m14002	2
5	m04368	18	25	m17132	6
7	m04958	4	27	m16795	6
9	m10353	6			
12	m11296	2			
13	m11297	4			
15	m12619	2			





☉ SAMOLEPKY STROJE

☉ AUFKLEBER MASCHINEN

☉ VOITURE MACHINES

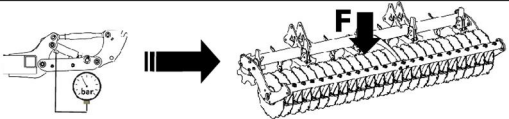
☉ STICKERS MACHINES

☉ СТИКЕРЫ МАШИНЫ

☉ NAKLEJKI MASZYNY

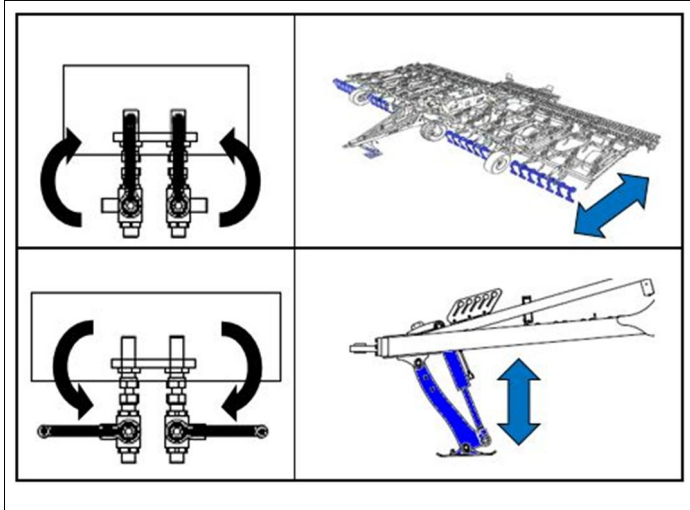


**m17131**

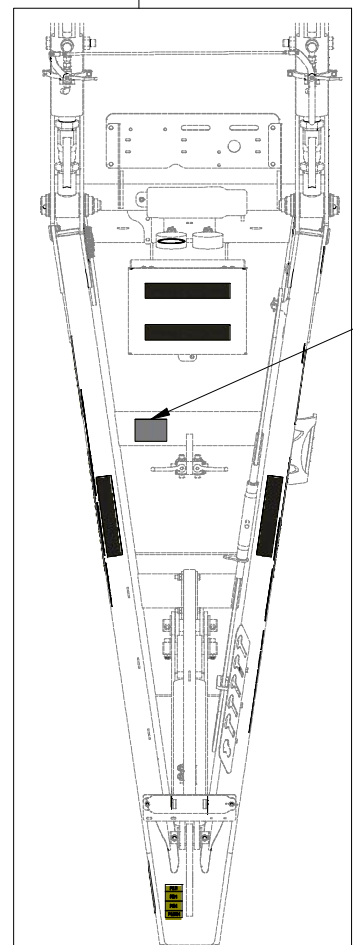


<b>F [kg]</b>	+0	+200	+400	+600	+800	+1000	+1200	+1400	+1600
<b>bar</b>	0	12	24	36	48	60	72	84	96

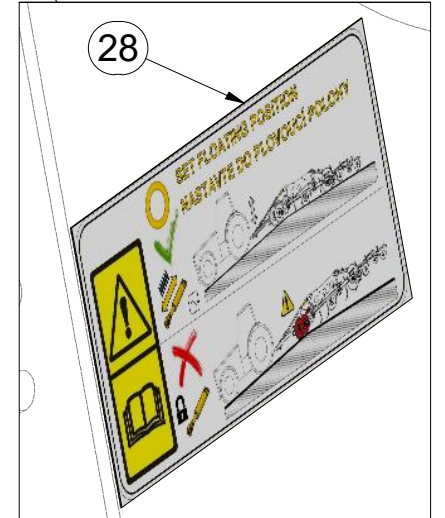
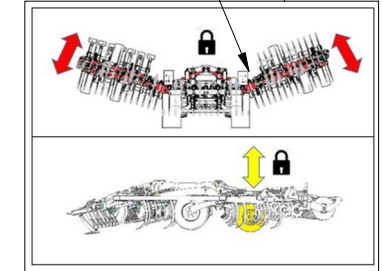
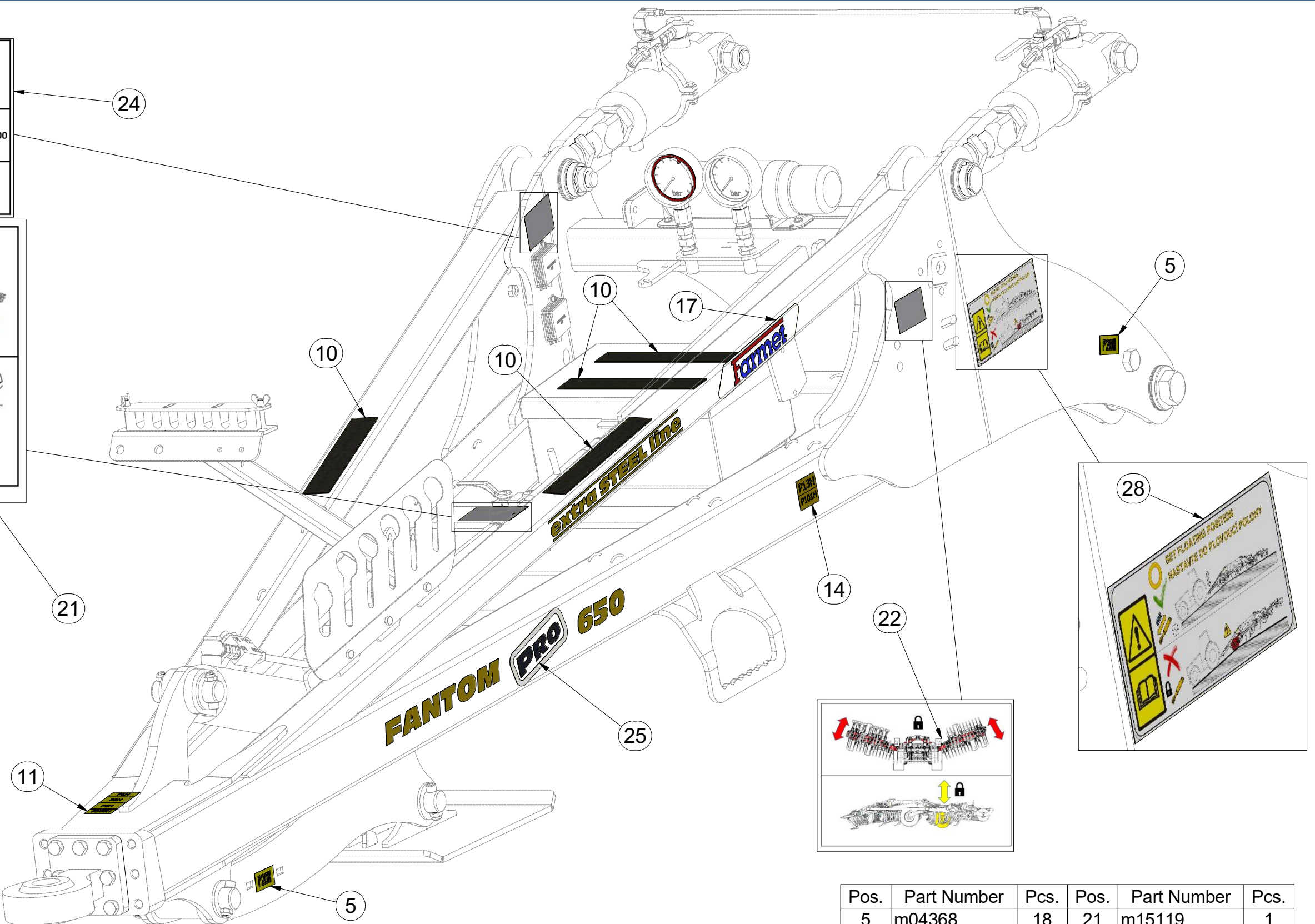
24



21



21



Pos.	Part Number	Pcs.	Pos.	Part Number	Pcs.
5	m04368	18	21	m15119	1
10	m11147	4	22	m15121	1
11	m11295	1	24	m15222	1
14	m11299	1	25	m17132	6
17	m13116	2	28	m18079	1



☉ SAMOLEPKY STROJE

☉ AUFKLEBER MASCHINEN

☉ VOITURE MACHINES

☉ STICKERS MACHINES

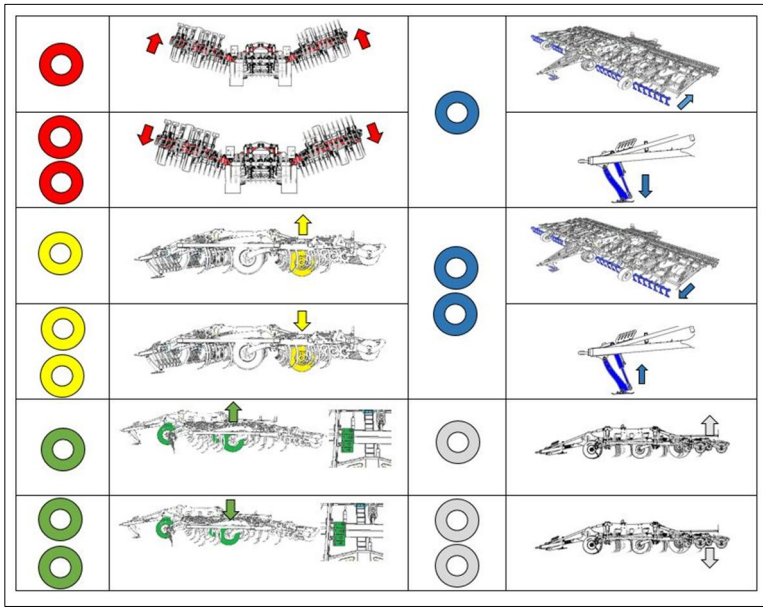
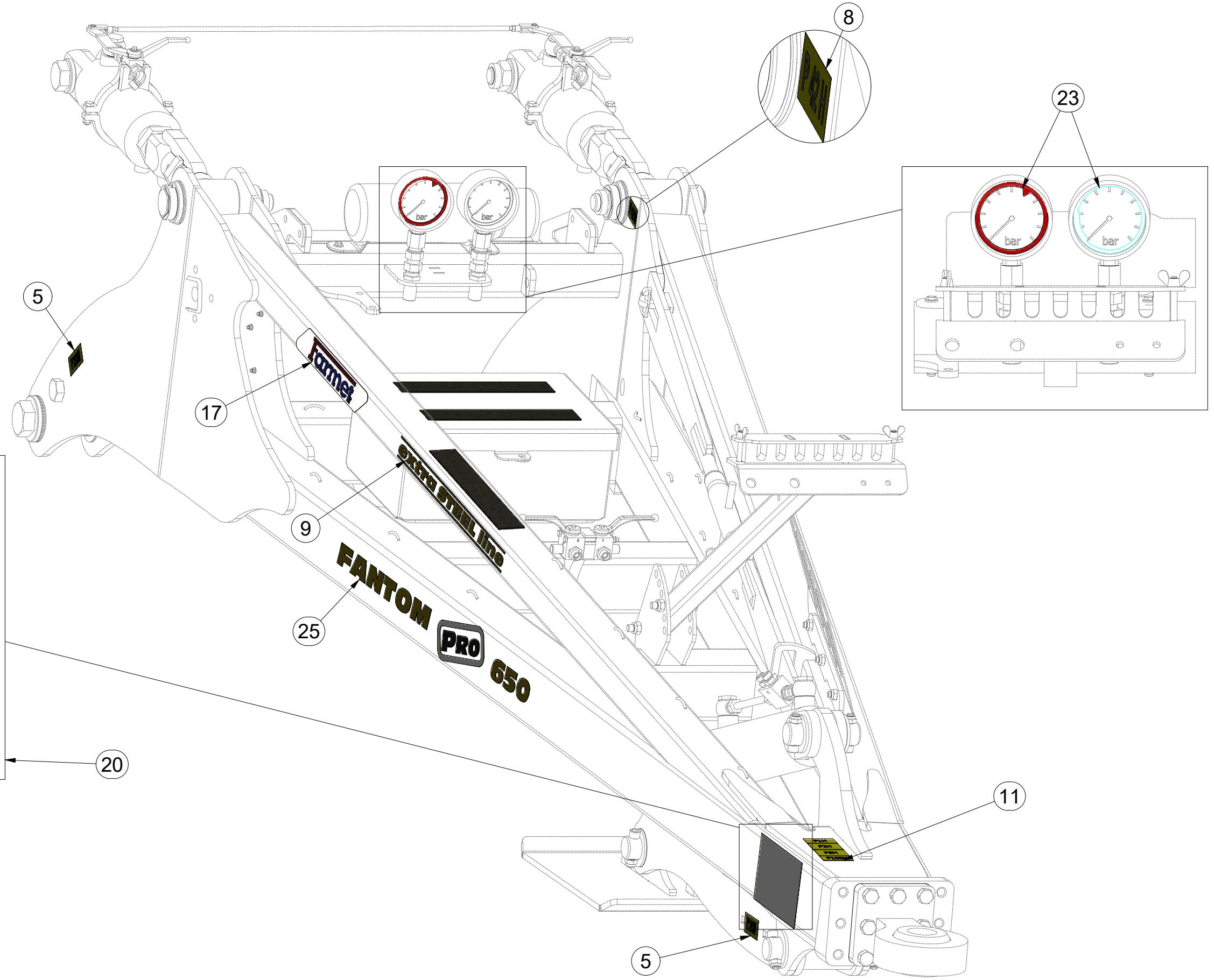
☉ СТИКЕРЫ МАШИНЫ

☉ NAKLEJKI MASZYNY



**m17131**

Pos.	Part Number	Pcs.
5	m04368	18
8	m05312	4
9	m10353	6
11	m11295	1
17	m13116	2
20	m15117	1
23	m15122	1
25	m17132	6

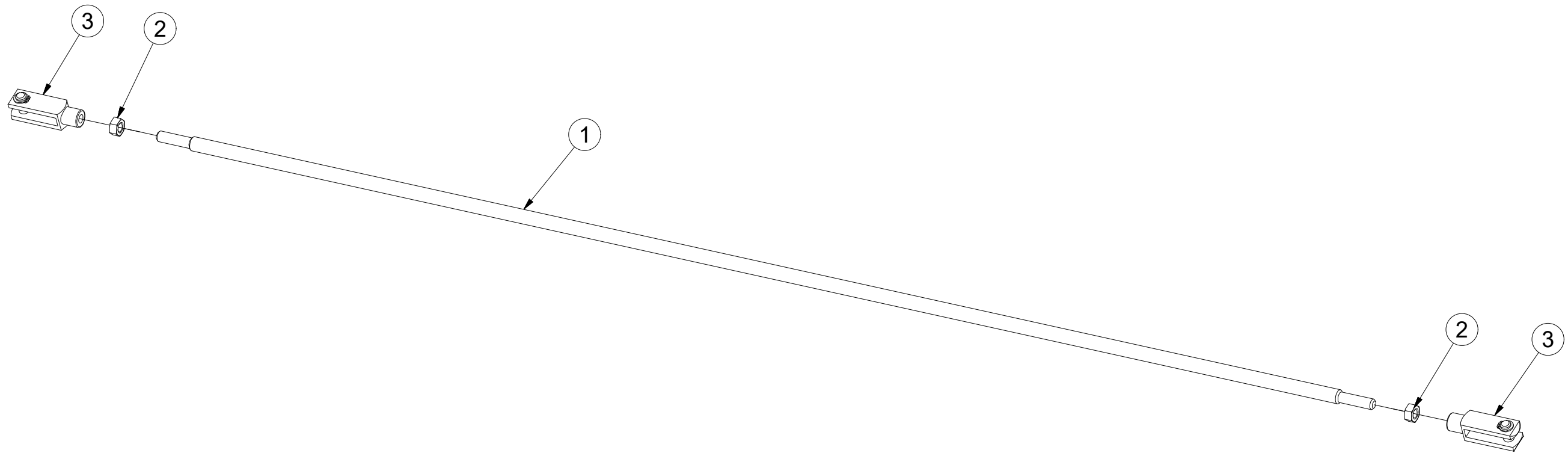
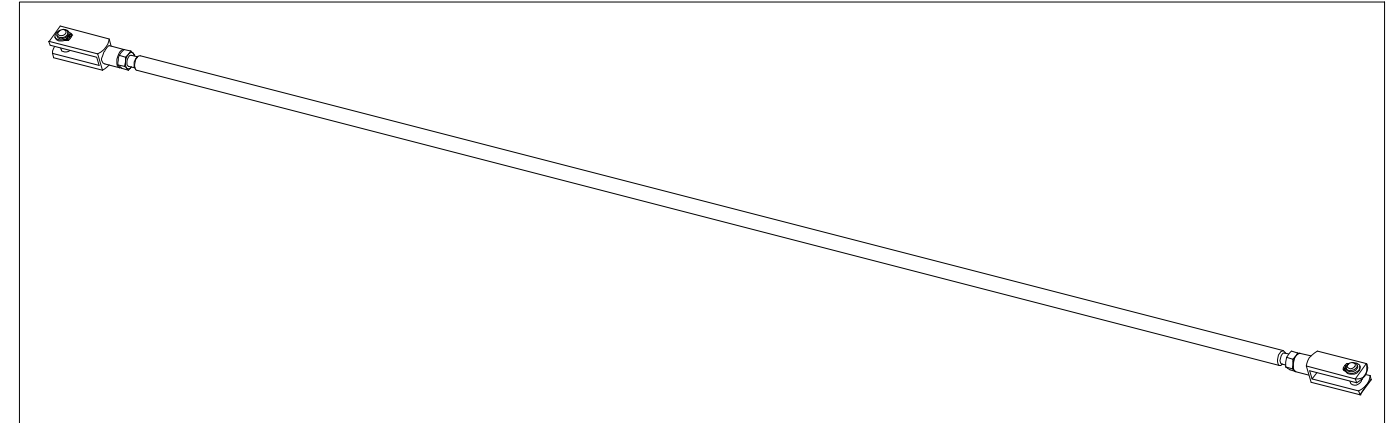


☉ TÁHLO  
☉ STANGE  
☉ TIGE DE TRACTION

☉ DRAWBAR  
☉ ТЯГА  
☉ PRĘT



**3009478**



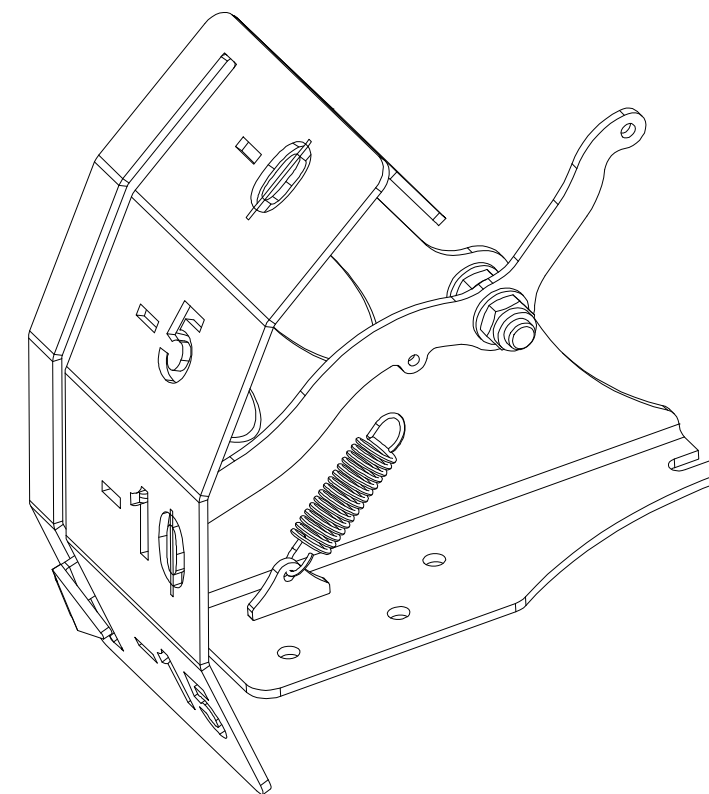
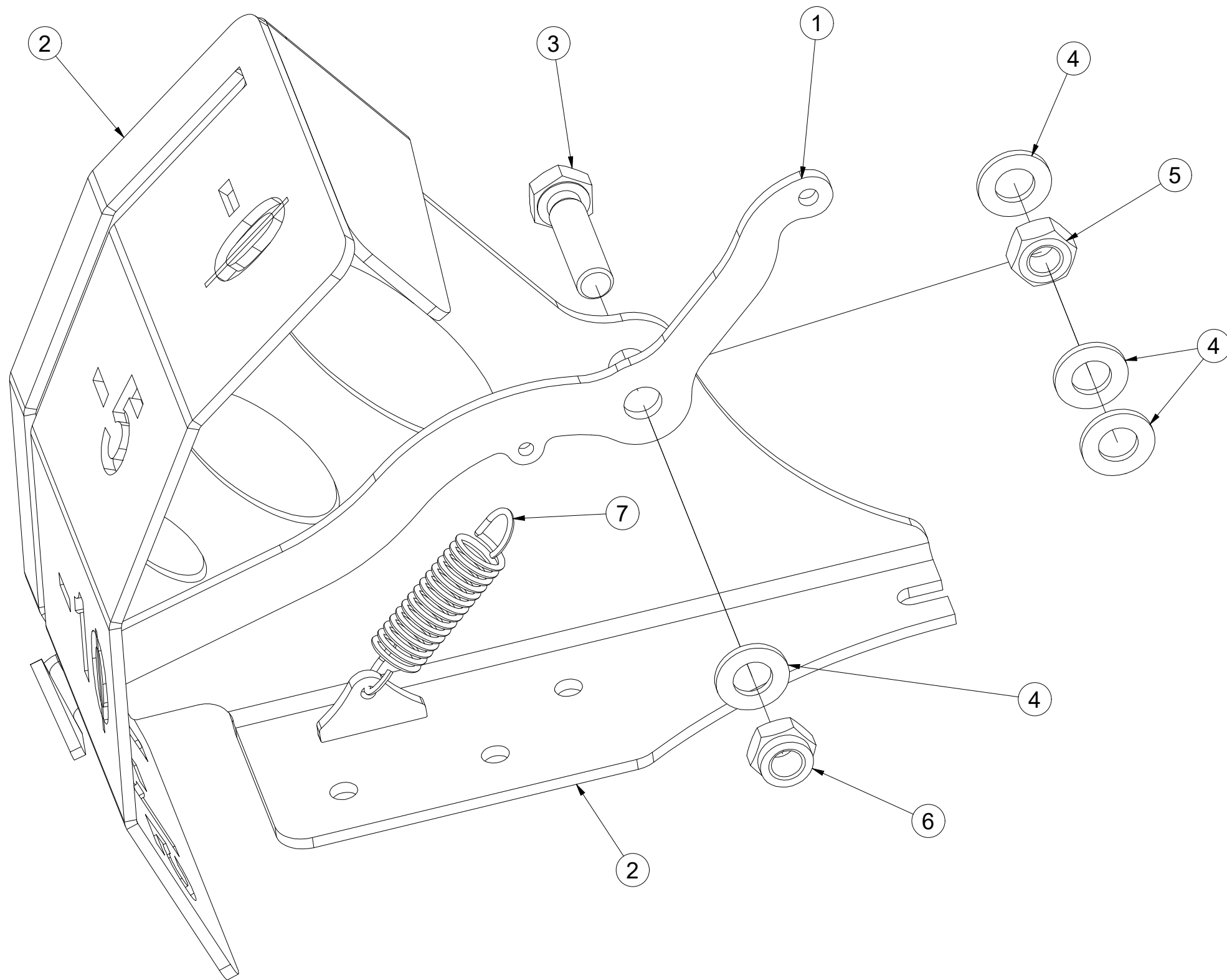
Pos.	Part Number	Pcs.
1	4019000	1
2	m01295	2
3	m16504	2

CZ UKAZATEL  
 D ANZEIGE  
 F INDICATEUR

GB POINTER  
 RU УКАЗАТЕЛЬ  
 PL WSKAŹNIK



**4015473**



Pos.	Part Number	Pcs.
1	4015469	1
2	4015472	1
3	m01128	1
4	m01214	4
5	m01305	1
6	m13618	1
7	m15186	1

Ⓒ SLUPICE

Ⓓ PFLUGSÄULE

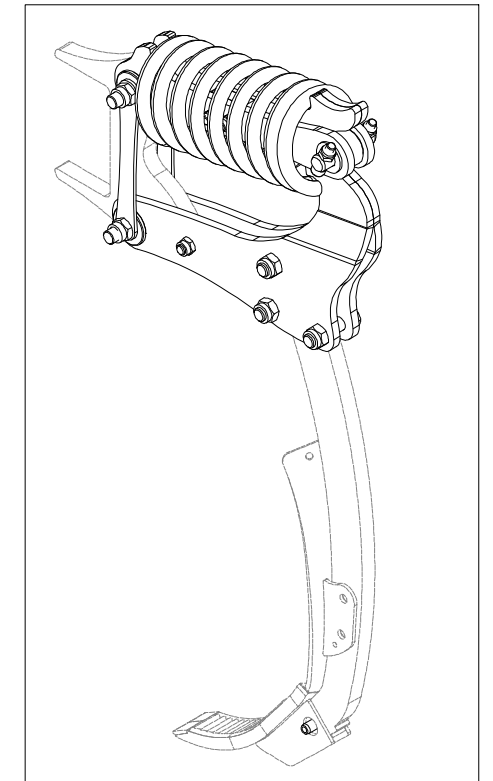
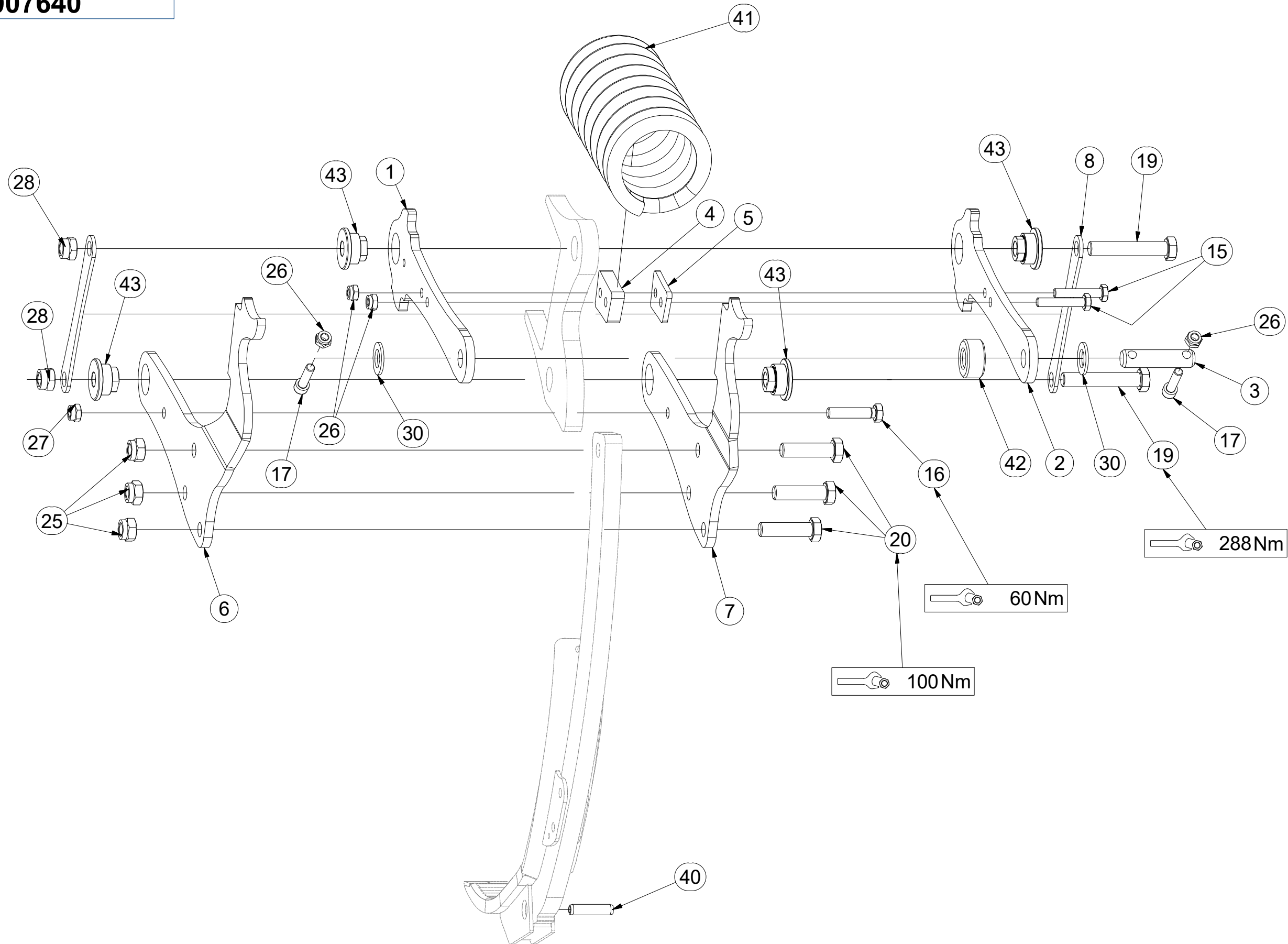
Ⓕ ÉTANÇON

**3007640**

Ⓒ TINE

Ⓔ СТОЙКА

Ⓖ SŁUPICA



Pos.	Part Number	Pcs.
1	4014678	1
2	4014679	1
3	4014859	1
4	4018849	1
5	4018851	1
6	4022914	1
7	4022915	1
8	4023880	2
15	m06253	2
16	m09020	1
17	m14009	2
19	m18479	2
20	m14482	3
25	m03683	3
26	m03775	4
27	m06233	1
28	m18478	2
30	m14030	2
40	m05753	1
41	m14642	1
42	m14650	1
43	m18439	4



Ⓒ SLUPICE

Ⓓ PFLUGSÄULE

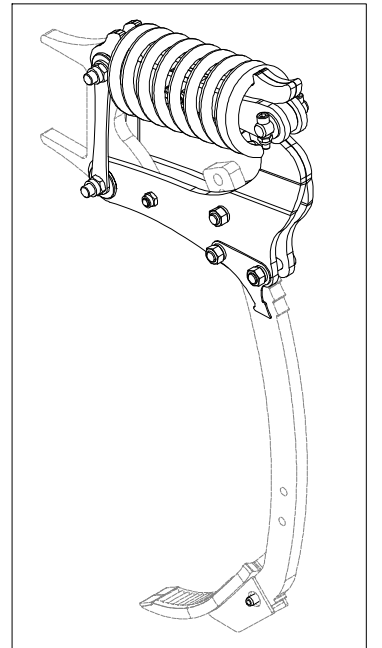
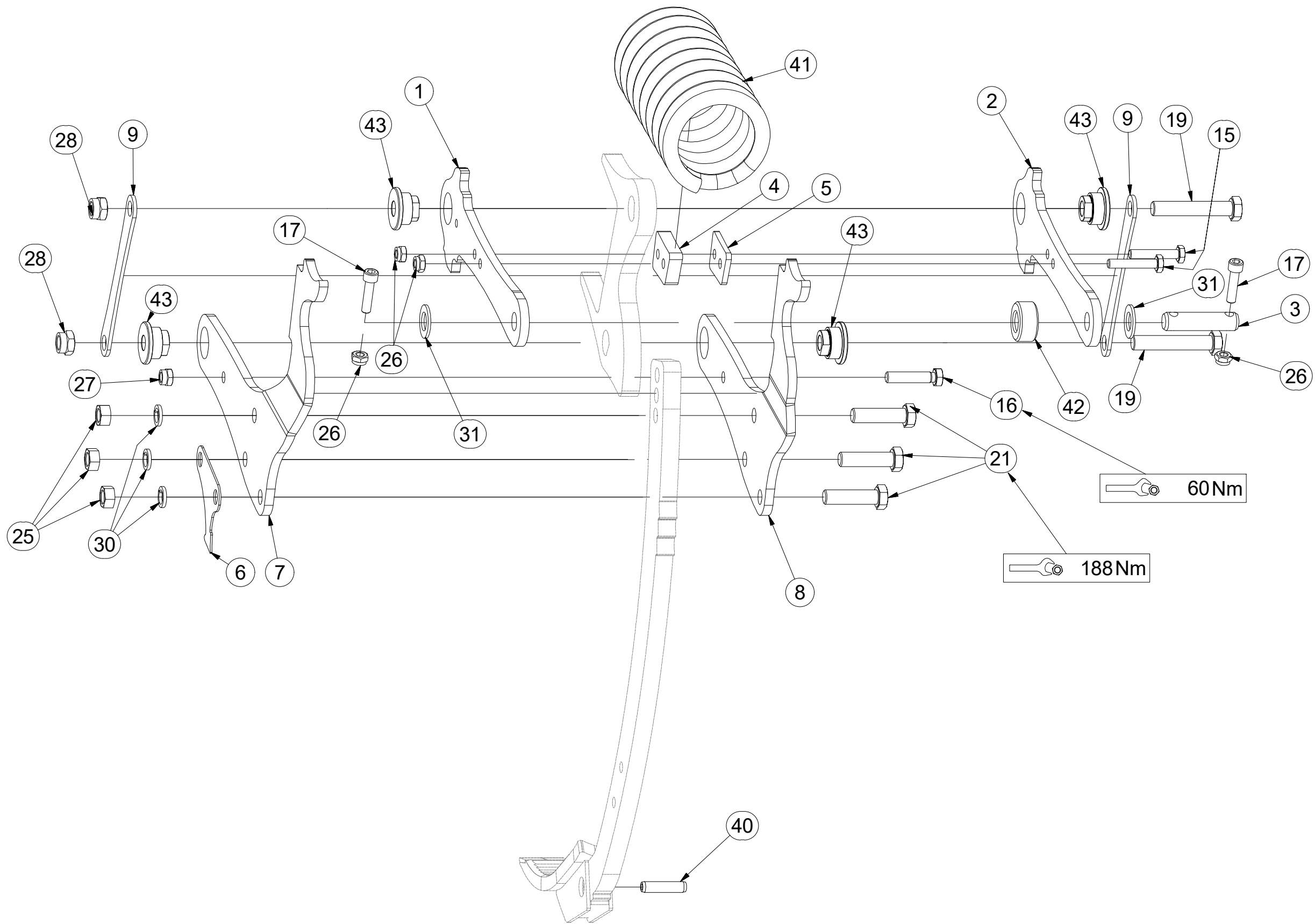
Ⓕ ÉTANÇON

**3008232**

Ⓖ TINE

Ⓡ СТОЙКА

Ⓢ SŁUPICA



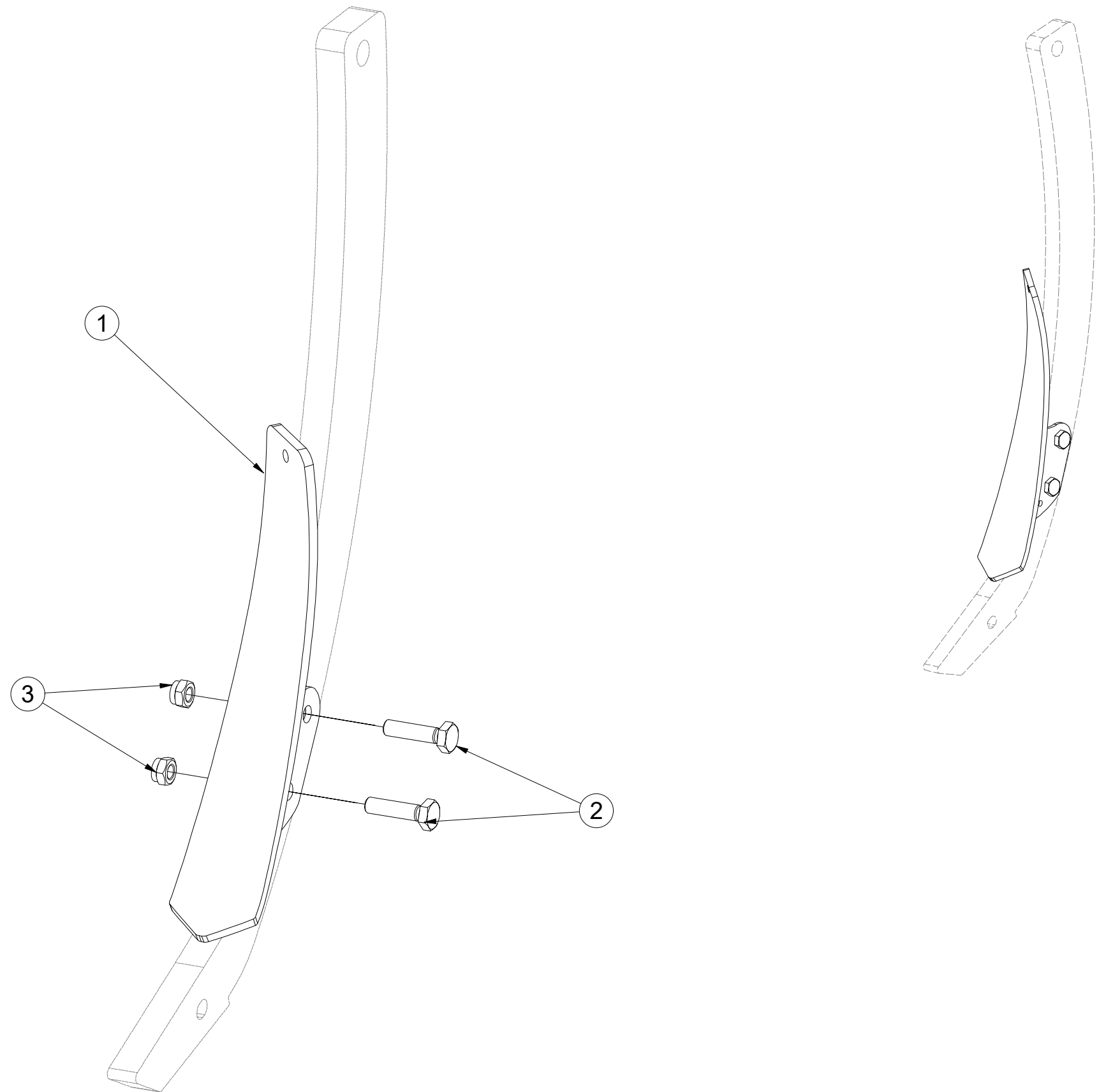
Pos.	Part Number	Pcs.
1	4014678	1
2	4014679	1
3	4014859	1
4	4018849	1
5	4018851	1
6	4020106	1
7	4022914	1
8	4022915	1
9	4023880	2
15	m06253	2
16	m09020	1
17	m14009	2
19	m18479	2
21	m14482	3
25	m01306	3
26	m03775	4
27	m06233	1
28	m18478	2
30	m02157	3
31	m14030	2
40	m05753	1
41	m14642	1
42	m14650	1
43	m18439	4

- Ⓒ SADA DLÁTA
- Ⓓ MEISSELSATZ
- Ⓕ KIT DE CISEAU

- Ⓖ SET OF CHISEL
- Ⓡ КОМПЛЕКТ УИЗЕЛЕЙ
- Ⓟ ZESTAW DŁUTA



**4020539**



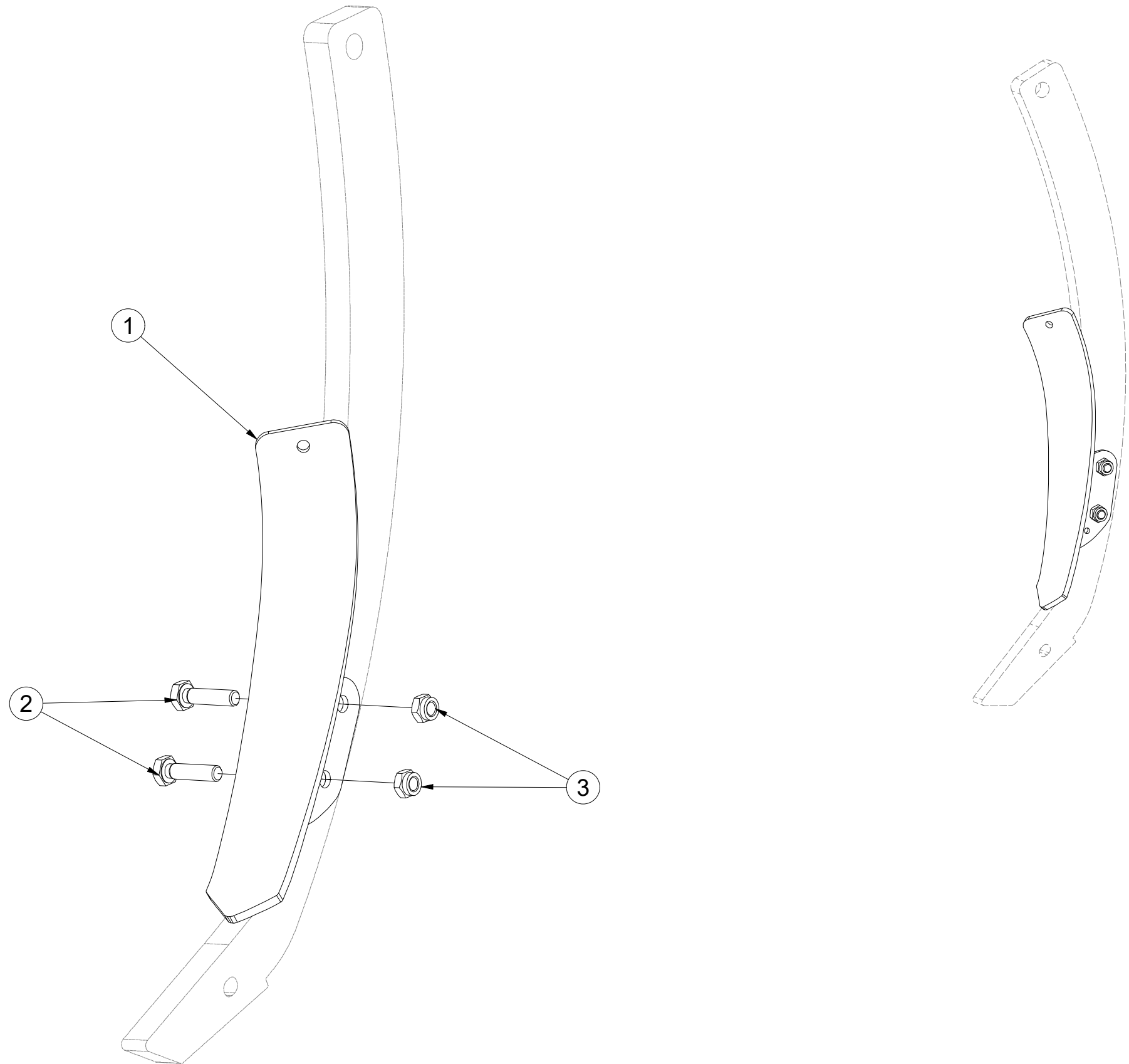
Pos.	Part Number	Pcs.
1	4019929	1
2	m01111	2
3	m11530	2

Ⓒ SADA DLÁTA  
Ⓓ MEISSELSATZ  
Ⓕ KIT DE CISEAU

Ⓖ SET OF CHISEL  
Ⓡ КОМПЛЕКТ УИЗЕЛЕЙ  
Ⓟ ZESTAW DŁUTA

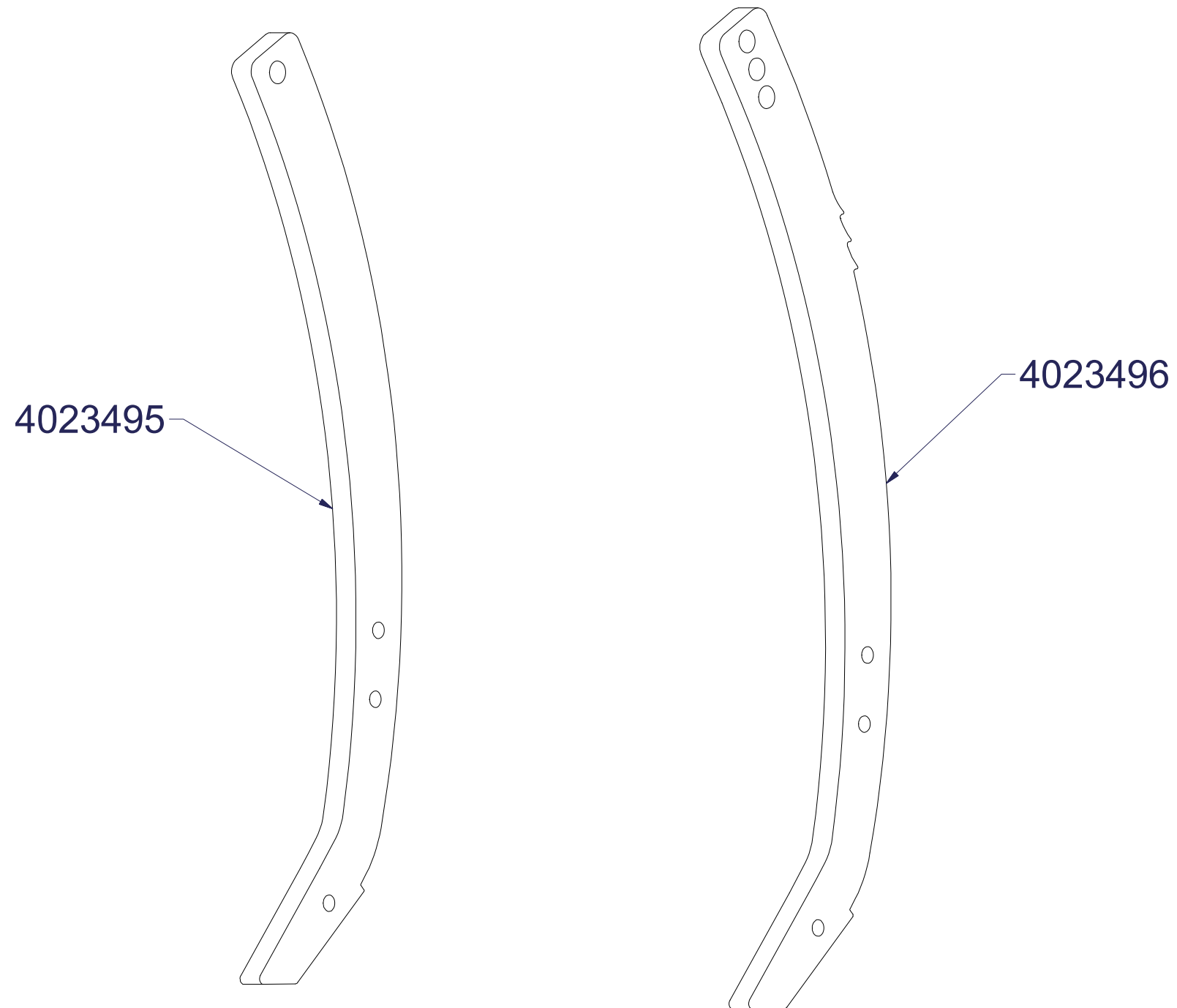


**4020540**



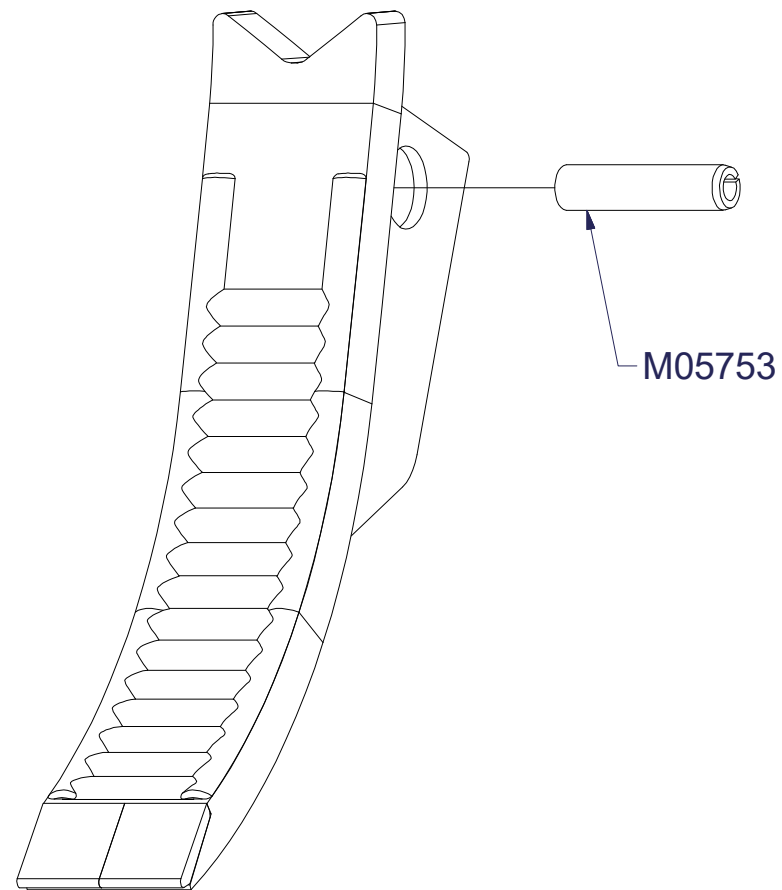
Pos.	Part Number	Pcs.
1	4019930	1
2	m01111	2
3	m11530	2





MACHINE	4023495 PCS.	4023496 PCS.
FX 300 N	13	0
FX350 N	16	0
FX 470 NS	22	0
FX 6,5	25	10
FX 8	33	10
FX 8,5	35	10
FX 10,5	45	12
FX 12,5	55	12

# 4022977



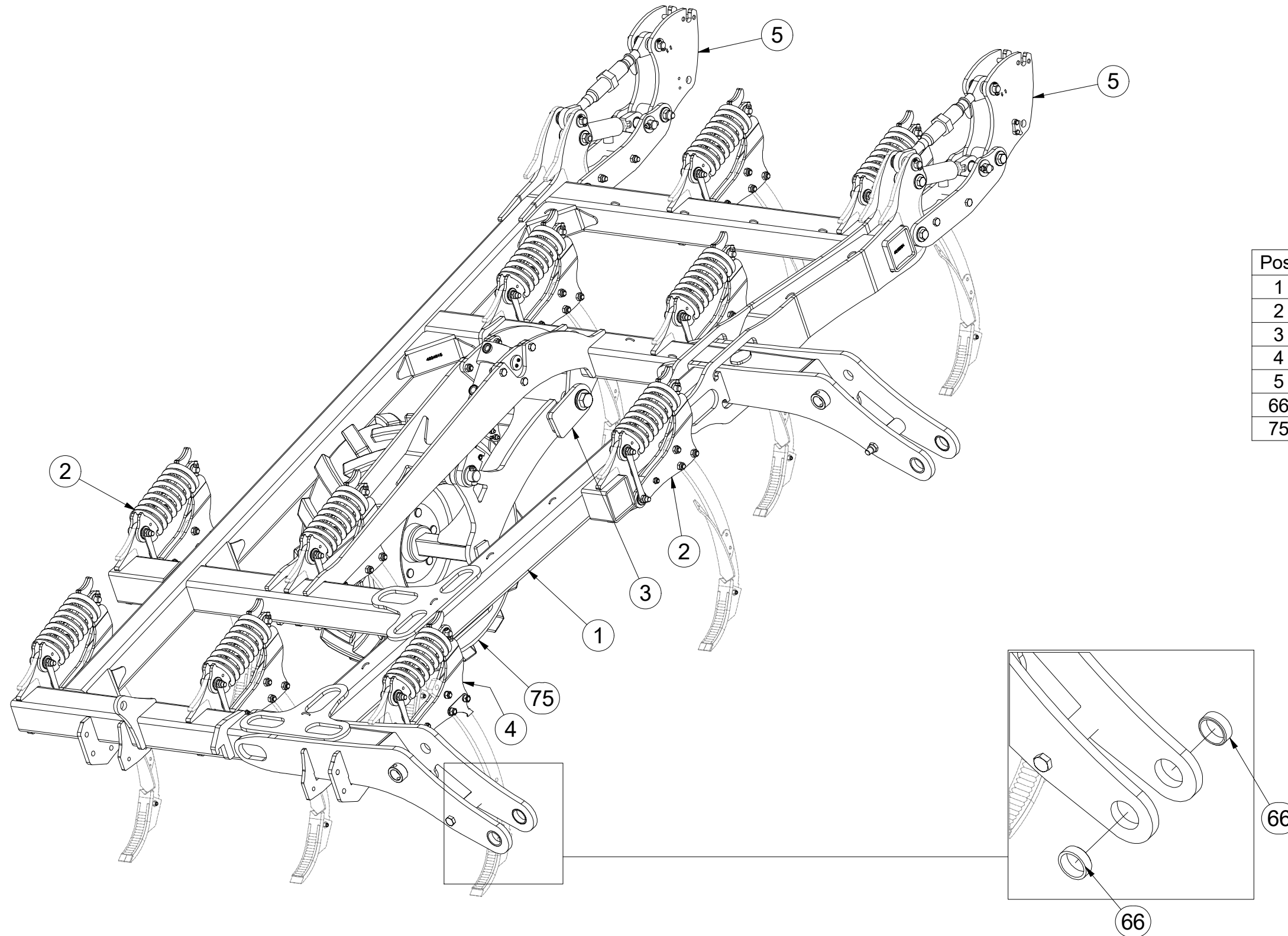
MACHINE	PCS.
FX 300 N	13
FX 350 N	16
FX 470 NS	22
FX 6,5	35
FX 8	43
FX 8,5	45
FX 10,5	57
FX 12,5	67

CZ RÁM PRAVÝ  
 D RECHTER RAHMEN  
 F CHASSIS DROIT

GB RIGHT FRAME  
 RU РАМА ПРАВАЯ  
 PL RAMA PRAWA



**3012234**



Pos.	Part Number	Pcs.
1	2001194	1
2	3007640	9
3	3007811	1
4	3008232	1
5	3009358	2
66	m16499	4
75	m14730	1



Ⓒ RÁM PRAVÝ

Ⓓ RECHTER RAHMEN

Ⓕ CHASSIS DROIT

Ⓖ RIGHT FRAME

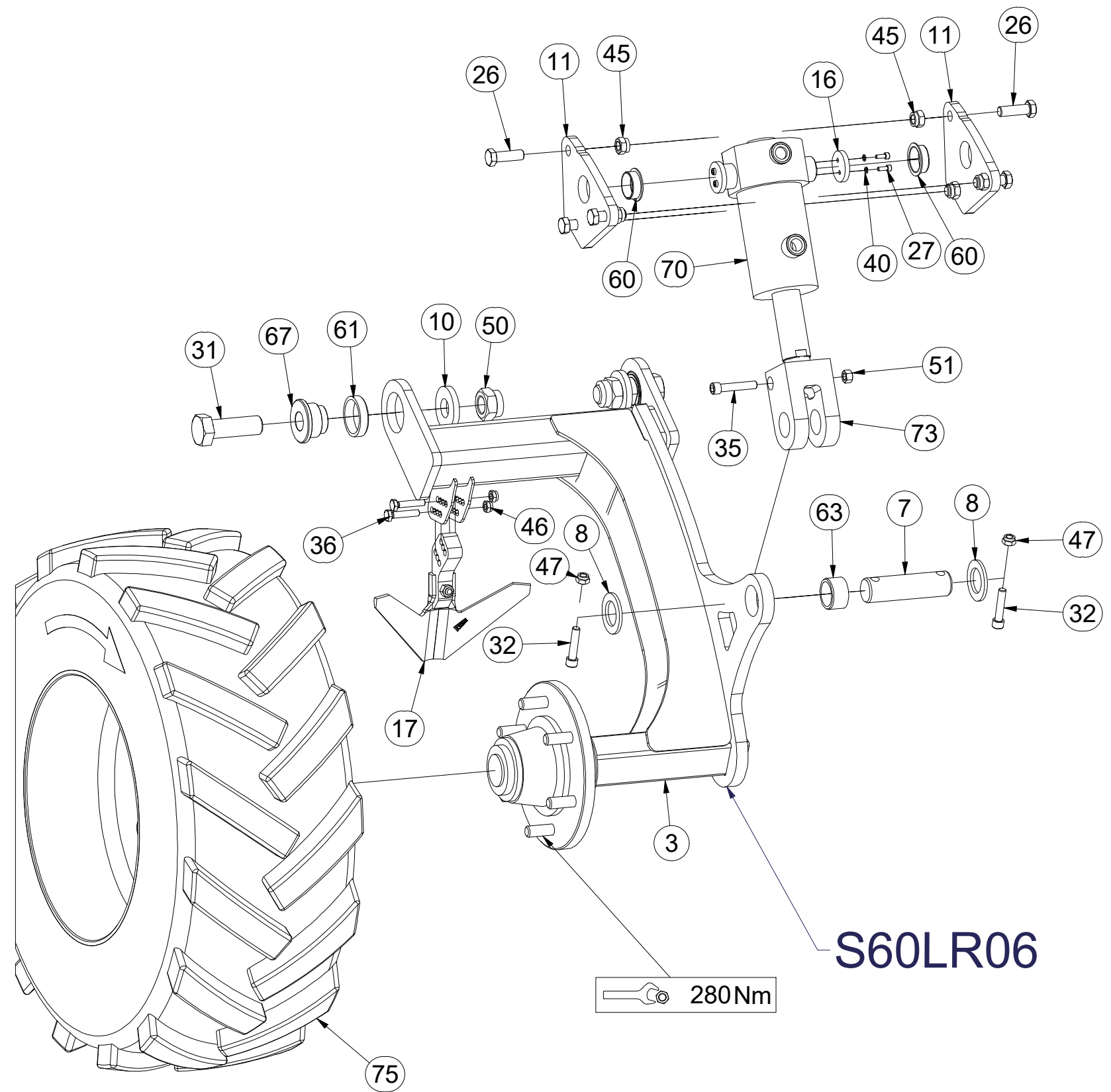
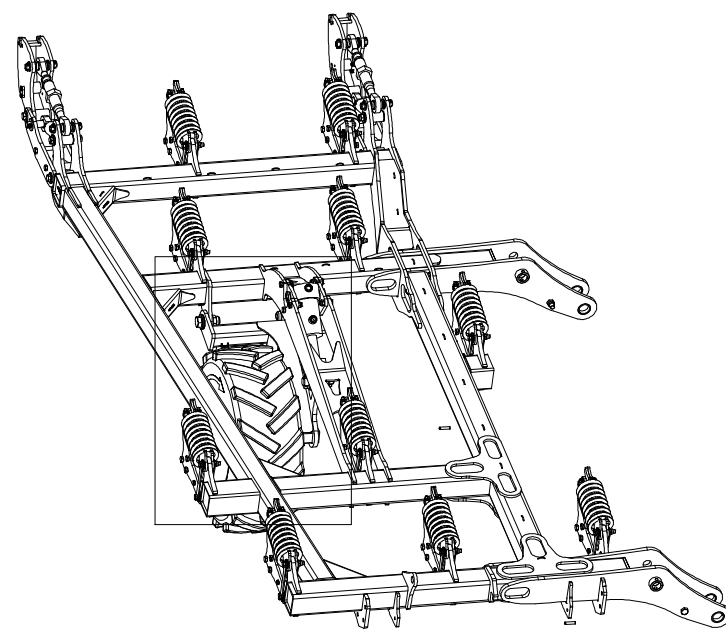
Ⓡ РАМА ПРАВАЯ

Ⓟ RAMA PRAWA



**3012234**

Pos.	Part Number	Pcs.	Pos.	Part Number	Pcs.
3	3007811	1	40	m01200	4
7	4012990	1	45	m03683	10
8	4013139	2	46	m03775	6
10	4015059	2	47	m04301	2
11	4015064	2	50	m08036	2
16	4019408	2	51	m10439	1
17	3010397	1	60	m14755	2
26	m04355	6	61	m14760	2
27	m05303	4	63	m14978	1
31	m12009	2	67	m18096	2
32	m14008	2	70	m14631	1
35	m14867	1	73	m15149	1
36	m01114	2	75	m14730	1

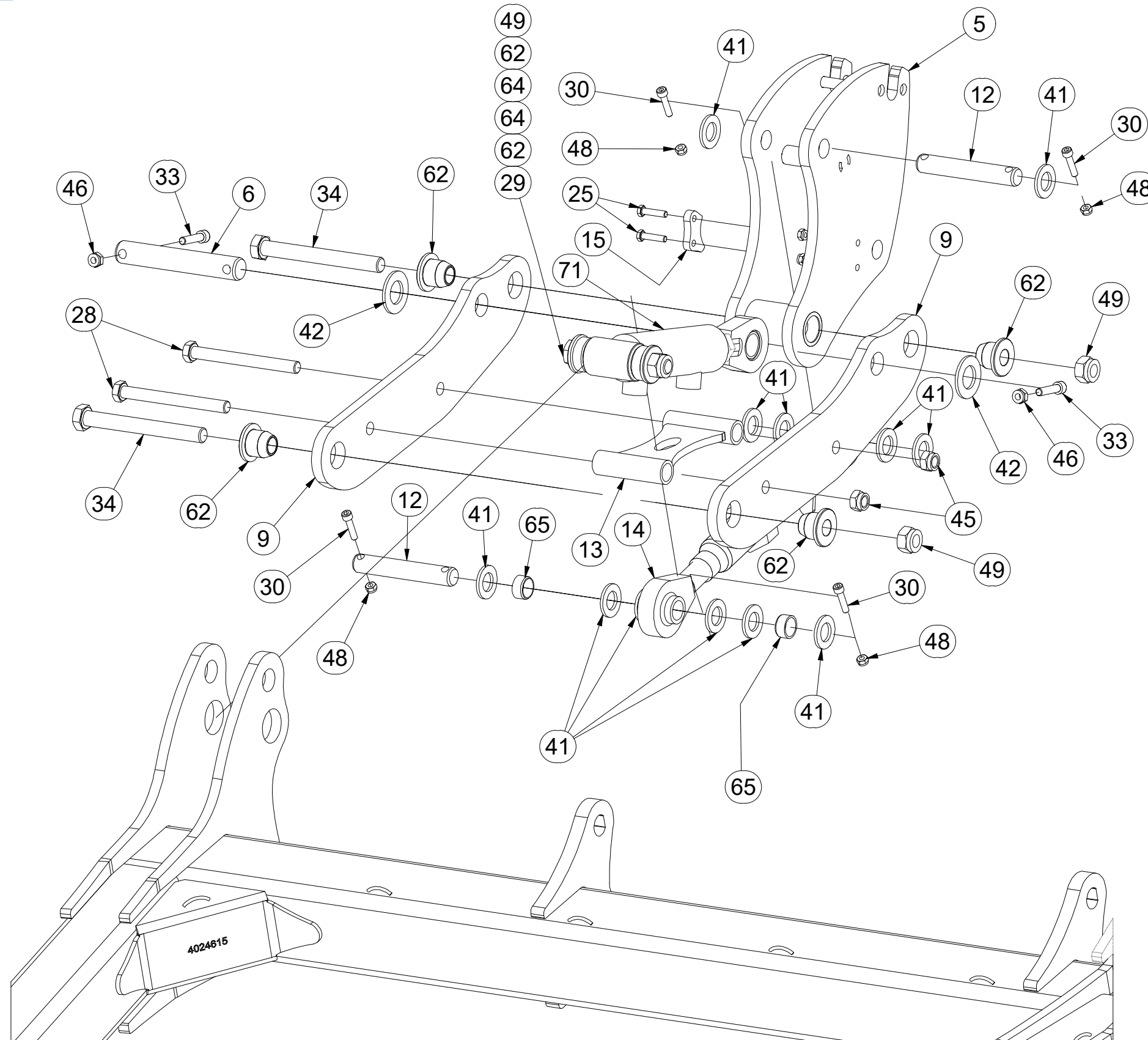


CZ RÁM PRAVÝ  
 D RECHTER RAHMEN  
 F CHASSIS DROIT

GB RIGHT FRAME  
 RU РАМА ПРАВАЯ  
 PL RAMA PRAWA



**3012234**



Pos.	Part Number	Pcs.
5	3009358	2
6	4008180	2
9	4015031	4
12	4015250	4
13	4015311	2
14	4018632	2
15	4018691	2
25	m01096	4
28	m05724	4
29	m07790	2
30	m09464	8
33	m14143	4
34	m14812	4
41	m14028	24
42	m14029	4
45	m03683	10
46	m03775	6
48	m04503	12
49	m05648	6
62	m14766	12
64	m14979	4
65	m14980	4
71	m14663	2

Ⓒ NÁPRAVA

Ⓓ ACHSE

Ⓕ ESSIEU

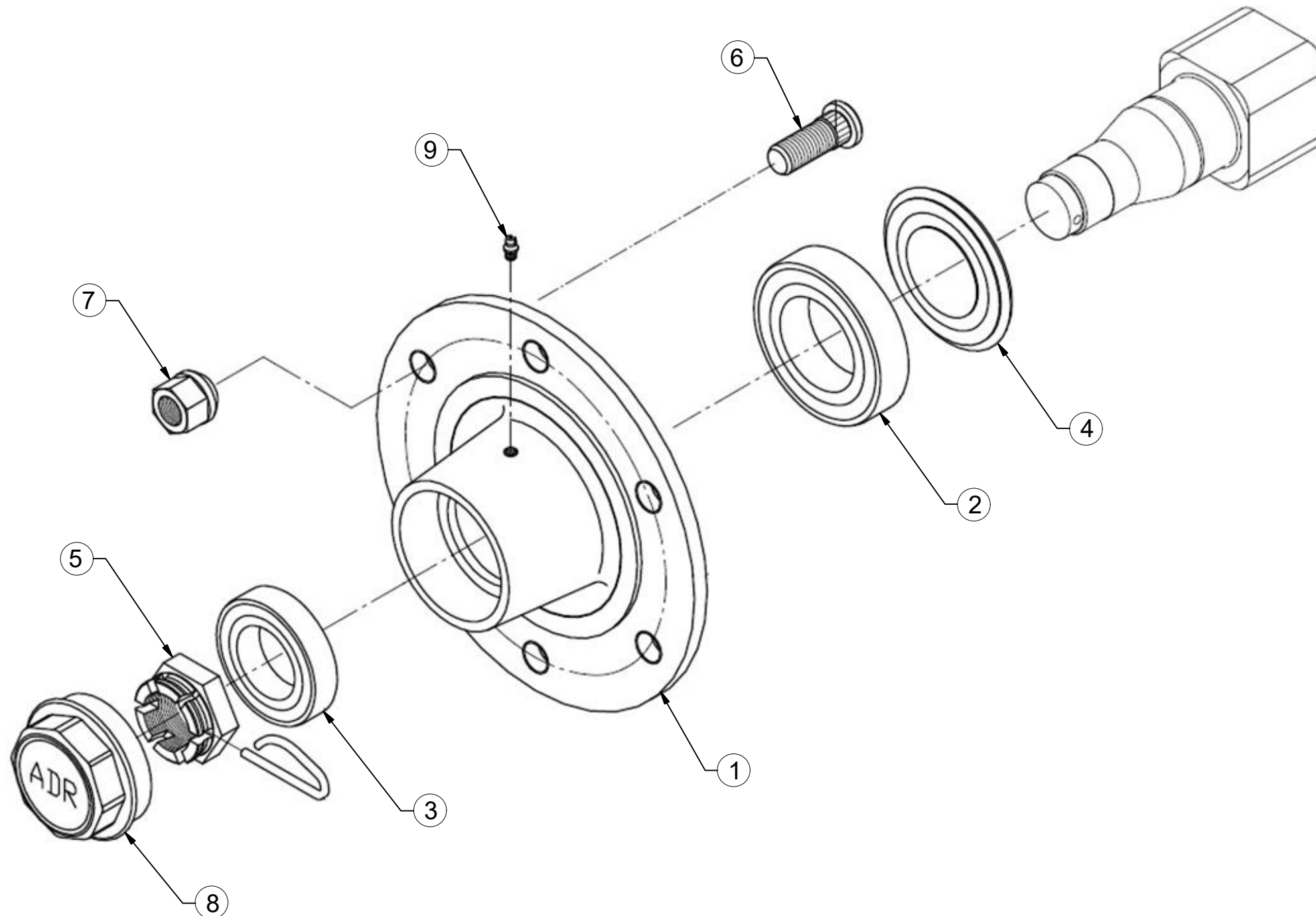
Ⓖ AXLE

Ⓡ OCB

Ⓟ OS



**S60LR06**



Pos.	Part Number	Pcs.
1	m15631	1
2	m07151	1
3	m07152	1
4	m15058	1
5	m08169	1
6	m08148	6
7	m08163	6
8	m15123	1
9	m05698	1

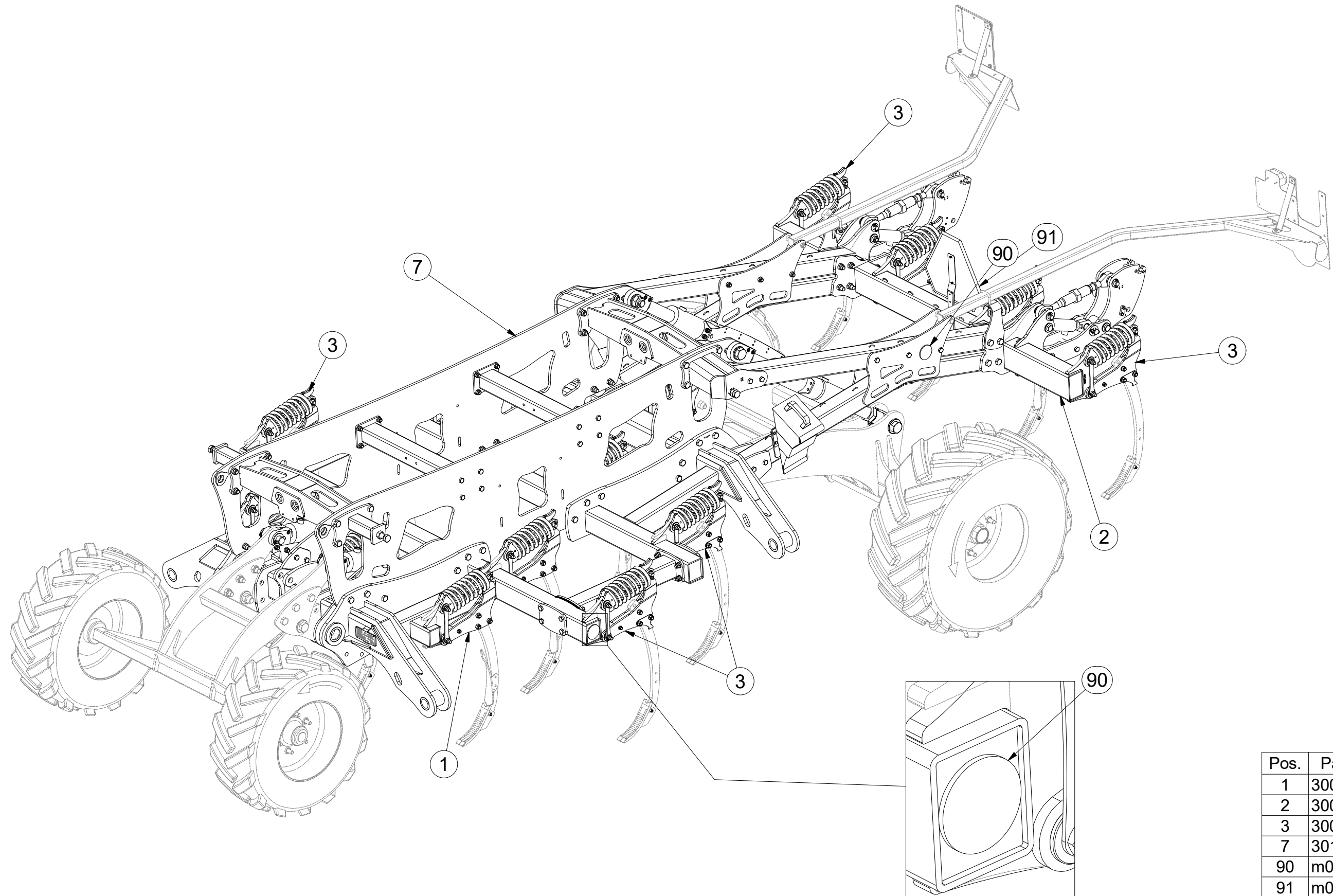


CZ STŘEDNÍ RÁM  
 D RAHMEN, MITTLERE  
 F CHASSIS CENTRAL

GB CENTRAL FRAME  
 RU СРЕДНЯЯ РАМА  
 PL SREDNIA RAMA



**3012055**



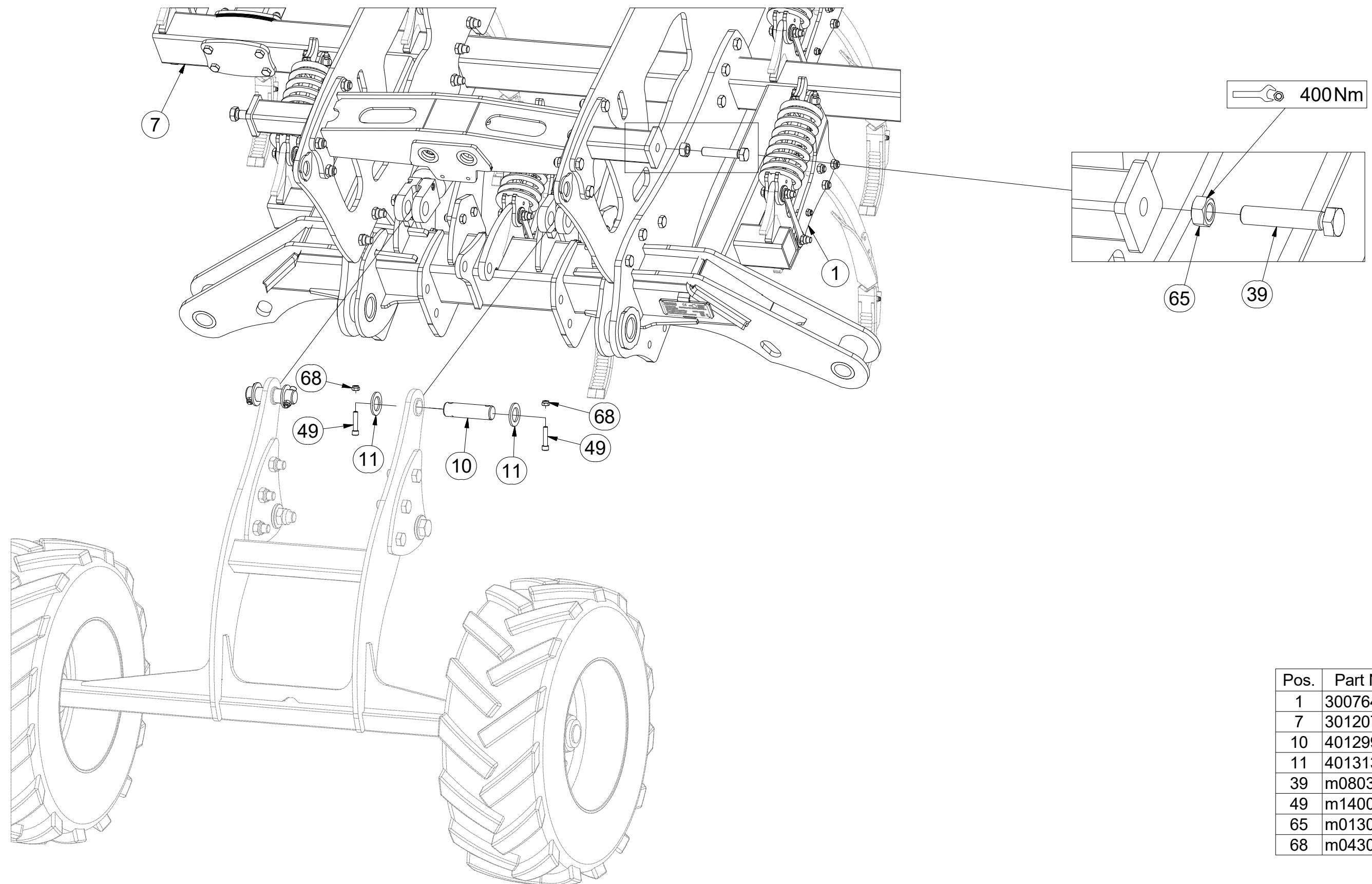
Pos.	Part Number	Pcs.
1	3007640	9
2	3007816	1
3	3008232	6
7	3012071	1
90	m02579	4
91	m05371	1

- Ⓒ STŘEDNÍ RÁM
- Ⓓ RAHMEN, MITTLERE
- Ⓕ CHASSIS CENTRAL

- Ⓒ CENTRAL FRAME
- Ⓓ СРЕДНЯЯ РАМА
- Ⓕ SREDNIA RAMA



**3012055**



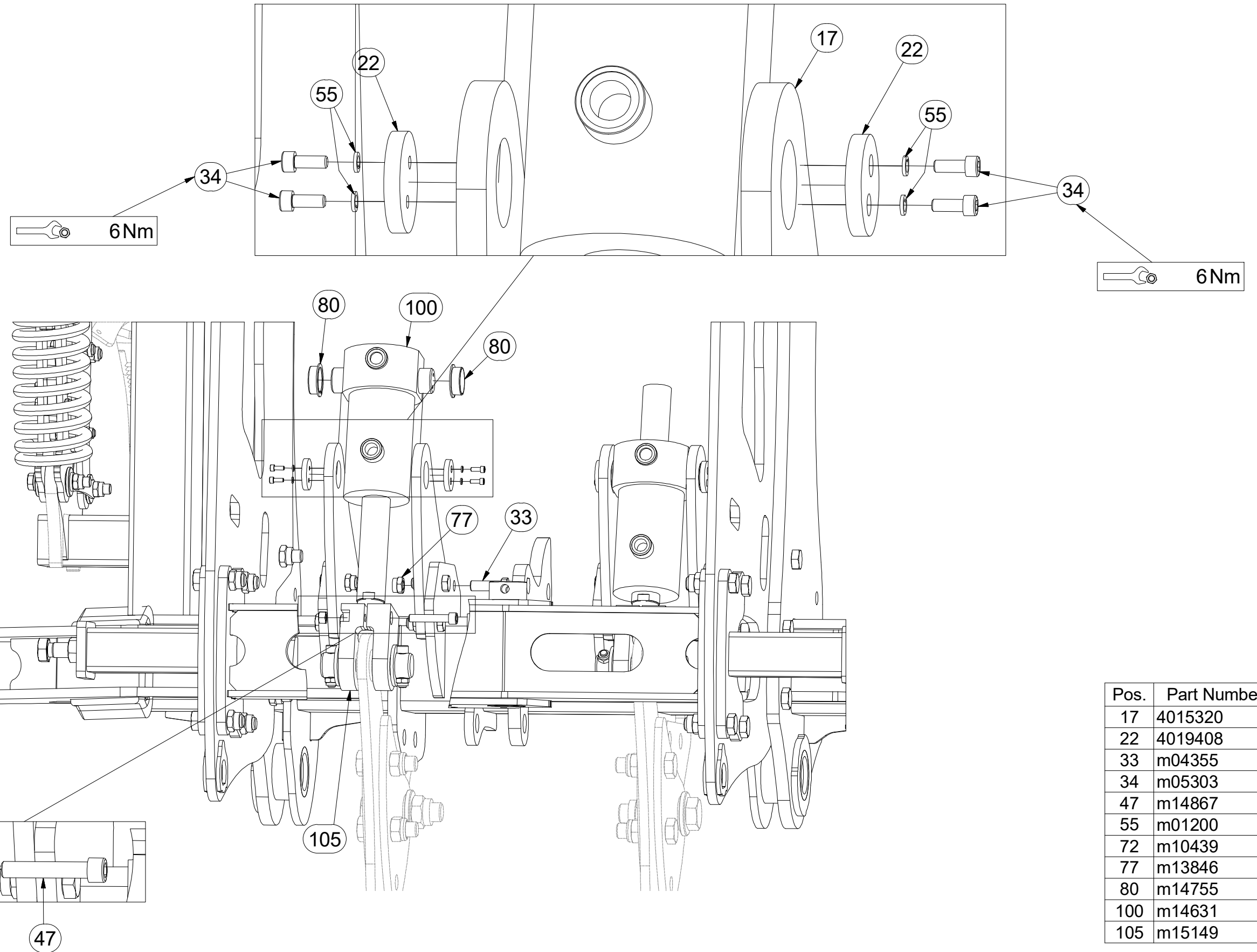
Pos.	Part Number	Pcs.
1	3007640	9
7	3012071	1
10	4012990	2
11	4013139	4
39	m08033	4
49	m14008	4
65	m01308	4
68	m04301	12

- Ⓒ STŘEDNÍ RÁM
- Ⓓ RAHMEN, MITTLERE
- Ⓕ CHASSIS CENTRAL

- Ⓖ CENTRAL FRAME
- Ⓡ СРЕДНЯЯ РАМА
- Ⓟ SREDNIA RAMA



**3012055**



Pos.	Part Number	Pcs.
17	4015320	4
22	4019408	4
33	m04355	12
34	m05303	8
47	m14867	2
55	m01200	8
72	m10439	6
77	m13846	20
80	m14755	4
100	m14631	2
105	m15149	2

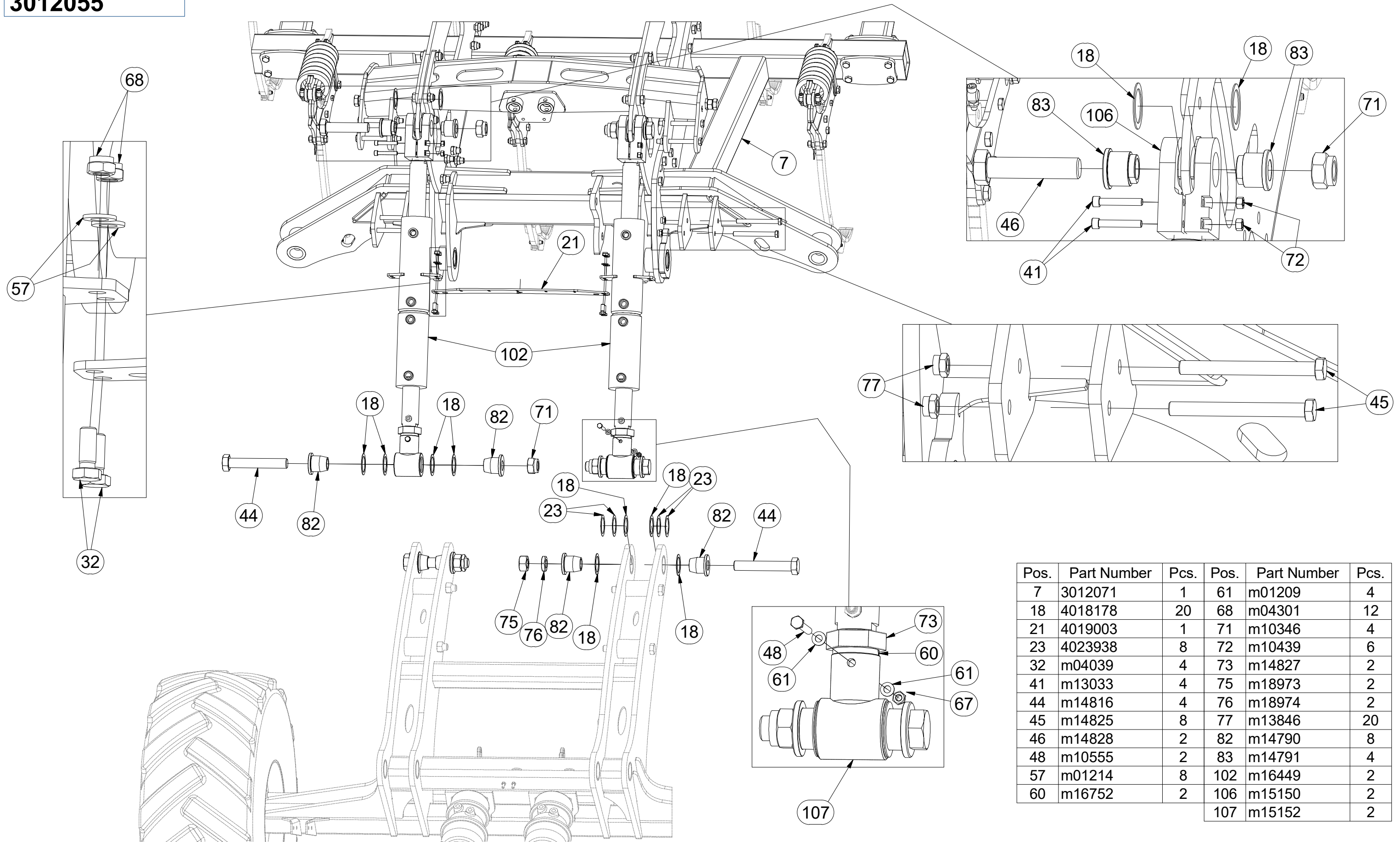


CZ STŘEDNÍ RÁM  
 D RAHMEN, MITTLERE  
 F CHASSIS CENTRAL

GB CENTRAL FRAME  
 RU СРЕДНЯЯ РАМА  
 PL SREDNIA RAMA



**3012055**



Pos.	Part Number	Pcs.	Pos.	Part Number	Pcs.
7	3012071	1	61	m01209	4
18	4018178	20	68	m04301	12
21	4019003	1	71	m10346	4
23	4023938	8	72	m10439	6
32	m04039	4	73	m14827	2
41	m13033	4	75	m18973	2
44	m14816	4	76	m18974	2
45	m14825	8	77	m13846	20
46	m14828	2	82	m14790	8
48	m10555	2	83	m14791	4
57	m01214	8	102	m16449	2
60	m16752	2	106	m15150	2
			107	m15152	2

ⒸZ STŘEDNÍ RÁM

Ⓓ RAHMEN, MITTLERE

Ⓕ CHASSIS CENTRAL

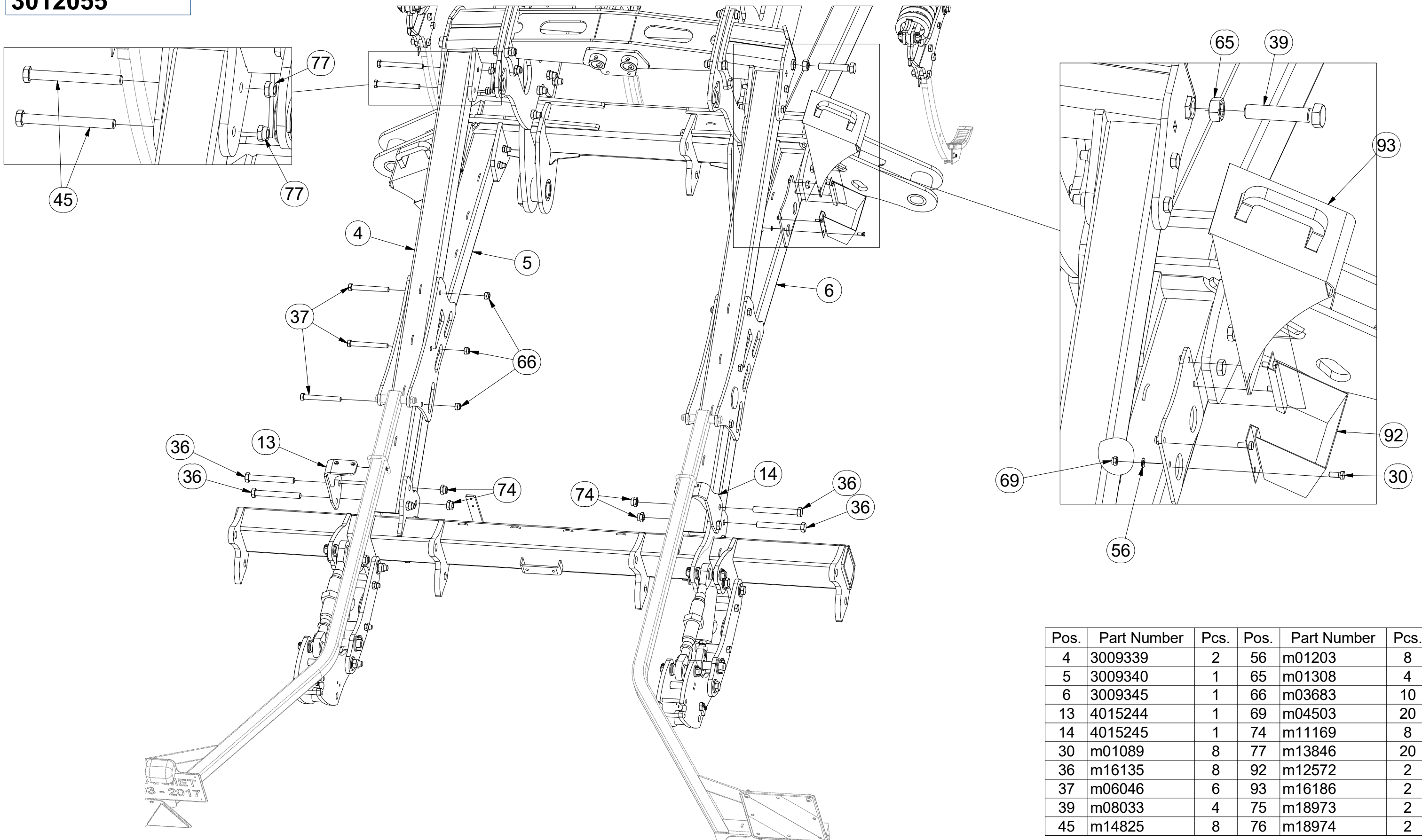
ⒼB CENTRAL FRAME

Ⓐ RU СРЕДНЯЯ РАМА

Ⓐ PL SREDNIA RAMA



3012055

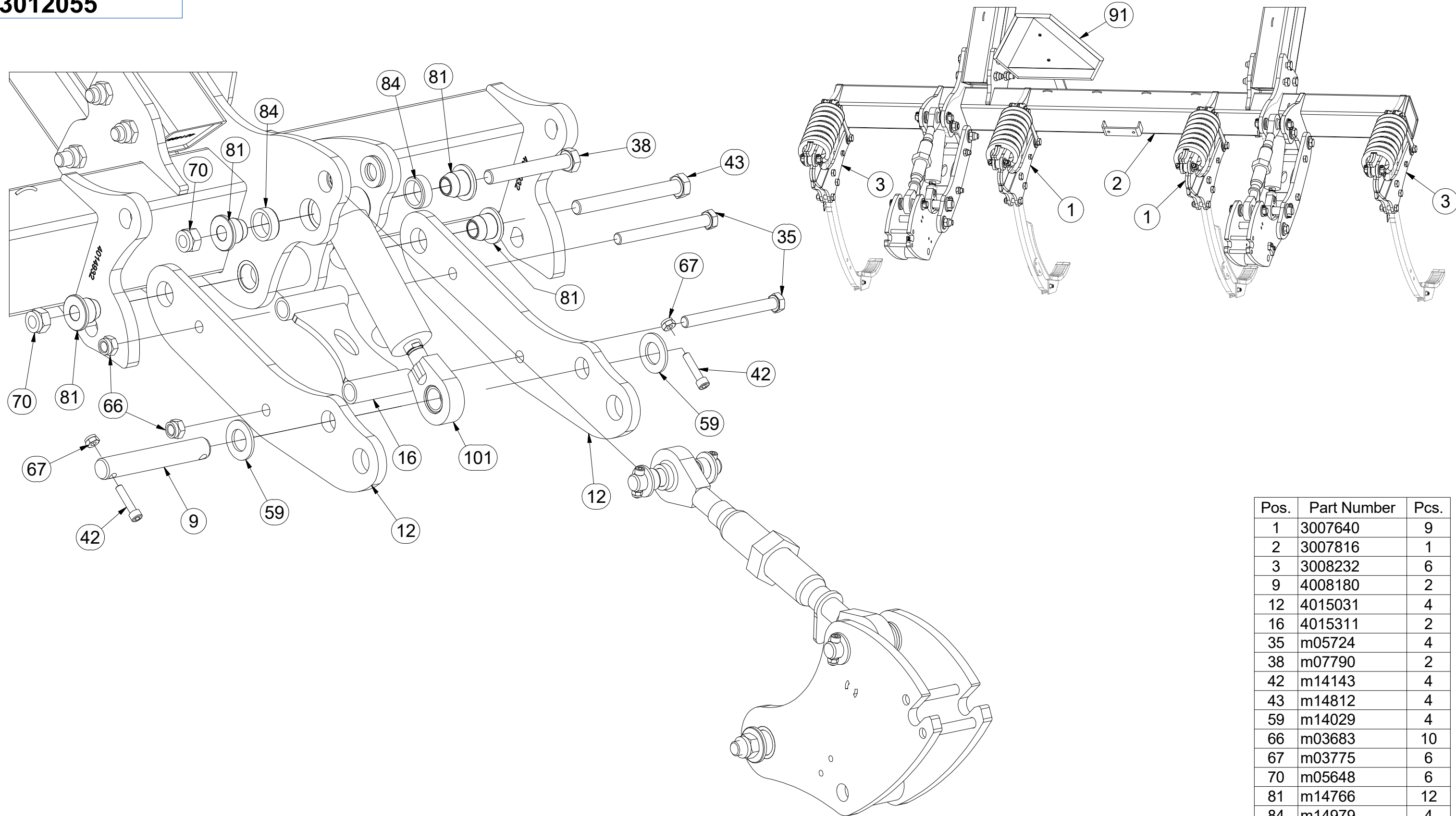


CZ STŘEDNÍ RÁM  
 D RAHMEN, MITTLERE  
 F CHASSIS CENTRAL

GB CENTRAL FRAME  
 RU СРЕДНЯЯ РАМА  
 PL SREDNIA RAMA



**3012055**



Pos.	Part Number	Pcs.
1	3007640	9
2	3007816	1
3	3008232	6
9	4008180	2
12	4015031	4
16	4015311	2
35	m05724	4
38	m07790	2
42	m14143	4
43	m14812	4
59	m14029	4
66	m03683	10
67	m03775	6
70	m05648	6
81	m14766	12
84	m14979	4
91	m05371	1
101	m14663	2

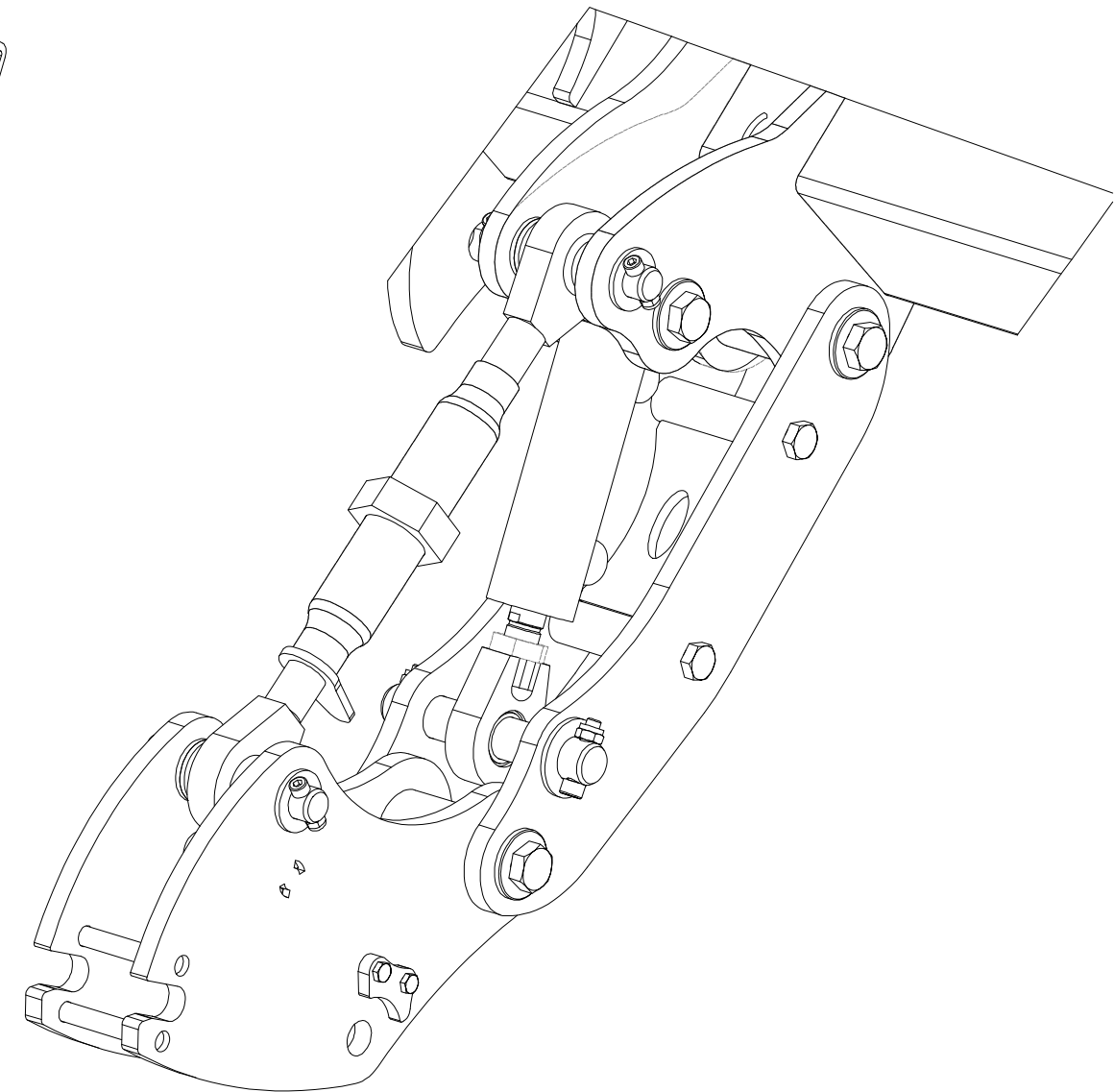
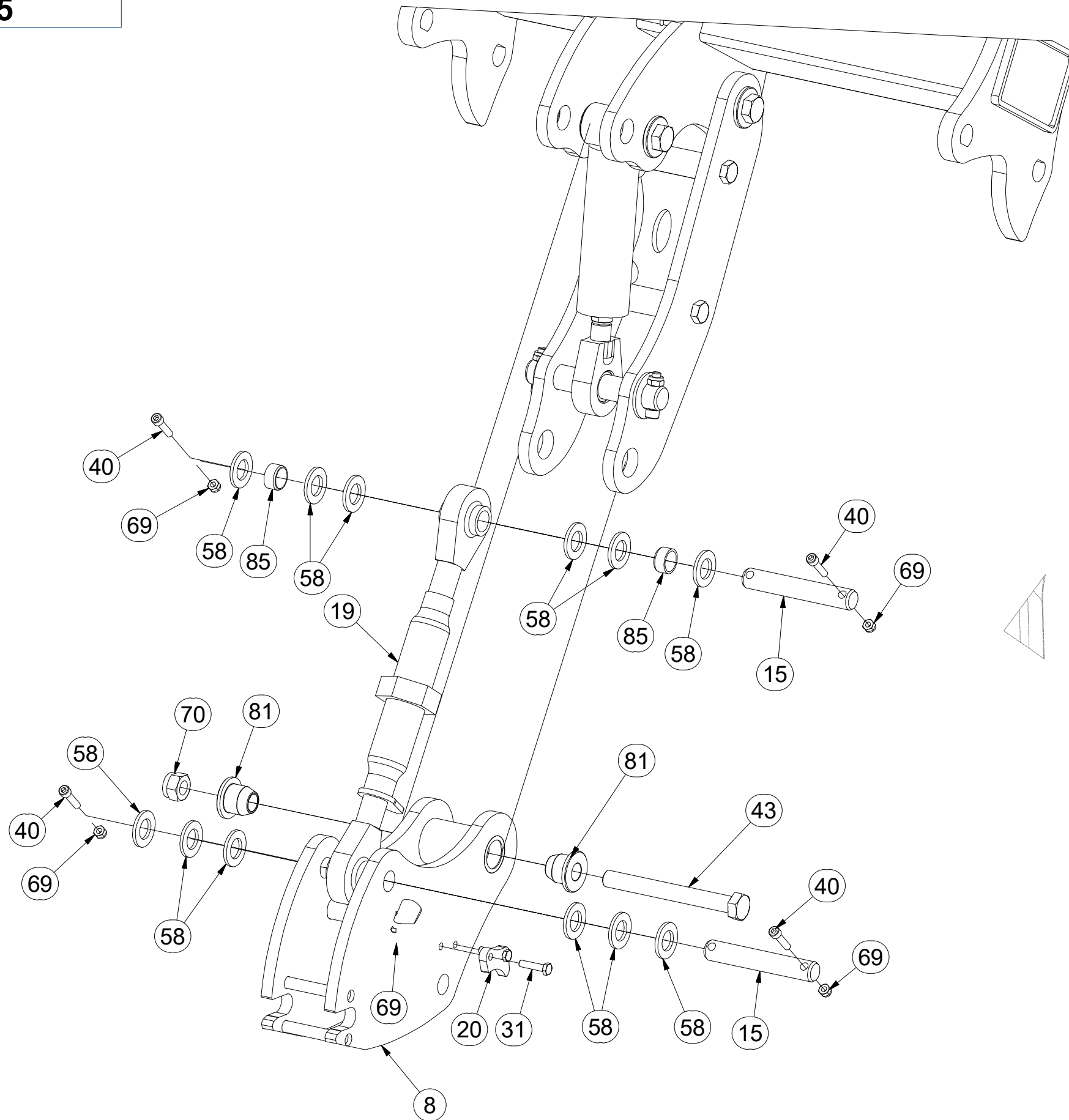


CZ STŘEDNÍ RÁM  
 D RAHMEN, MITTLERE  
 F CHASSIS CENTRAL

GB CENTRAL FRAME  
 RU СРЕДНЯЯ РАМА  
 PL SREDNIA RAMA



**3012055**



Pos.	Part Number	Pcs.
8	3009358	2
15	4015250	4
19	4018632	2
20	4018691	2
31	m01096	4
40	m09464	8
43	m14812	4
58	m14028	24
69	m04503	20
70	m05648	6
81	m14766	12
85	m14980	4
75	m18973	2
76	m18974	2

ⒸZ TRANSPORTNÍ NÁPRAVA

Ⓓ TRANSPORTACHSE

Ⓕ ESSIEU DE TRANSPORT

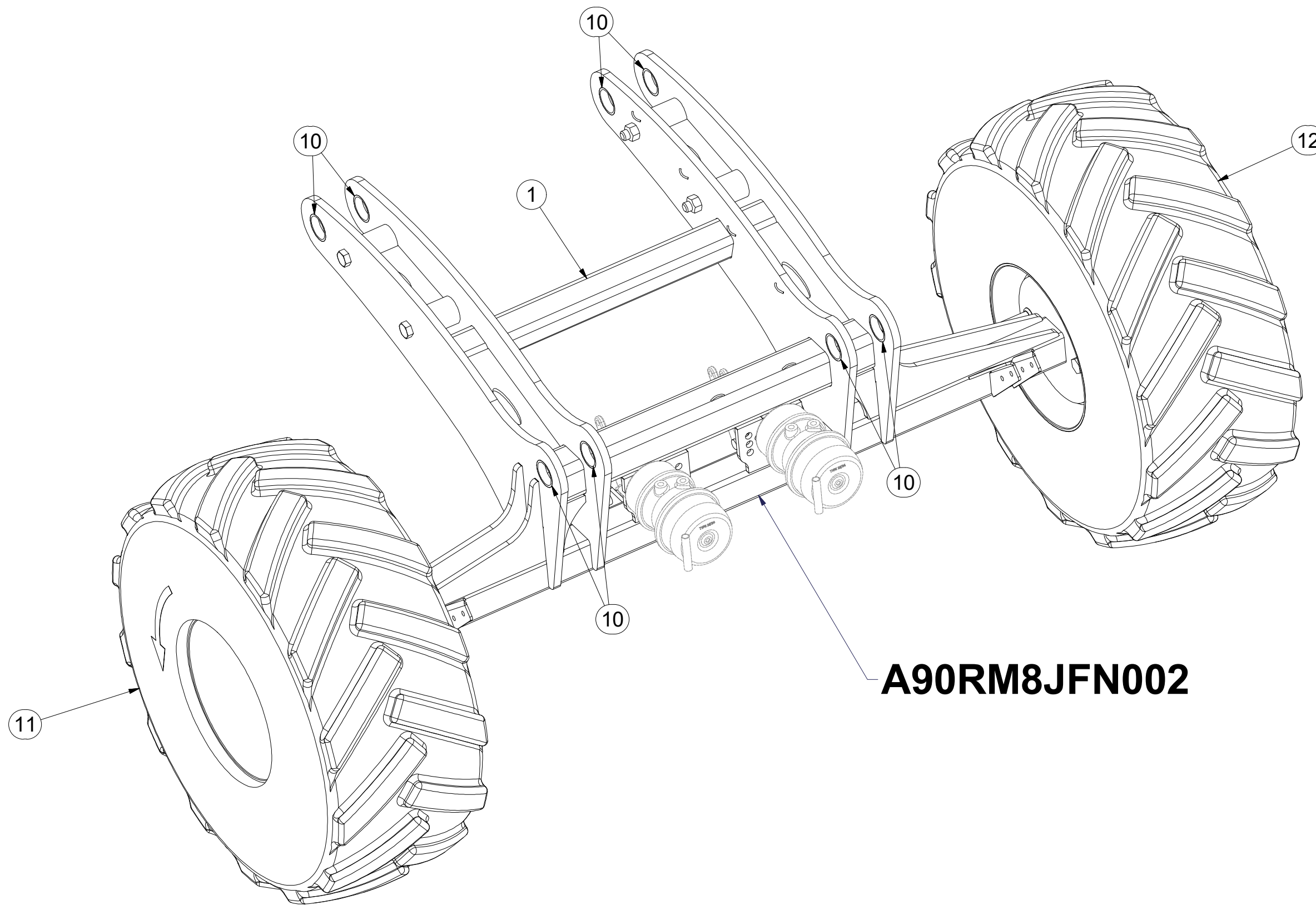
ⒼB TRANSPORT AXLE

ⒶR TRANСПОРТНАЯ ОСЬ

ⒶL OS TRANSPORTOWA



**3009330**



**A90RM8JFN002**

Pos.	Part Number	Pcs.
1	2000912	1
10	m14762	8
11	m16500	1
12	m16501	1

ⒸZ NÁPRAVA

ⒹACHSE

ⒻESSIEU

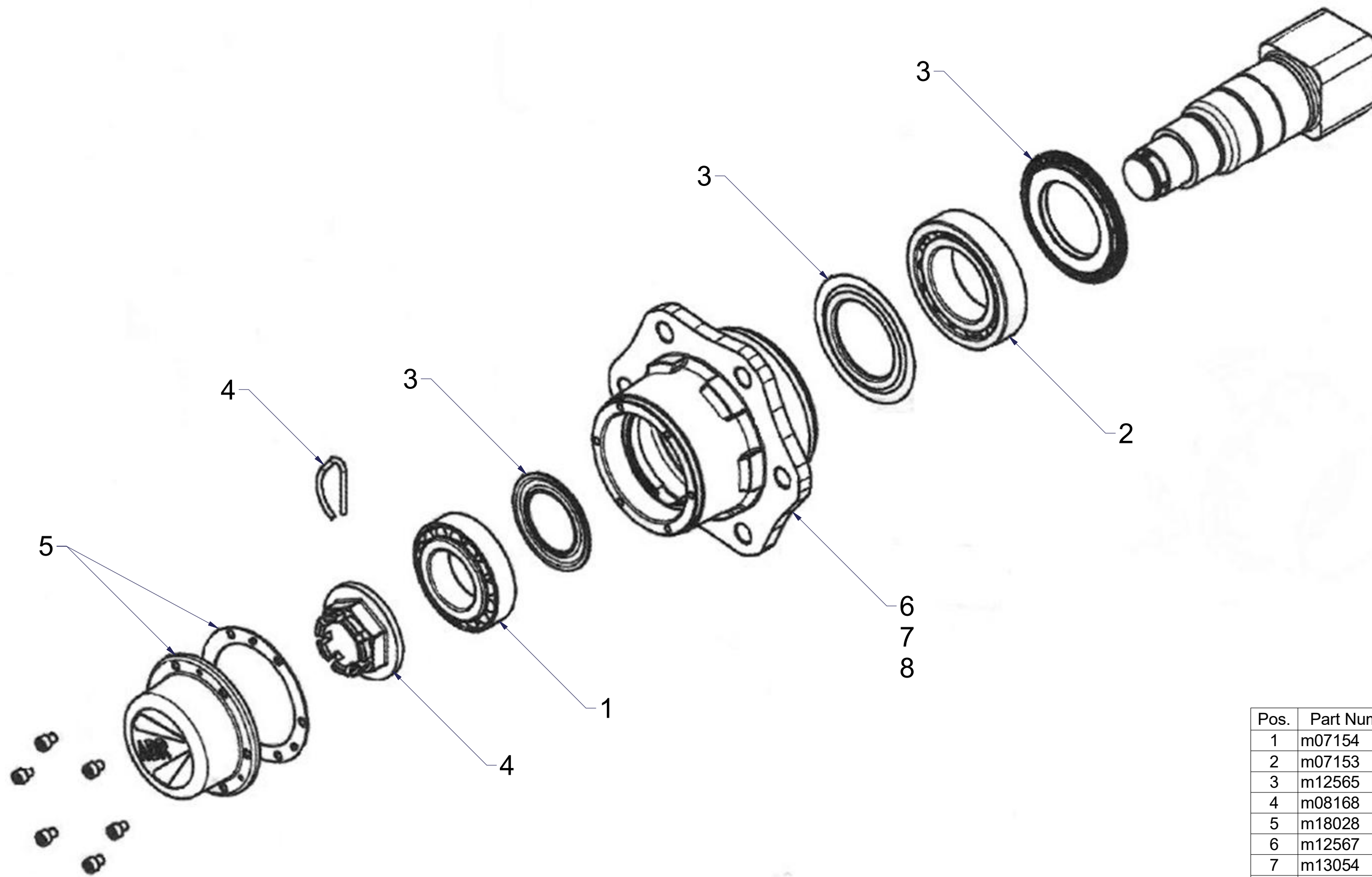
ⒼB AXLE

ⒶO OCB

ⒶO OS



**A90RM8JFN002**



Pos.	Part Number	Pcs.
1	m07154	1
2	m07153	1
3	m12565	1
4	m08168	2
5	m18028	1
6	m12567	1
7	m13054	1
8	m18029	1



ⒸZ RÁM LEVÝ

Ⓓ LINKER RAHMEN

Ⓕ CHASSIS GAUCHE

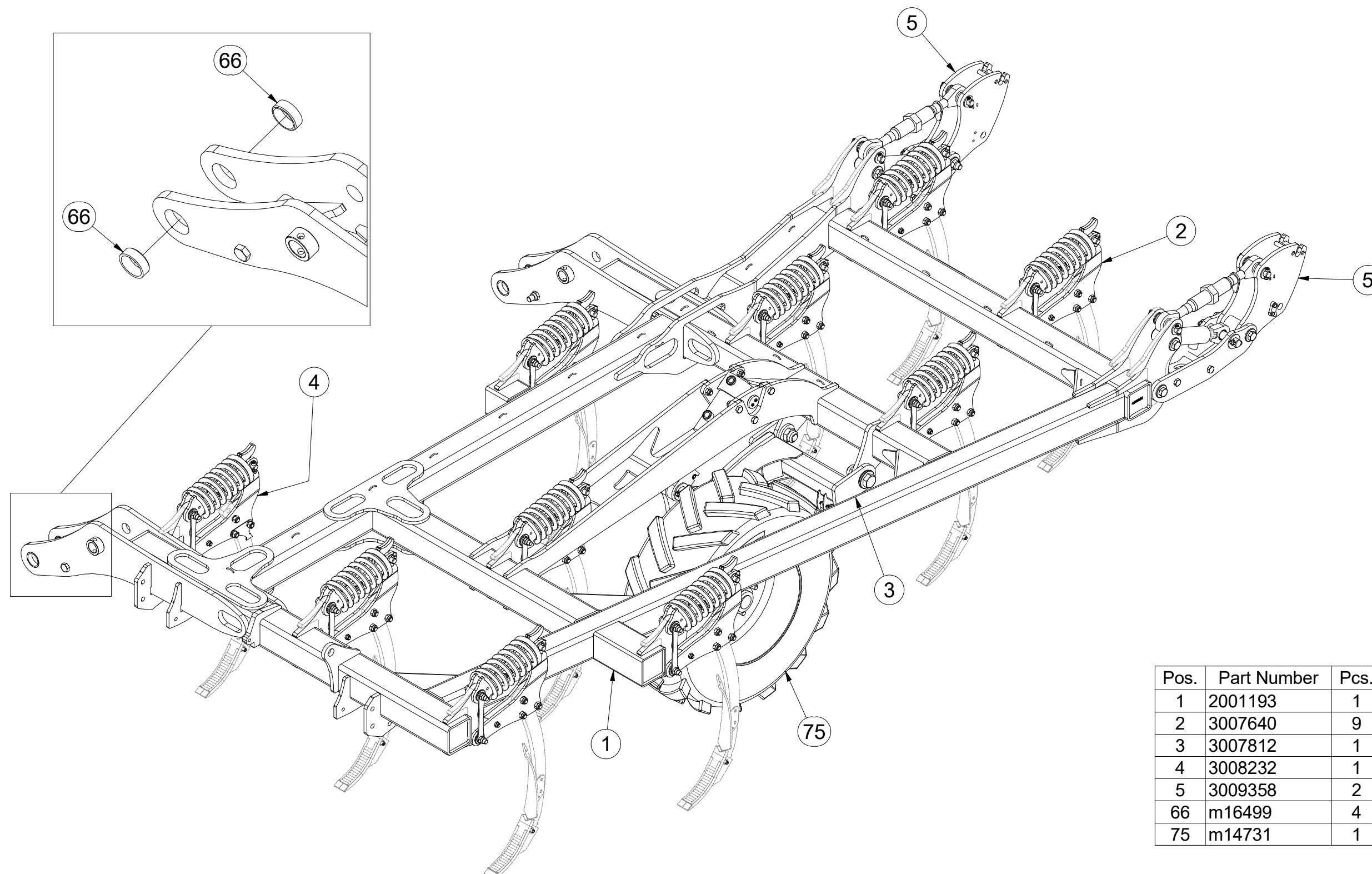
ⒸB LEFT FRAME

ⒸU РАМА ЛЕВАЯ

ⒸL RAMA LEWA



3012235



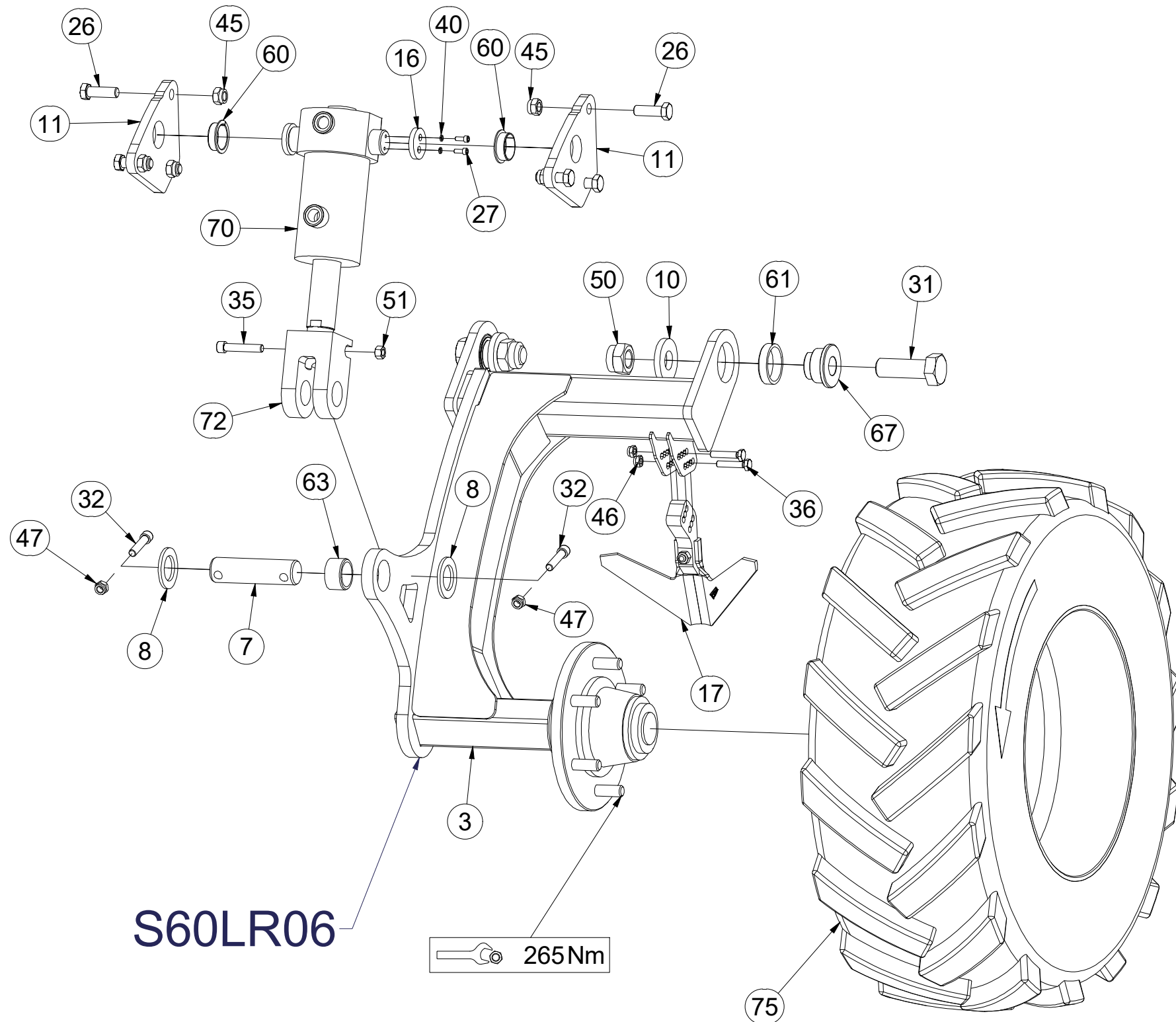
Pos.	Part Number	Pcs.
1	2001193	1
2	3007640	9
3	3007812	1
4	3008232	1
5	3009358	2
66	m16499	4
75	m14731	1

CZ RÁM LEVÝ  
 D LINKER RAHMEN  
 F CHASSIS GAUCHE

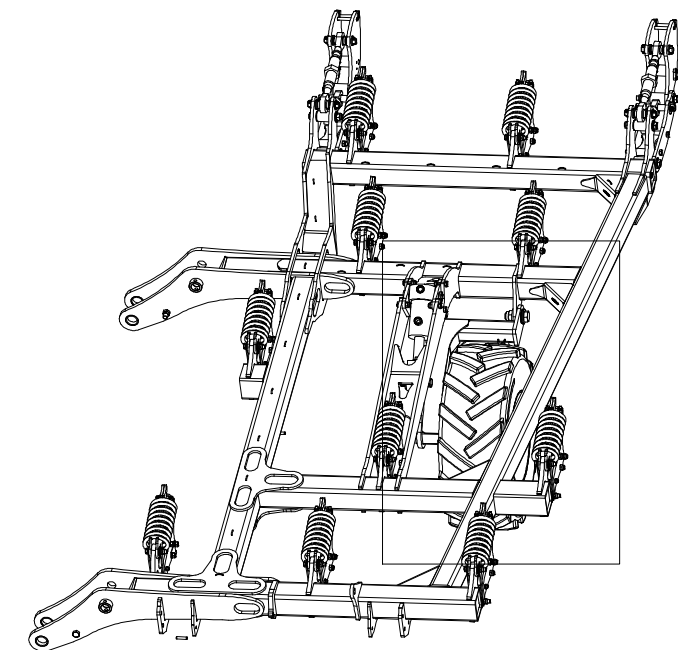
GB LEFT FRAME  
 RU РАМА ЛЕВАЯ  
 PL RAMA LEWA



**3012235**



Pos.	Part Number	Pcs.	Pos.	Part Number	Pcs.
3	3007812	1	40	m01200	4
7	4012990	1	45	m03683	10
8	4013139	2	46	m03775	6
10	4015059	2	47	m04301	2
11	4015064	2	50	m08036	2
16	4019408	2	51	m10439	1
17	3010397	1	60	m14755	2
26	m04355	6	61	m14760	2
27	m05303	4	63	m14978	1
31	m12009	2	67	m18096	2
32	m14008	2	70	m14631	1
35	m14867	1	72	m15149	1
36	m01114	2	75	m14731	1

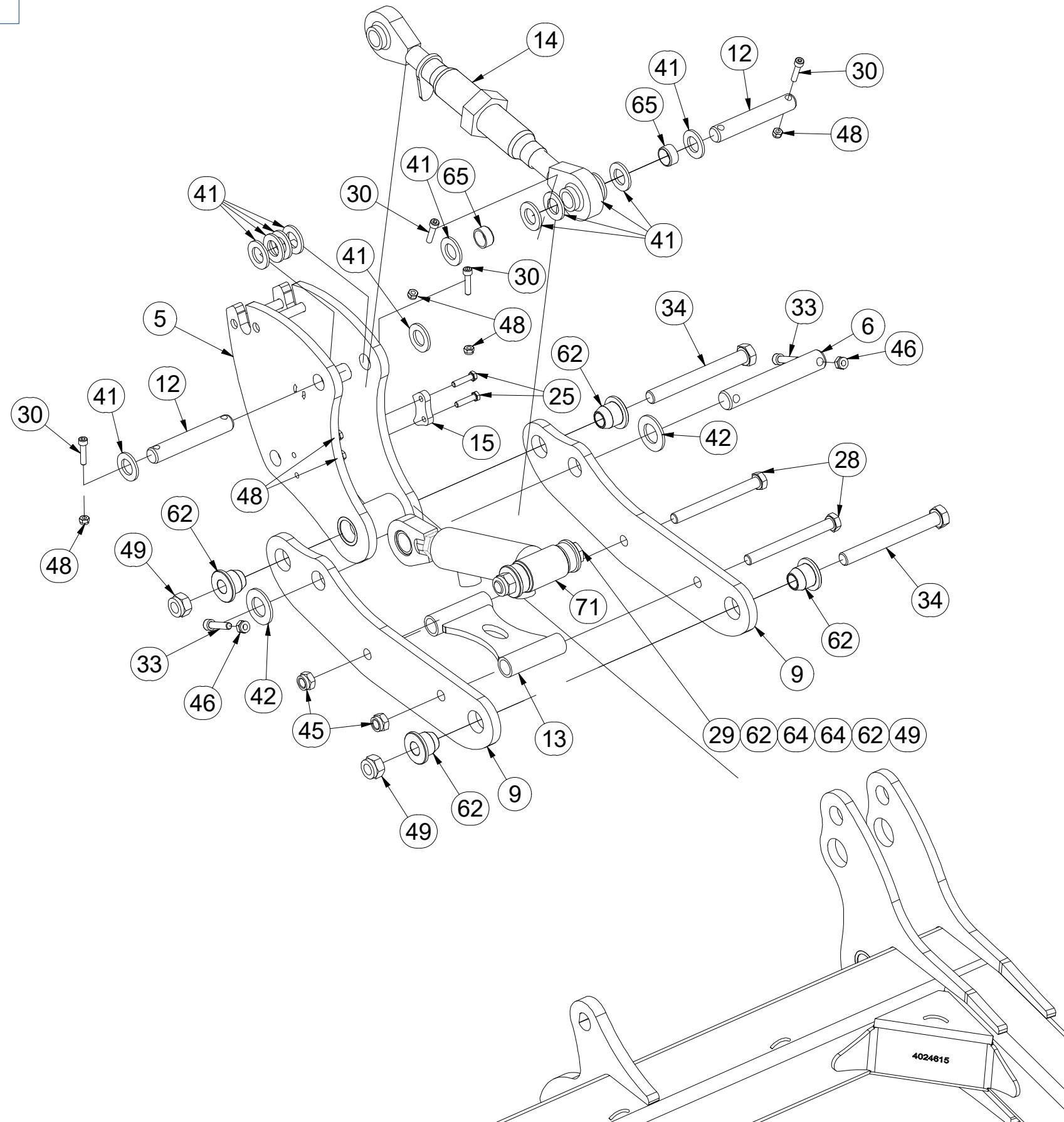


- Ⓒ RÁM LEVÝ
- Ⓓ LINKER RAHMEN
- Ⓕ CHASSIS GAUCHE

- Ⓒ LEFT FRAME
- Ⓓ РАМА ЛЕВАЯ
- Ⓕ RAMA LEWA



**3012235**



Pos.	Part Number	Pcs.
5	3009358	2
6	4008180	2
9	4015031	4
12	4015250	4
13	4015311	2
14	4018632	2
15	4018691	2
25	m01096	4
28	m05724	4
29	m07790	2
30	m09464	8
33	m14143	4
34	m14812	4
41	m14028	24
42	m14029	4
45	m03683	10
46	m03775	6
48	m04503	12
49	m05648	6
62	m14766	12
64	m14979	4
65	m14980	4
71	m14663	2



Ⓒ NÁPRAVA

Ⓓ ACHSE

Ⓕ ESSIEU

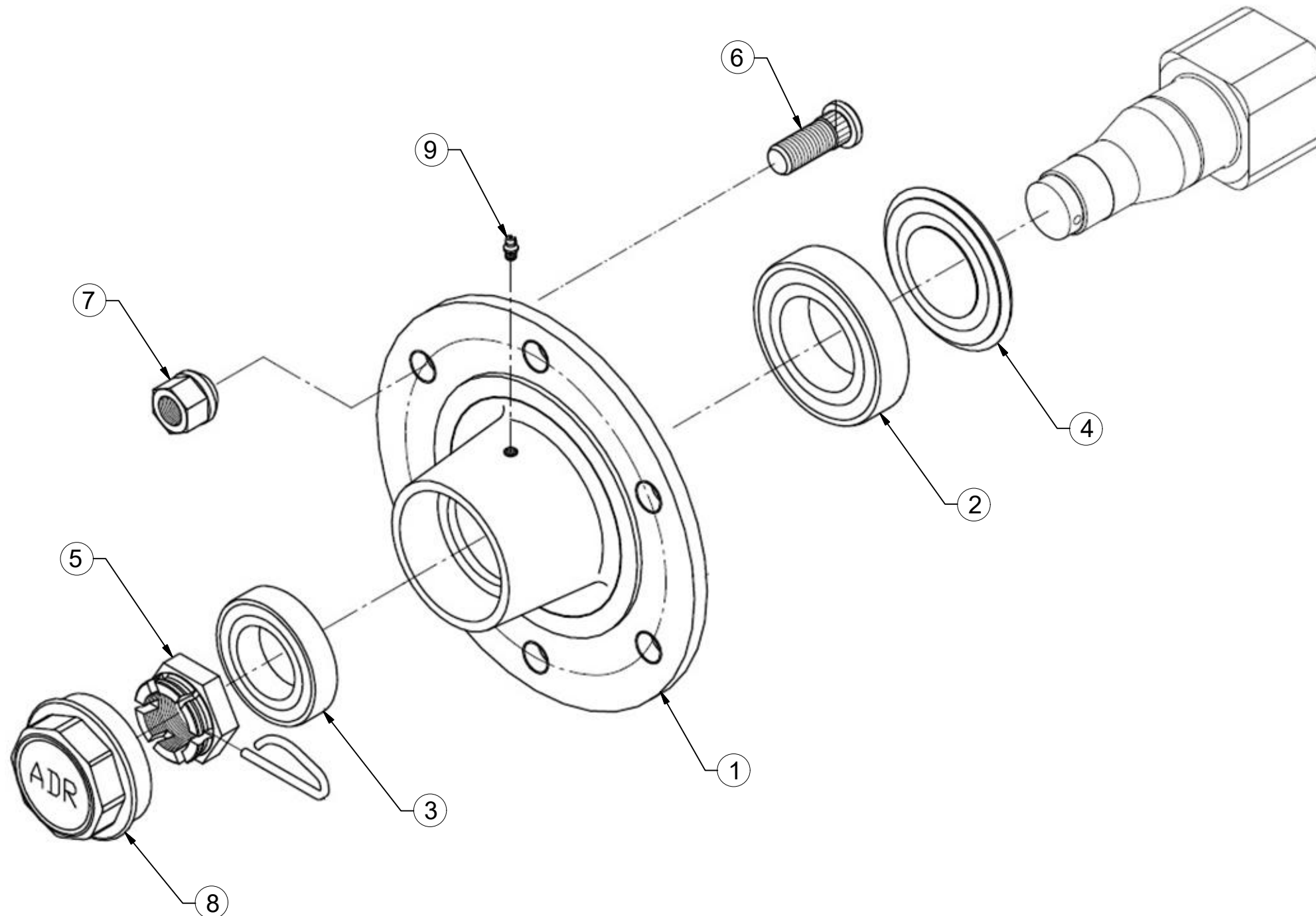
Ⓖ AXLE

Ⓡ OCB

Ⓟ OS



**S60LR06**



Pos.	Part Number	Pcs.
1	m15631	1
2	m07151	1
3	m07152	1
4	m15058	1
5	m08169	1
6	m08148	6
7	m08163	6
8	m15123	1
9	m05698	1

Ⓒ NAPÍNACÍ MATICE

Ⓓ SPANNMUTTER

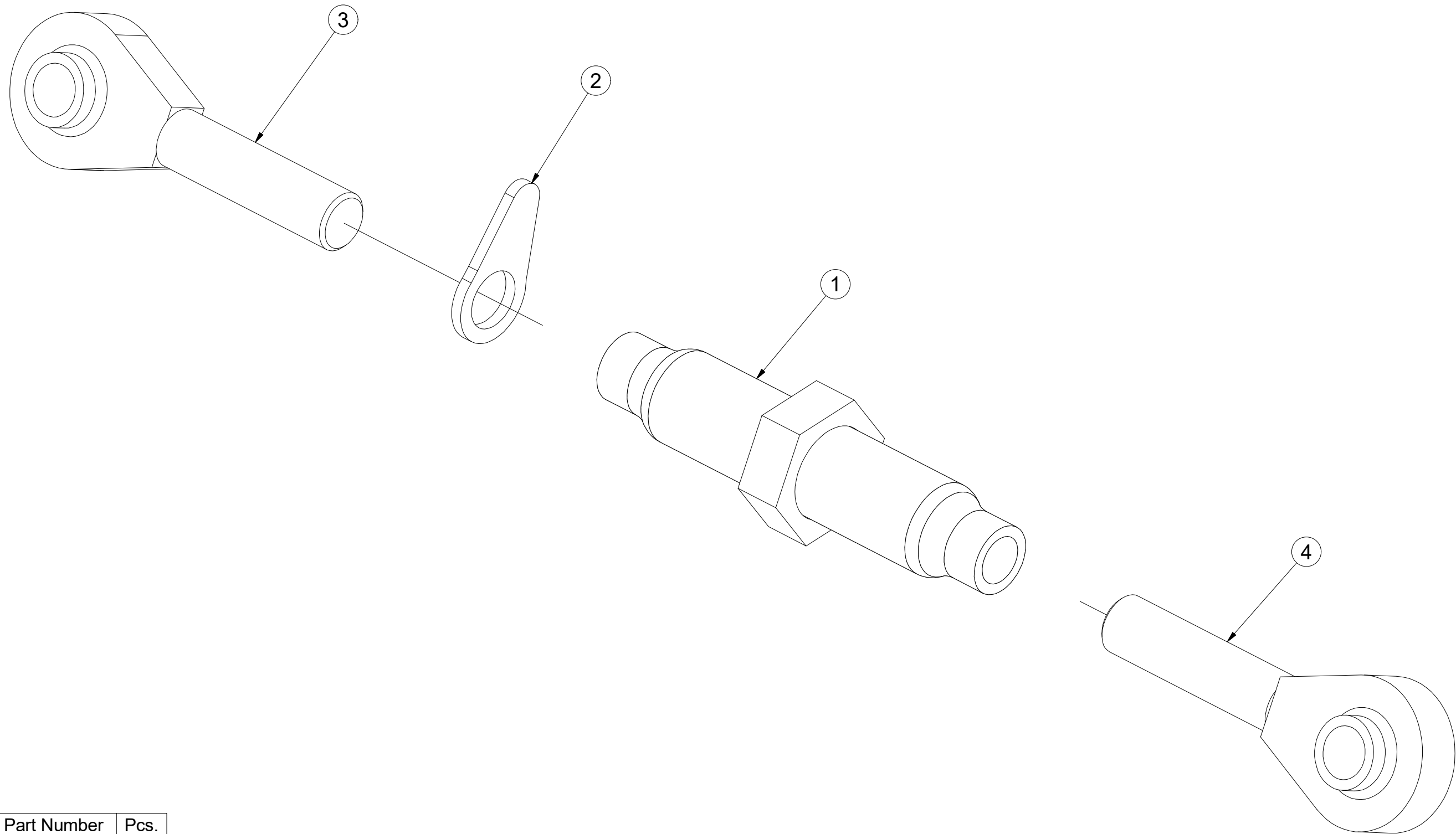
Ⓕ ÉCROU TENDEUR

**4018632**

Ⓖ TURNBUCKLE

Ⓡ НАТЯЖНАЯ ГАЙКА

Ⓢ NAKRĘTKA NAPINAJĄCA



Pos.	Part Number	Pcs.
1	4018633	1
2	m14772	1
3	m16502	1
4	m16503	1

Ⓒ RADLICE

Ⓓ SCHARE

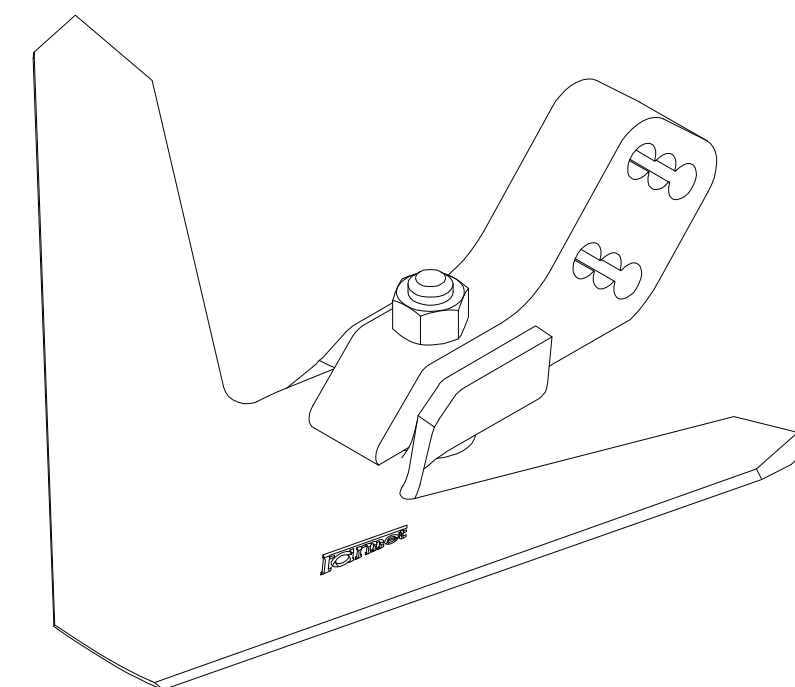
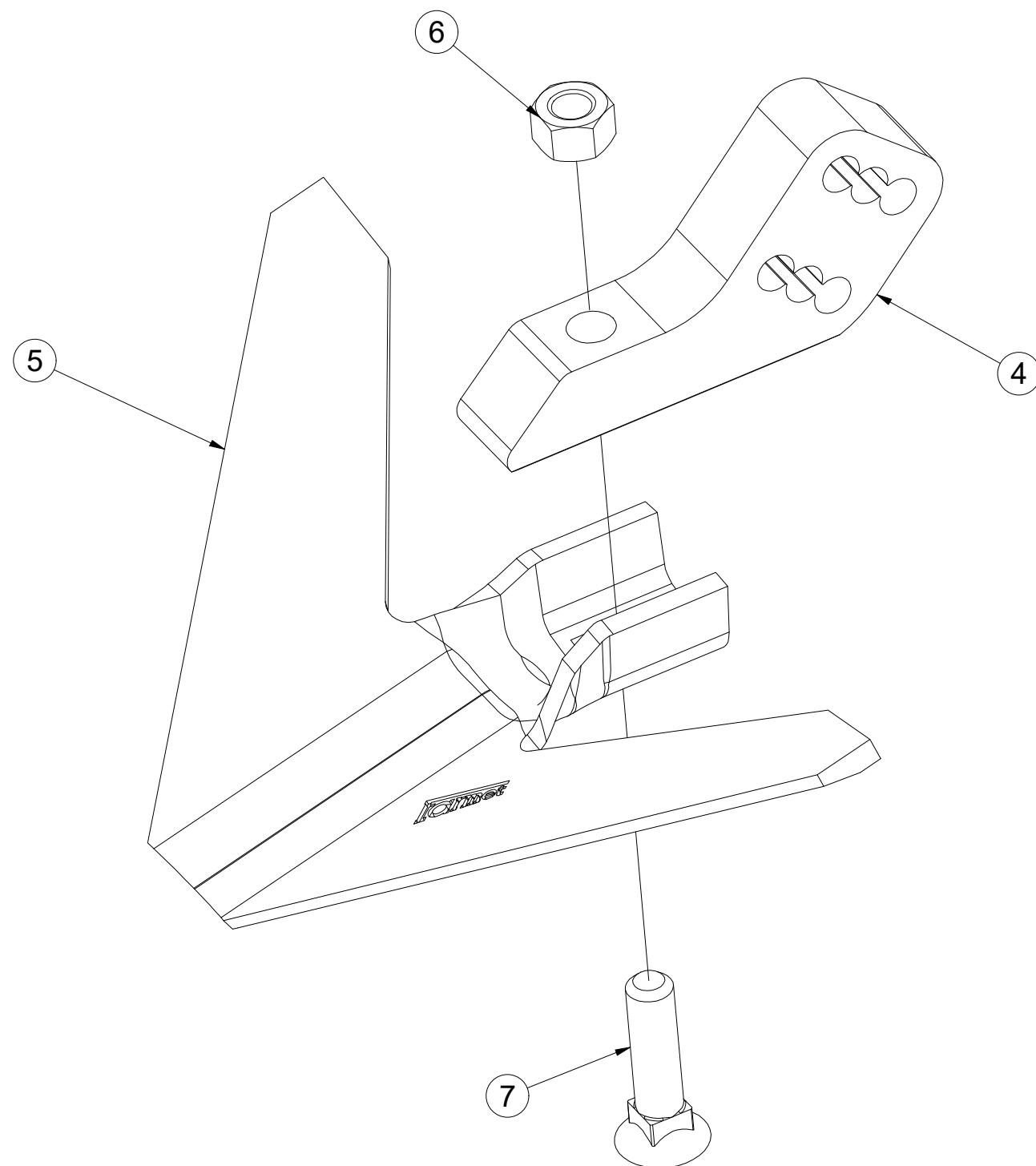
Ⓕ SOC

**3010397**

Ⓖ SHARE

Ⓡ ЛАПА

Ⓟ REDLICE



Pos.	Part Number	Pcs.
4	4020413	1
5	4020409	1
6	m10439	1
7	m10440	1



Ⓒ SADA NÁPRAVY

Ⓓ SATZ AUFHÄNGUNG

Ⓕ KIT DE L'ESSIEU

Ⓖ AXLE SET

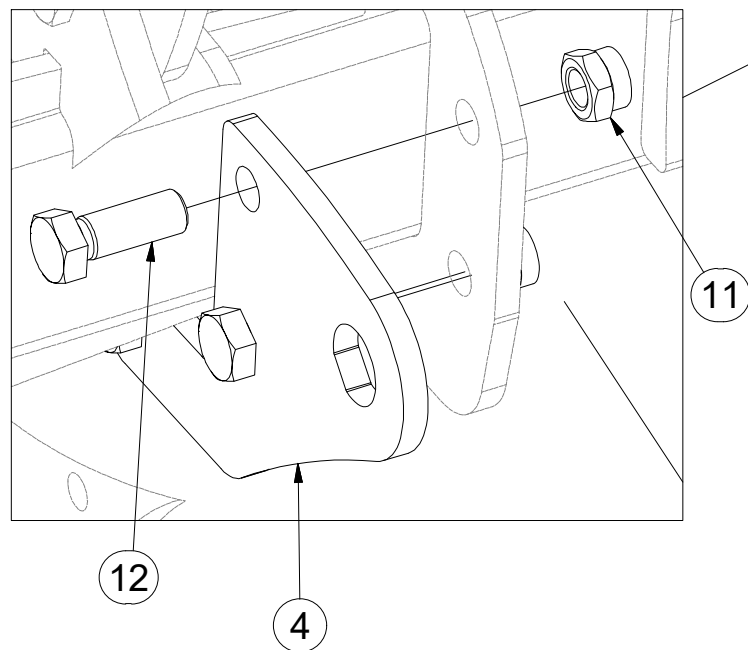
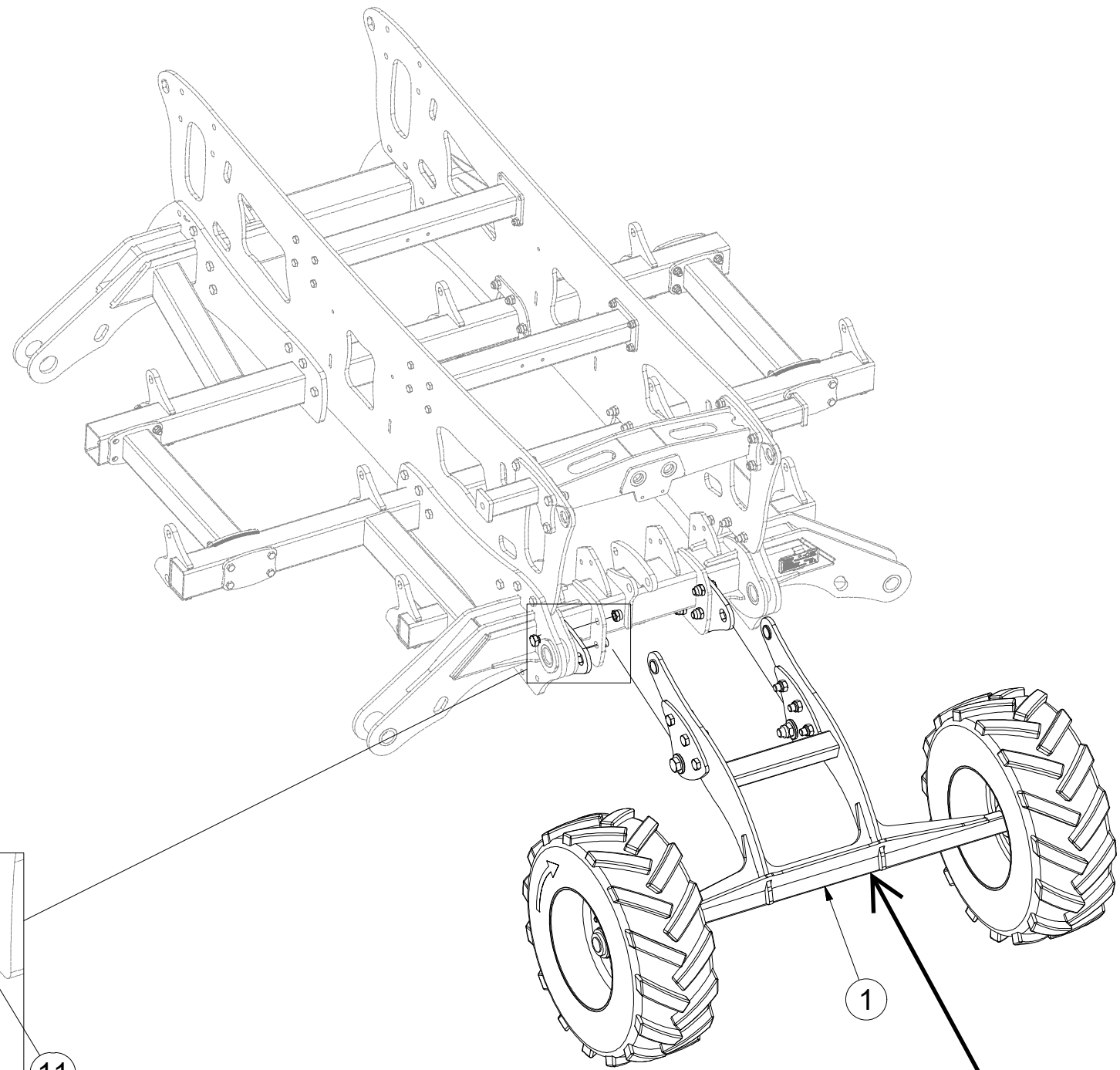
Ⓡ КОМПЛЕКТ ОСИ КОЛЁС

Ⓟ ZESTAW OSI



**3012477**

Pos.	Part Number	Pcs.
1	3009328	1
4	4024487	2
11	m18565	6
12	m18699	6



**A60LR600N**

Ⓒ NÁPRAVA

Ⓓ ACHSE

Ⓕ ESSIEU

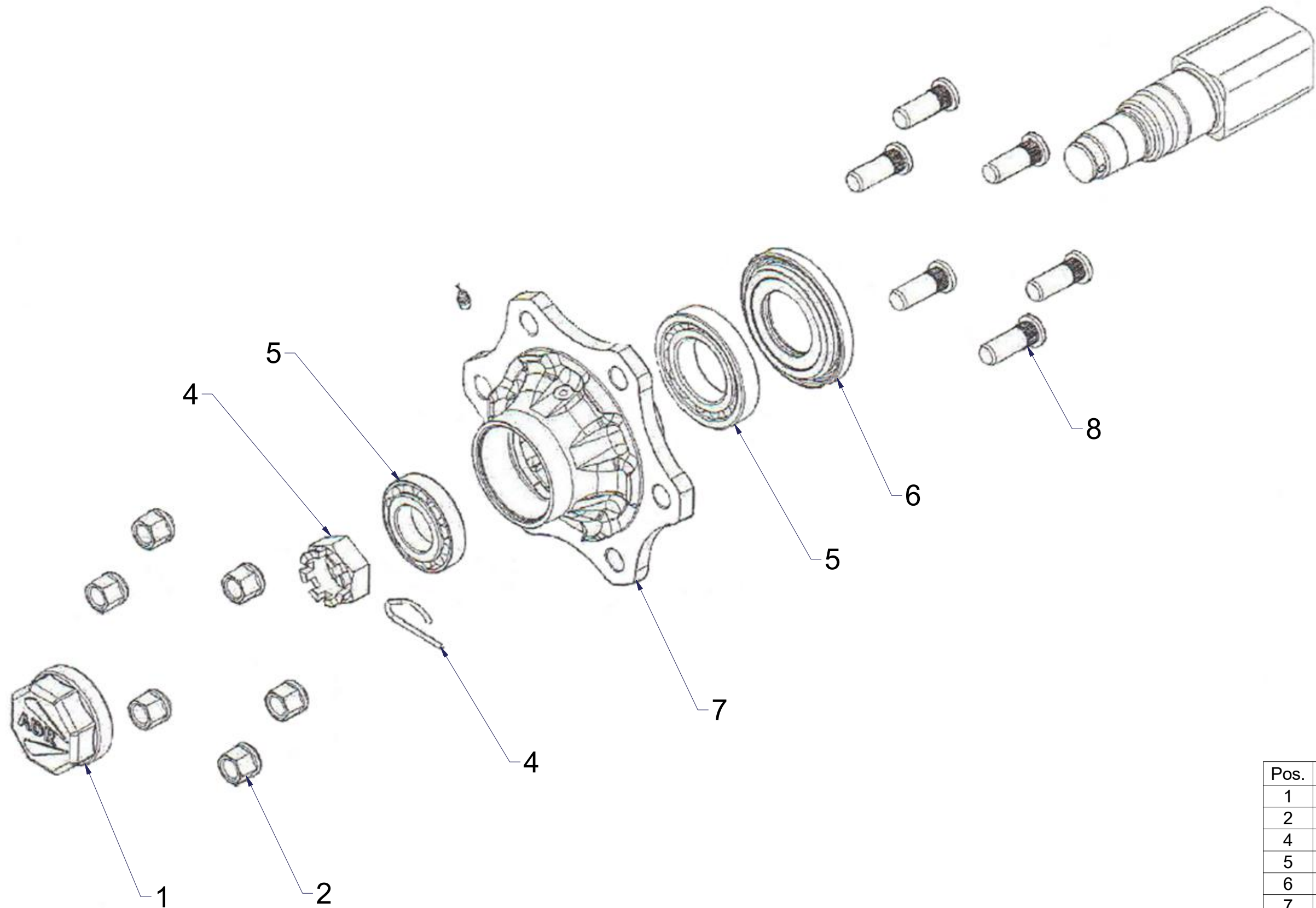
Ⓖ AXLE

Ⓡ OCB

Ⓟ OS



**A60LR600**



Pos.	Part Number	Pcs.
1	m08162	4
2	m08163	12
4	m08169	4
5	m07151	2
6	m07152	2
7	m15631	2
8	m08148	12

ⒸZ SADA PŘEDNÍCH SMYKŮ

Ⓓ SATZ VORDERE ACKERSCHLEPPEN

Ⓕ KIT DE NIVELEURS AVANT

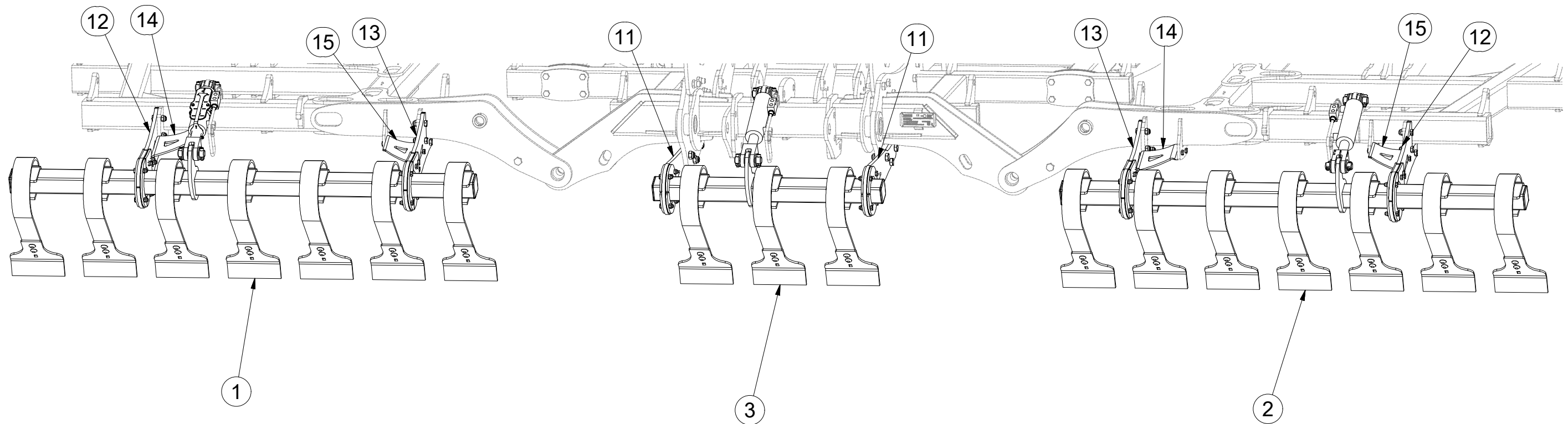
ⒸB SET OF FRONT LEVELLING BARS

ⒸR KOMПЛЕКТ ПЕРЕДНИХ БОРОН

ⒸL ZESTAW PRZEDNICH WŁÓK

**Farmet**

**3010014**



Pos.	Part Number	Pcs.
1	3007875	1
2	3007876	1
3	3009375	1
11	4015331	2
12	4018655	2
13	4018662	2
14	4018663	2
15	4018664	2



Ⓒ SADA PŘEDNÍCH SMYKŮ

Ⓓ SATZ VORDERE ACKERSCHLEPPEN

Ⓕ KIT DE NIVELEURS AVANT

Ⓖ SET OF FRONT LEVELLING BARS

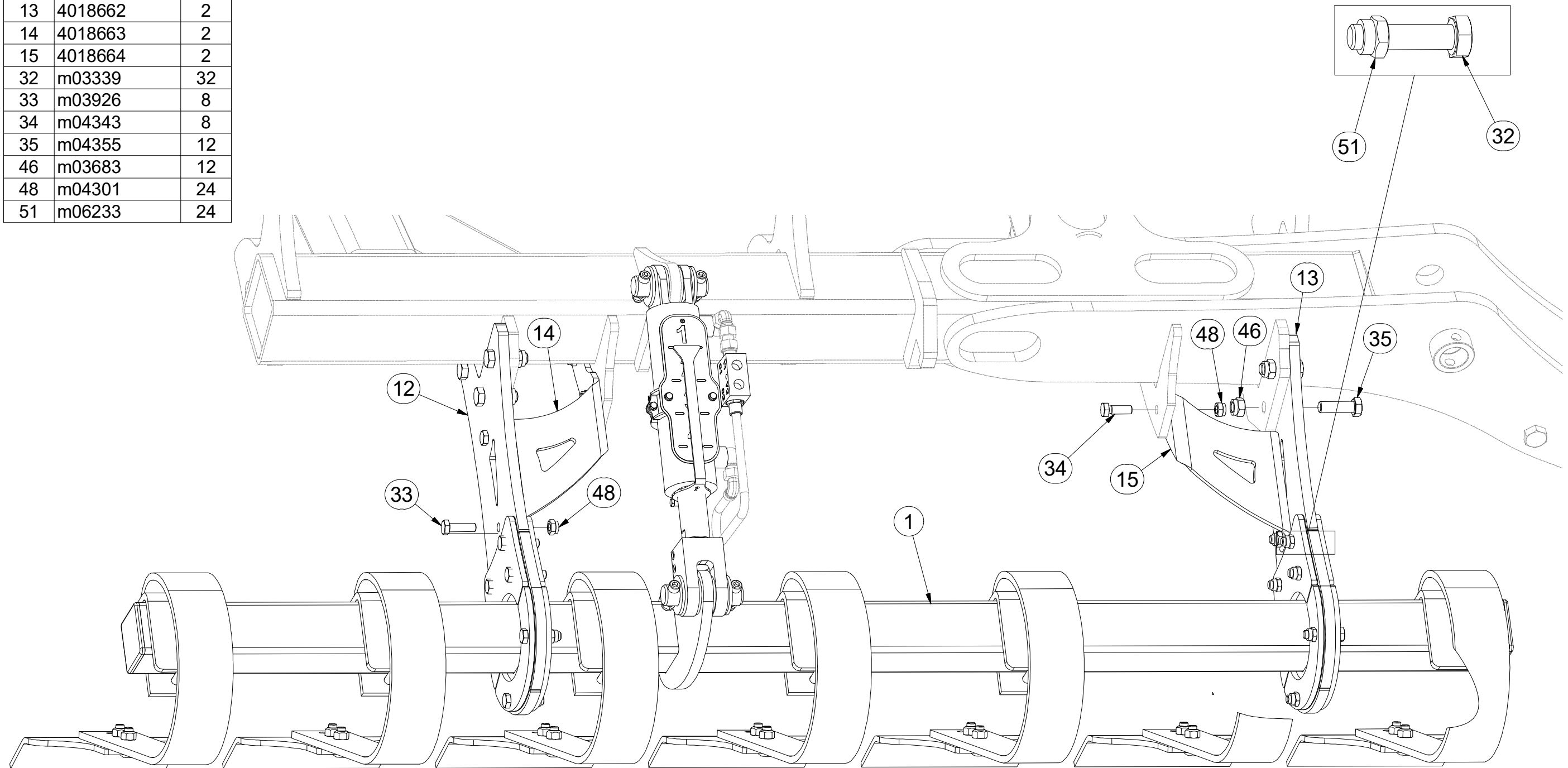
Ⓡ КОМПЛЕКТ ПЕРЕДНИХ БОРОН

Ⓟ ZESTAW PRZEDNICH WŁÓK

**Farmet**

**3010014**

Pos.	Part Number	Pcs.
1	3007875	1
12	4018655	2
13	4018662	2
14	4018663	2
15	4018664	2
32	m03339	32
33	m03926	8
34	m04343	8
35	m04355	12
46	m03683	12
48	m04301	24
51	m06233	24



ⒸZ SADA PŘEDNÍCH SMYKŮ

Ⓓ SATZ VORDERE ACKERSCHLEPPEN

Ⓕ KIT DE NIVELEURS AVANT

ⒼB SET OF FRONT LEVELLING BARS

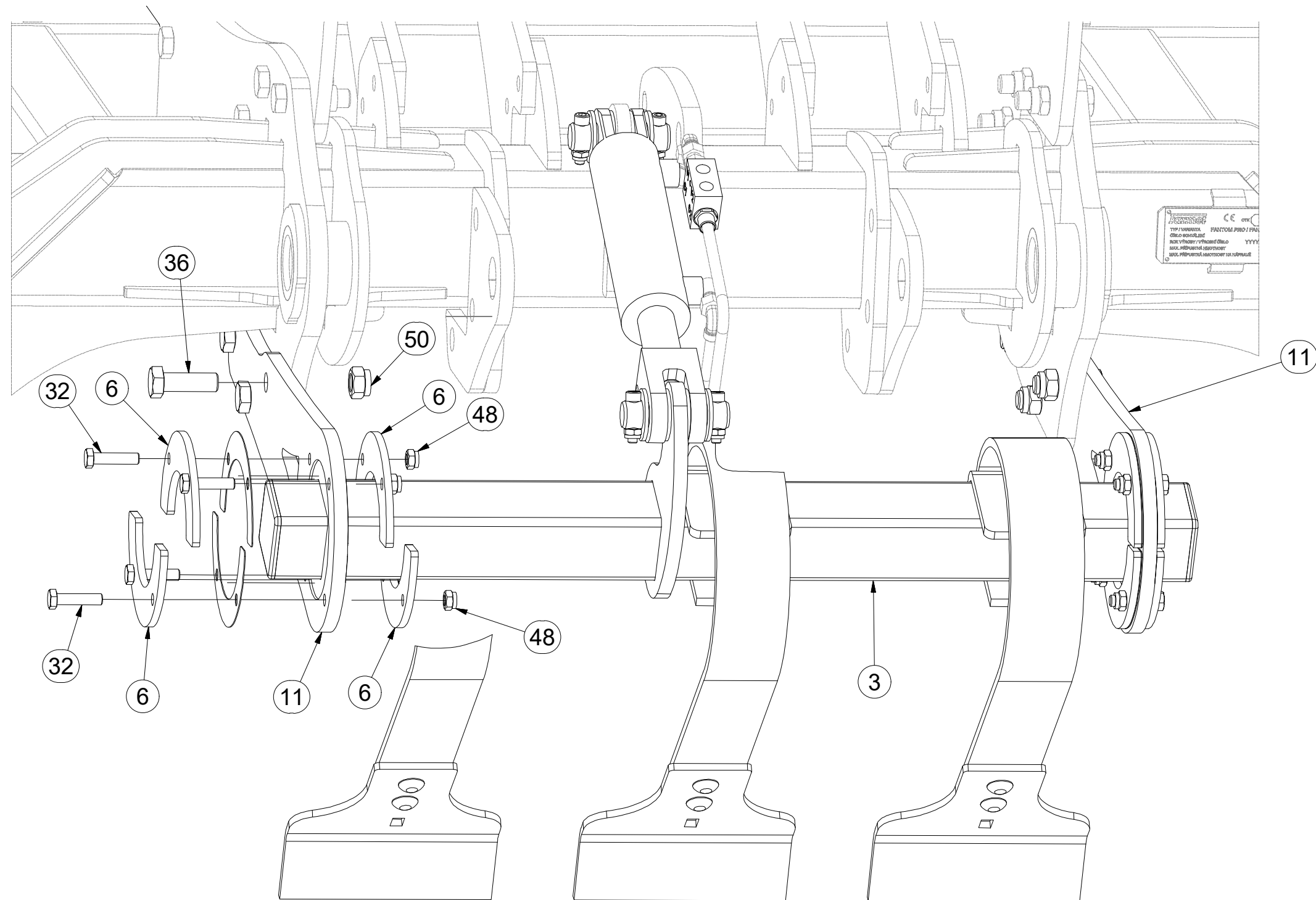
ⒺR КОМПЛЕКТ ПЕРЕДНИХ БОРОН

ⒺL ZESTAW PRZEDNICH WŁÓK

**Farmet**

**3010014**

Pos.	Part Number	Pcs.
3	3009375	1
6	4012540	16
11	4015331	2
32	m03339	32
36	m05747	6
48	m04301	24
50	m05648	6



ⒸZ SADA PŘEDNÍCH SMYKŮ

Ⓓ SATZ VORDERE ACKERSCHLEPPEN

Ⓕ KIT DE NIVELEURS AVANT

ⒸB SET OF FRONT LEVELLING BARS

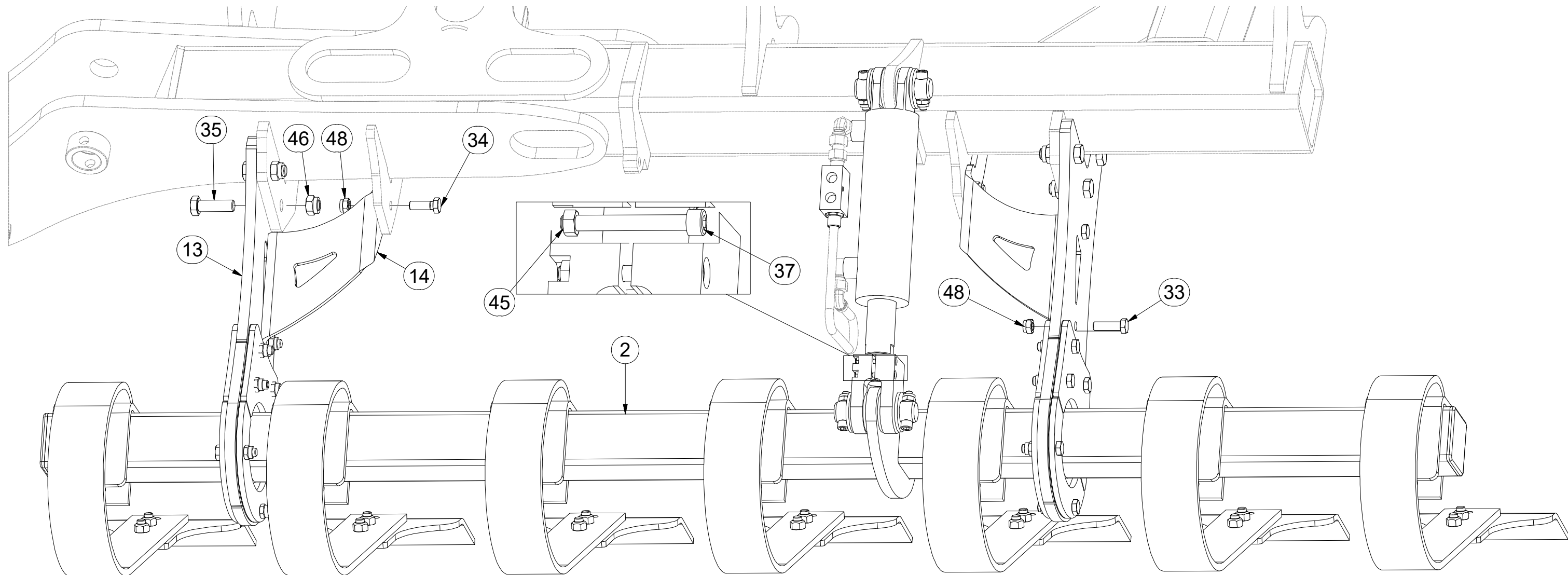
Ⓔ КОМПЛЕКТ ПЕРЕДНИХ БОРОН

Ⓐ ZESTAW PRZEDNICH WŁÓK

**Farmet**

**3010014**

Pos.	Part Number	Pcs.
2	3007876	1
13	4018662	2
14	4018663	2
33	m03926	8
34	m04343	8
35	m04355	12
37	m07998	6
45	m01295	6
46	m03683	12
48	m04301	24





ⒸZ SADA PŘEDNÍCH SMYKŮ

Ⓓ SATZ VORDERE ACKERSCHLEPPEN

Ⓕ KIT DE NIVELEURS AVANT

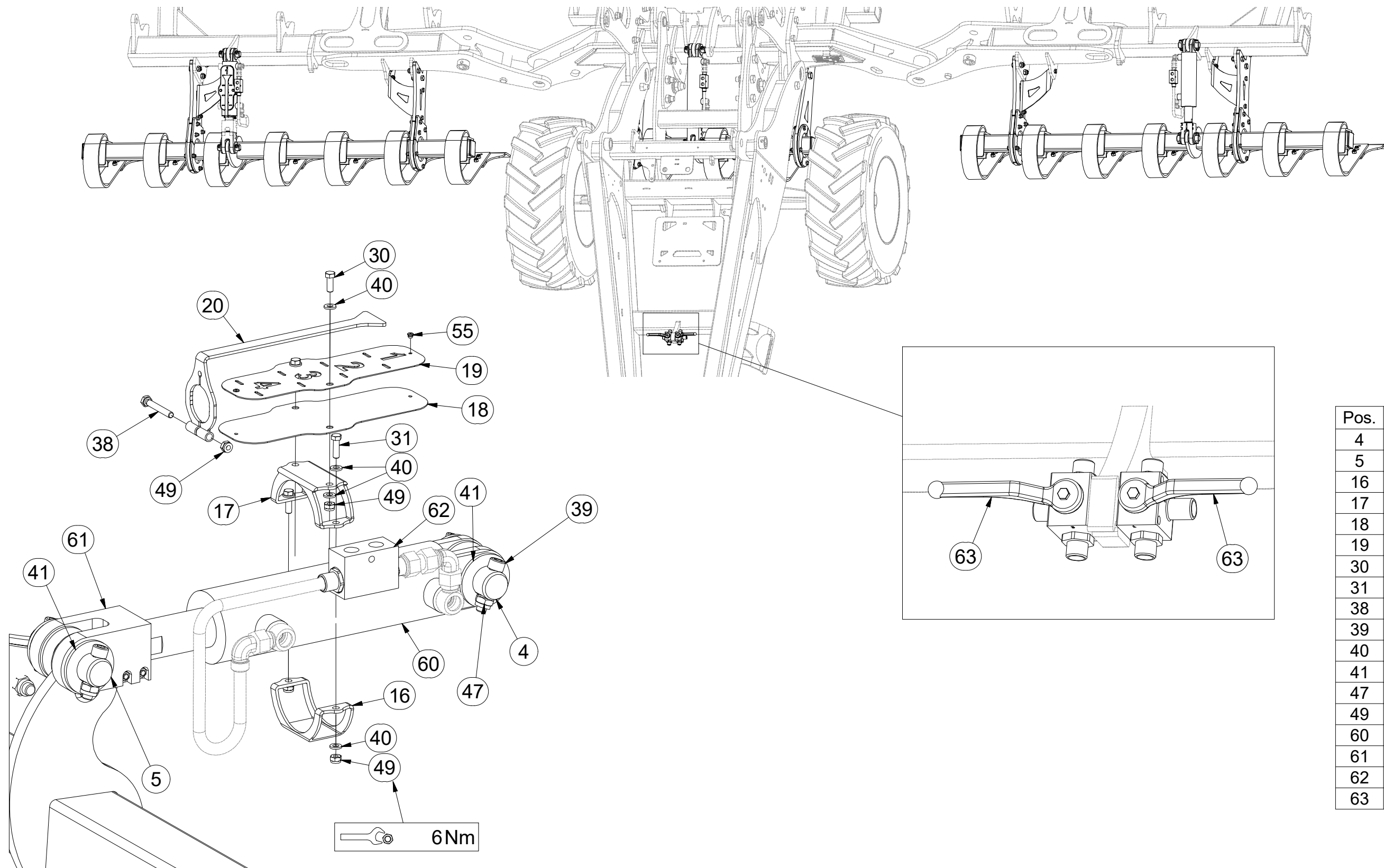
ⒼB SET OF FRONT LEVELLING BARS

ⒺU КОМПЛЕКТ ПЕРЕДНИХ БОРОН

ⒽL ZESTAW PRZEDNICH WŁÓK



**3010014**



Pos.	Part Number	Pcs.
4	4007584	3
5	4007639	3
16	4019024	1
17	4019025	1
18	4019027	1
19	4019028	1
30	m01073	2
31	m01074	2
38	m09456	1
39	m14143	12
40	m06847	8
41	m14029	24
47	m03775	12
49	m05560	5
60	m14664	3
61	m15148	3
62	m08083	3
63	m08390	2



Ⓒ SADA PŘEDNÍCH SMYKŮ

Ⓓ SATZ VORDERE ACKERSCHLEPPEN

Ⓕ KIT DE NIVELEURS AVANT

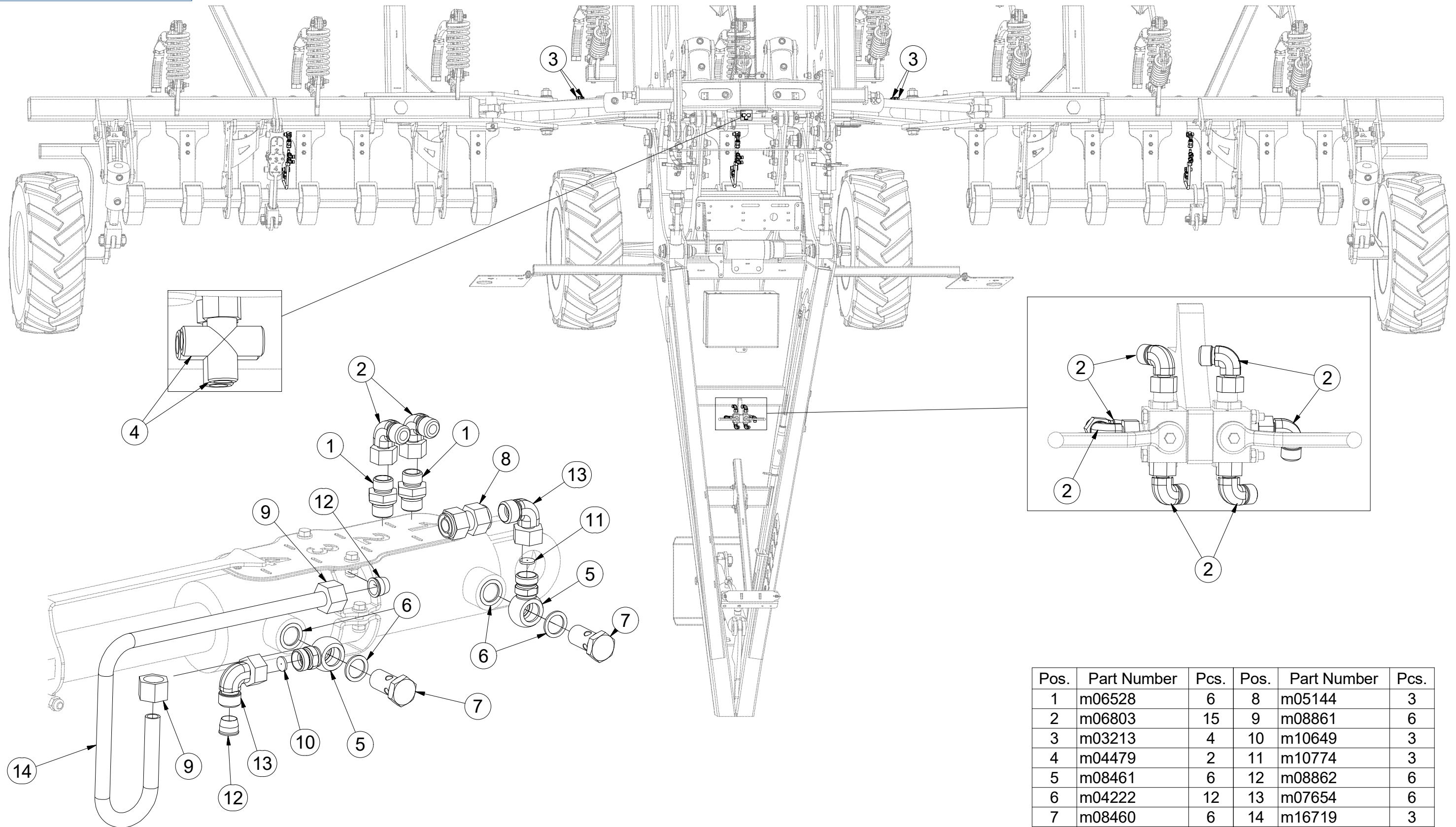
Ⓖ SET OF FRONT LEVELLING BARS

Ⓡ КОМПЛЕКТ ПЕРЕДНИХ БОРОН

Ⓢ ZESTAW PRZEDNICH WŁÓK



**8001092-30004**



Pos.	Part Number	Pcs.	Pos.	Part Number	Pcs.
1	m06528	6	8	m05144	3
2	m06803	15	9	m08861	6
3	m03213	4	10	m10649	3
4	m04479	2	11	m10774	3
5	m08461	6	12	m08862	6
6	m04222	12	13	m07654	6
7	m08460	6	14	m16719	3



Ⓒ SADA PŘEDNÍCH SMYKŮ - CROSSBOARD

Ⓓ SATZ VORDERE ACKERSCHLEPPEN - CROSSBOARD

Ⓕ KIT DE NIVELEURS AVANT - CROSSBOARD

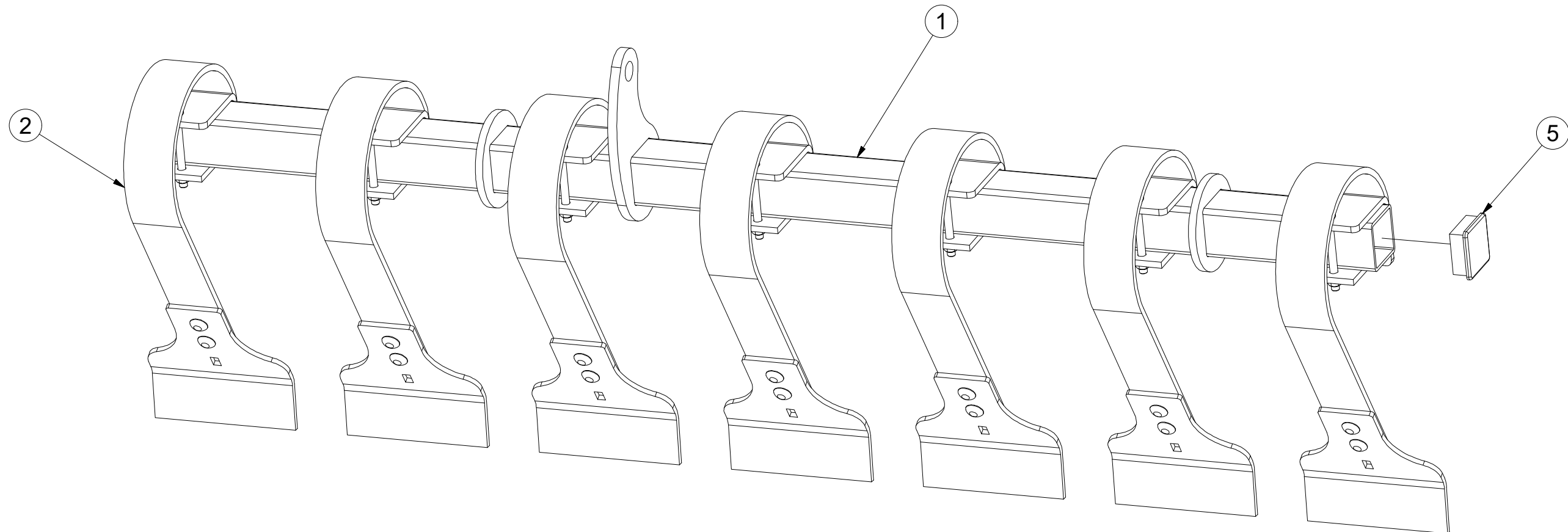
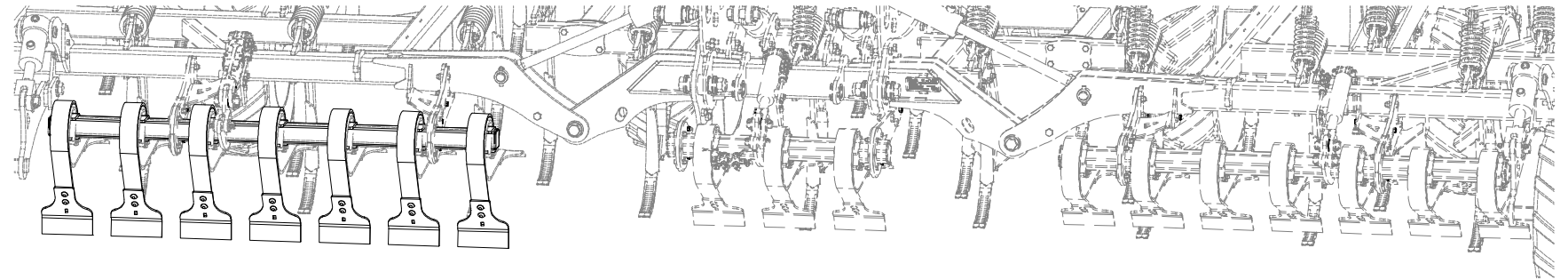
Ⓖ SET OF FRONT LEVELLING BARS - CROSSBOARD

Ⓡ КОМПЛЕКТ ПЕРЕДНИХ БОРОН - CROSSBOARD

Ⓟ ZESTAW PRZEDNICH WŁÓK - CROSSBOARD

**Farmet**

**3007875**



Pos.	Part Number	Pcs.
1	3007862	1
2	4013079	7
5	m12167	2

ⒸZ SADA PŘEDNÍCH SMYKŮ

Ⓓ SATZ VORDERE ACKERSCHLEPPEN

Ⓕ KIT DE NIVELEURS AVANT

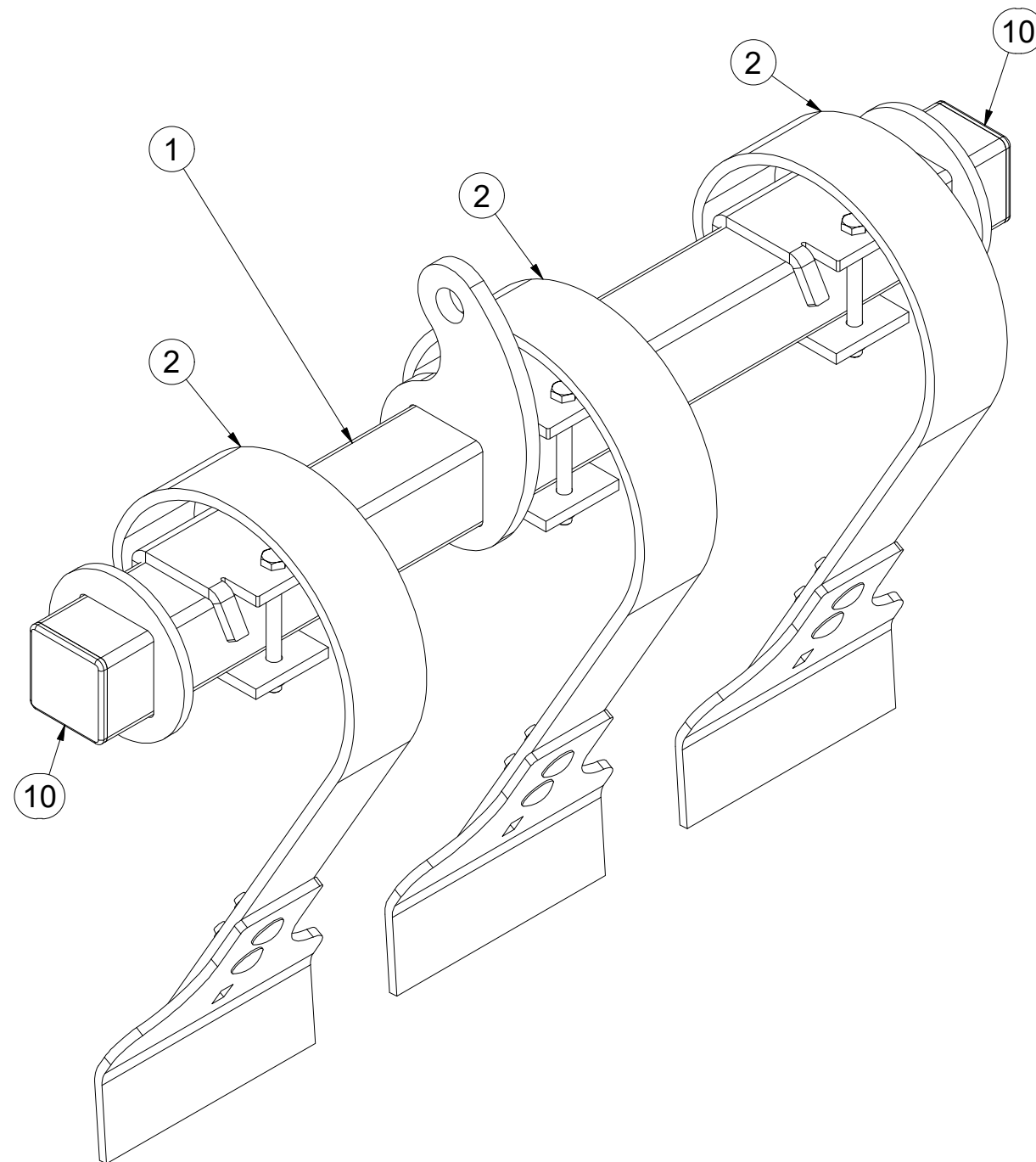
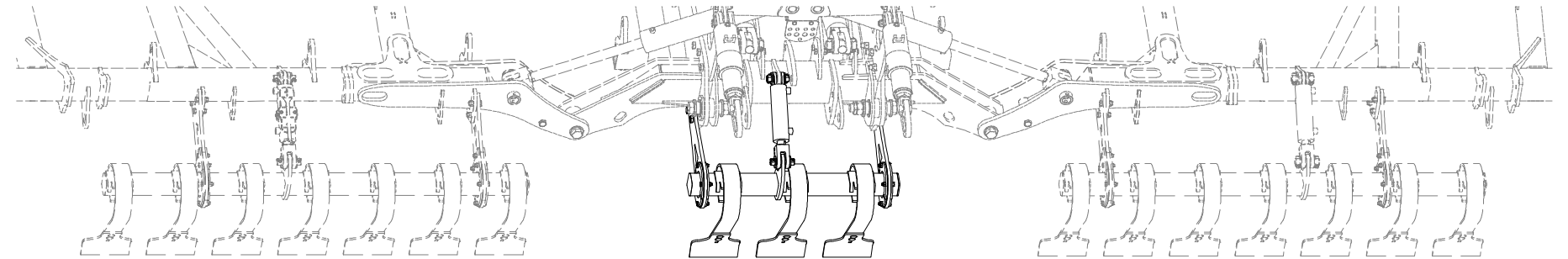
ⒸB SET OF FRONT LEVELLING BARS

ⒸR КОМПЛЕКТ ПЕРЕДНИХ БОРОН

ⒸL ZESTAW PRZEDNICH WŁÓK

**Farmet**

**3009375**



Pos.	Part Number	Pcs.
1	3009376	1
2	4013079	3
10	m12167	2

ⒸZ SADA PŘEDNÍCH SMYKŮ - CROSSBOARD

Ⓓ SATZ VORDERE ACKERSCHLEPPEN - CROSSBOARD

Ⓕ KIT DE NIVELEURS AVANT - CROSSBOARD

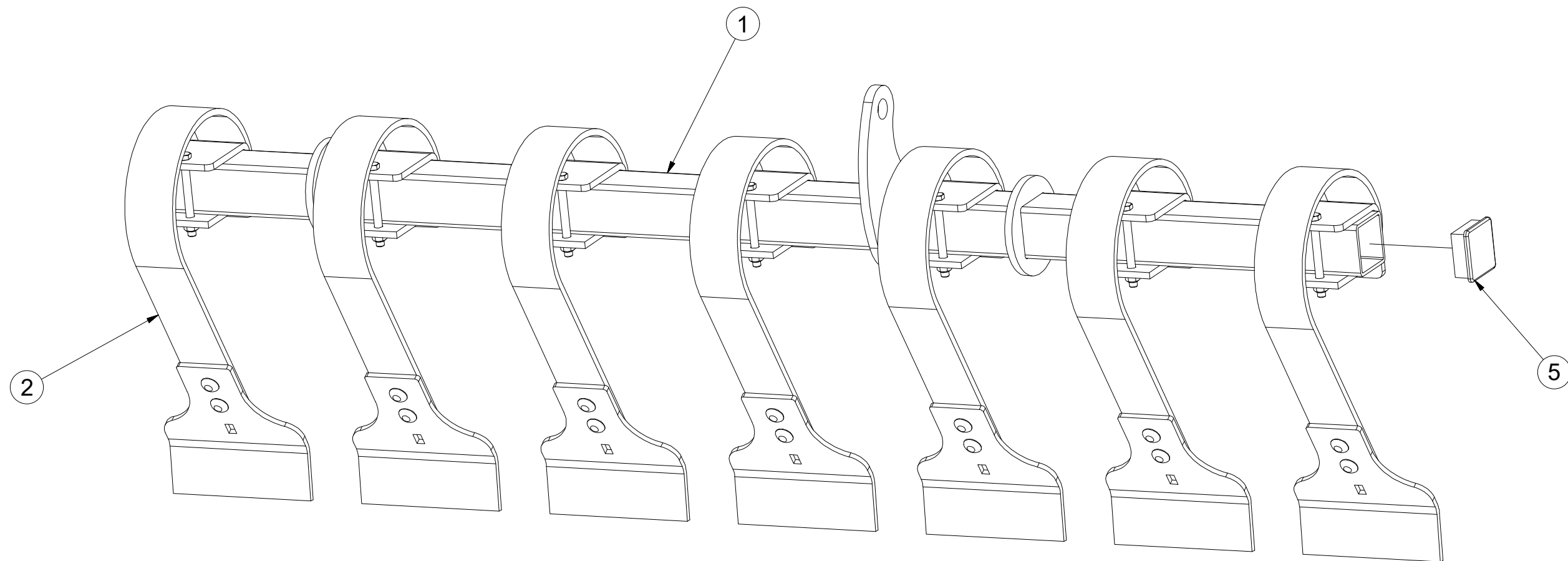
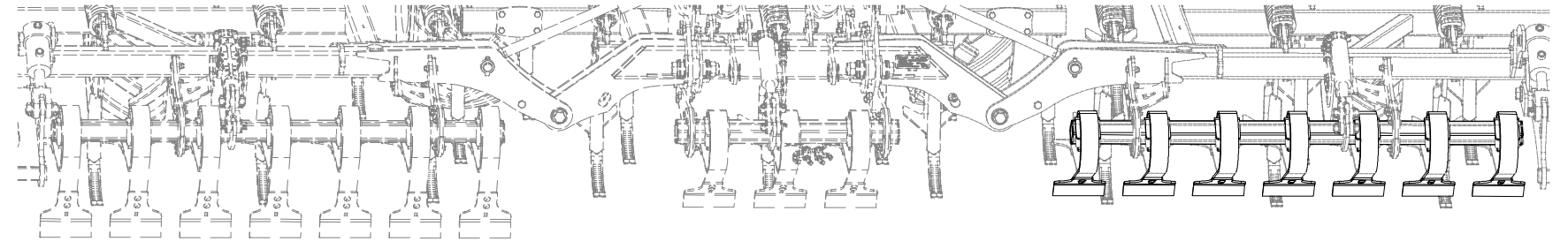
ⒼB SET OF FRONT LEVELLING BARS - CROSSBOARD

ⒺU КОМПЛЕКТ ПЕРЕДНИХ БОРОН - CROSSBOARD

ⒺL ZESTAW PRZEDNICH WŁÓK - CROSSBOARD

**Farmet**

**3007876**



Pos.	Part Number	Pcs.
1	3007864	1
2	4013079	7
5	m12167	2



Ⓒ FLEXIBOARD - PŘEDNÍ

Ⓓ FLEXIBOARD - VORDERE

Ⓕ FLEXIBOARD - AVANT

Ⓖ FLEXIBOARD - FRONT

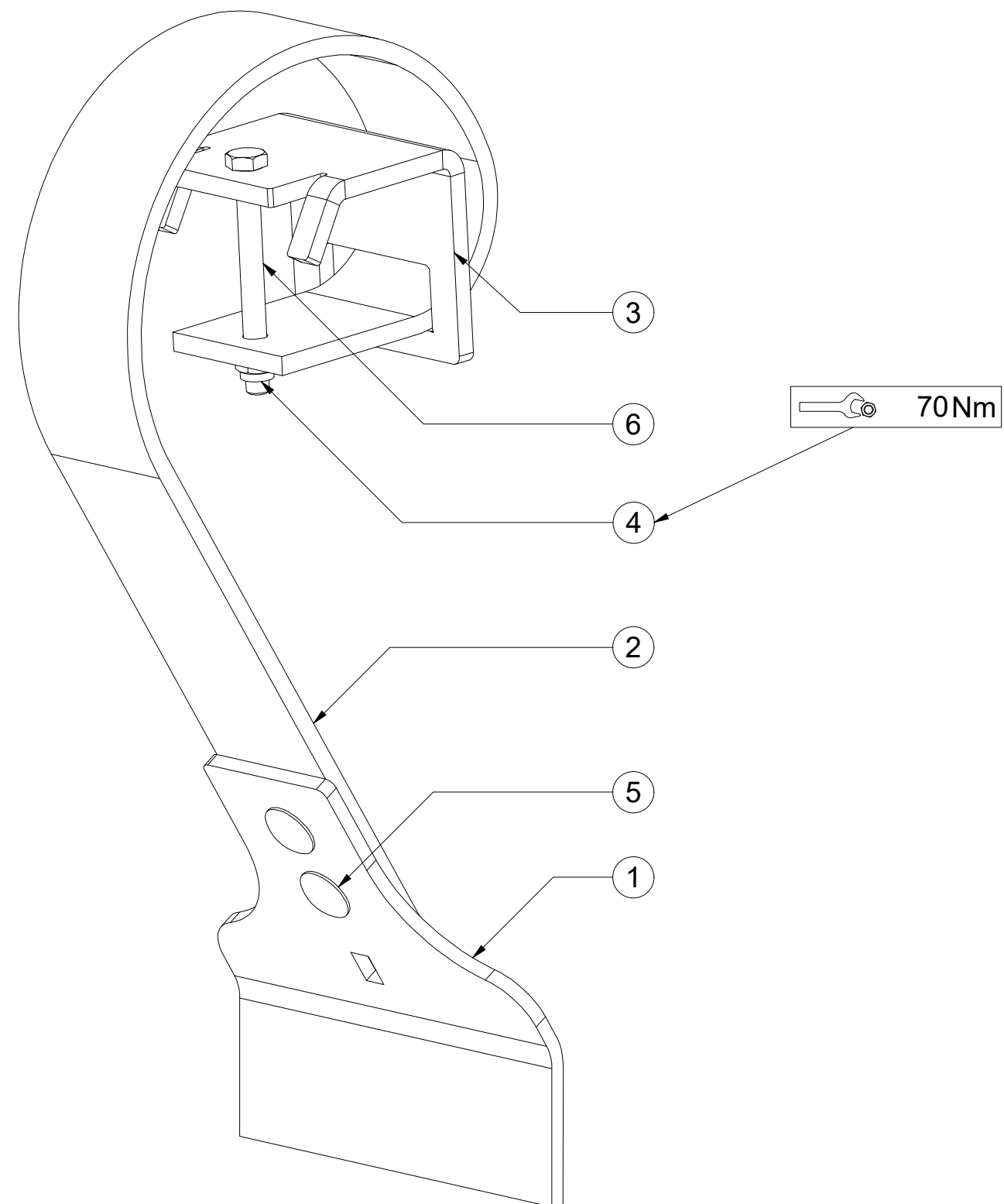
Ⓡ FLEXIBOARD - ПЕРЕДНИЙ

Ⓟ FLEXIBOARD - PRZEDNI



**4013079**

Pos.	Part Number	Pcs.
1	4011709	1
2	9004399	1
3	4023485	1
5	m10618	2
6	m13467	1
4	m04301	3

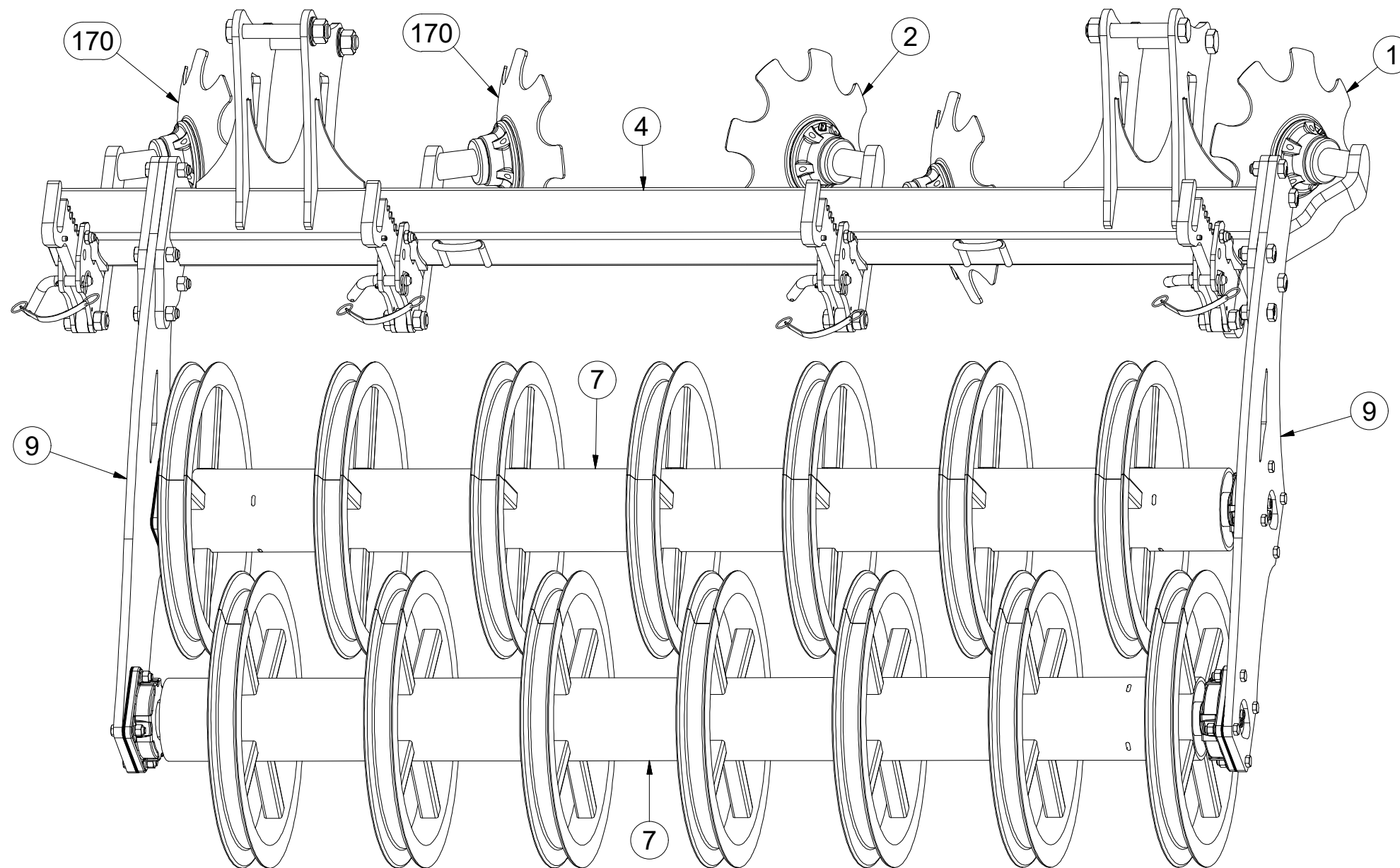
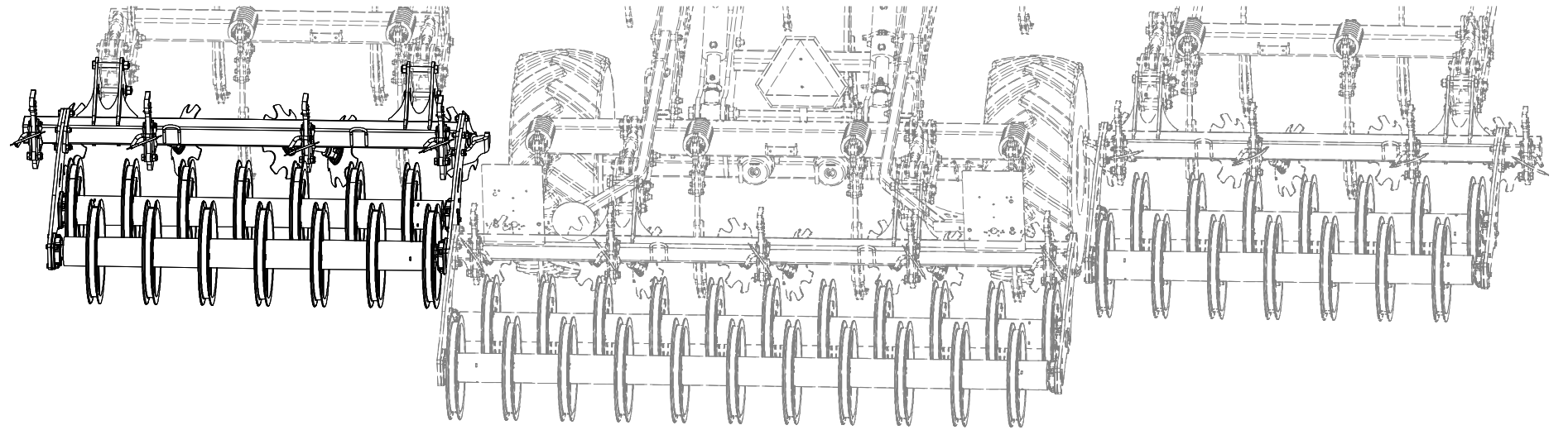


CZ VÁLEC  
 D WALZE  
 F ROULEAU

GB ROLLER  
 RU KATOK  
 PL WAŁ



**3010024**



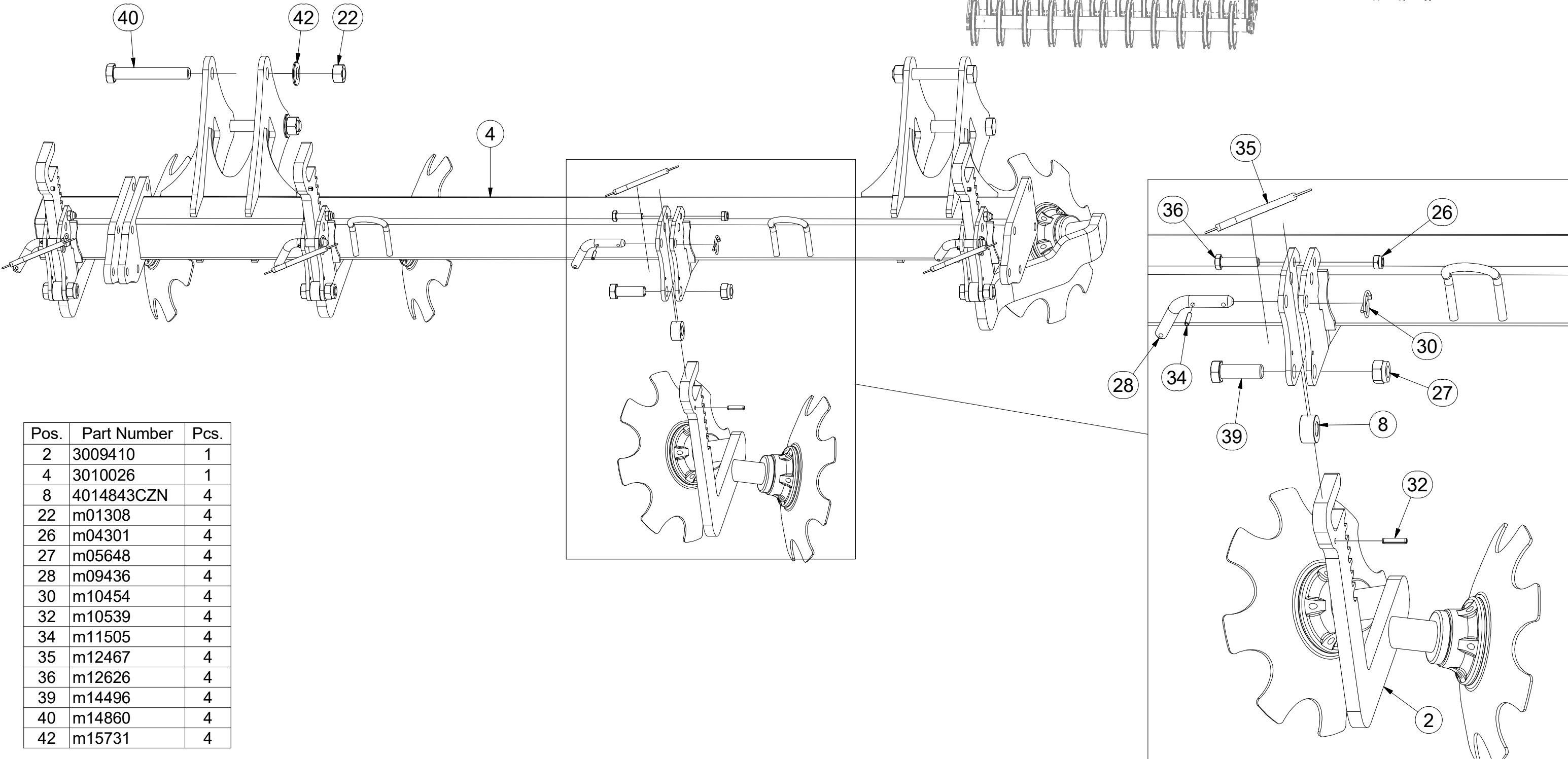
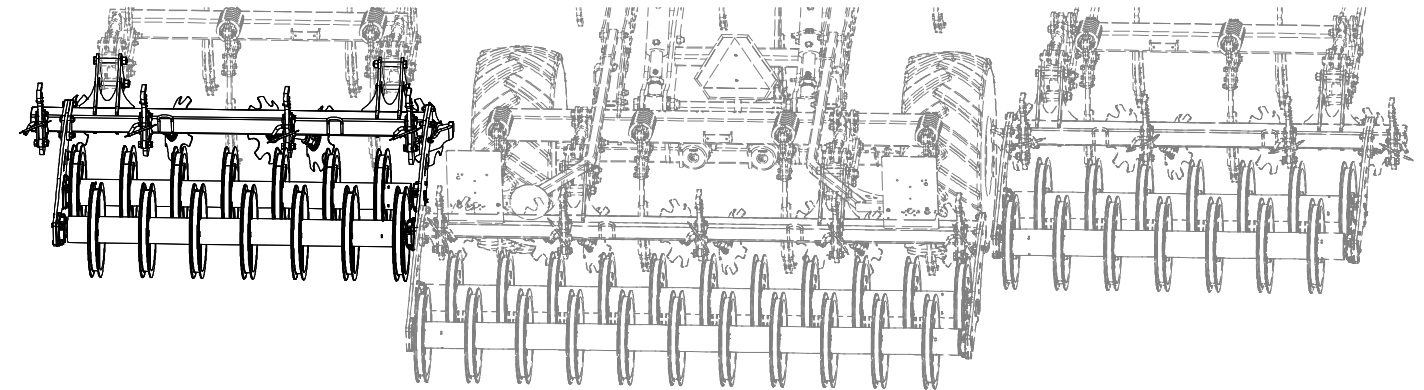
Pos.	Part Number	Pcs.
1	3010019	1
2	3009410	1
4	3010026	1
7	3010028	2
9	4015982	2
170	3010032	2

CZ VÁLEC  
 D WALZE  
 F ROULEAU

GB ROLLER  
 RU KATOK  
 PL WAŁ



**3010024**



Pos.	Part Number	Pcs.
2	3009410	1
4	3010026	1
8	4014843CZN	4
22	m01308	4
26	m04301	4
27	m05648	4
28	m09436	4
30	m10454	4
32	m10539	4
34	m11505	4
35	m12467	4
36	m12626	4
39	m14496	4
40	m14860	4
42	m15731	4

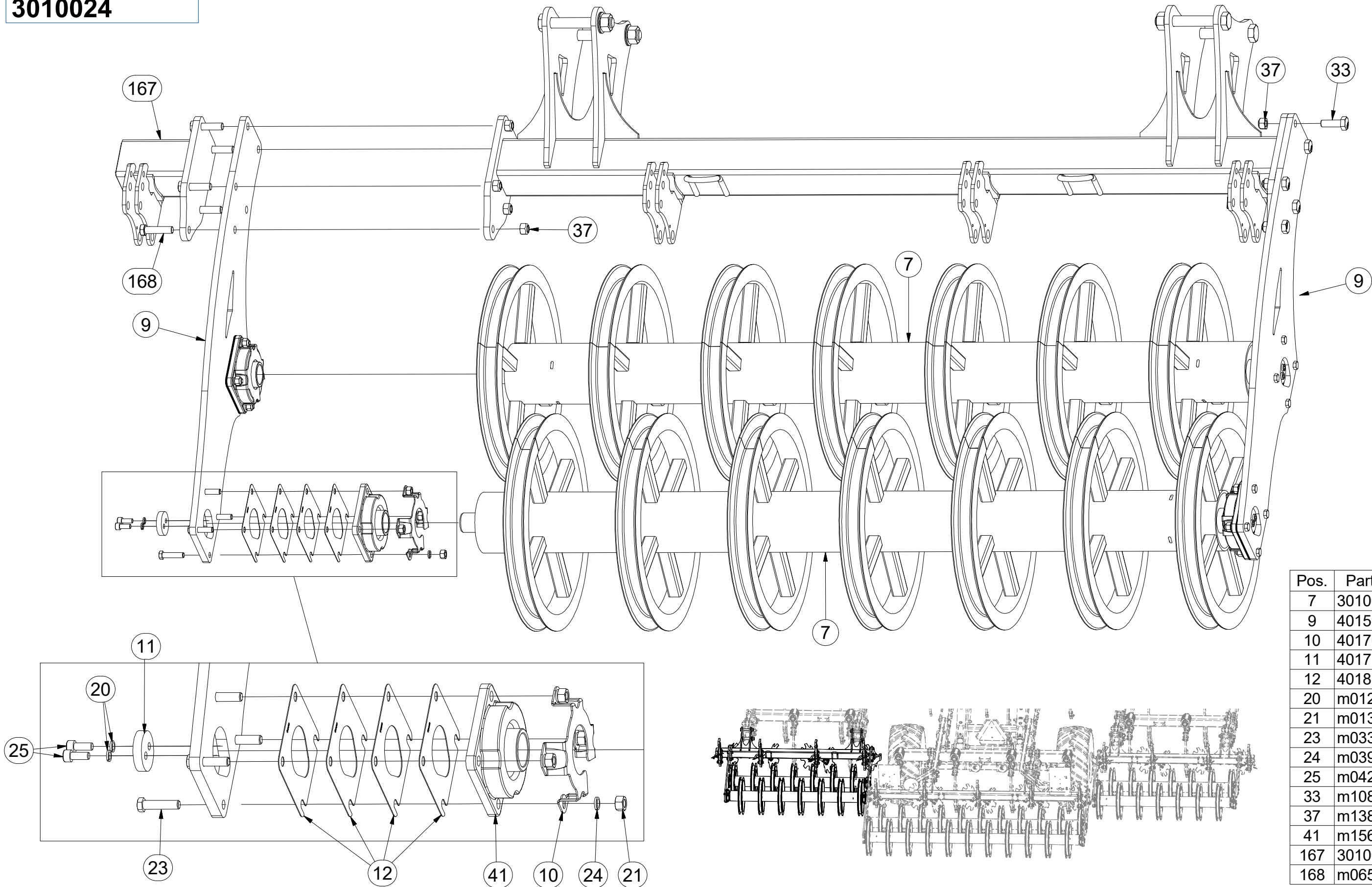


CZ VÁLEC  
 D WALZE  
 F ROULEAU

GB ROLLER  
 RU KATOK  
 PL WAŁ



**3010024**



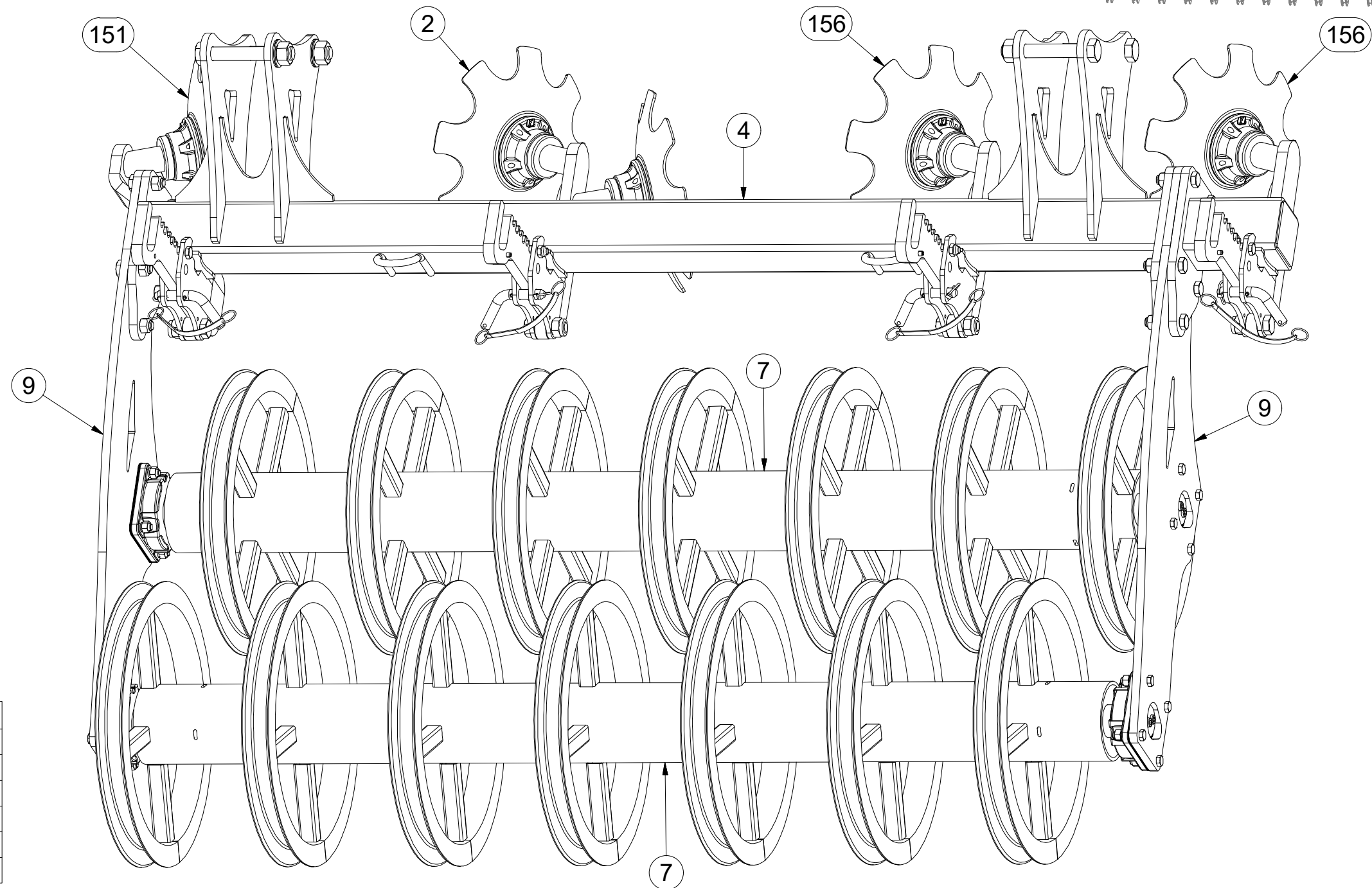
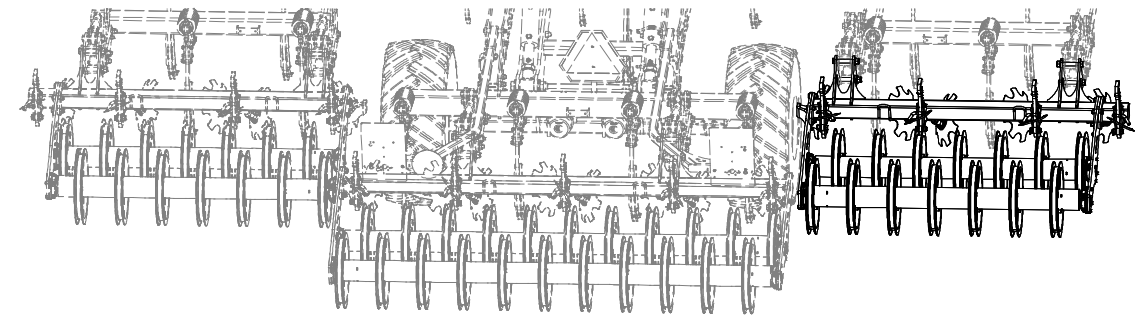
Pos.	Part Number	Pcs.
7	3010028	2
9	4015982	2
10	4017071	4
11	4017124	4
12	4018768	16
20	m01208	8
21	m01305	16
23	m03339	16
24	m03988	16
25	m04249	8
33	m10849	5
37	m13846	10
41	m15626	4
167	3010029	1
168	m06587	5

CZ VÁLEC  
 D WALZE  
 F ROULEAU

GB ROLLER  
 RU KATOK  
 PL WAŁ



**3010025**



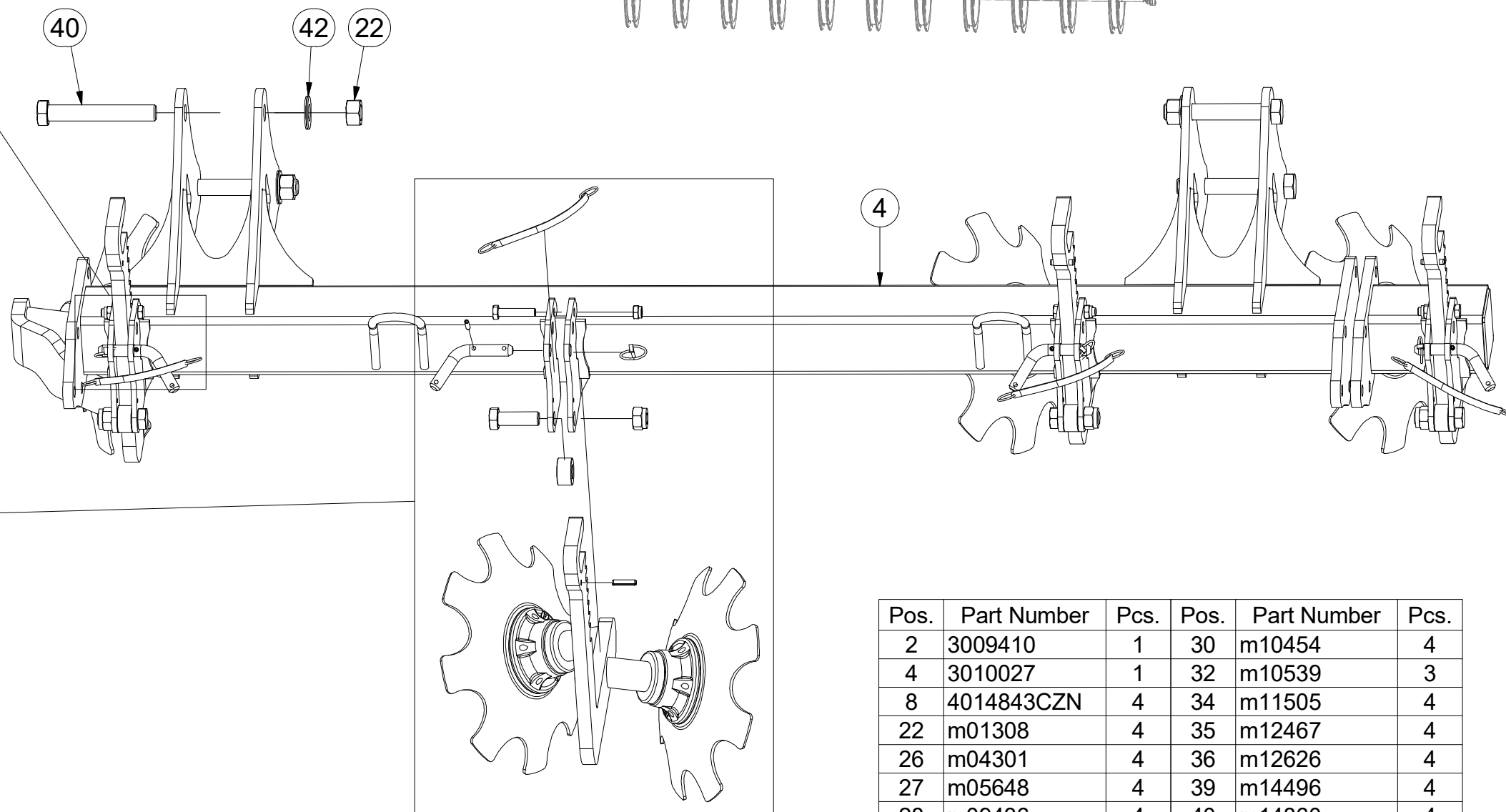
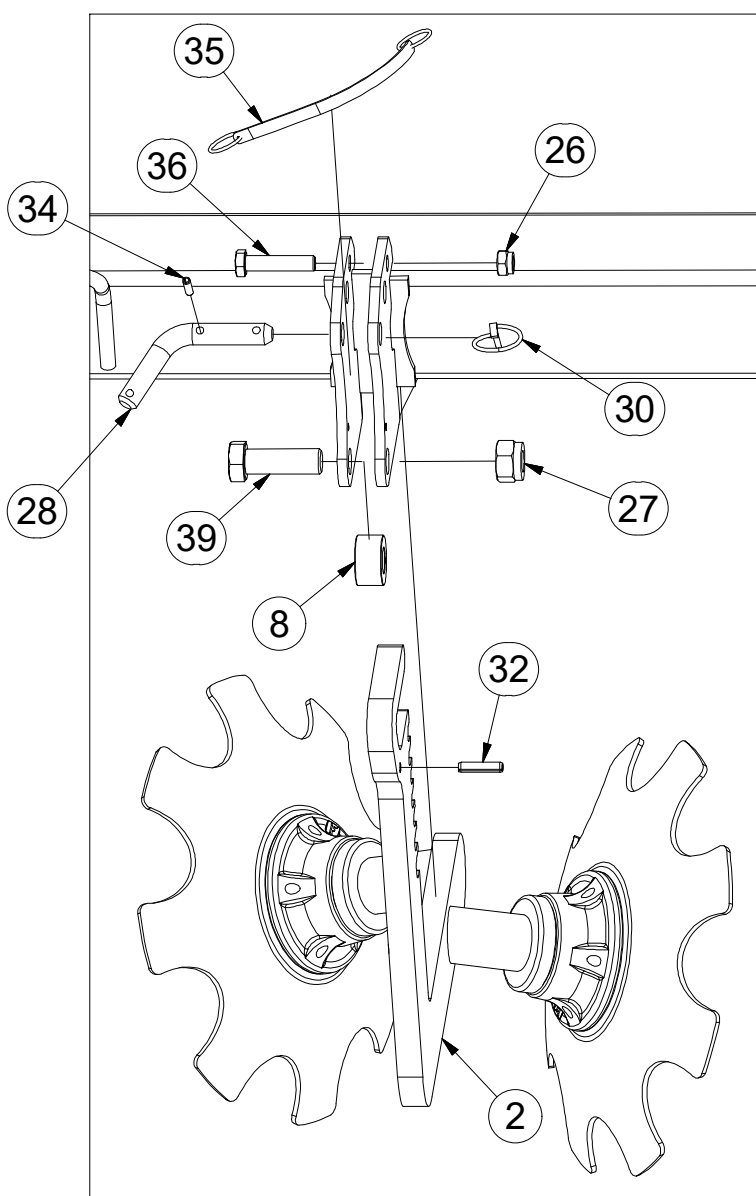
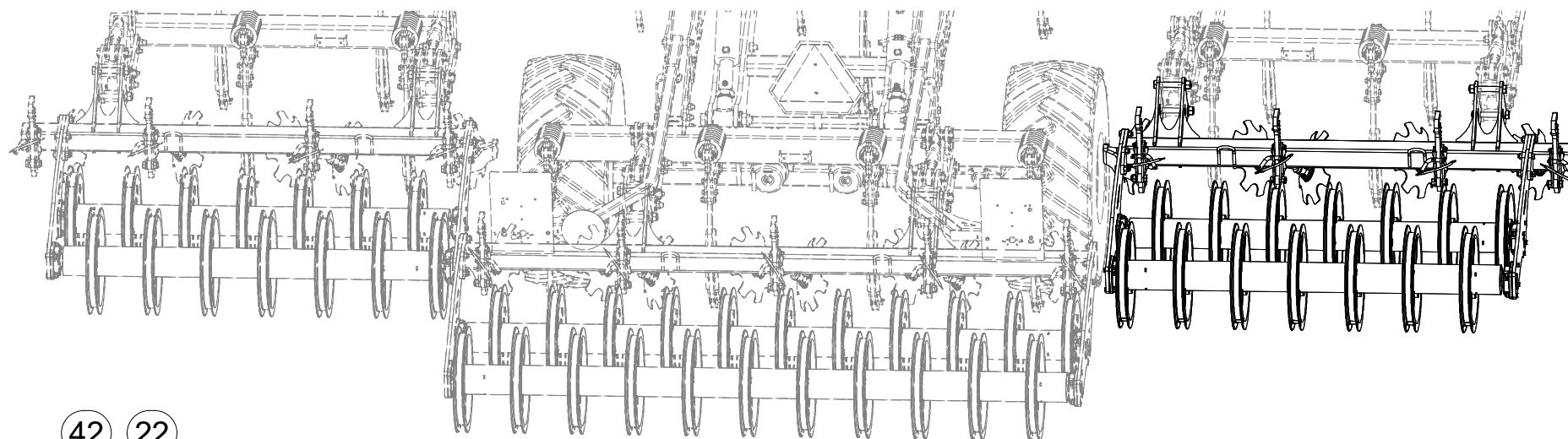
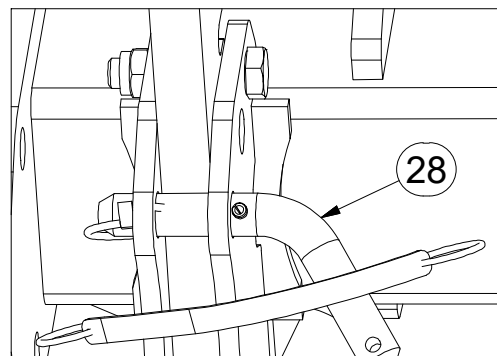
Pos.	Part Number	Pcs.
2	3009410	1
4	3010027	1
7	3010028	2
9	4015982	2
151	3010017	1
156	3010033	2

- ⒸZ VÁLEC
- Ⓓ WALZE
- Ⓕ ROULEAU

- ⒼB ROLLER
- Ⓐ RU KATOK
- ⒲ PL WAŁ



**3010025**



Pos.	Part Number	Pcs.	Pos.	Part Number	Pcs.
2	3009410	1	30	m10454	4
4	3010027	1	32	m10539	3
8	4014843CZN	4	34	m11505	4
22	m01308	4	35	m12467	4
26	m04301	4	36	m12626	4
27	m05648	4	39	m14496	4
28	m09436	4	40	m14860	4
			42	m15731	4



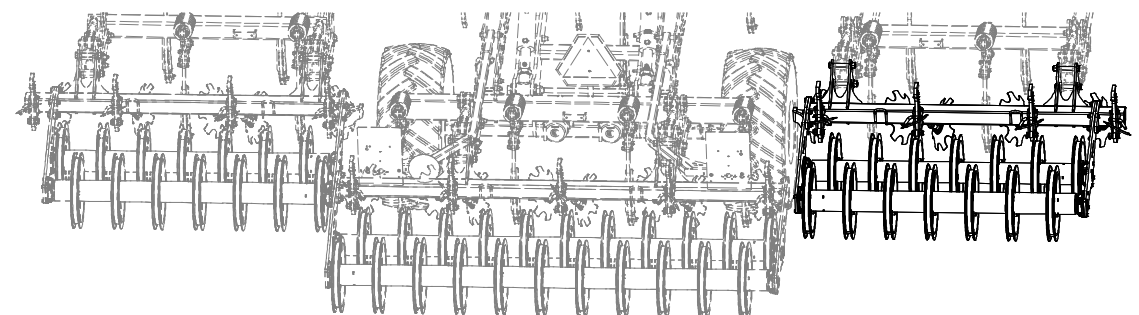
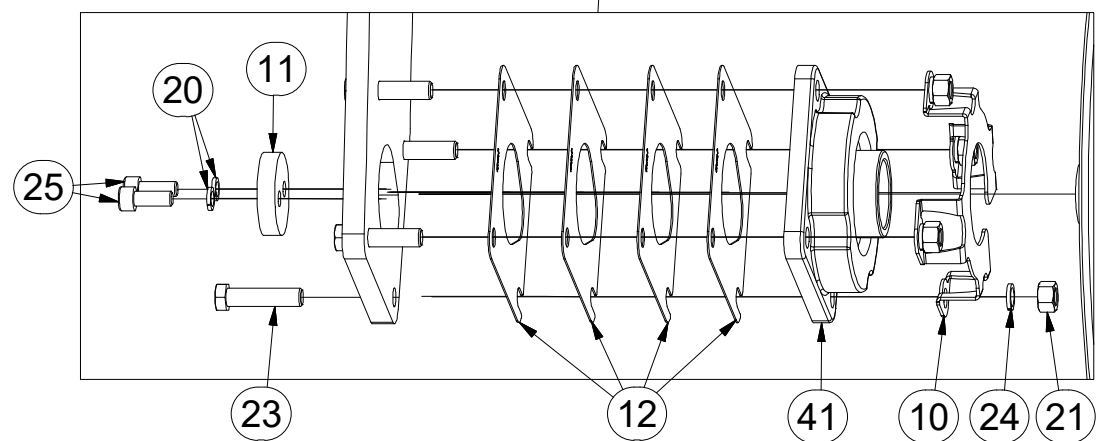
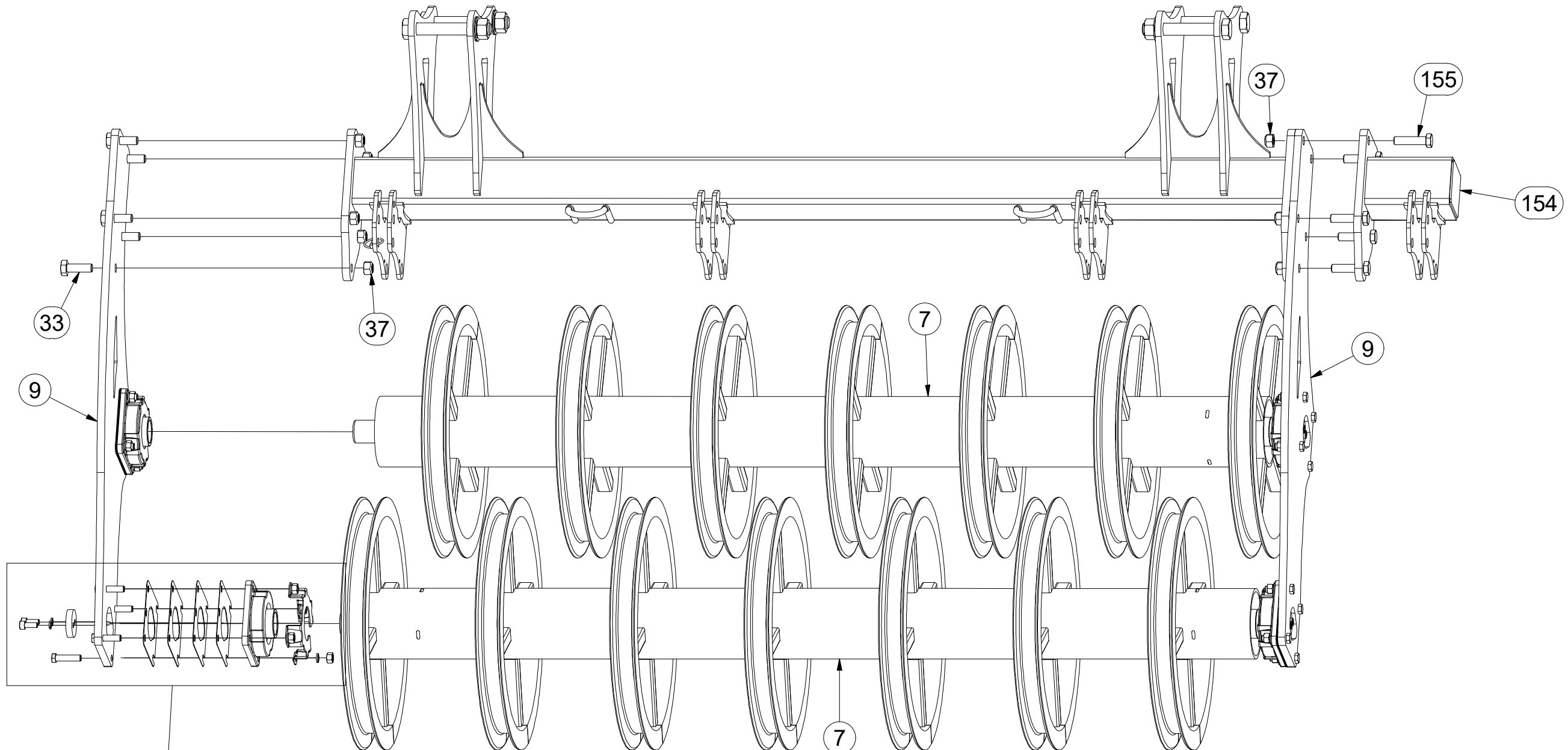
- ⒸZ VÁLEC
- Ⓓ WALZE
- Ⓕ ROULEAU

- ⒼB ROLLER
- Ⓐ RU KATOK
- Ⓐ PL WAŁ



**3010025**

Pos.	Part Number	Pcs.
7	3010028	2
9	4015982	2
10	4017071	4
11	4017124	4
12	4018768	16
20	m01208	8
21	m01305	16
23	m03339	16
24	m03988	16
25	m04249	8
33	m10849	5
37	m13846	10
41	m15626	4
154	3010031	1
155	m06587	5



☉ SADA ZADNÍCH VÁLCŮ

☐ SATZ HINTERE WALZEN

☐ KIT DE ROULEAUX ARRIÈRE

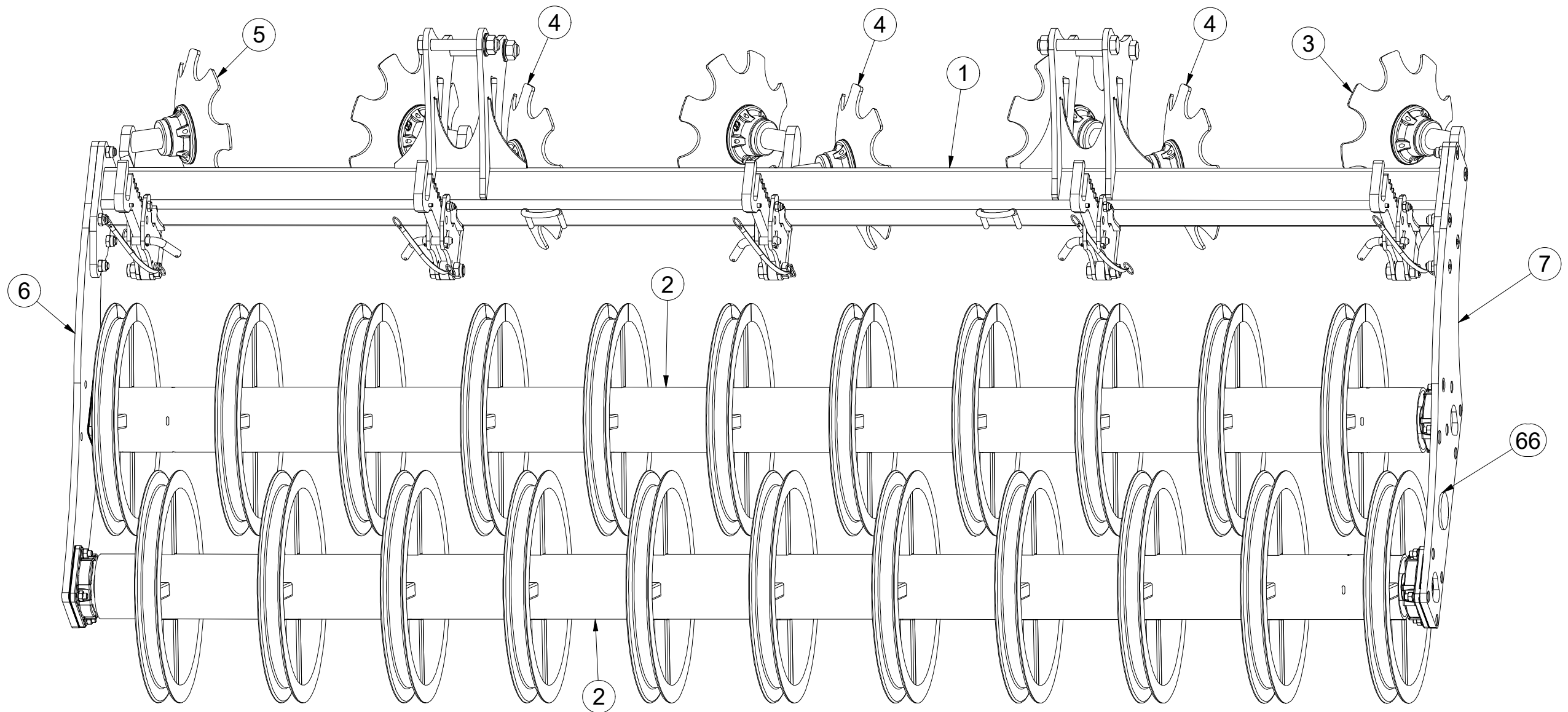
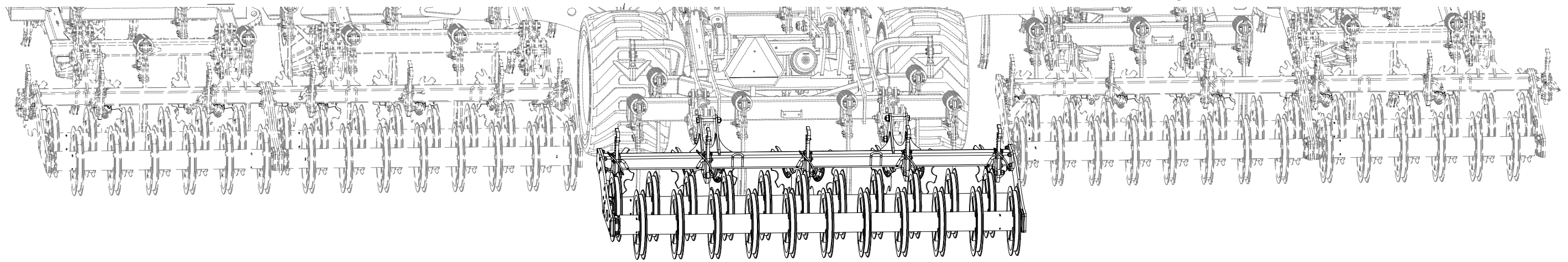
☉ SET OF REAR ROLLERS

☐ КОМПЛЕКТ ЗАДНИХ КАТКОВ

☐ ZESTAW TYLNYCH WAŁÓW



**3009392**



Pos.	Part Number	Pcs.
1	3009399	1
2	3008206	2
3	3009409	1
4	3009410	3
5	3009411	1
6	3012882	1
7	3012883	1
66	m02579	2

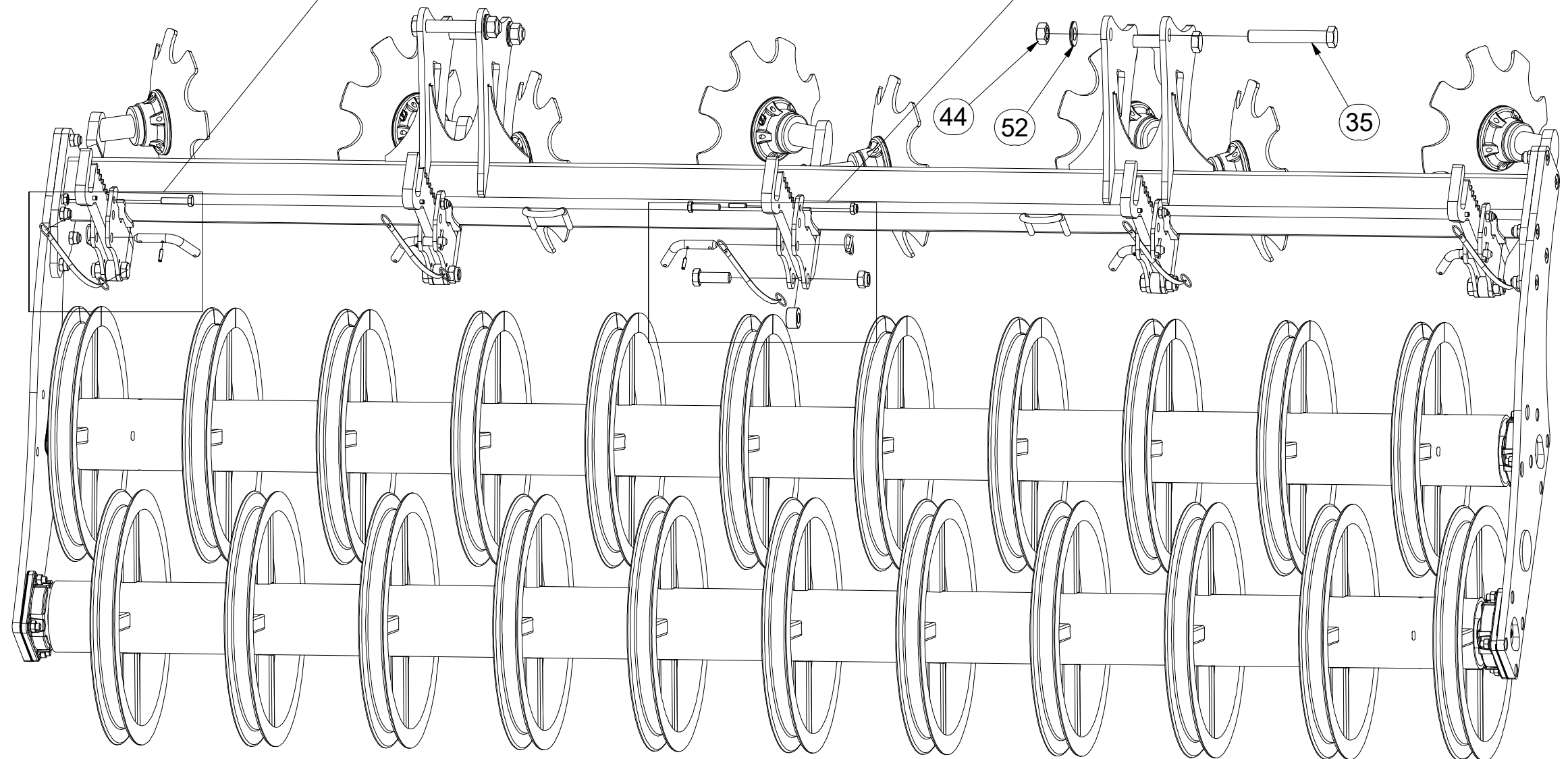
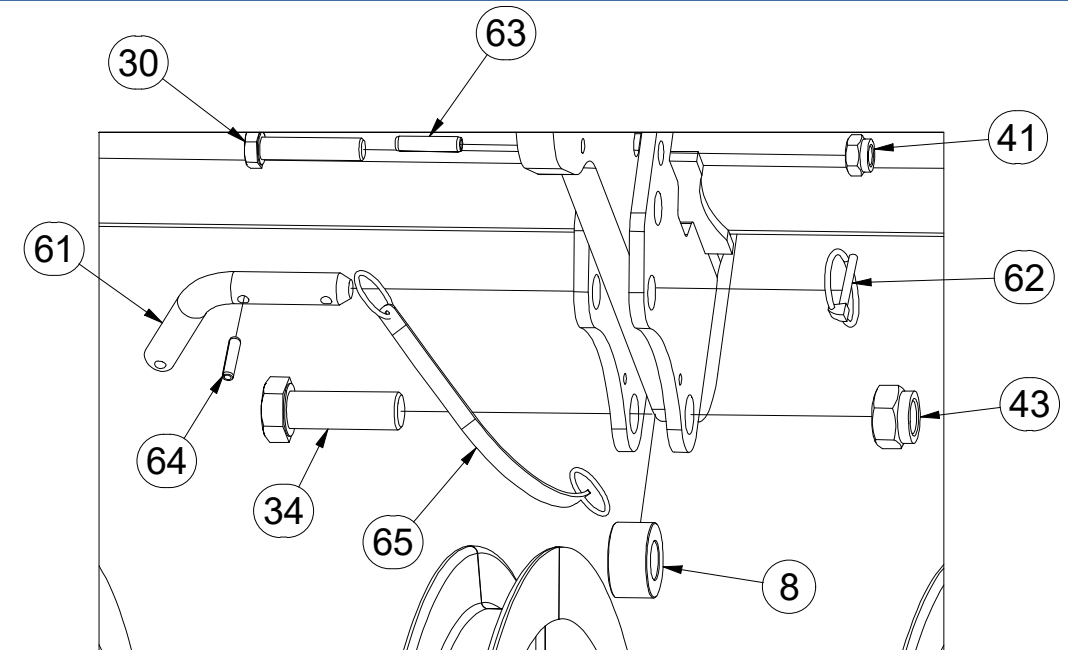
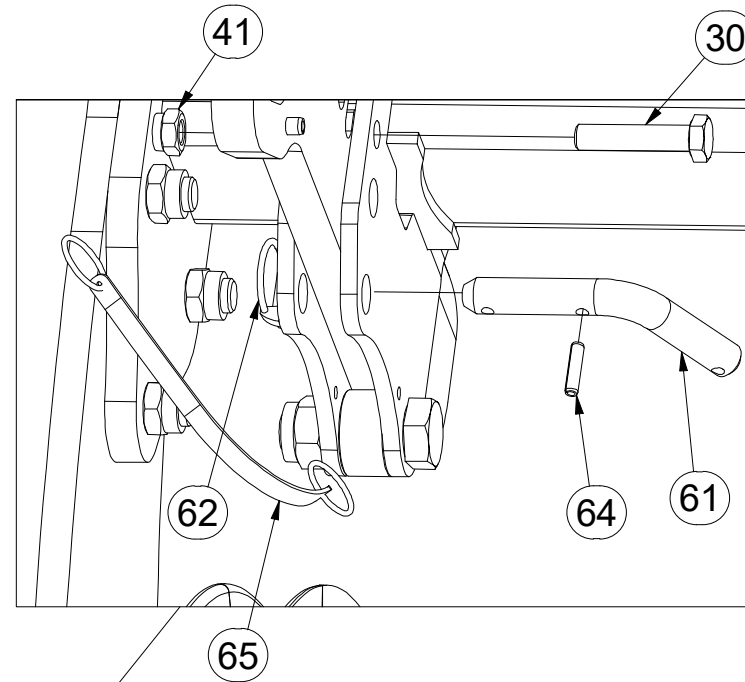
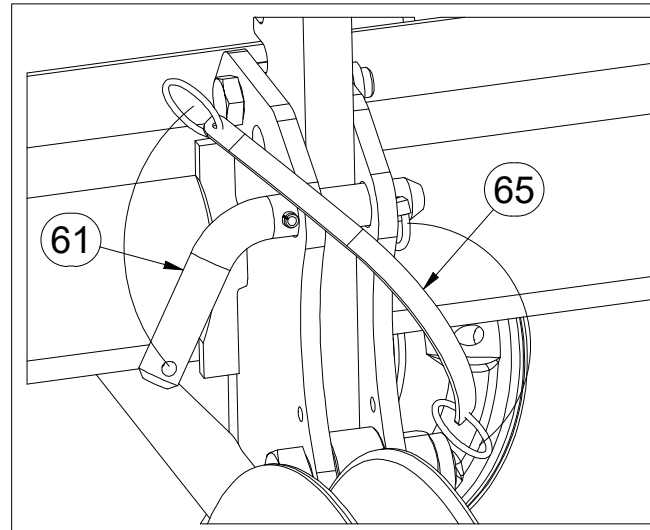


CZ SADA ZADNÍCH VÁLCŮ  
 D SATZ HINTERE WALZEN  
 F KIT DE ROULEAUX ARRIÈRE

GB SET OF REAR ROLLERS  
 RU КОМПЛЕКТ ЗАДНИХ КАТКОВ  
 PL ZESTAW TYLNYCH WAŁÓW



**3009392**



Pos.	Part Number	Pcs.
8	4014843CZN	5
30	m12626	5
34	m14496	5
35	m14860	4
41	m04301	5
43	m05648	5
44	m01308	4
52	m15731	4
61	m09436	5
62	m10454	5
63	m10539	5
64	m11505	5
65	m12467	5

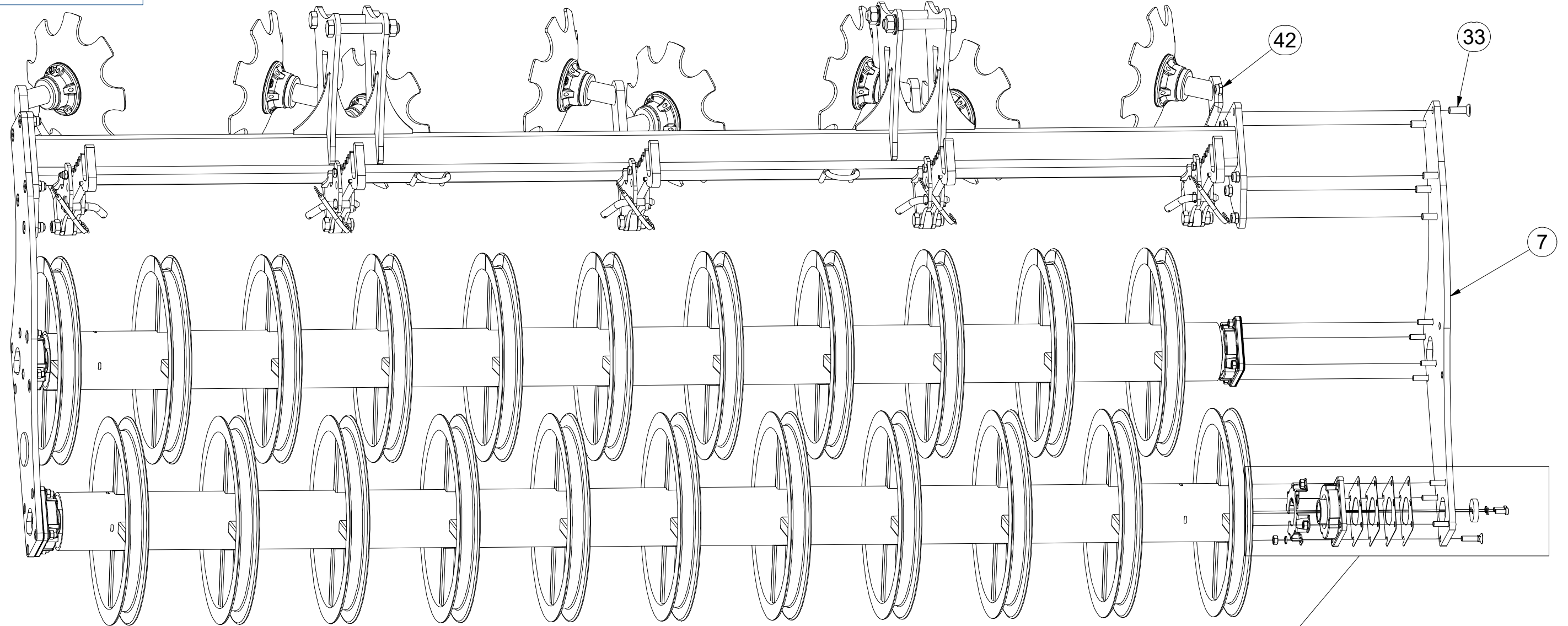


CZ SADA ZADNÍCH VÁLCŮ  
 D SATZ HINTERE WALZEN  
 F KIT DE ROULEAUX ARRIÈRE

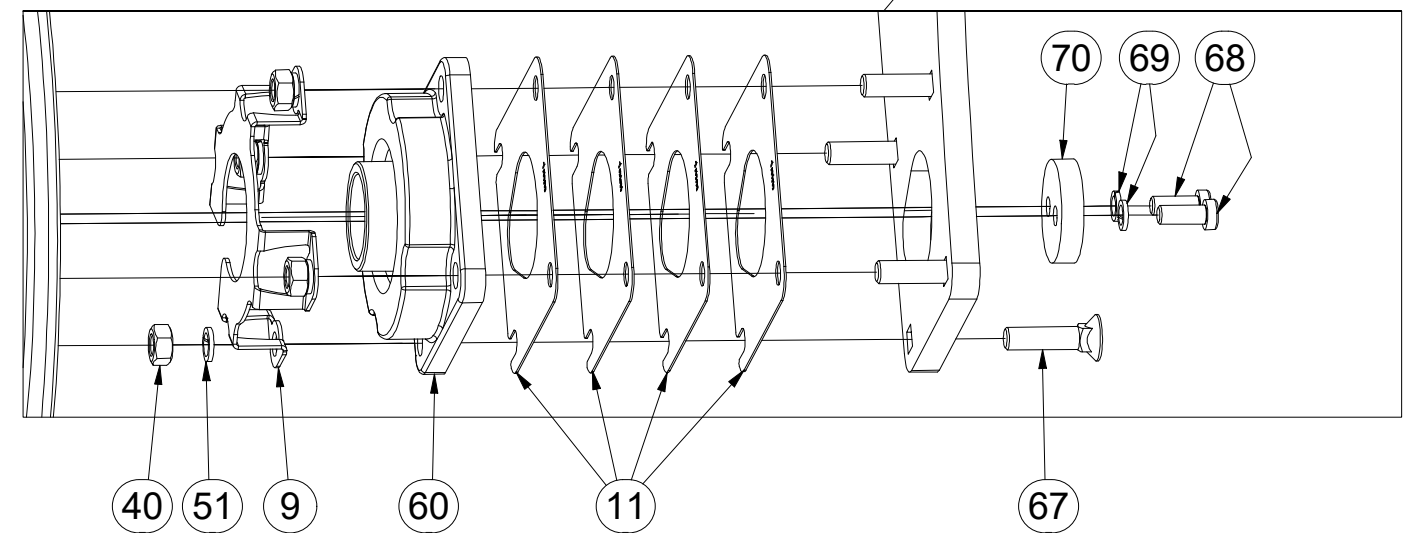
GB SET OF REAR ROLLERS  
 RU КОМПЛЕКТ ЗАДНИХ КАТКОВ  
 PL ZESTAW TYLNYCH WAŁÓW



**3009392**



Pos.	Part Number	Pcs.	Pos.	Part Number	Pcs.
7	3012883	1	51	m03988	16
9	4017071	4	60	m18888	4
11	4018768	16	67	m02490	16
33	m14672	10	68	m17638	8
40	m01305	16	69	m01208	8
42	m13846	10	70	4017124	4

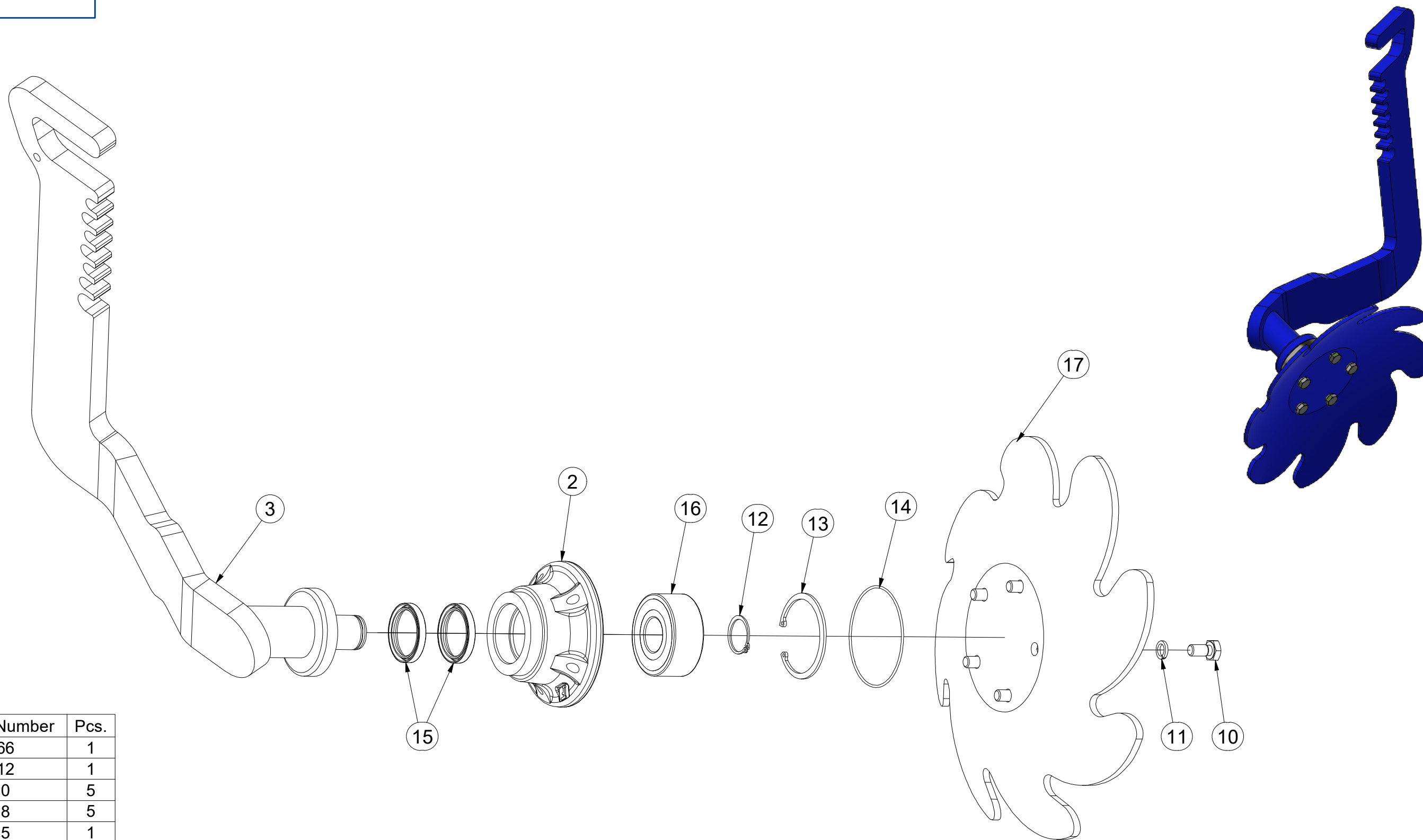


(CZ) DISK PRAVÝ  
 (D) SCHEIBE, RECHTE  
 (F) DISQUE DROITE

(GB) RIGHT DISC  
 (RU) ДИСК ПРАВЫЙ  
 (PL) TALERZ PRAWY



**3009409**



Pos.	Part Number	Pcs.
2	3008166	1
3	3009412	1
10	m00120	5
11	m01208	5
12	m03705	1
13	m04250	1
14	m11159	1
15	m11160	2
16	m14552	1
17	VZ00027155	1

ⒸZ DVOJDISK

Ⓓ DUPLEXSCHEIBE

Ⓕ DISQUE DOUBLE

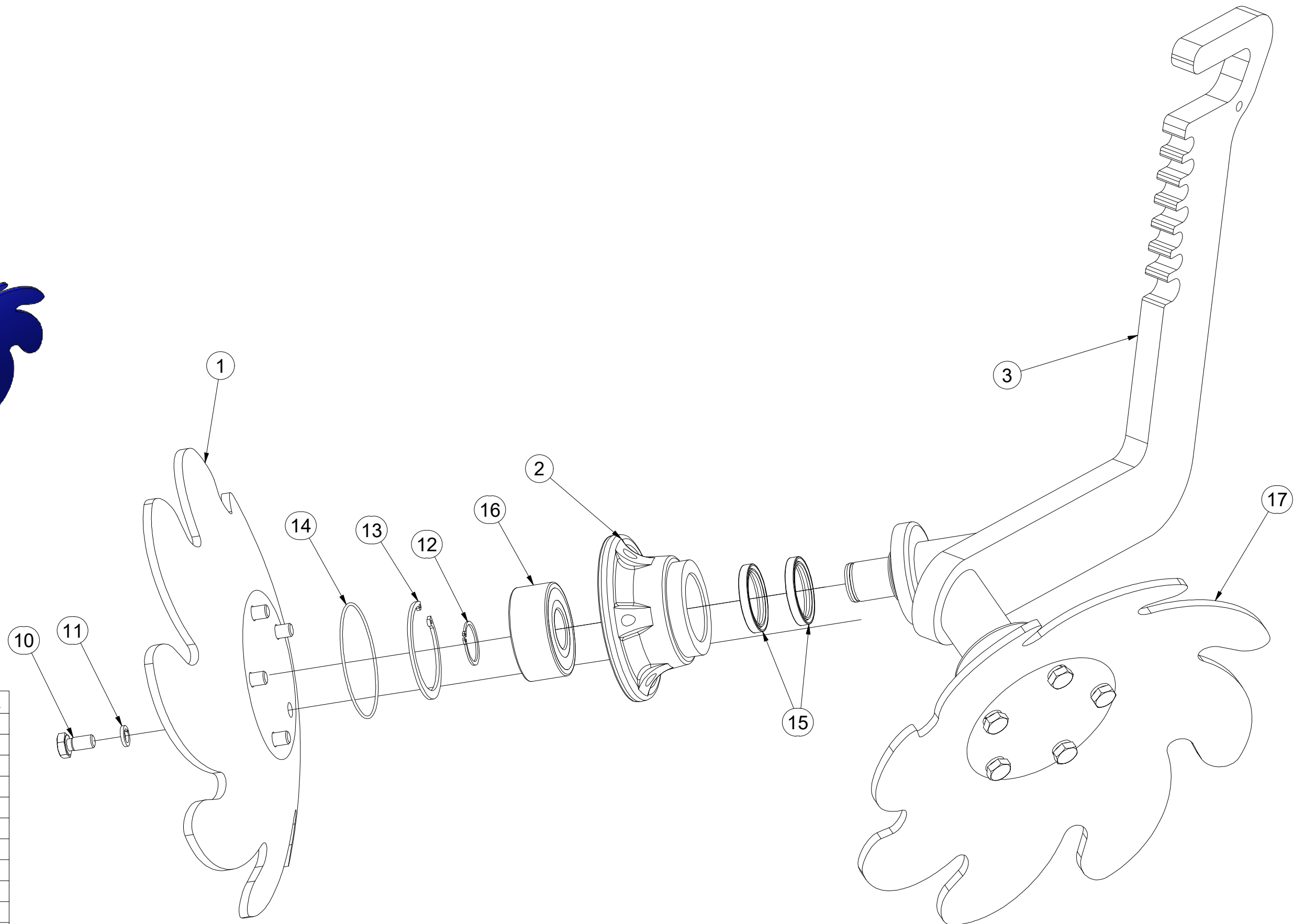
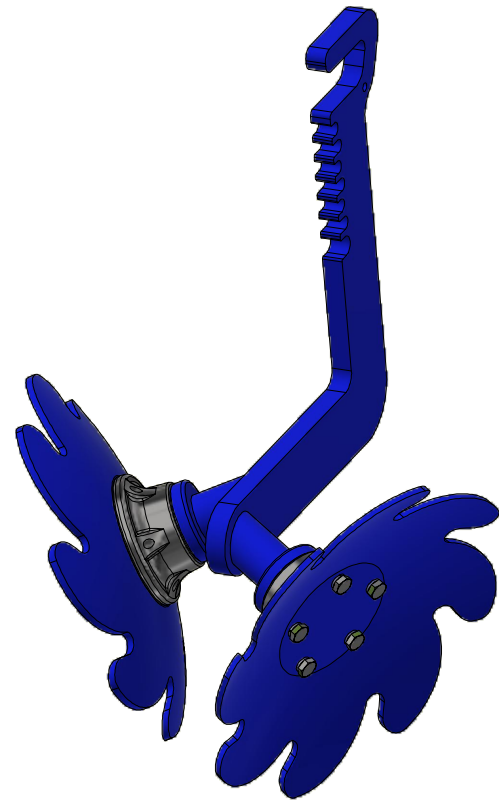
ⒸGB TWIN DISC

ⒸRU ДВОЙНОЙ ДИСК

ⒸPL TALERZ PODWÓJNY



**3009410**



Pos.	Part Number	Pcs.
3	3009413	1
1	VZ00027134	1
2	3008166	2
15	m11160	4
16	m14552	2
12	m03705	2
13	m04250	2
14	m11159	2
10	m00120	10
11	m01208	10
17	VZ00027155	1

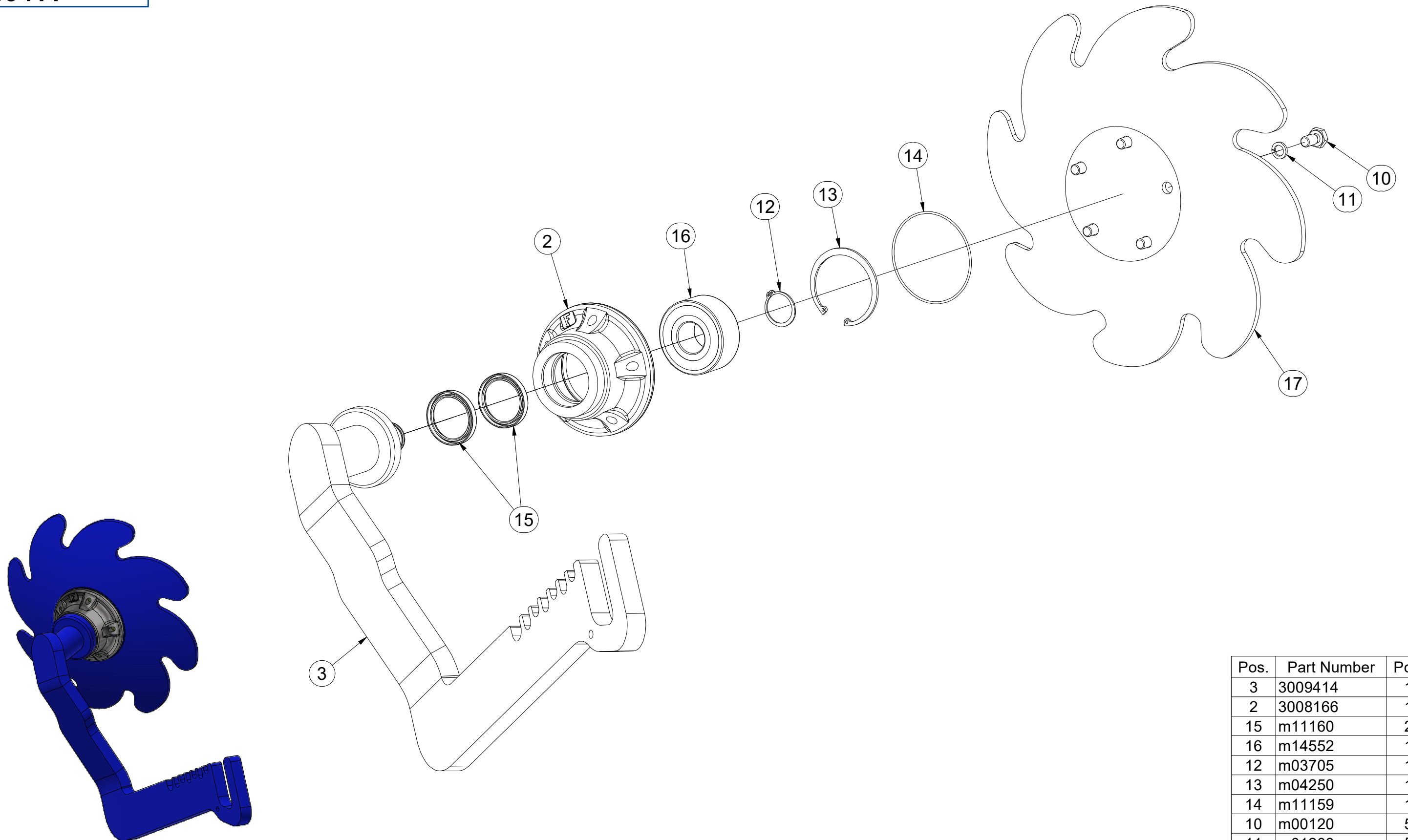


(CZ) DISK LEVÝ  
 (D) SCHEIBE, LINKE  
 (F) DISQUE GAUCHE

(GB) LEFT DISC  
 (RU) ДИСК ЛЕВЫЙ  
 (PL) TALERZ LEWY



**3009411**



Pos.	Part Number	Pcs.
3	3009414	1
2	3008166	1
15	m11160	2
16	m14552	1
12	m03705	1
13	m04250	1
14	m11159	1
10	m00120	5
11	m01208	5
17	VZ00027134	1

ⒸZ DISK LEVÝ - PRODLOUŽENÝ

Ⓓ LINKE SCHEIBE - VERLÄNGERT

Ⓕ DISQUE GAUCHE - PROLONGÉ


ⒸB LEFT DISC - EXTENDED

ⒸU ДИСК ЛЕВЫЙ - РАСШИРЕННЫЙ

ⒸL LEWY DYSK - PRZEDŁUŻONY

**Farmet**

**3010017**



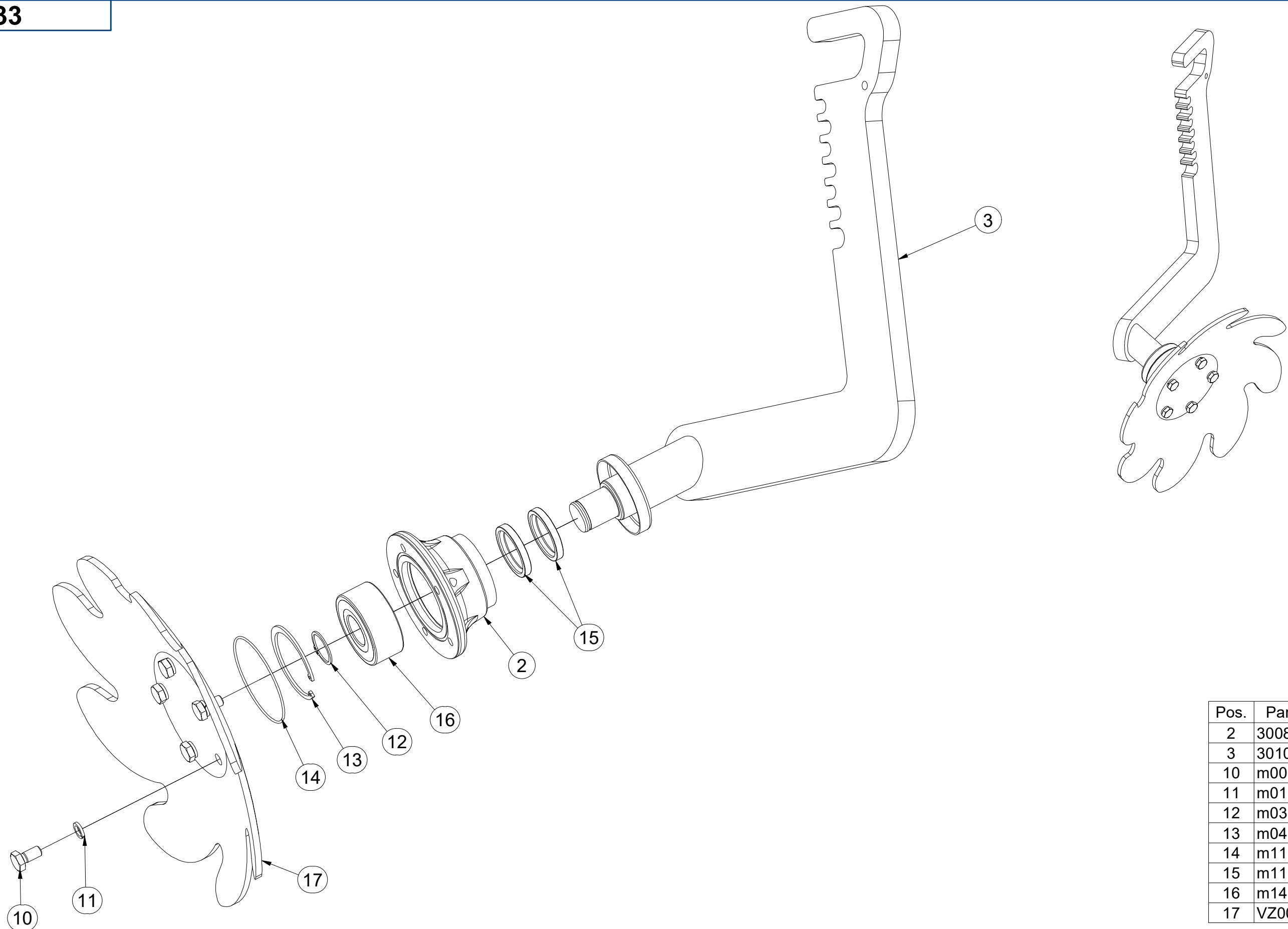
Pos.	Part Number	Pcs.
2	3008166	1
3	3010018	1
10	m00120	5
11	m01208	5
12	m03705	1
13	m04250	1
14	m11159	1
15	m11160	2
16	m14552	1
17	VZ00027134	1

(CZ) DISK KRAJNÍ PRAVÝ  
 (D) RANDSCHEIBE, RECHTE  
 (F) DISQUE LIMITE DROITE

(GB) OUTSIDE DISC RIGHT  
 (RU) ДИСК КРАЙНИЙ ПРАВЫЙ  
 (PL) TALERZ SKRAJNY PRAWY



**3010033**



Pos.	Part Number	Pcs.
2	3008166	1
3	3010036	1
10	m00120	5
11	m01208	5
12	m03705	1
13	m04250	1
14	m11159	1
15	m11160	2
16	m14552	1
17	VZ00027155	1



☉ PARALELOGRAM - LEVÝ

☉ PARALLELOGRAMM - LINKES

☉ PARALLÉLOGRAMME - GAUCHE

☉ PARALLELOGRAM - LEFT

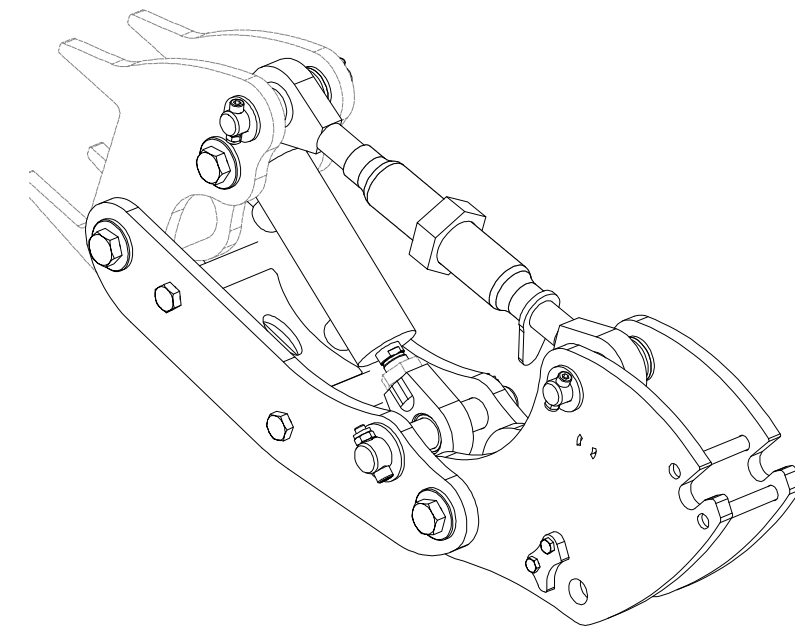
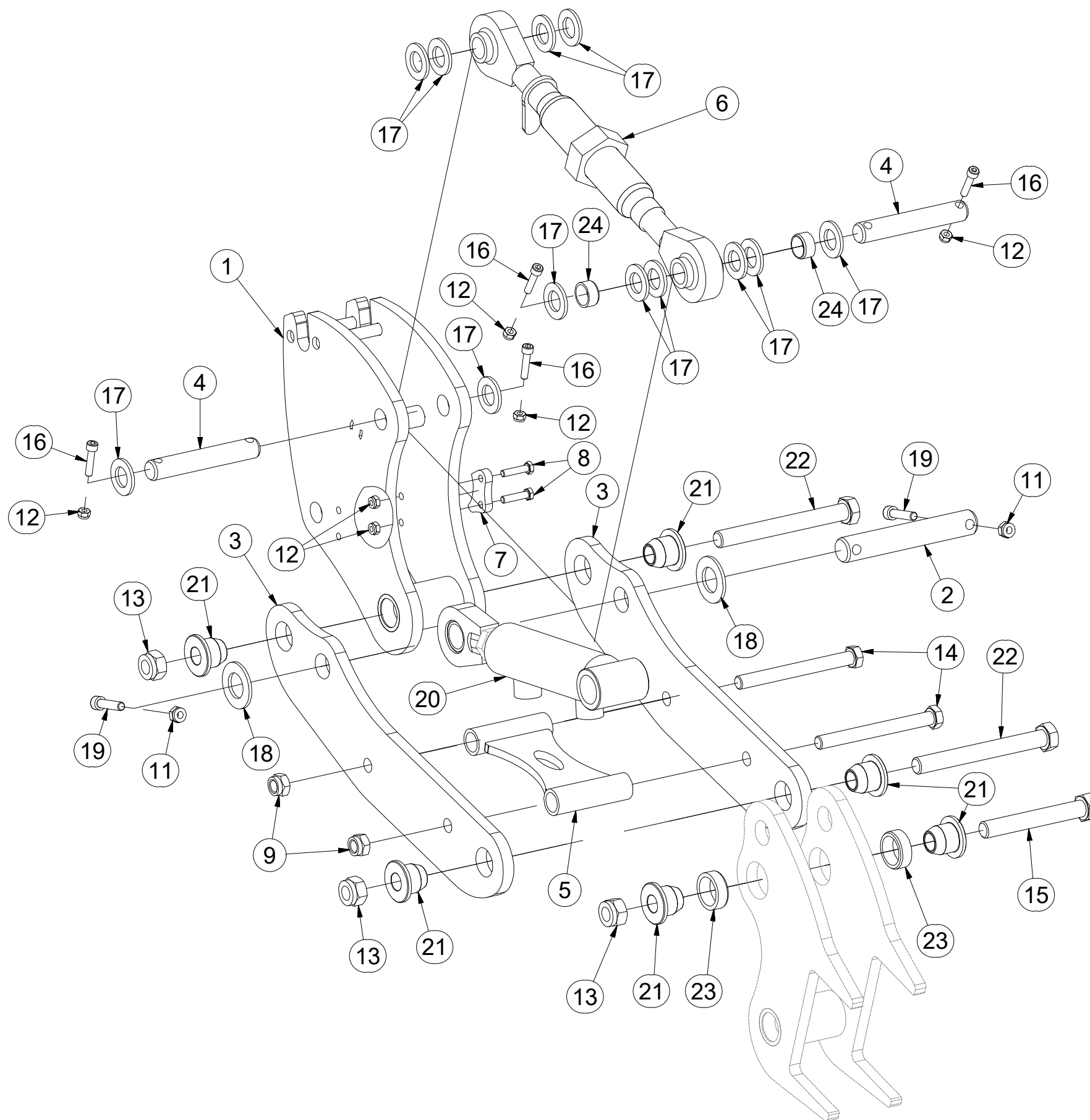
☉ ПАРАЛЛЕЛОГРАММ - ЛЕВЫЙ

☉ PARALELOGRAM - LEWY



### 3010321

Pos.	Part Number	Pcs.
1	3009358	1
2	4008180	1
3	4015031	2
4	4015250	2
5	4015311	1
6	4018632	1
7	4018691	1
8	m01096	2
9	m03683	2
11	m03775	2
12	m04503	6
13	m05648	3
14	m05724	2
15	m07790	1
16	m09464	4
17	m14028	12
18	m14029	2
19	m14143	2
20	m14663	1
21	m14766	6
22	m14812	2
23	m14979	2
24	m14980	2



ⒸZ PARALELOGRAM - PRAVÝ

Ⓓ PARALLELOGRAMM - RECHTES

Ⓕ PARALLÉLOGRAMME - DROITE

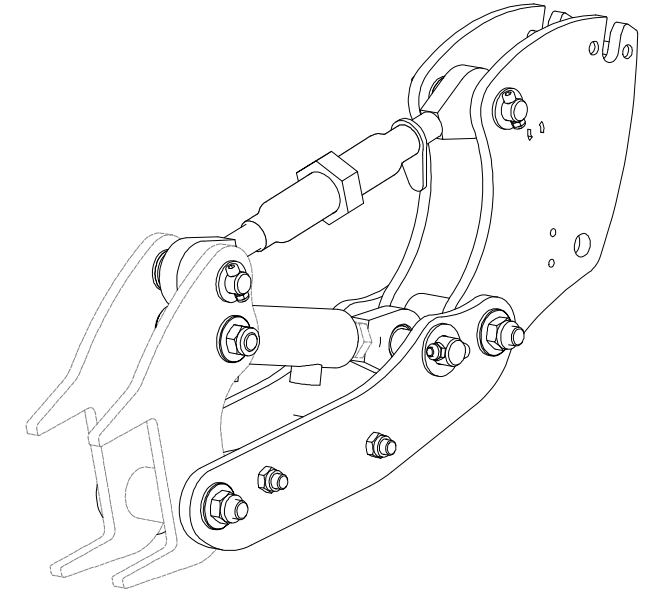
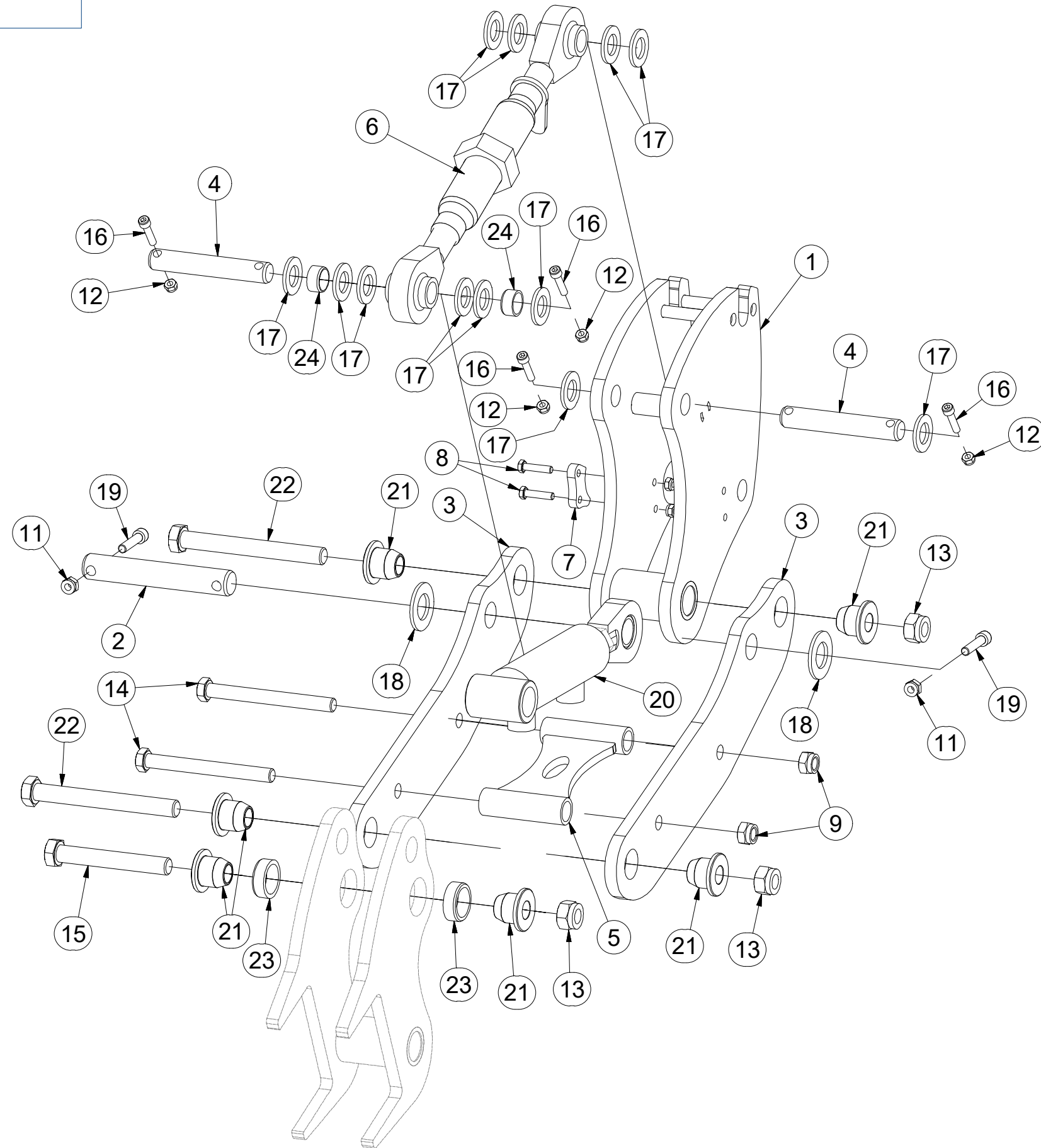
ⒸB PARALLELOGRAM - RIGHT

ⒸU ПАРАЛЛЕЛОГРАММ - ПРАВЫЙ

ⒸL PARALELOGRAM - PRAWY



**3010322**



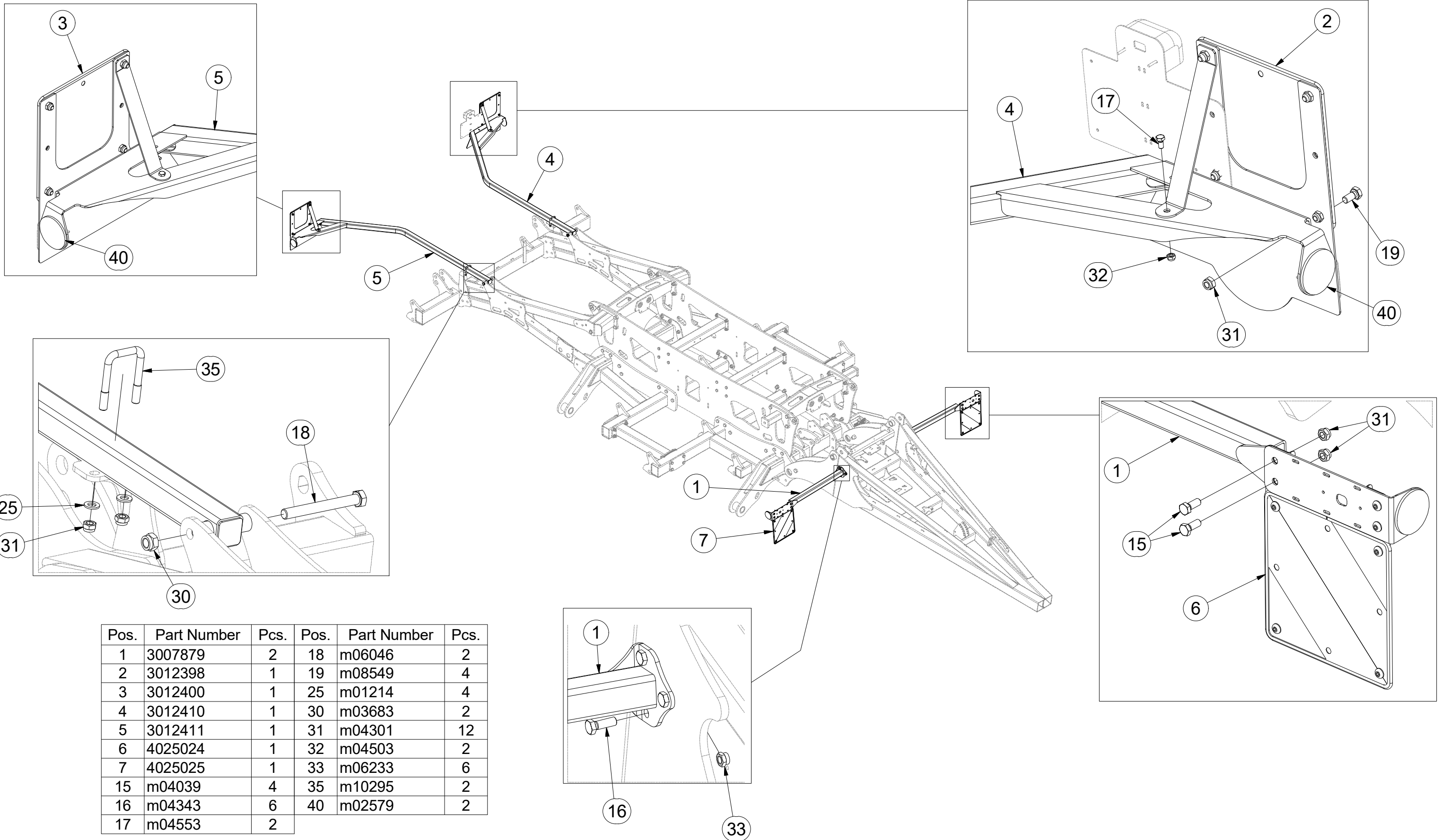
Pos.	Part Number	Pcs.
1	3009358	1
2	4008180	1
3	4015031	2
4	4015250	2
5	4015311	1
6	4018632	1
7	4018691	1
8	m01096	2
9	m03683	2
11	m03775	2
12	m04503	6
13	m05648	3
14	m05724	2
15	m07790	1
16	m09464	4
17	m14028	12
18	m14029	2
19	m14143	2
20	m14663	1
21	m14766	6
22	m14812	2
23	m14979	2
24	m14980	2

CZ TERČE  
 D SCHEIBE  
 F CIBLES

GB DISCS  
 RU ЩИТКИ  
 PL TARCZE



**3012409**



Pos.	Part Number	Pcs.	Pos.	Part Number	Pcs.
1	3007879	2	18	m06046	2
2	3012398	1	19	m08549	4
3	3012400	1	25	m01214	4
4	3012410	1	30	m03683	2
5	3012411	1	31	m04301	12
6	4025024	1	32	m04503	2
7	4025025	1	33	m06233	6
15	m04039	4	35	m10295	2
16	m04343	6	40	m02579	2
17	m04553	2			

Ⓒ TERČ PŘEDNÍ PRAVÝ

Ⓓ SCHILD, VORDERES, RECHTES

Ⓕ CIBLE AVANT DROITE

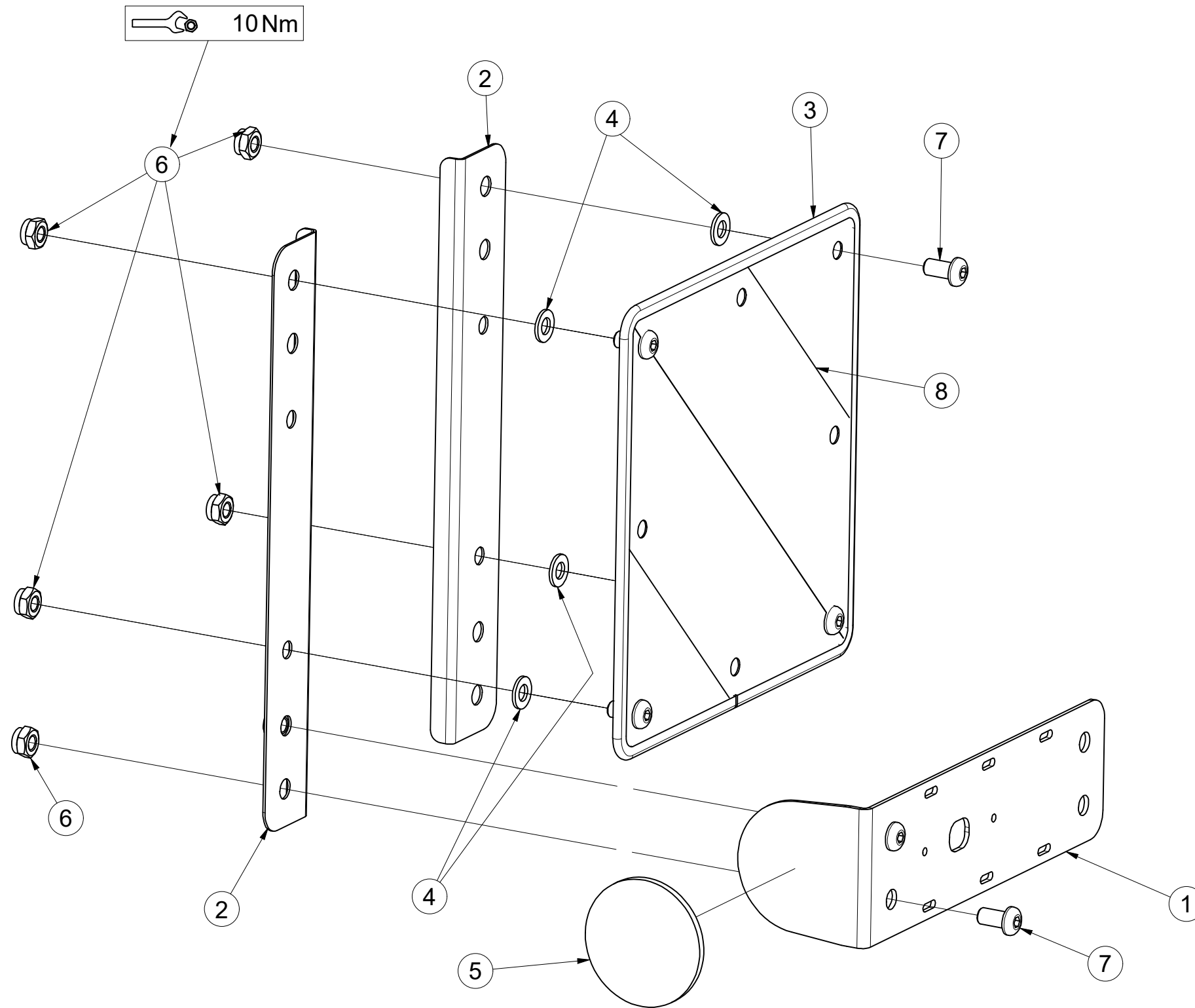
Ⓖ RIGHT FRONT DISC

Ⓔ ЩИТОК ПЕРЕДНИЙ ПРАВЫЙ

Ⓗ TARCZA PRZEDNIA PRAWA



**4025024**



Pos.	Part Number	Pcs.
1	4024481	1
2	4024491	2
3	9005707	1
4	m01209	4
5	m02579	1
6	m03775	6
7	m16637	6
8	m18855	1



Ⓒ CZ TERČ PŘEDNÍ LEVÝ

Ⓓ D SCHILD, VORDERES, LINKES

Ⓕ F CIBLE AVANT GAUCHE

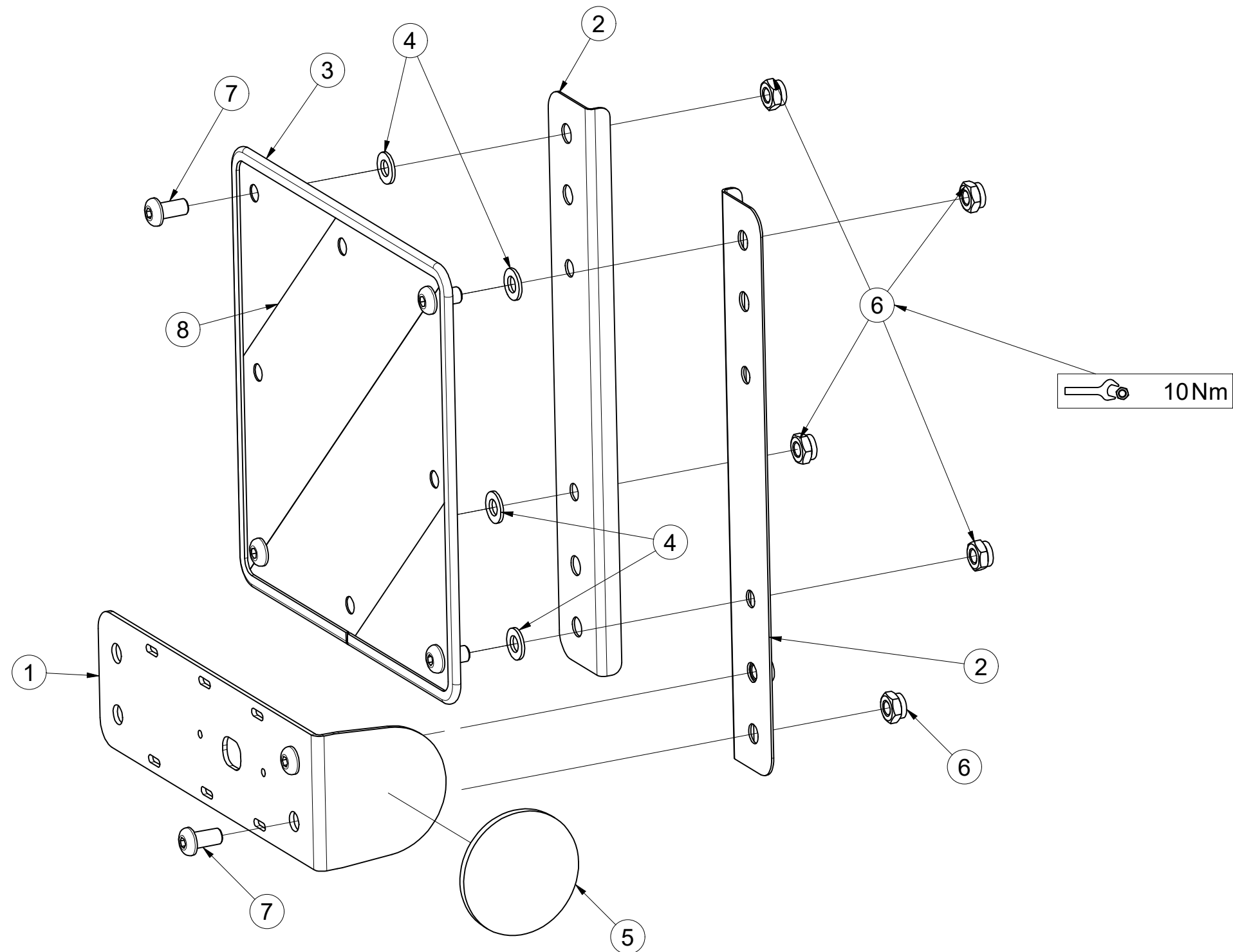
Ⓒ GB LEFT FRONT DISC

Ⓒ RU ЩИТОК ПЕРЕДНИЙ ЛЕВЫЙ

Ⓒ PL TARCZA PRZEDNIA LEWA



**4025025**




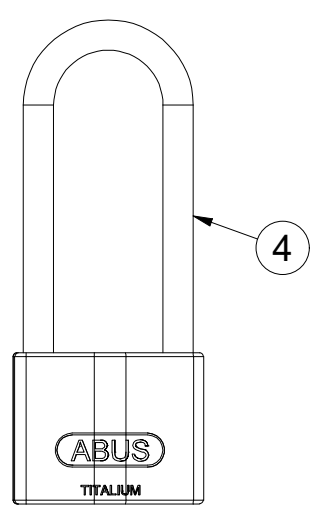
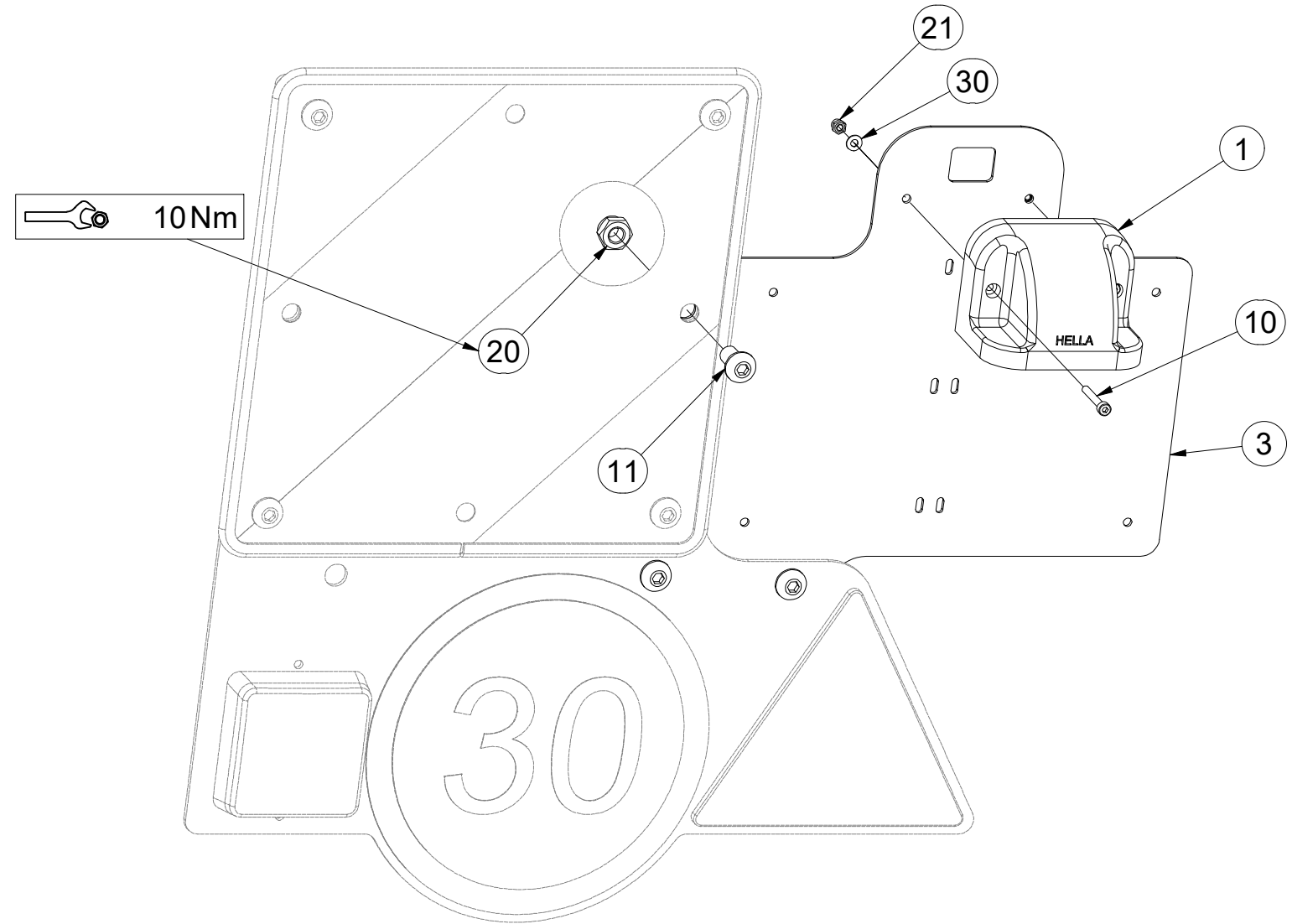
Pos.	Part Number	Pcs.
1	4024481	1
2	4024491	2
3	9005707	1
4	m01209	4
5	m02579	1
6	m03775	6
7	m16637	6
8	m18855	1

CZ SADA HOMOLOGACE  
 D HOMOLOGATIONSATZ  
 F KIT DE HOMOLOGATION

GB SET OF HOMOLOGATION  
 RU КОМПЛЕКТ УТВЕРЖДЕНИЯ  
 PL ZESTAW HOMOLOGACJA



**3012976**



Pos.	Part Number	Pcs.
1	m18862	1
3	4026442	1
4	m18814	1
10	m16861	2
11	m16637	3
20	m03775	3
21	m05562	2
30	m05597	2
31	m19045	1
32	m19046	1

ⒸZ TERČ ZADNÍ LEVÝ

Ⓓ SCHILD, HINTERES, LINKES

Ⓕ CIBLE ARRIÈRE GAUCHE

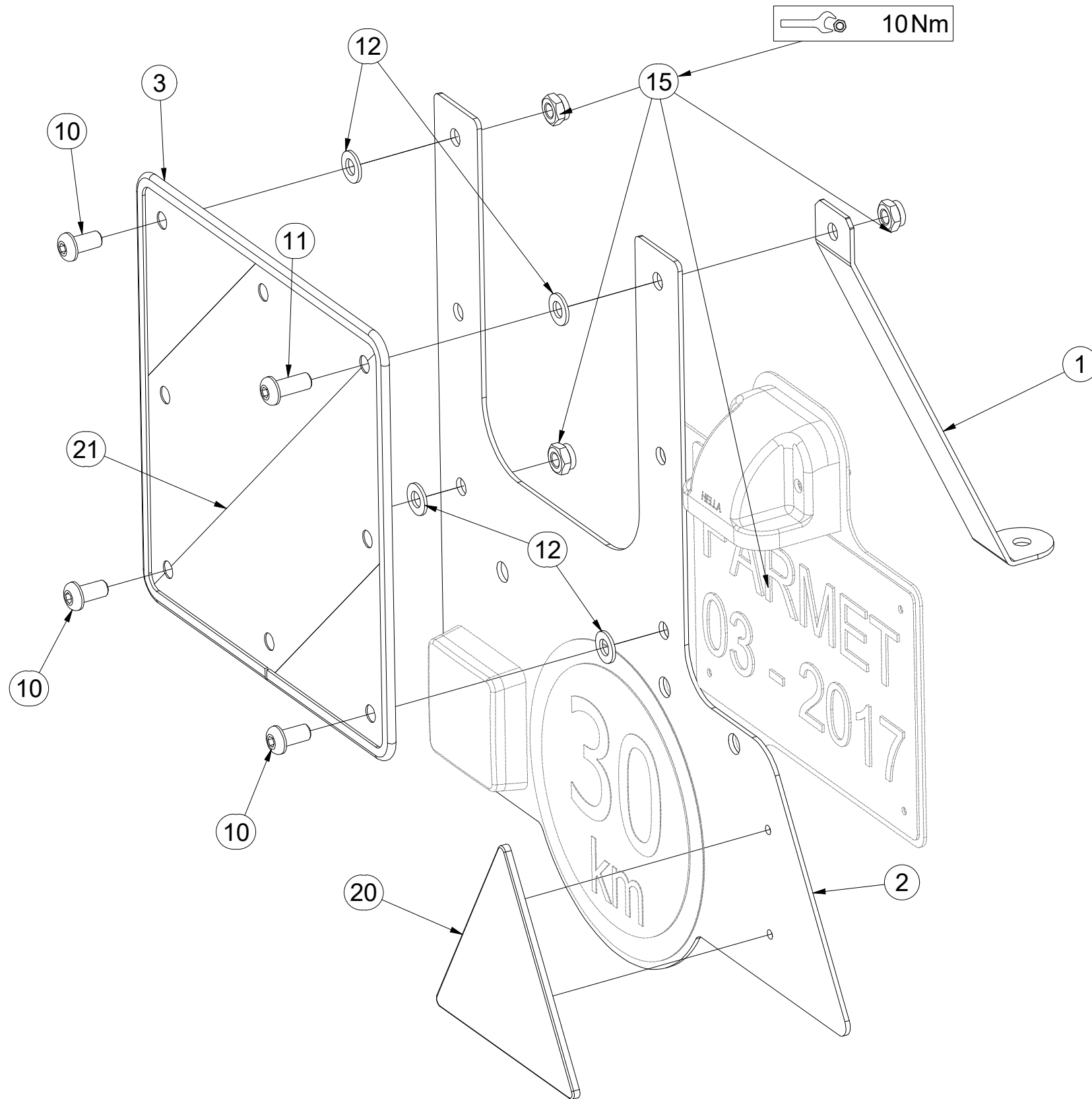
ⒼB LEFT REAR DISC

ⒶU ЩИТОК ЗАДНИЙ ЛЕВЫЙ

ⒶL TARCZA TYLNA LEWA



3012398



Pos.	Part Number	Pcs.
1	4019310	1
2	4024978	1
3	9005707	1
10	m16637	3
11	m16688	1
12	m01209	4
15	m03775	4
20	m02497	1
21	m18855	1

ⒸZ TERČ ZADNÍ PRAVÝ

Ⓓ SCHILD, HINTERES, RECHTES

Ⓕ CIBLE ARRIÈRE DROITE

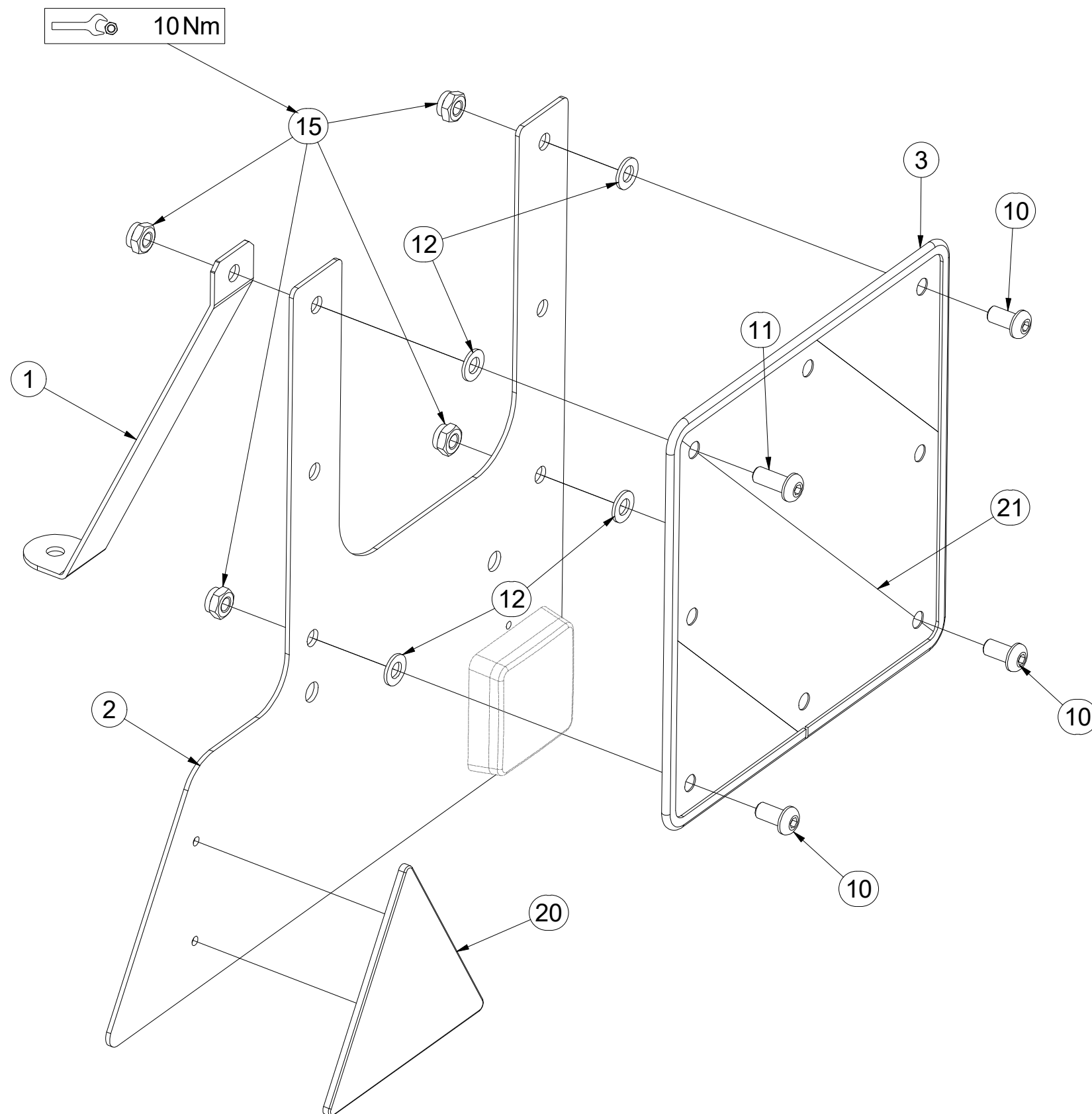
ⒼB RIGHT REAR DISC

ⒶU ЩИТОК ЗАДНИЙ ПРАВЫЙ

ⒶL TARCZA TYLNA PRAWA

**Farmet**

**3012400**



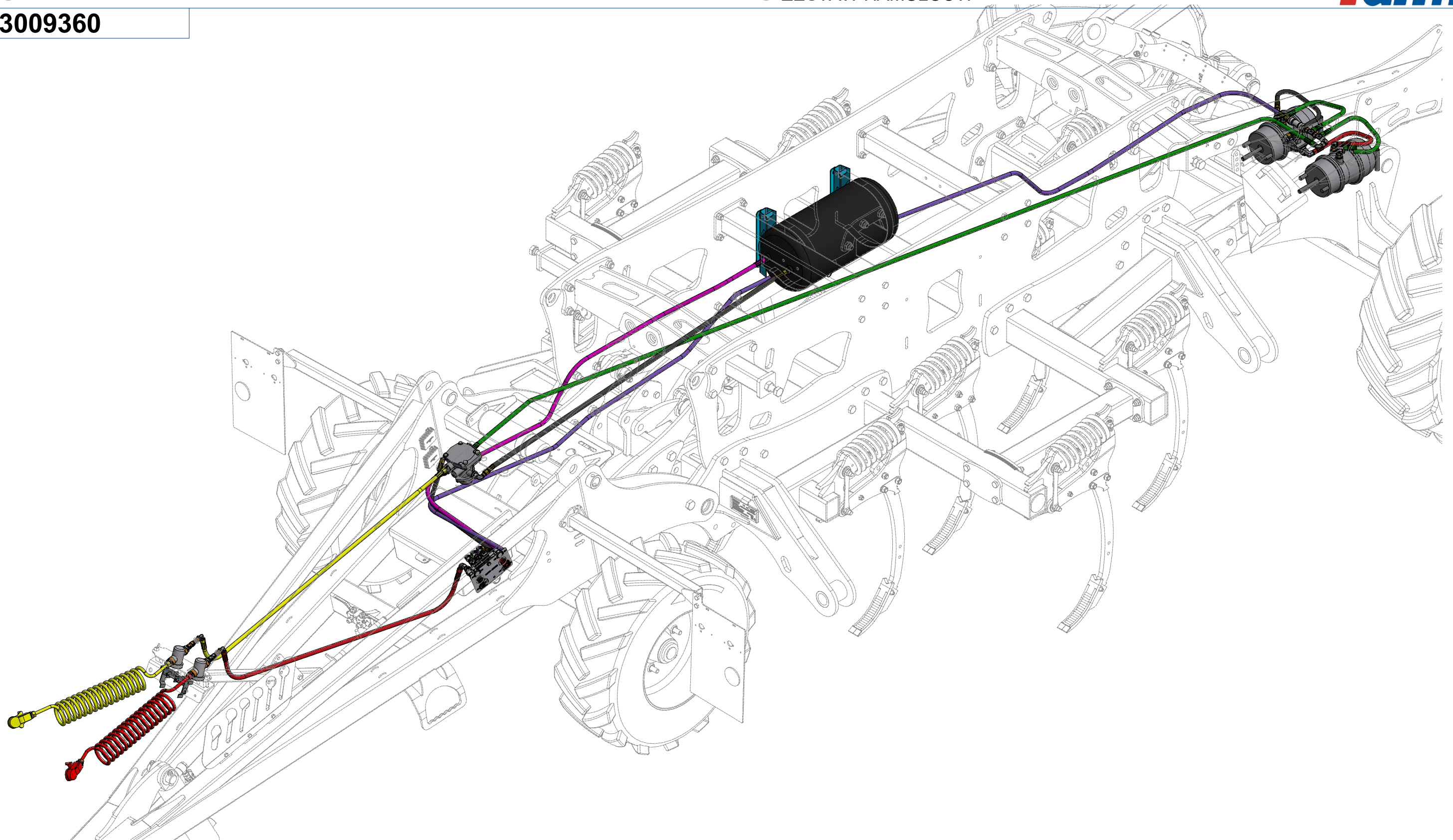
Pos.	Part Number	Pcs.
1	4019310	1
2	4024980	1
3	9005707	1
10	m16637	3
11	m16688	1
12	m01209	4
15	m03775	4
20	m02497	1
21	m18855	1



- ⒸZ SADA BRZD
- Ⓓ BREMSENSATZ
- Ⓕ KIT DE FREINS

**3009360**

- ⒸB SET OF BRAKES
- Ⓔ КОМПЛЕКТ ТОРМОЗОВ
- Ⓖ ZESTAW HAMULCÓW

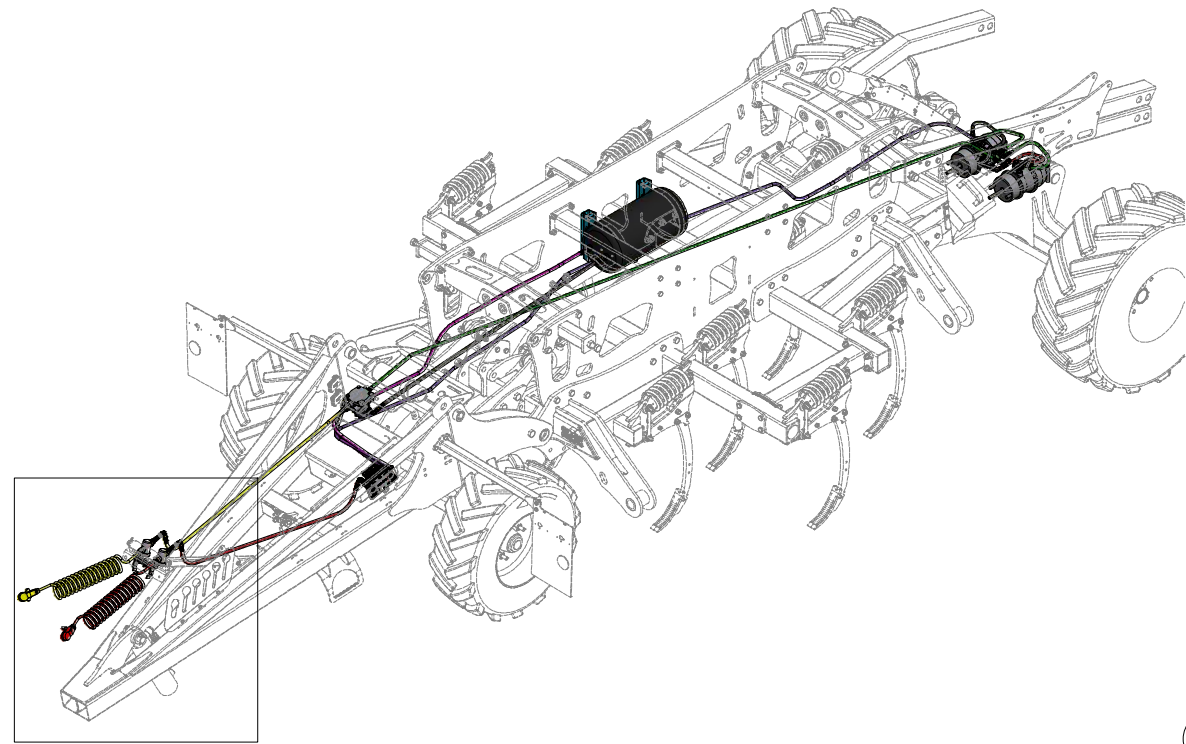


CZ SADA BRZD  
 D BREMSENSATZ  
 F KIT DE FREINS

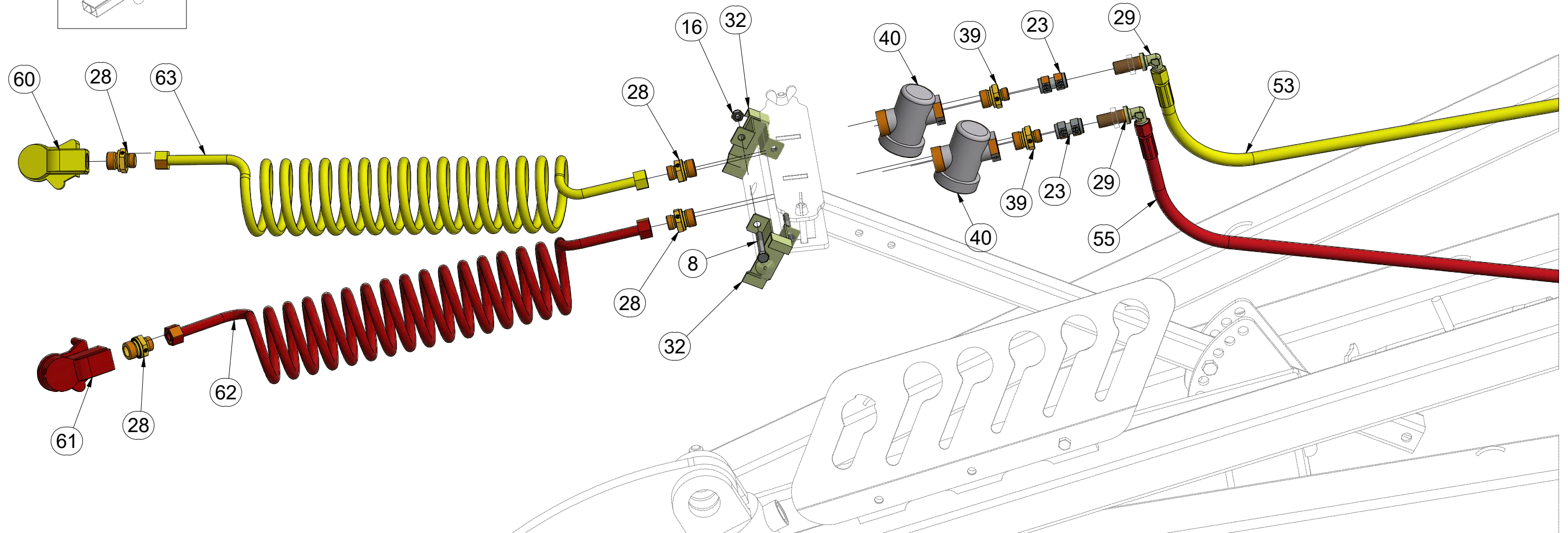
GB SET OF BRAKES  
 RU КОМПЛЕКТ ТОРМОЗОВ  
 PL ZESTAW HAMULCÓW



**3009360**



Pos.	Part Number	Pcs.	Pos.	Part Number	Pcs.
16	m04503	4	51	m19348	1
23	m05212	2	53	m19347	1
28	m08261	4	55	m10624	1
29	m08391	2	57	m11535	1
32	m09789	2	60	m11734	1
39	m09934	8	61	m11735	1
40	m11733	2	62	m09949	1
42	m17646	1	63	m09948	1



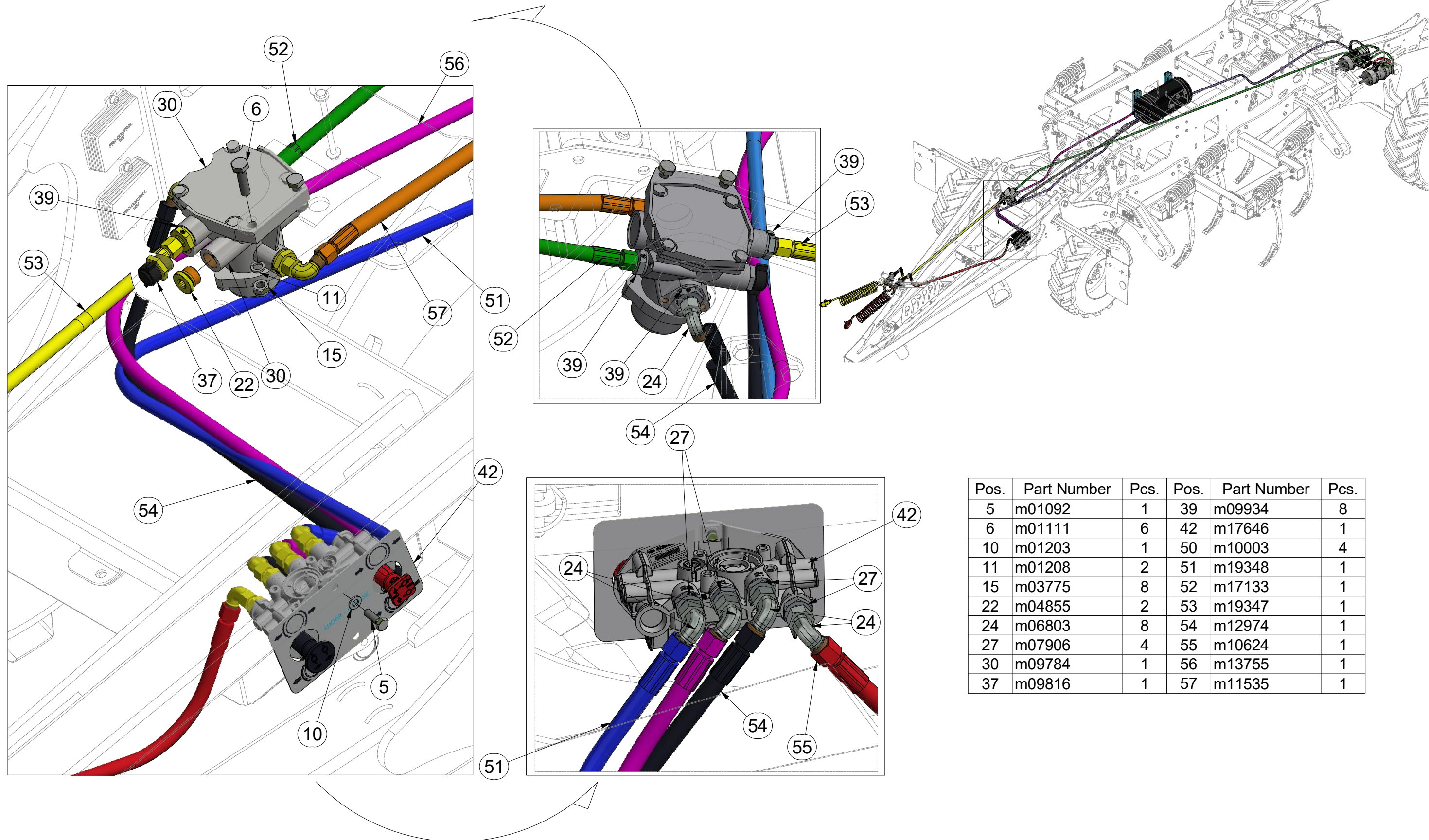


- Ⓒ SADA BRZD
- Ⓓ BREMENSENSATZ
- Ⓕ KIT DE FREINS

- Ⓖ SET OF BRAKES
- Ⓡ КОМПЛЕКТ ТОРМОЗОВ
- Ⓟ ZESTAW HAMULCÓW



**3009360**



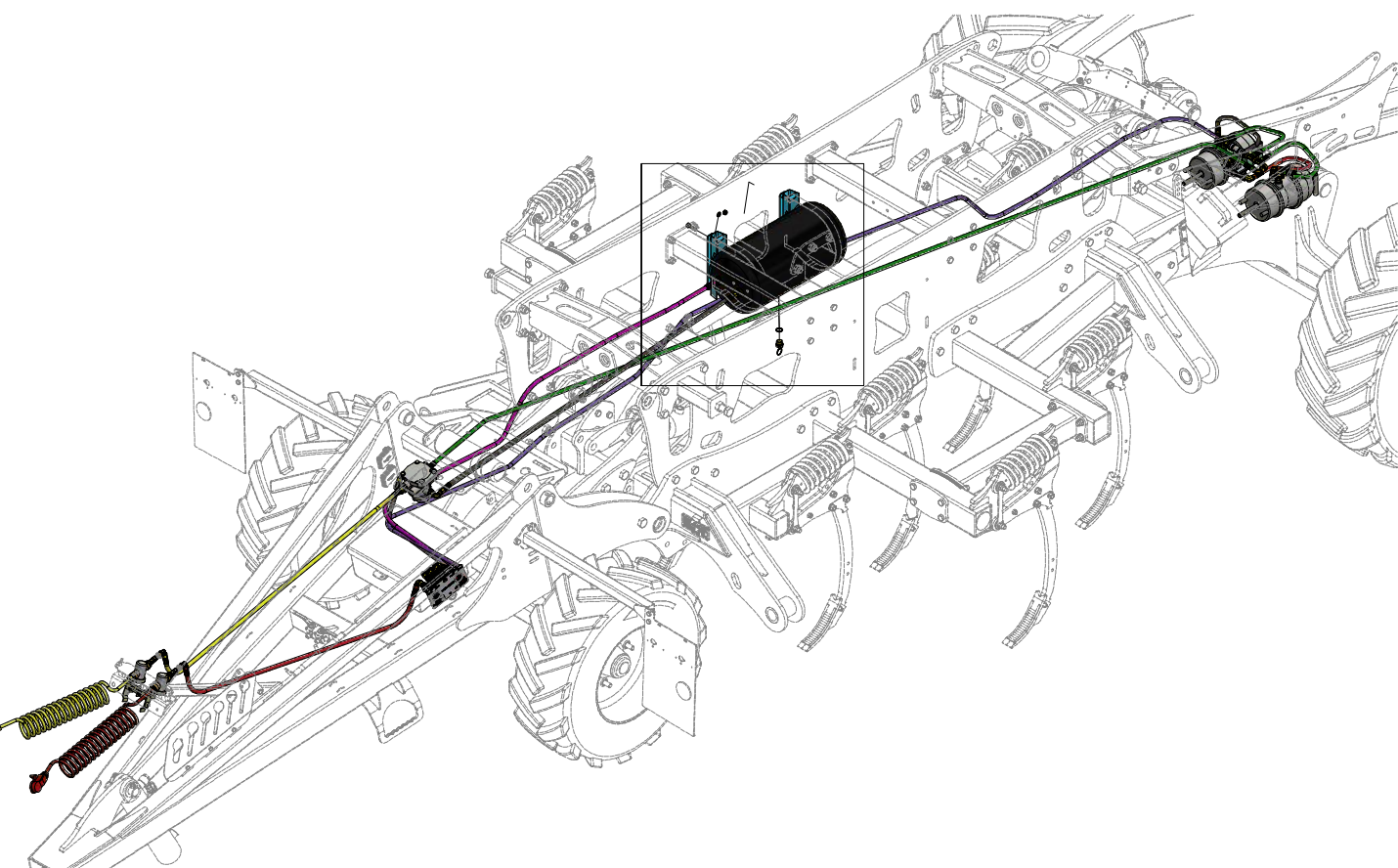
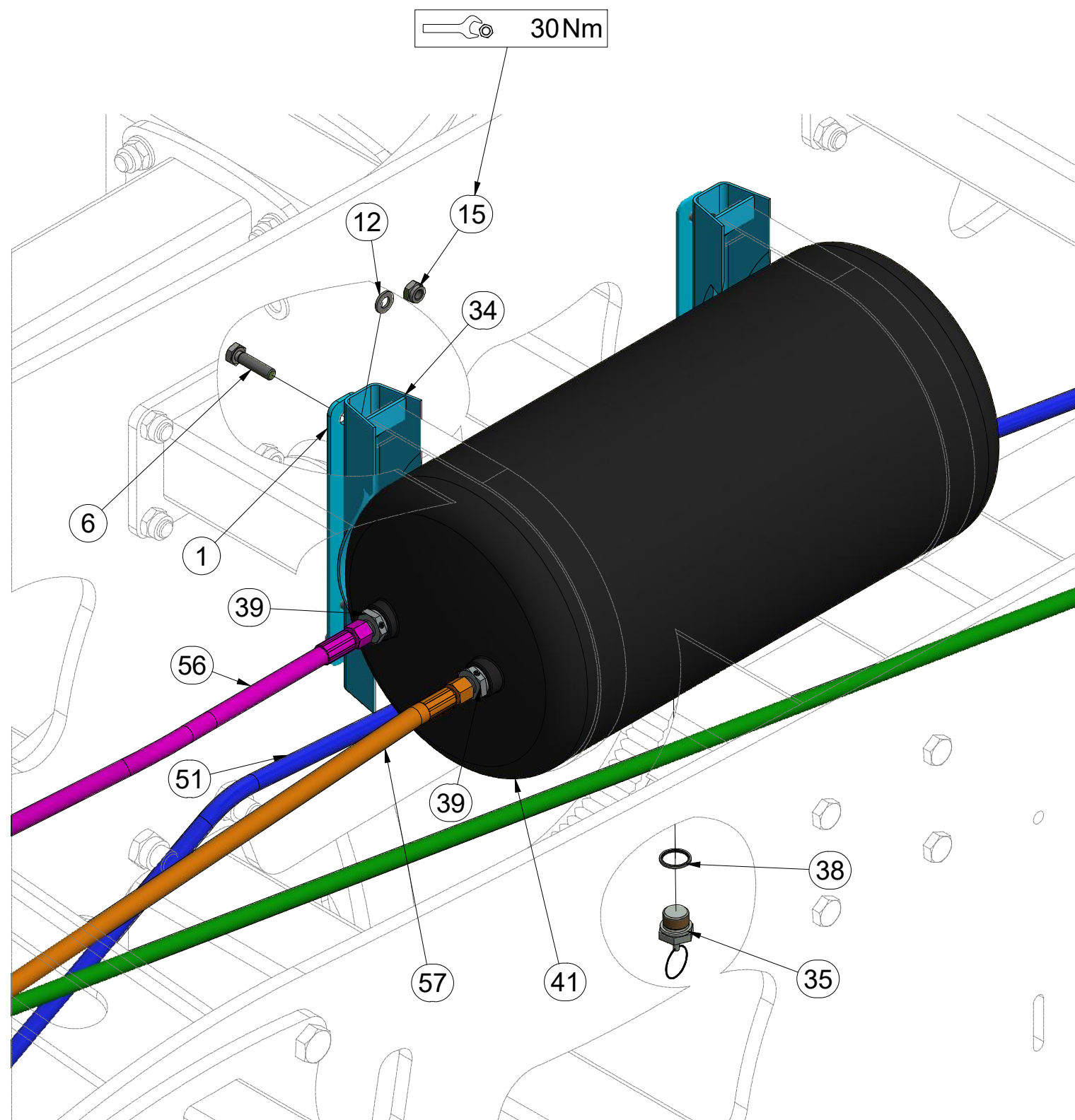
Pos.	Part Number	Pcs.	Pos.	Part Number	Pcs.
5	m01092	1	39	m09934	8
6	m01111	6	42	m17646	1
10	m01203	1	50	m10003	4
11	m01208	2	51	m19348	1
15	m03775	8	52	m17133	1
22	m04855	2	53	m19347	1
24	m06803	8	54	m12974	1
27	m07906	4	55	m10624	1
30	m09784	1	56	m13755	1
37	m09816	1	57	m11535	1

- Ⓒ SADA BRZD
- Ⓓ BREMENSENSATZ
- Ⓕ KIT DE FREINS

- Ⓖ SET OF BRAKES
- Ⓡ КОМПЛЕКТ ТОРМОЗОВ
- Ⓟ ZESTAW HAMULCÓW



**3009360**



Pos.	Part Number	Pcs.
1	4015310	2
6	m01111	6
12	m01209	6
15	m03775	8
34	m09796	2
35	m09797	1
38	m09818	3
39	m09934	8
41	m16553	1
51	m19348	1
56	m13755	1
57	m11535	1

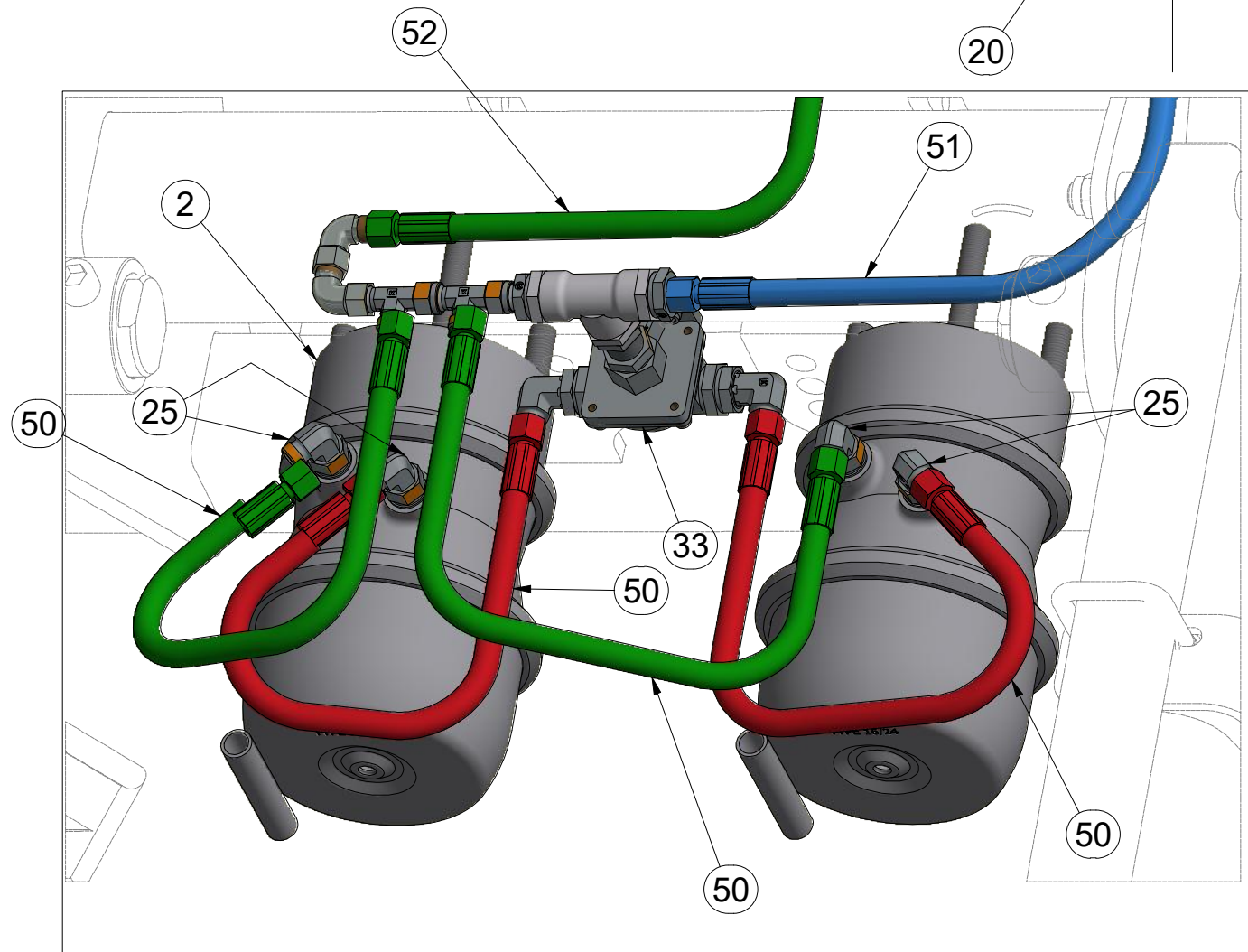
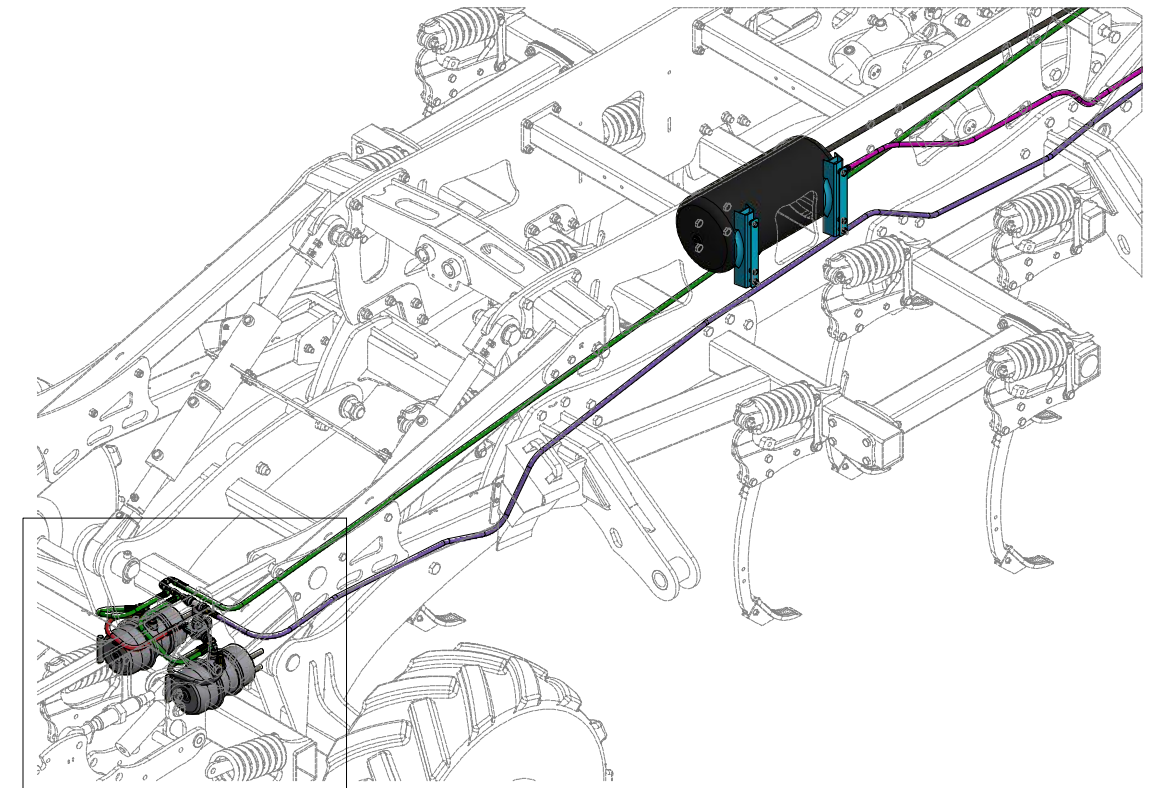
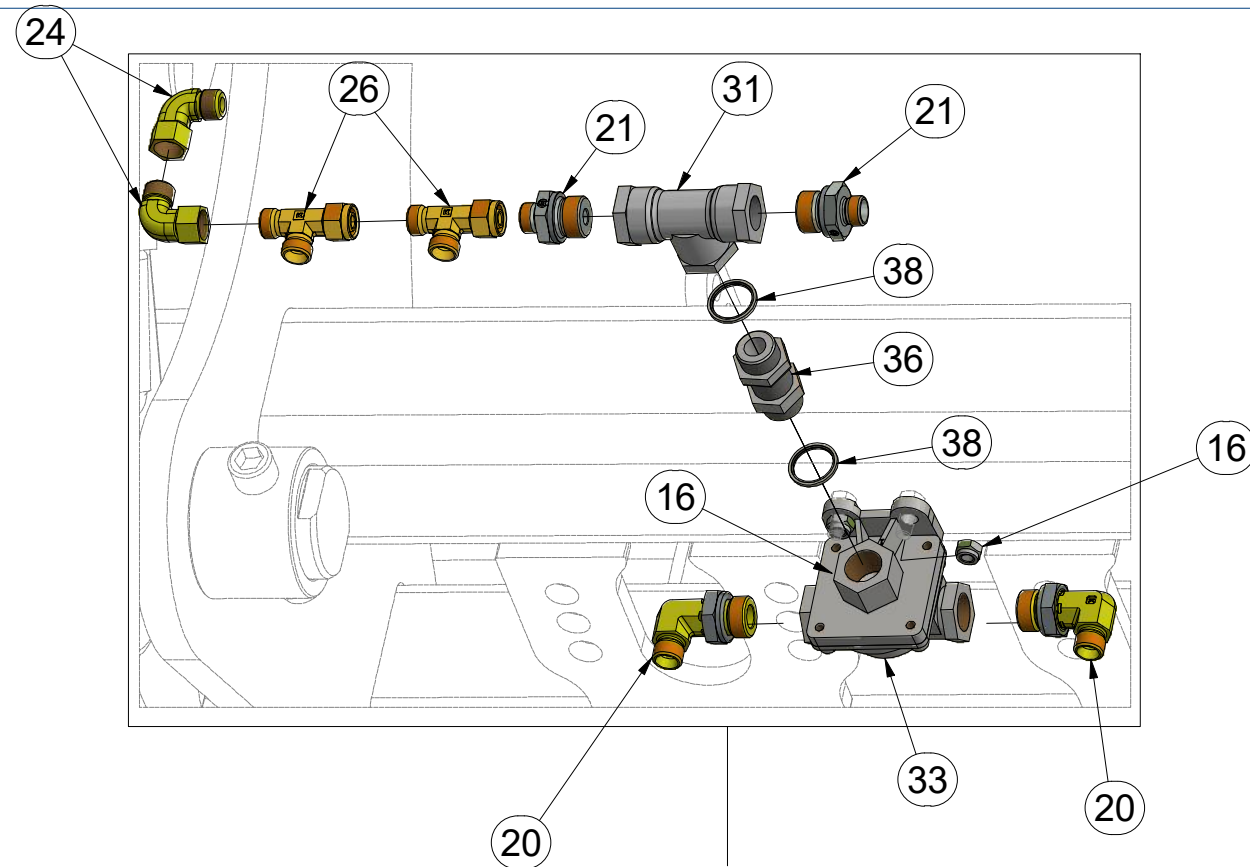


CZ SADA BRZD  
 D BREMSENSATZ  
 F KIT DE FREINS

GB SET OF BRAKES  
 RU КОМПЛЕКТ ТОРМОЗОВ  
 PL ZESTAW HAMULCÓW



**3009360**



Pos.	Part Number	Pcs.	Pos.	Part Number	Pcs.
2	4018952	2	31	m09785	1
8	m10593	2	33	m09791	1
16	m04503	4	36	m09810	1
20	m03890	2	38	m09818	3
21	m03925	2	50	m10003	4
24	m06803	8	51	m19348	1
25	m07483	4	52	m17133	1
26	m07568	2			

Ⓒ SVĚTELNÁ SADA

Ⓓ LEUCHTENSATZ

Ⓕ KIT LUMINEUX

Ⓖ LIGHTING SET

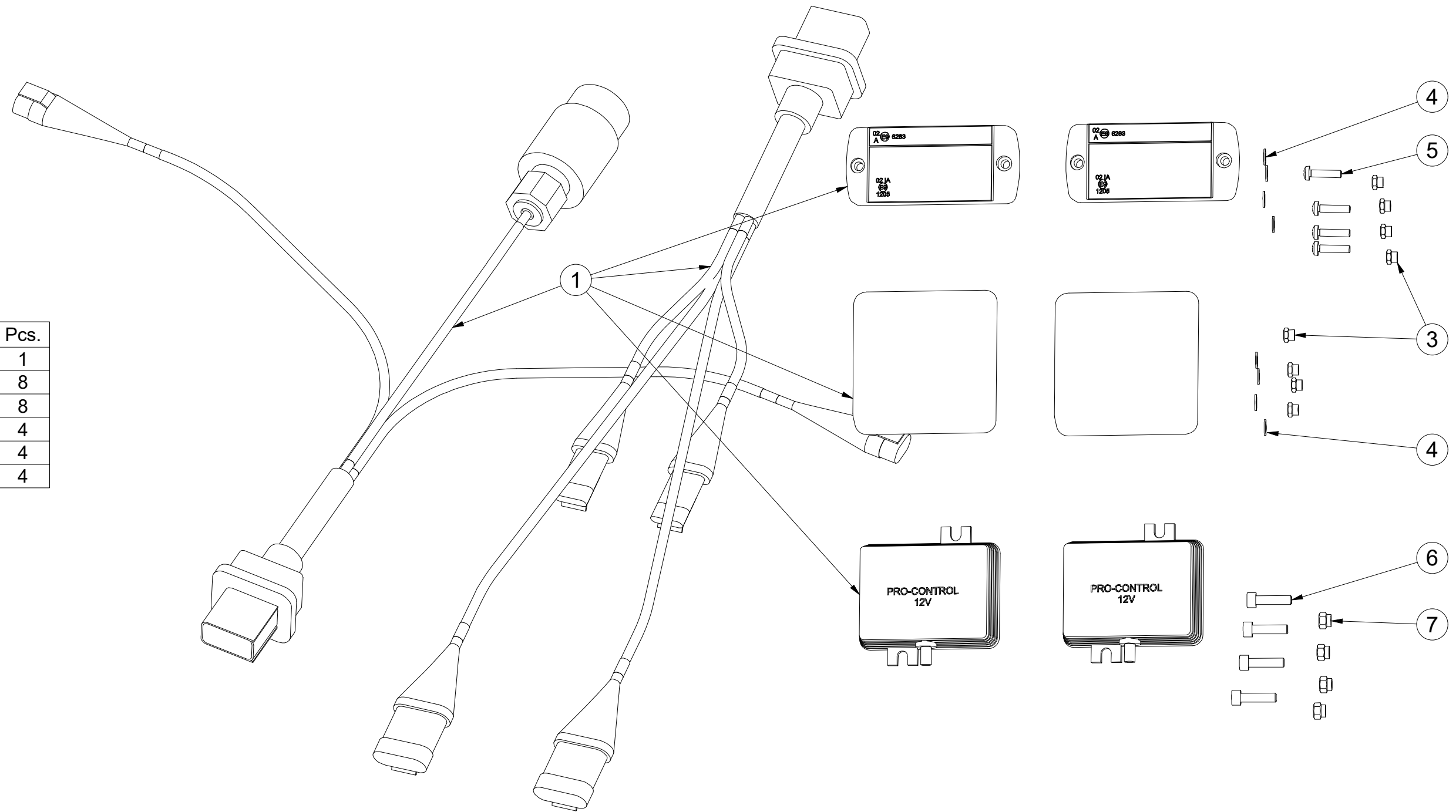
Ⓡ ОСВЕТИТЕЛЬНЫЙ КОМПЛЕКТ

Ⓢ ZESTAW OŚWIETLENIA



**3012926**

Pos.	Part Number	Pcs.
1	m19540	1
3	m05562	8
4	m05597	8
5	m15790	4
6	m10591	4
7	m06236	4



Ⓒ SVĚTELNÁ SADA

Ⓓ LEUCHTENSATZ

Ⓕ KIT LUMINEUX

Ⓖ LIGHTING SET

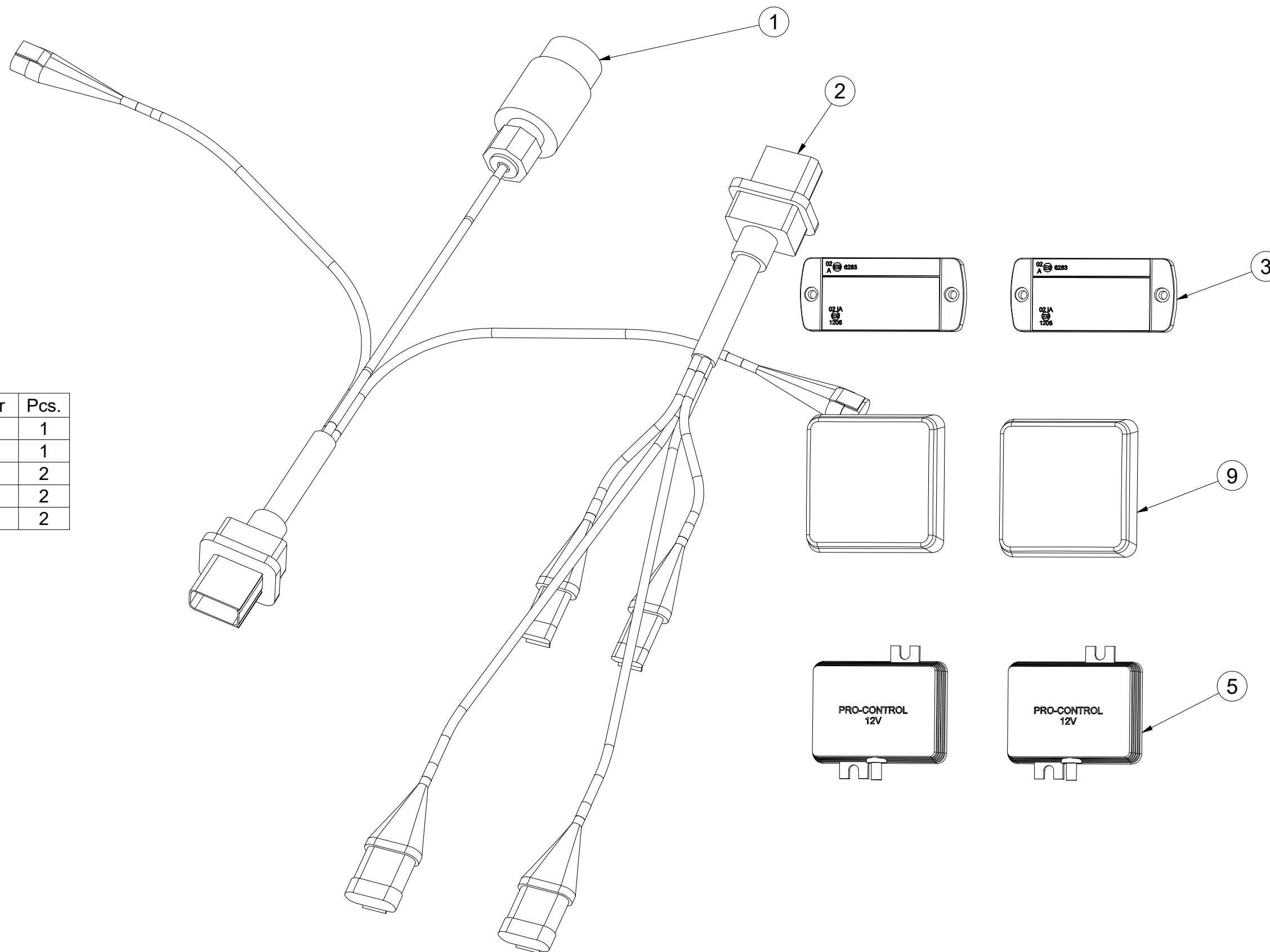
Ⓡ ОСВЕТИТЕЛЬНЫЙ КОМПЛЕКТ

Ⓟ ZESTAW OŚWIETLENIA



**m19540**

Pos.	Part Number	Pcs.
1	m14779	1
2	m14778	1
3	m14776	2
5	m14777	2
9	m19044	2





ⒸZ SOUPRAVA TĚSNIVA PÍSTNIC

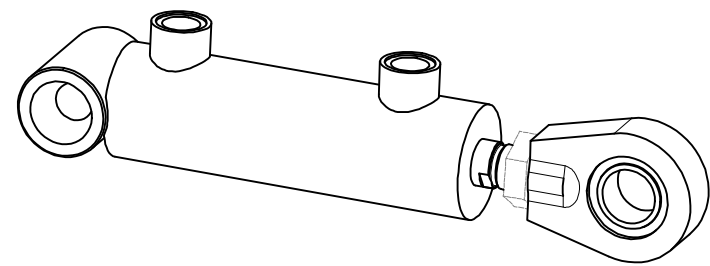
Ⓓ KOLBENSTANGENDICHTUNGSMITTELSATZ

Ⓕ SET DE GARNITURE DES TIGES DE PISTON


ⒼB SEALING SET FOR PISTON RODS

ⒺU КОМПЛЕКТ ПРОКЛАДОК ЦИЛИНДРОВ

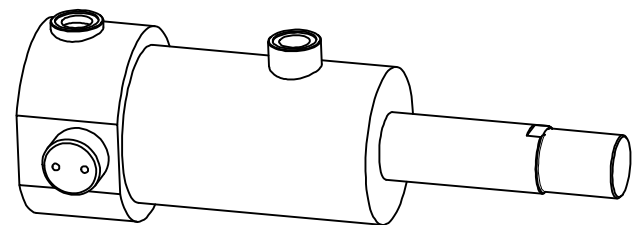
ⒼL ZESTAW USZCZELEK TRZPIENIA TŁOKA




5



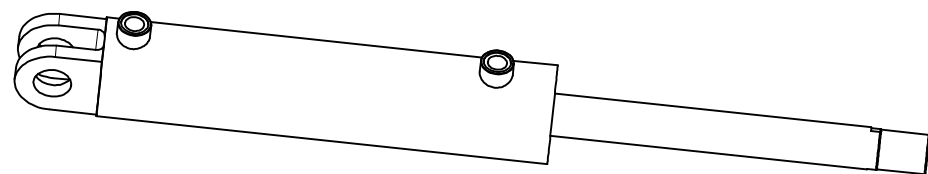
m14663 - Ø50/Ø25-100		
Pos	Part number	Pcs
1	m18378	8



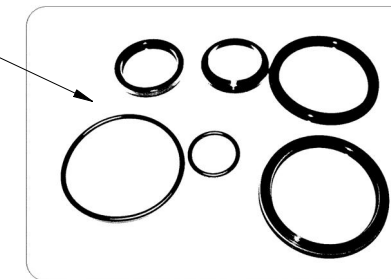
2



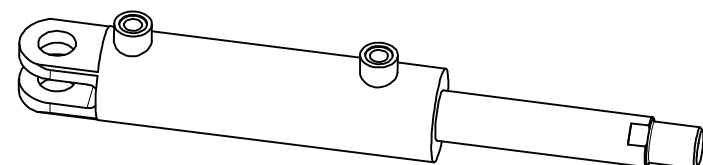
m14631 - Ø90/Ø45-094		
Pos	Part number	Pcs
2	m18380	4



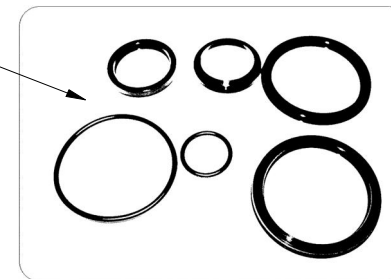
3



m14681 - Ø90/Ø45-335		
Pos	Part number	Pcs
3	m18377	1



4



m14664 - Ø63/Ø40-150		
Pos	Part number	Pcs
4	m15372	3

ⒸZ SOUPRAVA TĚSNIVA PÍSTNIC

Ⓓ KOLBENSTANGENDICHTUNGSMITTELSATZ

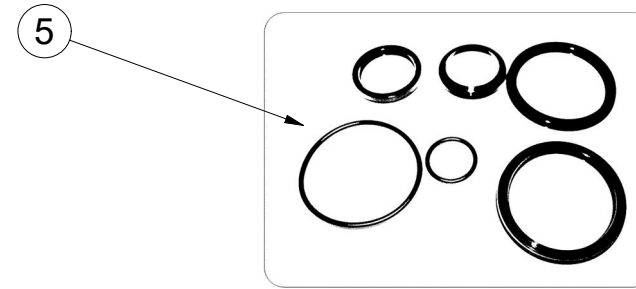
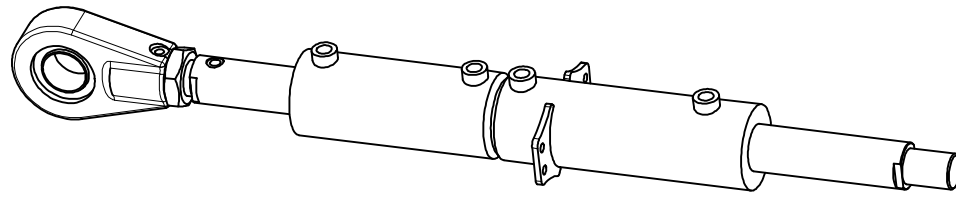
Ⓕ SET DE GARNITURE DES TIGES DE PISTON

ⒼB SEALING SET FOR PISTON RODS

ⒺU КОМПЛЕКТ ПРОКЛАДОК ЦИЛИНДРОВ

ⒺL ZESTAW USZCZELEK TRZPIENIA TŁOKA

**Farmet**



m16449 - Ø100/Ø63-95		
Pos	Part number	Pcs
5	m18382	2

- Ⓒ UTAHOVACÍ MOMENTY ŠROUBŮ  
 Ⓓ ANZUGMOMENTE VON SCHRAUBEN  
 Ⓕ COUPLES DE SERRAGE DES VIS

- Ⓒ SCREW TIGHTENING TORQUE  
 Ⓓ МОМЕНТЫ ЗАЖАТИЯ БОЛТОВ  
 Ⓕ MOMENTY DOKRĘCANIA ŚRUB



P		5.8	8.8	10.9	12.9	Z	
D	R	Mu	Mu	Mu	Mu	DIN 7991	ISO 10642
mm	mm	Nm	Nm	Nm	Nm	Nm	Nm
M6	1	6	9	13	15	7,2	7,9
M8	1,25	14	22	32	38	17	19
M10	1,5	29	44	64	75	35	38
M12	1,75	49	76	111	130	58	65
M14	2	79	120	176	206	93	100
M16	2	123	188	276	323	144	158
M18	2,5	169	257	378	443	-	220
M20	2,5	239	365	536	628	-	310
M22	2,5	329	529	738	864	-	420
M24	3	413	629	924	1082	-	530
M27	3	613	934	1372	1606	-	-
M30	3,5	832	1267	1862	2179	-	-
M33	3,5	1130	1723	2530	2961	-	-
M36	4	1451	2210	3246	3799	-	-
M39	4	1885	2872	4217	4936	-	-
M42	4,5	2322	3538	5196	6080	-	-
M45	4,5	2909	4433	6511	7619	-	-
M48	5	3513	535	7862	9200	-	-
M52	5	4524	6895	10123	11849	-	-
M56	5,5	5636	8589	12614	14761	-	-

- Mu - Ⓒ UTAHOVACÍ MOMENT  
 Ⓓ ANZUGMOMENTE  
 Ⓕ COUPLE DE SERRAGE  
 Ⓒ TIGHTENING TORQUE  
 Ⓓ МОМЕНТ ЗАЖАТИЯ  
 Ⓕ MOMENT DOKRĘCANIA
- D - Ⓒ JMENOVITÝ PRŮMĚR  
 Ⓓ NENNDURCHMESSER  
 Ⓕ DIAMETRE NOMINAL  
 Ⓒ NOMINAL DIAMETER  
 Ⓓ НОМИНАЛЬНЫЙ ДИАМЕТР  
 Ⓕ ŚREDNICA NOMINALNA
- R - Ⓒ ROZTEČ ZÁVITU - STOUPÁNÍ  
 Ⓓ GEWINDESTEIGUNG  
 Ⓕ PAS DE FILET - PAS  
 Ⓒ SCREW PITCH – LEAD  
 Ⓓ ШАГ РЕЗЬБЫ  
 Ⓕ ROZSTAW GWINTU - SKOKI
- P - Ⓒ PEVNOST  
 Ⓓ FESTIGKEIT  
 Ⓕ RÉSISTANCE  
 Ⓒ STRENGTH  
 Ⓓ ПРОЧНОСТЬ  
 Ⓕ WYTRZYMA OŚĆ
- Z - Ⓒ ZÁPUSTNÉ ŠROUBY  
 Ⓓ SENKKOPFSCHRAUBEN  
 Ⓕ VIS A TETE FRAISEE  
 Ⓒ COUNTERSUNK SCREWS  
 Ⓓ БОЛТЫ С УТОПЛЕННОЙ ГОЛОВКОЙ  
 Ⓕ ŚRUBY Z ŁBEM STOŻKOWYM PŁASKIM

- Ⓒ Hodnoty momentů jsou poníženy o -10% oproti tabulkovým hodnotám. Šroubové spoje utahujte dle vyznačeného utahovacího momentu v dokumentaci. Pokud není utahovací moment v dokumentaci vyznačen, utahujte dle obecné tabulky. Pokud je v dokumentaci definován spoj šroubu a matice o různých pevnostech, vždy utahujte na moment komponenty nižší.
- Ⓓ Die Werte der Anzugsmomente sind um 10 % gegenüber den Tabellenwerten verringert. Ziehen Sie die Schraubverbindungen gemäß dem in der Dokumentation festgeschriebenen Anzugsmoment an. Sofern das Anzugsmoment nicht in der Dokumentation aufgeführt ist, ziehen Sie sie gemäß der allgemeinen Tabelle an. Wenn in der Dokumentation eine Verbindung von Schraube und Mutter mit verschiedene Festigkeiten definiert ist, wird immer mit dem Moment des Bauteils mit der geringeren Festigkeit angezogen.
- Ⓕ Les valeurs des couples de serrage sont baissées de 10% par rapport aux valeurs de tableau. Serrez les raccords à vis selon le couple de serrage indiqué dans les documents. Si le couple de serrage n'est pas indiqué dans les documents, serrez selon le tableau général. Si les documents définissent un assemblage par boulon de diverses résistances, serrez toujours au moment de la composante avec résistance inférieure.
- Ⓒ The torque values are reduced by 10% compared to the table values. Tighten the screw joints according to the tightening torque stated in the documentation. If the tightening torque is not stated in the documentation, tighten according to the general table. If there is a joint with a screw and a nut at different strengths in the documentation, always tighten to the torque of the component with lower strength.
- Ⓓ Значения моментов затяжки уменьшены на 10% по сравнению с данными в таблице. Резьбовые соединения зажимайте с установленным в документации моментом зажатия. Если в документации не указан момент зажатия, то зажимайте по действующей в общем таблице. Если в документации установлено соединение из болта и гайки различной прочности, всегда зажимайте с моментом для компонента с меньшей прочностью.
- Ⓕ Wartości momentów dokręcania są obniżone o 10% w stosunku do wartości z tabeli. Połączenia śrubowe należy dokręcać zgodnie z momentem obrotowym w dokumentacji. Jeśli w dokumentacji nie ma podanego momentu obrotowego, należy dokręcać zgodnie z ogólną tabelą. Jeśli w dokumentacji zdefiniowane jest połączenie ze śrubą nakrętką różnych wytrzymałościach, zawsze należy dokręcać zachowując moment dokręcania komponentu z niższą wytrzymałością.



- Ⓒ UTAHOVACÍ MOMENTY ŠROUBŮ  
 Ⓓ ANZUGMOMENTE VON SCHRAUBEN  
 Ⓕ COUPLES DE SERRAGE DES VIS

- Ⓖ SCREW TIGHTENING TORQUE  
 Ⓡ MOMENTЫ ЗАЖАТИЯ БОЛТОВ  
 Ⓟ MOMENTY DOKRĘCANIA ŚRUB



- Ⓒ **OBECNÝ PŘEDPIS UTAHOVÁNÍ ZAJIŠTĚNÍ ČEPOVÝCH SPOJŮ:**  
 Ⓓ **ALLGEMEINE VORSCHRIFT FÜR DAS ANZIEHEN VON BOLZENVERBINDUNGEN:**  
 Ⓕ **CONSIGNE GENERALE POUR LE SERRAGE DES ARTICULATIONS CYLINDRIQUES:**  
 Ⓖ **GENERAL INSTRUCTION FOR TIGHTENING THE SECURING OF PIN JOINTS:**  
 Ⓡ **ОБЩЕЕ ОПИСАНИЕ ЗАЖАТИЯ ПРЕДОХРАНЕНИЯ СОЕДИНЕНИЙ ПАЛЬЦАМИ:**  
 Ⓟ **OGÓLNE ZASADY DOKRĘCANIA ZABEZPIECZENIA POŁĄCZEŃ CZOPEM:**



**X**

M8, M10, M12

M14

**M**

09-15Nm

15-25Nm

- X - Ⓒ ROZMĚR ŠROUBU  
 Ⓓ SCHRAUBENGRÖSSE  
 Ⓕ DIMENSIONS DE LA VIS

- Ⓖ BOLT DIMENSION  
 Ⓡ РАЗМЕР БОЛТА  
 Ⓟ ROZMIAR ŚRUBY

- M - Ⓒ ORIENTAČNÍ MOMENT  
 Ⓓ ANZUGSMOMENT  
 Ⓕ COUPLE D'ORIENTATION

- Ⓖ ORIENTATION TORQUE  
 Ⓡ ОРИЕНТАЦИОННЫЙ МОМЕНТ  
 Ⓟ ORIENTACYJNY MOMENT

- Ⓒ Tyto spoje není nutné ověřovat kontrolou momentovým klíčem = stačí vizuálně kontrolovat sešroubování.  
 Ⓓ Diese Verbindungen müssen nicht mit einem Drehmomentschlüssel überprüft werden = es genügt, die Verschraubung visuell zu kontrollieren.  
 Ⓕ Il n'est pas nécessaire de contrôler le serrage à l'aide d'une clé dynamométrique = un contrôle visuel de l'assemblage suffit.  
 Ⓖ These joints do not have to be verified by checking with a torque wrench = visual inspection of bolting is sufficient.  
 Ⓡ Эти соединения не нужно контролировать динамометрическим ключом = достаточно визуально проверять прикручивание.  
 Ⓟ Nie trzeba sprawdzać tych połączeń kluczem dynamometrycznym = wystarczy wizualnie skontrolować dokręcenie.