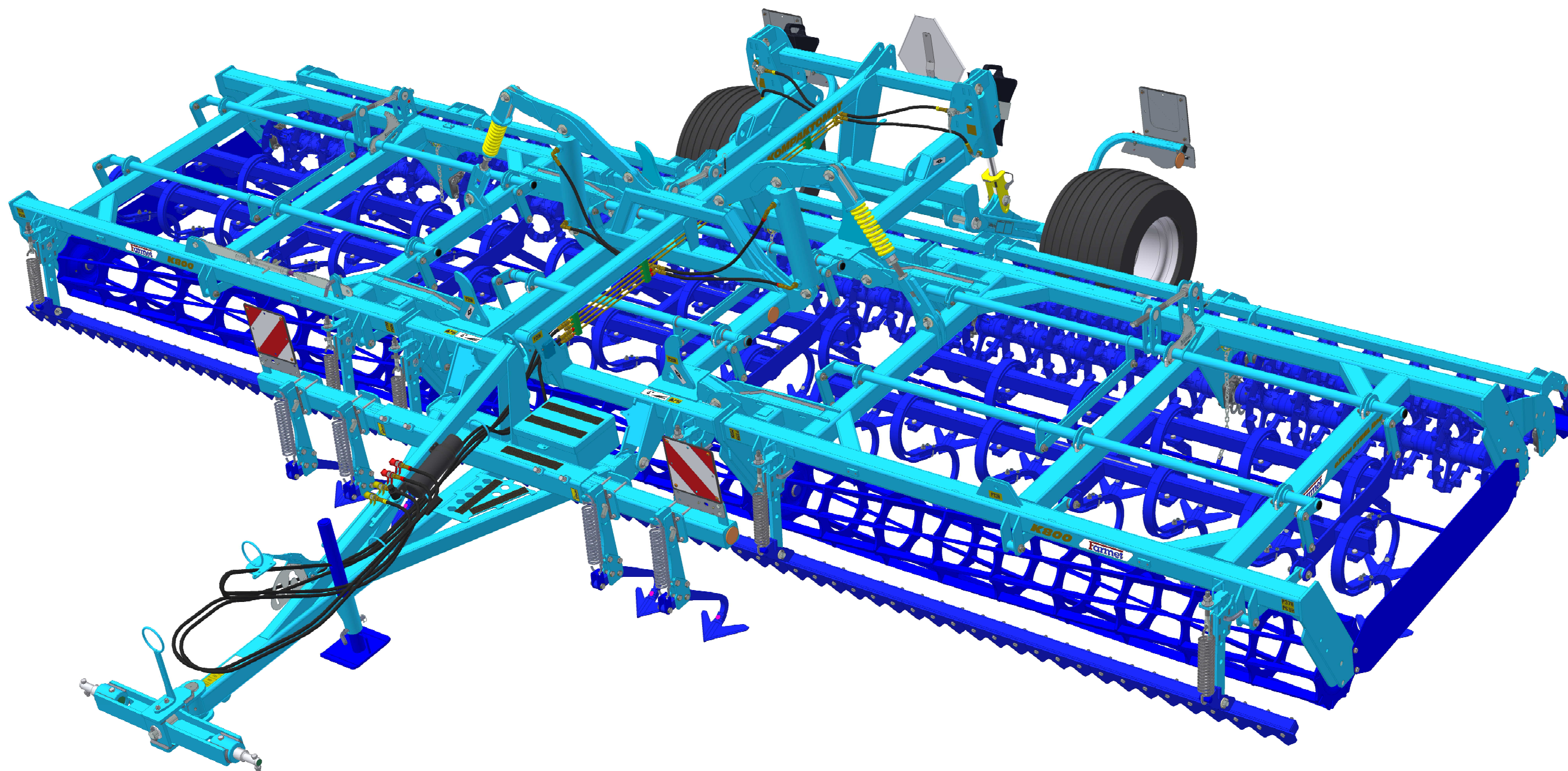


*The effective technology*

# Farmet®

Ⓒ KATALOG NÁHRADNÍCH DÍLŮ Ⓖ CATALOGUE OF SPARE PARTS Ⓓ ERSATZTEILLISTE  
Ⓡ КАТАЛОГ ЗАПАСНЫХ ЧАСТЕЙ Ⓣ CATALOGUE DES PIÈCES DE RECHANGE Ⓟ KATALOG CZĘŚCI ZAMIENNYCH

# КОМПАКТОМАТ K800PS



Ⓒ Platnost pro vrcholové | výrobní číslo stroje Ⓖ Validity for the top | serial number of the machine  
Ⓓ Gültigkeit für die Haupt- | Herstellungsnummer der Maschine Ⓡ Действительно для главного | заводского номера машины  
Ⓣ Validité du numéro de référence | de série de la machine Ⓟ Obowiązuje dla numeru głównego | seryjnego maszyny

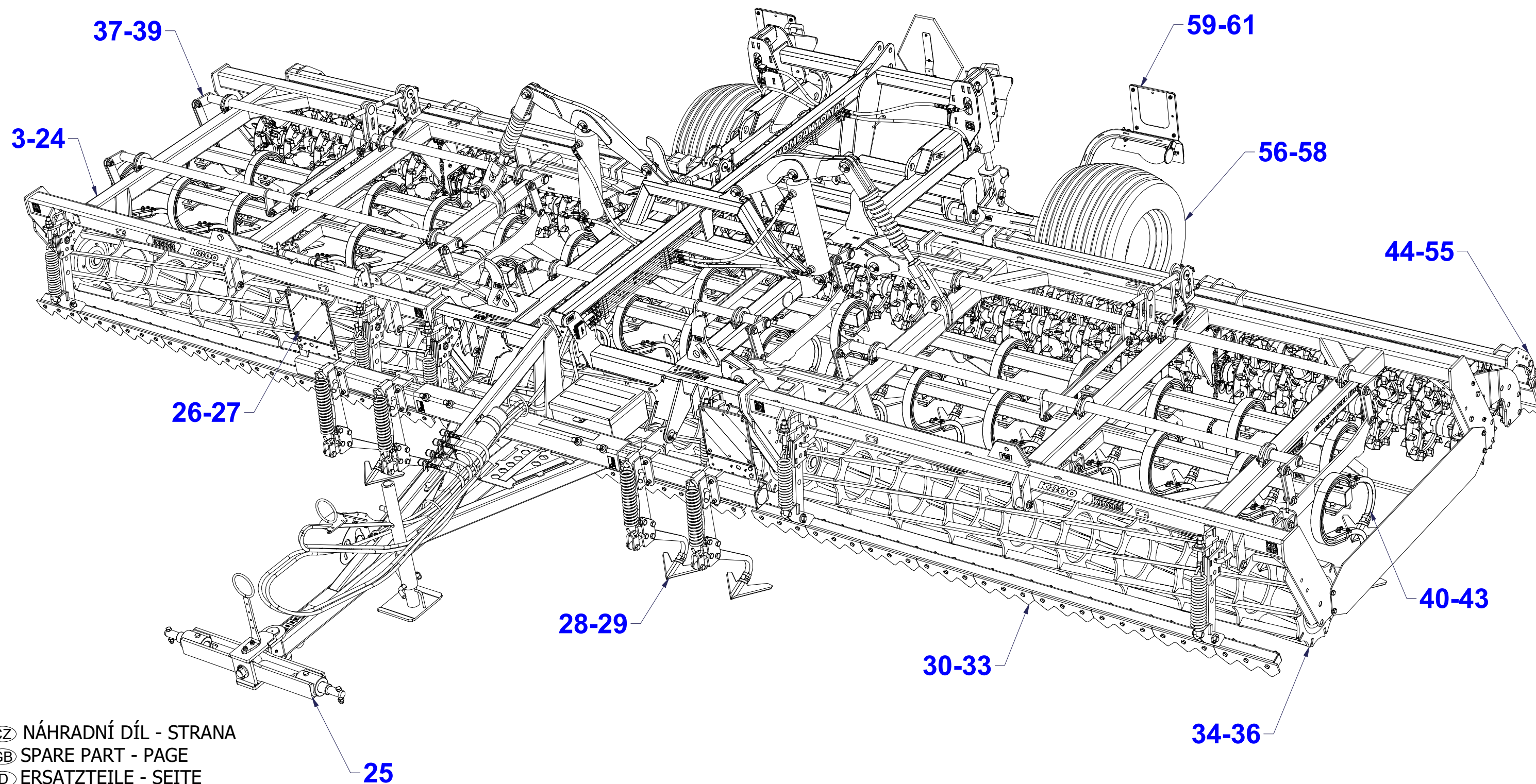
**9333305 | 2019/1007**

Farmet a. s.  
Jiřinková 276  
552 03 Česká Skalice, CZ

telefon: +420 491 450 111  
fax: +420 491 450 136  
GSM: +420 774 715 738

IČ: 46504931  
DIČ: CZ46504931

web: [www.farmet.cz](http://www.farmet.cz)  
e-mail: [farmet@farmet.cz](mailto:farmet@farmet.cz)



Ⓒ POLOTOVAR STROJE

Ⓓ MASCHINEN-HALBFABRIKAT

Ⓕ MACHINE - SEMI-PRODUIT

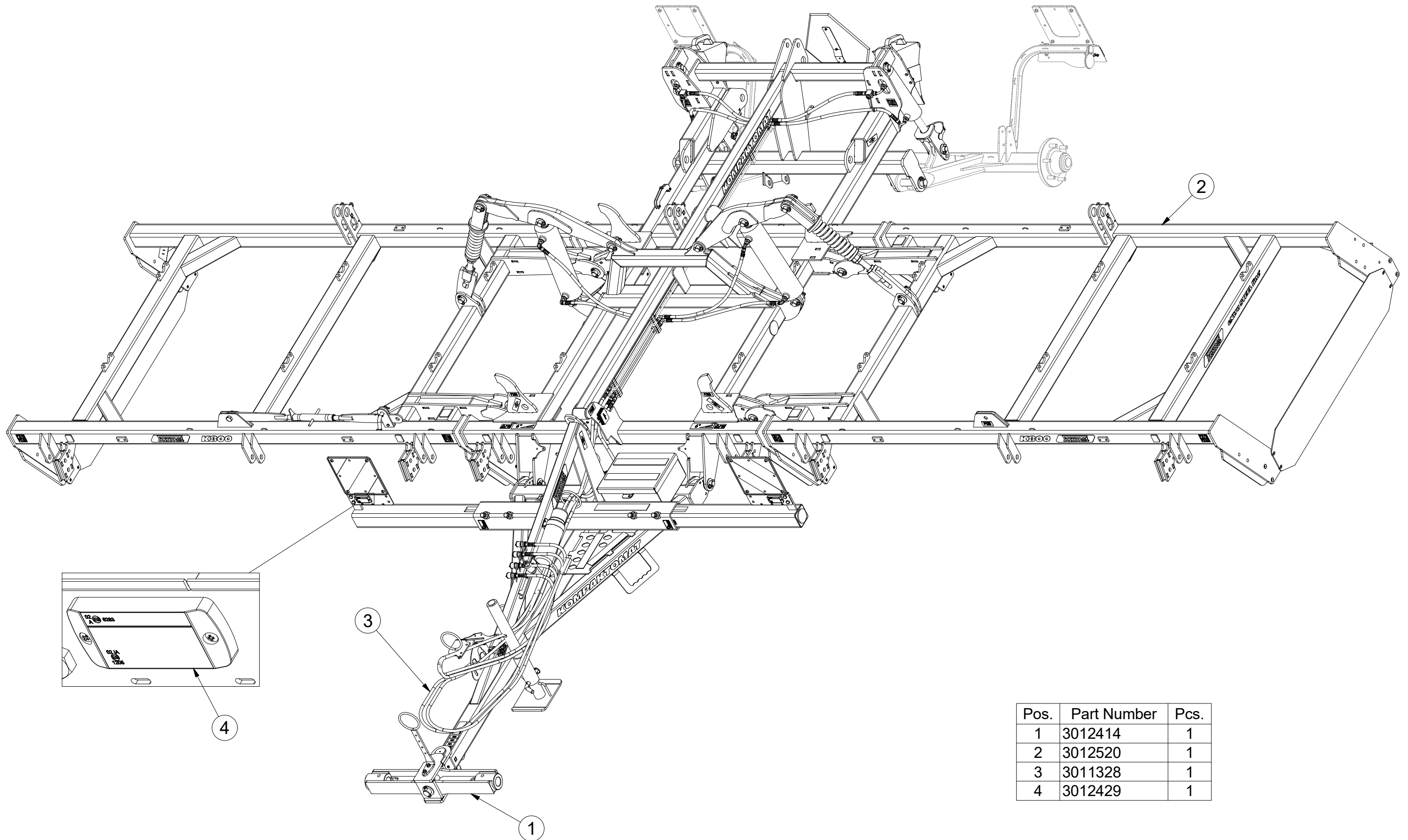
Ⓖ SEMIFINISHED MACHINE

Ⓡ ПОЛУФАБРИКАТ МАШИНЫ

Ⓢ PÓŁFABRYKAT MASZYN



**3012671**



Pos.	Part Number	Pcs.
1	3012414	1
2	3012520	1
3	3011328	1
4	3012429	1

☉ POLOTOVAR STROJE

☉ MASCHINEN-HALBFABRIKAT

☉ MACHINE - SEMI-PRODUIT

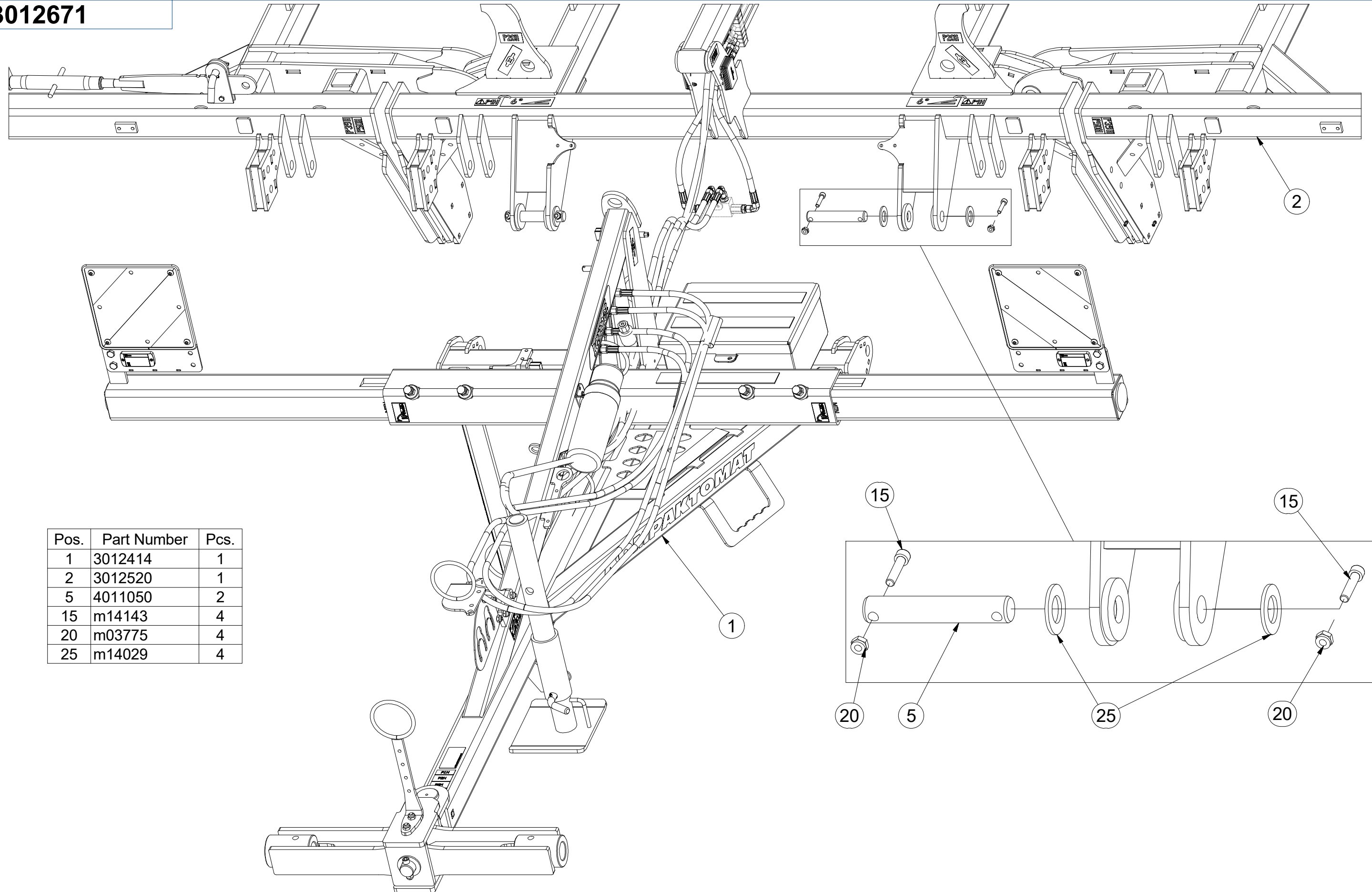
☉ SEMIFINISHED MACHINE

☉ ПОЛУФАБРИКАТ МАШИНЫ

☉ PÓŁFABRYKAT MASZYNY



**3012671**



Pos.	Part Number	Pcs.
1	3012414	1
2	3012520	1
5	4011050	2
15	m14143	4
20	m03775	4
25	m14029	4

Ⓒ POLOTOVAR STROJE

Ⓓ MASCHINEN-HALBFABRIKAT

Ⓕ MACHINE - SEMI-PRODUIT

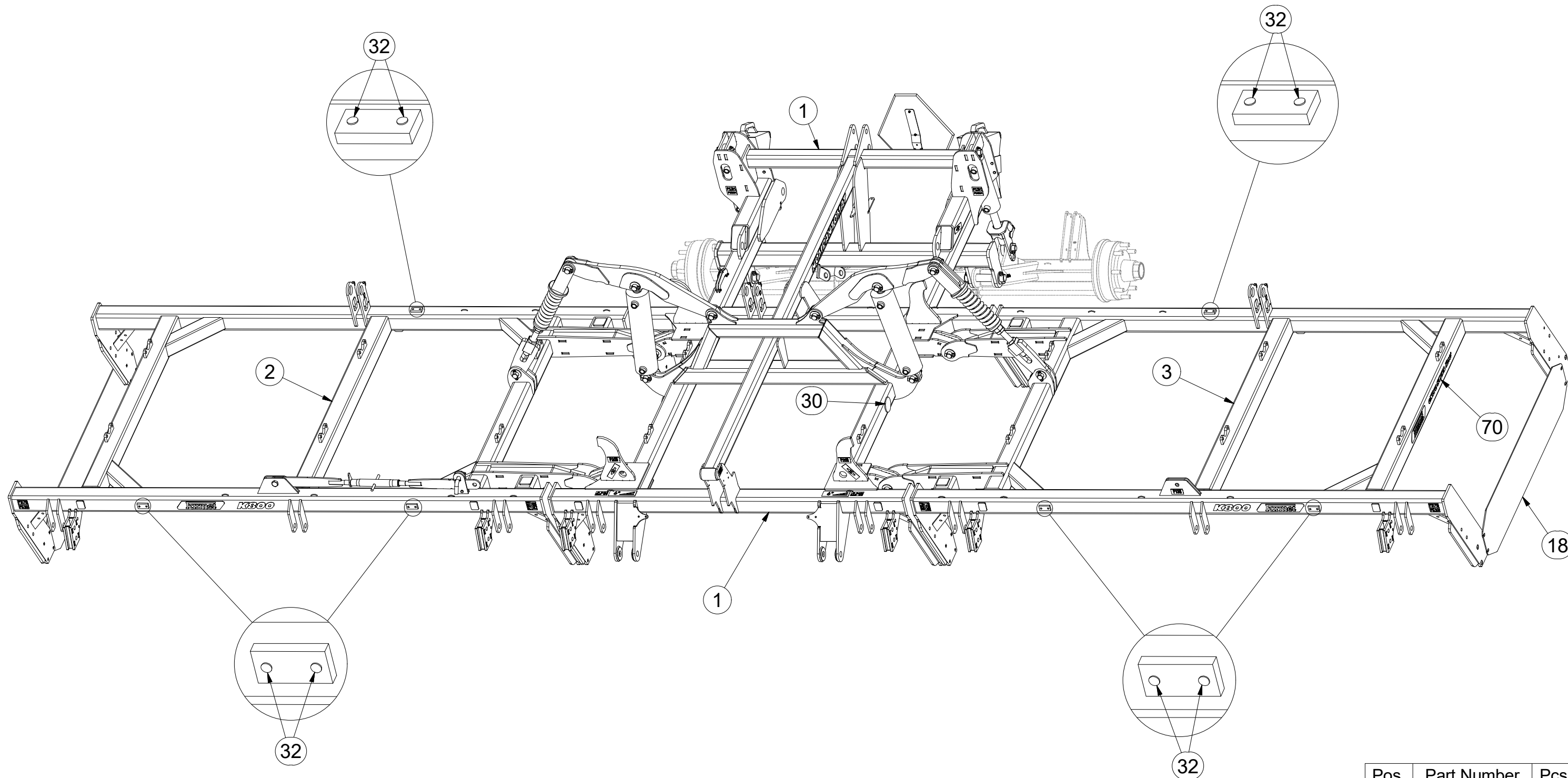
Ⓖ SEMIFINISHED MACHINE

Ⓡ ПОЛУФАБРИКАТ МАШИНЫ

Ⓟ PÓLFABRYKAT MASZYN



3012520



Pos.	Part Number	Pcs.
1	2001191	1
2	6000465	1
3	6000466	1
18	4005373	2
30	m02579	2
32	m11099	16
70	m19079	1

Ⓒ POLOTOVAR STROJE

Ⓓ MASCHINEN-HALBFABRIKAT

Ⓕ MACHINE - SEMI-PRODUIT

Ⓖ SEMIFINISHED MACHINE

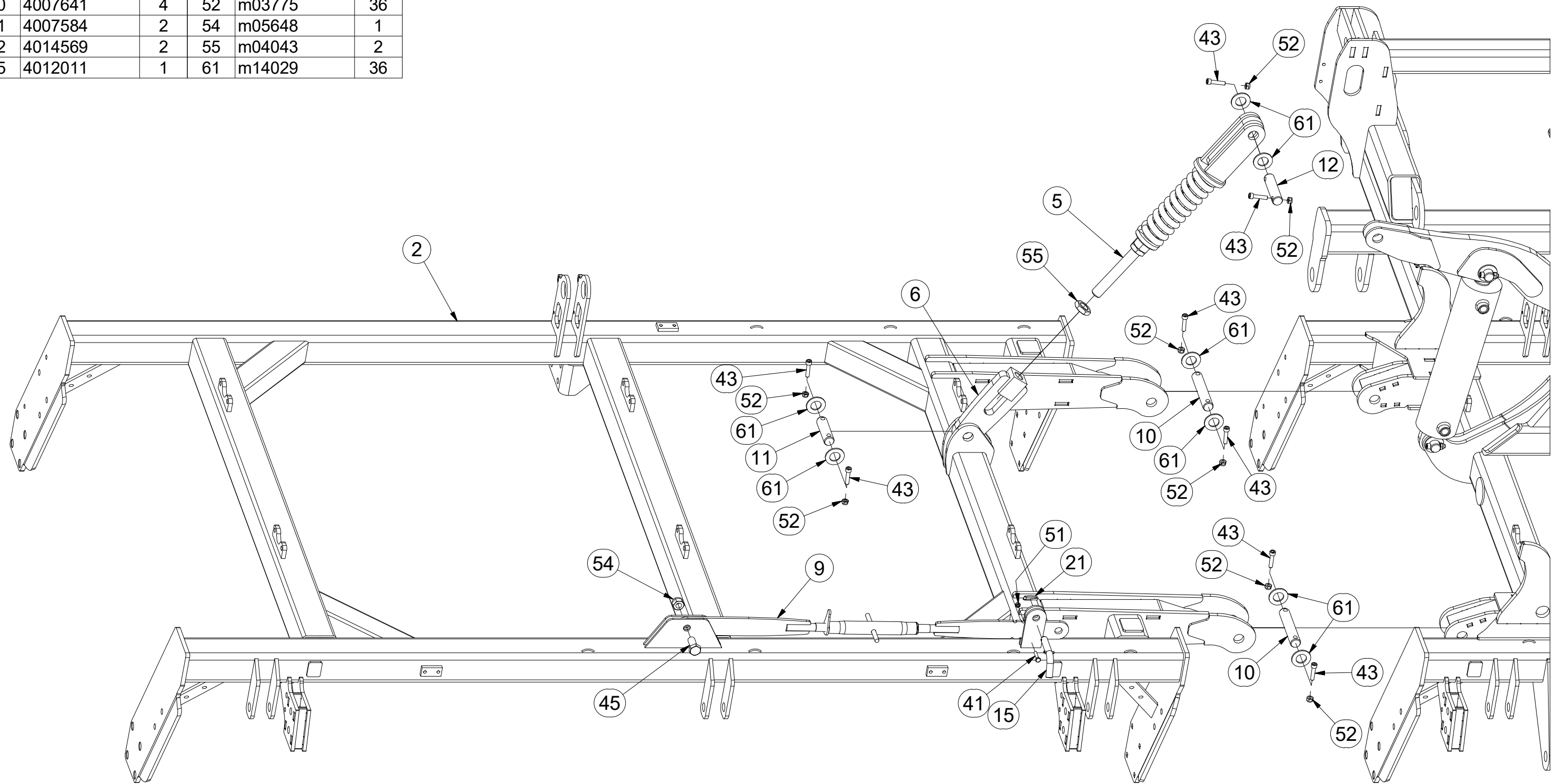
Ⓡ ПОЛУФАБРИКАТ МАШИНЫ

Ⓟ PÓLFABRYKAT MASZYN



**3012520**

Pos.	Part Number	Pcs.	Pos.	Part Number	Pcs.
1	2001191	1	21	m10454	1
2	6000465	1	41	m01096	1
5	4005363	2	43	m14143	36
6	4021664	2	45	m04241	1
9	4003966	1	51	m04503	9
10	4007641	4	52	m03775	36
11	4007584	2	54	m05648	1
12	4014569	2	55	m04043	2
15	4012011	1	61	m14029	36



Ⓒ POLOTOVAR STROJE

Ⓓ MASCHINEN-HALBFABRIKAT

Ⓕ MACHINE - SEMI-PRODUIT

Ⓖ SEMIFINISHED MACHINE

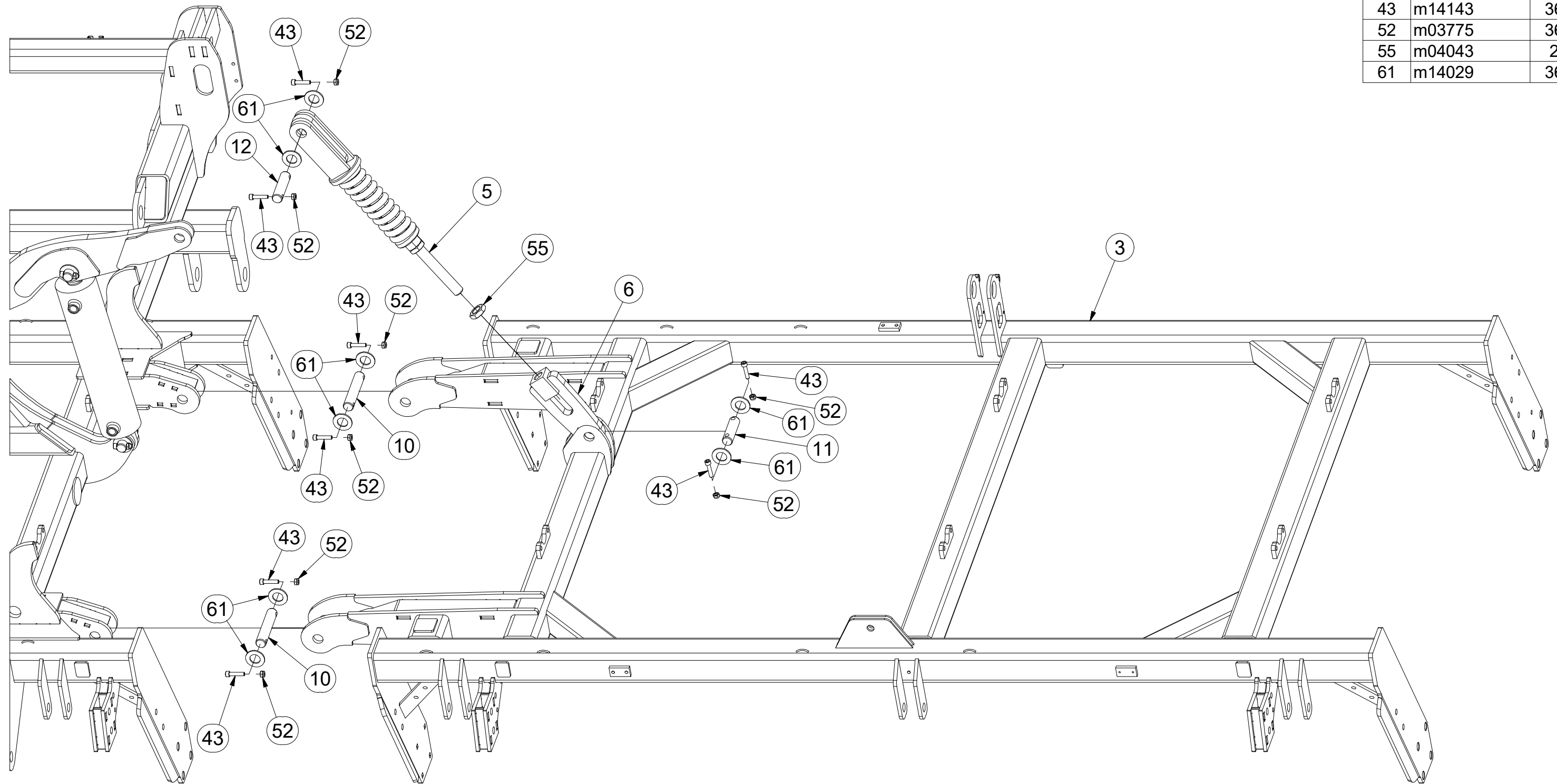
Ⓡ ПОЛУФАБРИКАТ МАШИНЫ

Ⓟ PÓŁFABRYKAT MASZYNY



**3012520**

Pos.	Part Number	Pcs.
1	2001191	1
3	6000466	1
5	4005363	2
6	4021664	2
10	4007641	4
11	4007584	2
12	4014569	2
43	m14143	36
52	m03775	36
55	m04043	2
61	m14029	36



☉ POLOTOVAR STROJE

☉ MASCHINEN-HALBFABRIKAT

☉ MACHINE - SEMI-PRODUIT

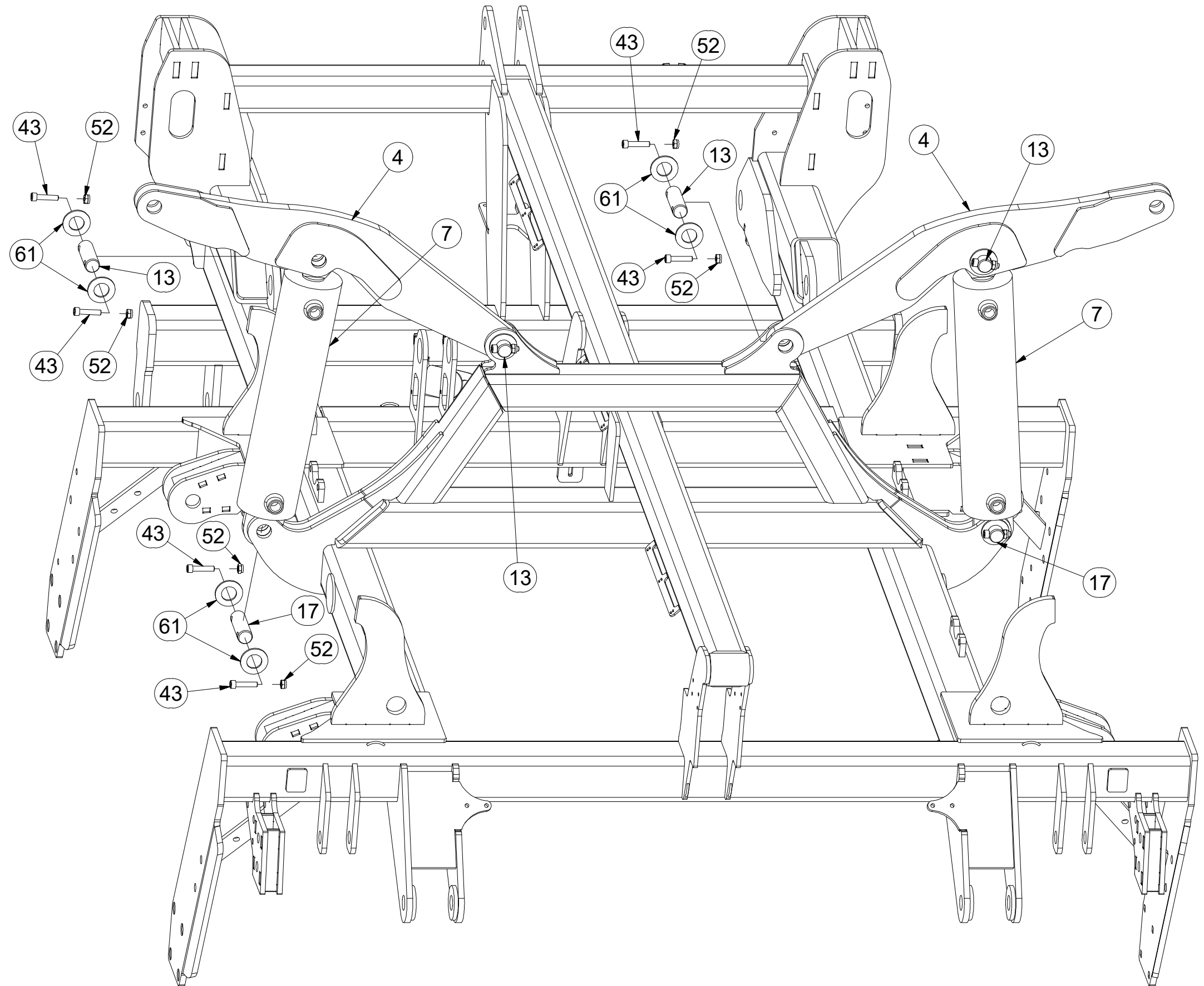
☉ SEMIFINISHED MACHINE

☉ ПОЛУФАБРИКАТ МАШИНЫ

☉ PÓLFABRYKAT MASZYNY



**3012520**



Pos.	Part Number	Pcs.
1	2001191	1
4	3002837	2
7	9002967	2
13	4007640	4
17	4008234	4
43	m14143	36
52	m03775	36
61	m14029	36



☉ POLOTOVAR STROJE

☐ MASCHINEN-HALBFABRIKAT

☉ MACHINE - SEMI-PRODUIT

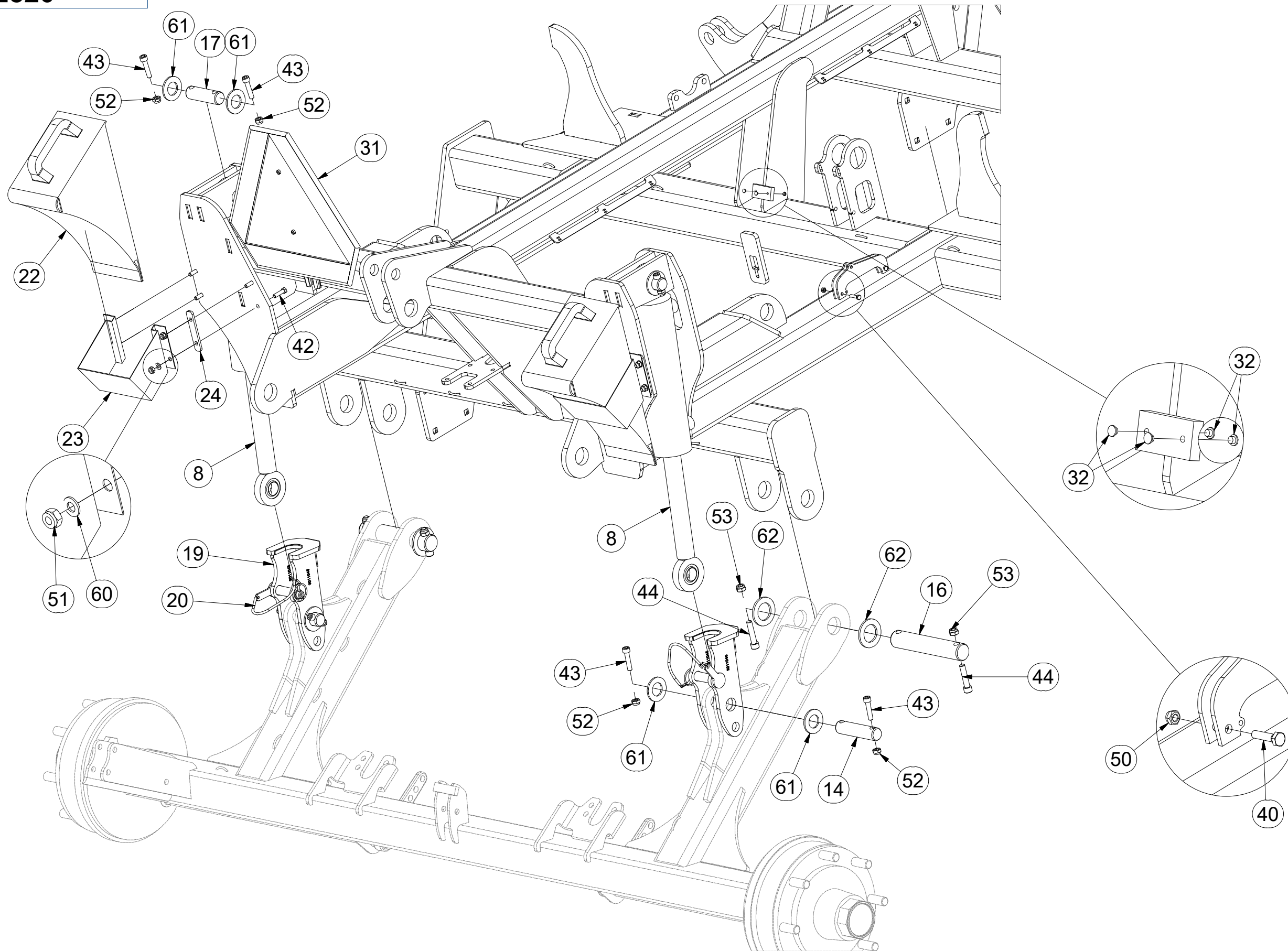
☉ SEMIFINISHED MACHINE

☉ ПОЛУФАБРИКАТ МАШИНЫ

☉ PÓŁFABRYKAT MASZYNY



**3012520**



Pos.	Part Number	Pcs.
8	9000247	2
14	4011761	2
16	4010875	2
17	4008234	4
19	4022352	2
20	4023535	2
22	m16186	2
23	m12572	2
24	4012712	4
31	m05371	1
32	m11099	16
40	m01075	2
42	m04791	8
43	m14143	36
44	m14008	4
50	m05560	2
51	m04503	9
52	m03775	36
53	m04301	4
60	m01203	8
61	m14029	36
62	4013139	4

☉ SAMOLEPKY STROJE

☉ AUFKLEBER MASCHINEN

☉ VOITURE MACHINES

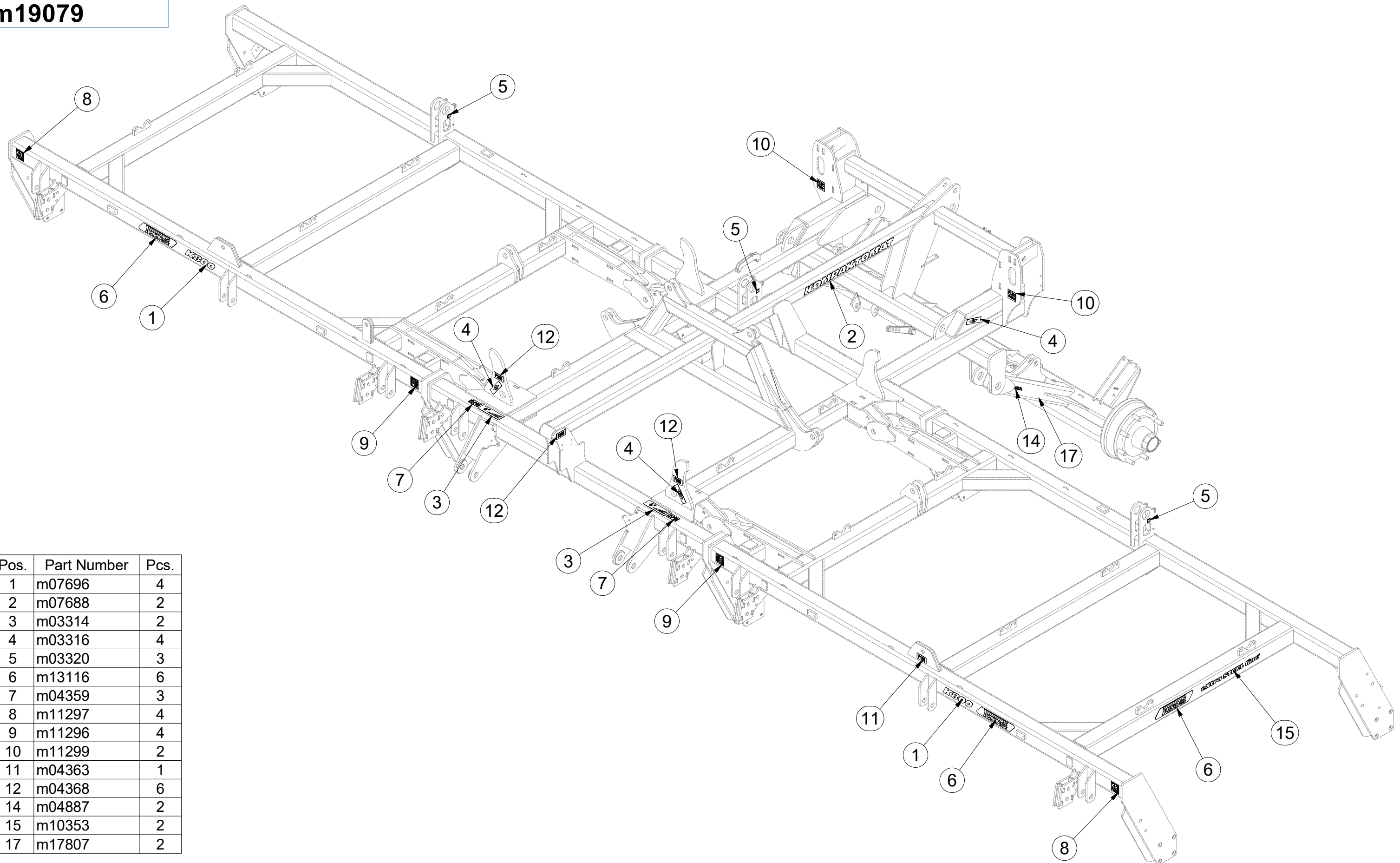
☉ STICKERS MACHINES

☉ СТИКЕРЫ МАШИНЫ

☉ NAKLEJKI MASZYNY



**m19079**



Pos.	Part Number	Pcs.
1	m07696	4
2	m07688	2
3	m03314	2
4	m03316	4
5	m03320	3
6	m13116	6
7	m04359	3
8	m11297	4
9	m11296	4
10	m11299	2
11	m04363	1
12	m04368	6
14	m04887	2
15	m10353	2
17	m17807	2

Ⓒ SAMOLEPKY STROJE

Ⓓ AUFKLEBER MASCHINEN

Ⓕ VOITURE MACHINES

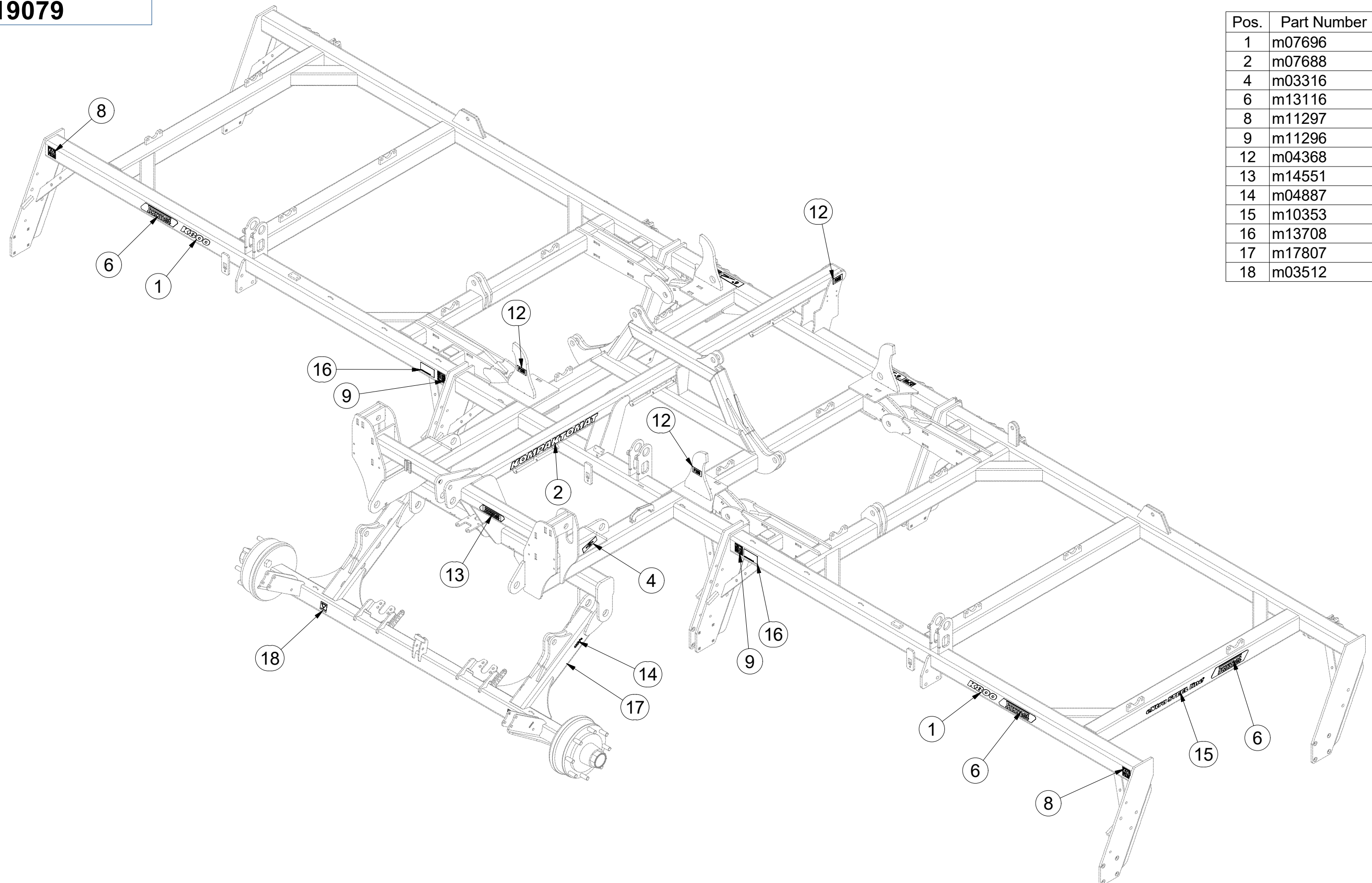
Ⓖ STICKERS MACHINES

Ⓡ СТИКЕРЫ МАШИНЫ

Ⓟ NAKLEJKI MASZYNY



**m19079**



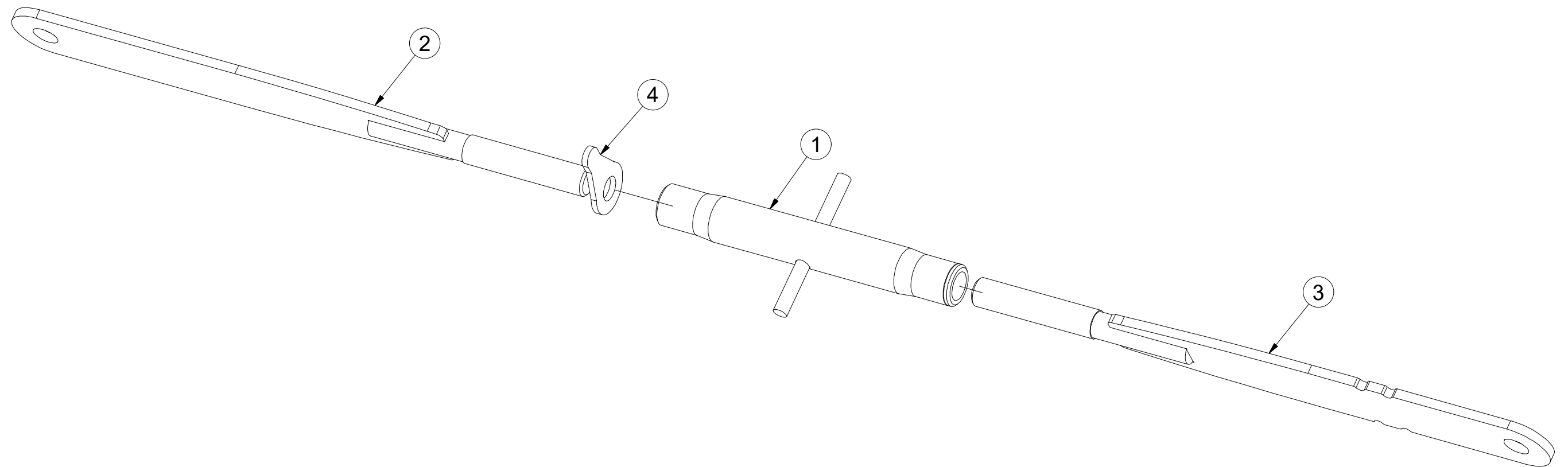
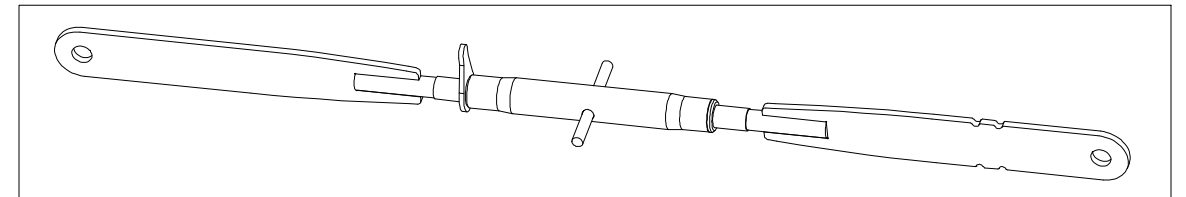
Pos.	Part Number	Pcs.
1	m07696	4
2	m07688	2
4	m03316	4
6	m13116	6
8	m11297	4
9	m11296	4
12	m04368	6
13	m14551	1
14	m04887	2
15	m10353	2
16	m13708	2
17	m17807	2
18	m03512	2

① SPOJOVACÍ TÁHLO  
② VERBINDUNGSSTANGE  
③ TIGE DE RACCORDEMENT

④ CONNECTING ROD  
⑤ СОЕДИНИТЕЛЬНАЯ ТЯГА  
⑥ KORBOWÓD



4003966



Poz	Číslo součásti	Ks
1	m08880	1
2	4023421	1
3	4023423	1
4	m08881	1

ⒸZ TÁHLO SKLÁPĚNÍ

Ⓓ ZUGSTANGE ZUR KIPPUNG

Ⓕ TIGE DU BASCULEMENT

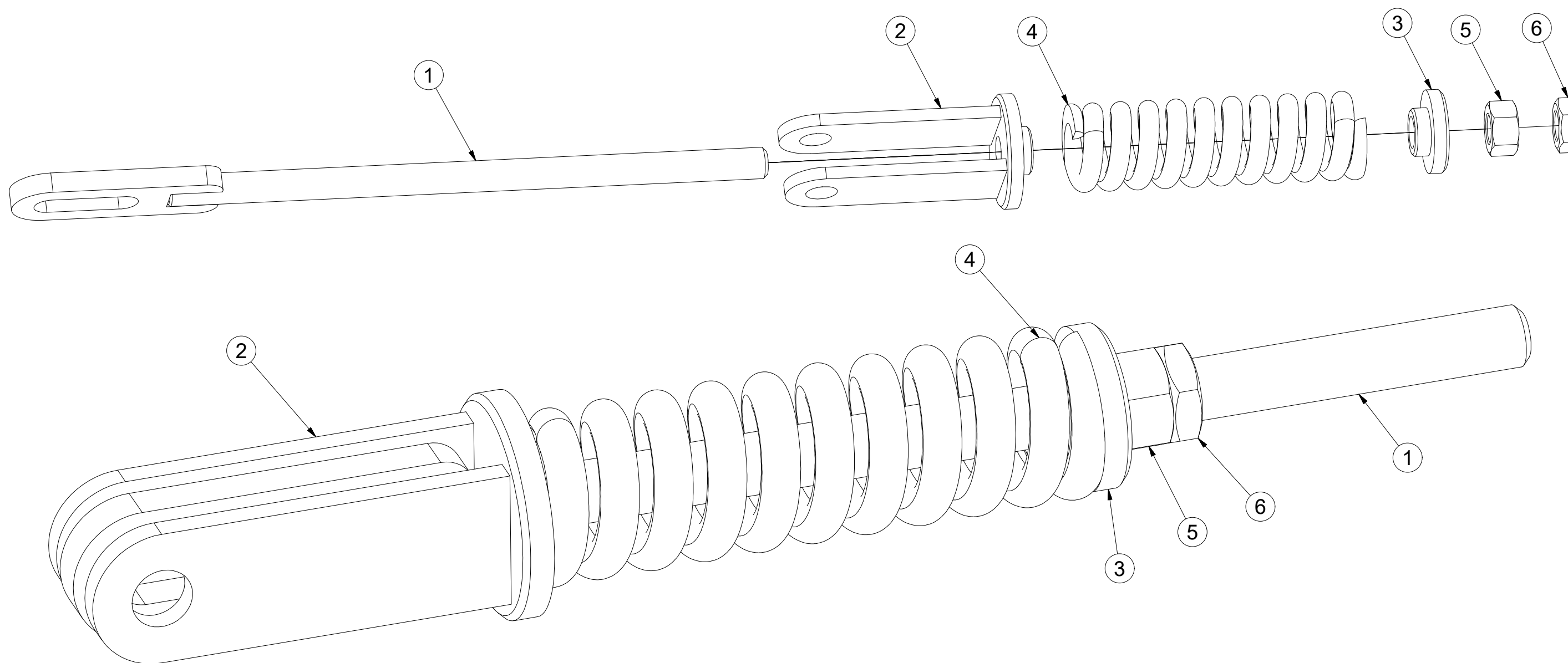
ⒸB TILTING PULL ROD

ⒸU ТЯГА СКЛАДЫВАНИЯ

ⒸL CIĘGŁO PRZECHYLANIA



**4005363**



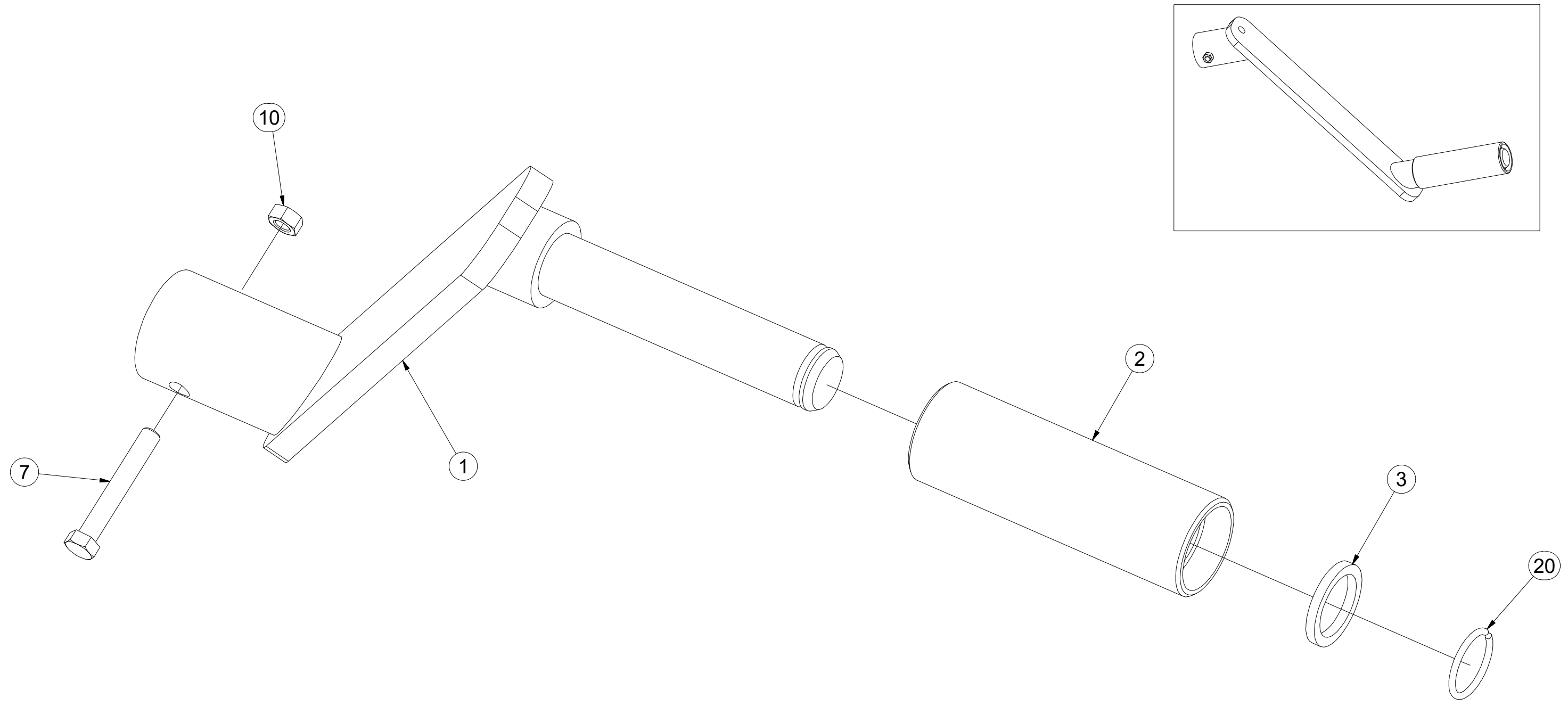
Pos	Part Number	Pcs.
1	4005358	1
2	4005361	1
3	4000023	1
5	m01309	1
4	m06482	1
6	m04043	1

CZ NASAZOVACÍ KLIKA  
 D EINSTELLKURBEL  
 F MANIVELLE AMOVIBILE

GB PRESS-ON HANDLE  
 RU НАСАЖИВАЕМАЯ РУКОЯТКА  
 PL KLAMKA MOCOWANA



**4003087**



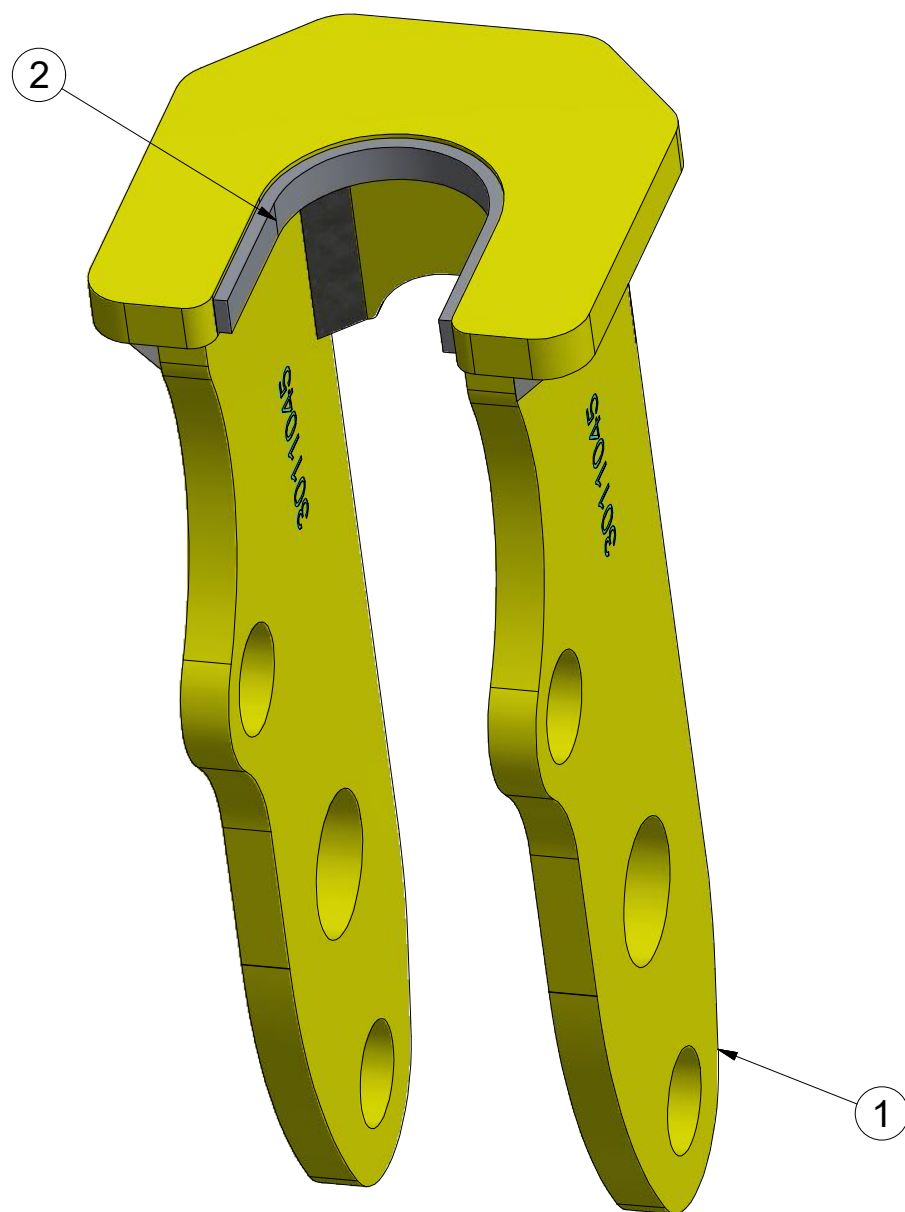
Pos.	Part Number	Pcs.
1	4003092	1
2	4001533	1
3	4004828	1
7	m04641	1
10	m01295	1
20	m06561	1

Ⓒ CZ SADA DORAZŮ  
Ⓓ ANSCHLAGSATZ  
Ⓕ KIT DE BUTÉES

Ⓖ GB SET OF BAR STOPS  
Ⓒ RU КОМПЛЕКТ УПОРОВ  
Ⓓ PL ZESTAW DOCISKÓW



**4022352**



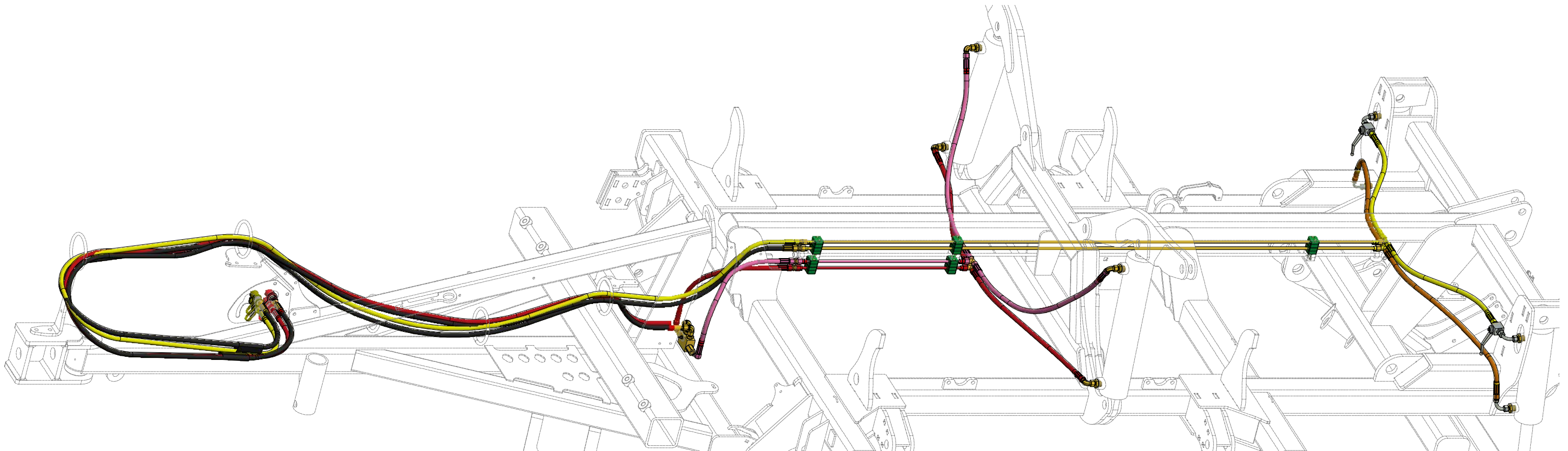
Pos.	Part Number	Pcs.
1	3011045	1
2	m09566	0,18

ⒸZ HYDRAULIKA STROJE  
Ⓓ HYDRAULIK DER MASCHINE  
Ⓕ F HYDRAULIQUE DE LA MACHINE

ⒸGB MACHINE HYDRAULICS  
ⒸRU ГИДРАВЛИКА МАШИНЫ  
ⒸPL HYDRAULIKA MASZYN



**3011328**



Pos.	Part Number	Pcs.
1	m17907	1



ⒸZ HYDRAULICKÝ ROZVOD SKLÁPĚNÍ

Ⓓ HYDRAULISCHE VERTEILUNG KLAPPMECHANISMUS

Ⓕ CONDUIT HYDRAULIQUE DU BASCULEMENT

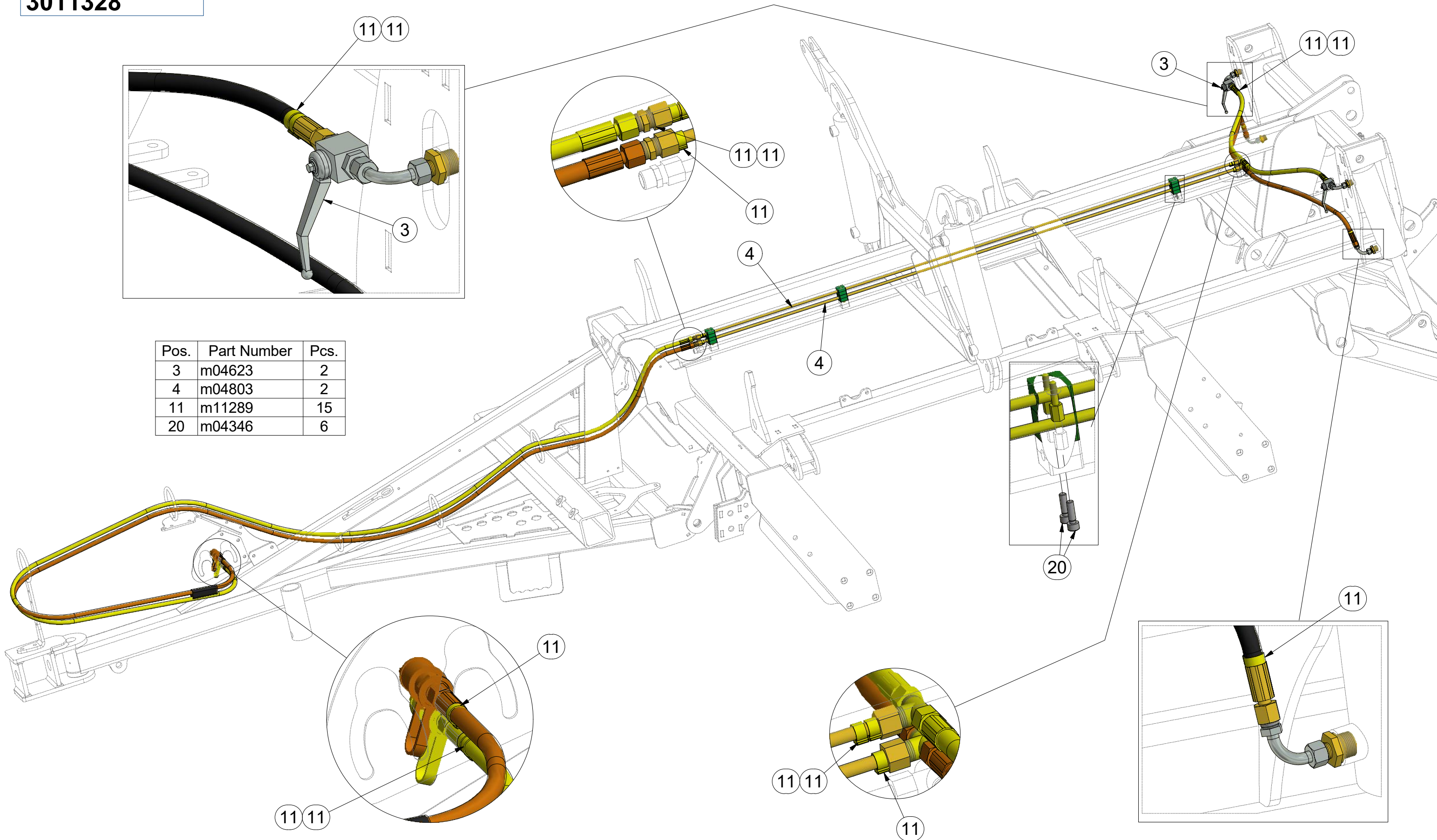
ⒸB HYDRAULIC FOLDING DISTRIBUTION

ⒸU ГИДРАВЛИЧЕСКОЕ РАСПРЕДЕЛЕНИЕ СКЛАДЫВАНИЯ

ⒸL HYDRAULICZNY PRZEWÓD SKŁADANIA

**Farmet**

**3011328**



ⒸZ HYDRAULICKÝ ROZVOD SKLÁPĚNÍ

Ⓓ HYDRAULISCHE VERTEILUNG KLAPPMECHANISMUS

Ⓕ CONDUIT HYDRAULIQUE DU BASCULEMENT

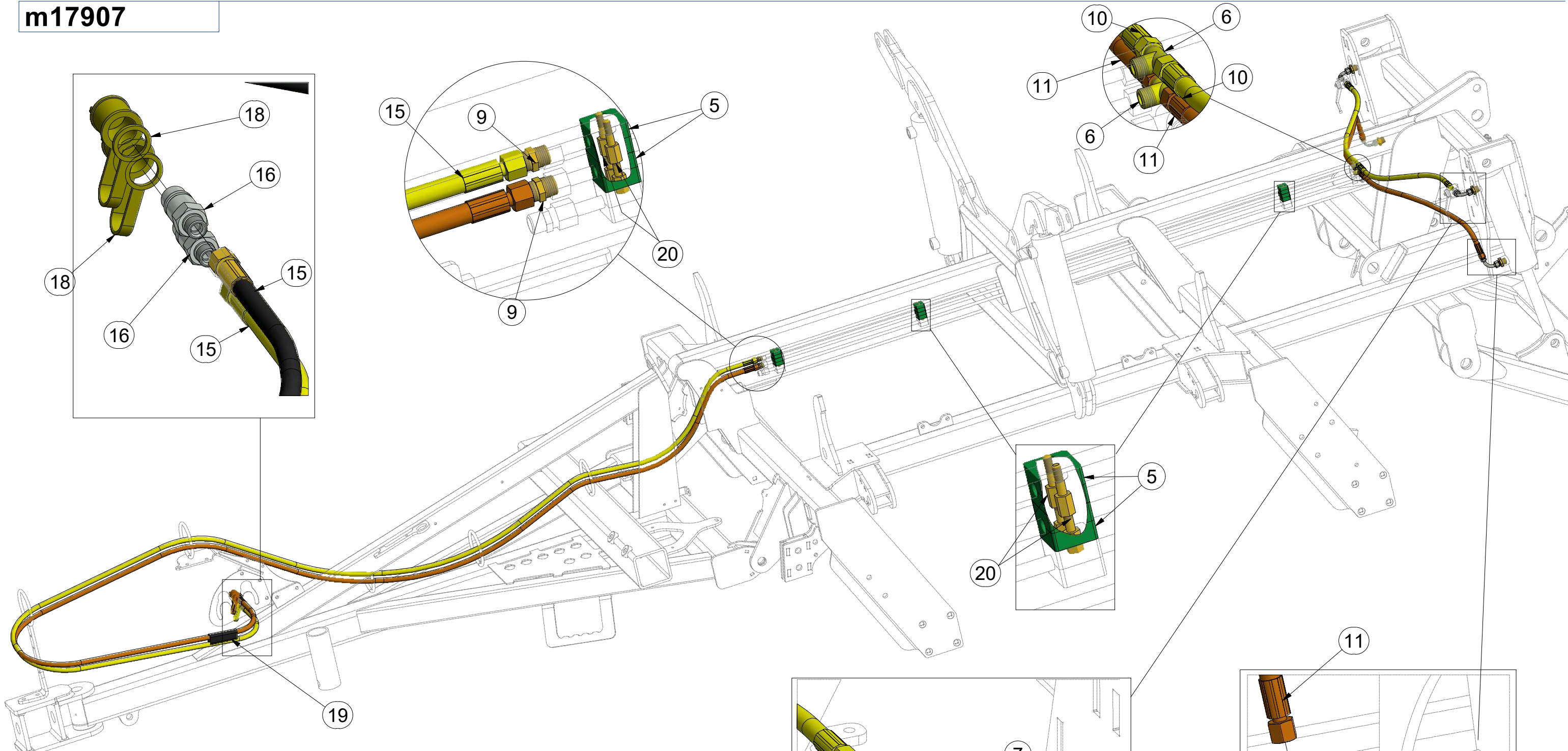
ⒼB HYDRAULIC FOLDING DISTRIBUTION

Ⓔ RU ГИДРАВЛИЧЕСКОЕ РАСПРЕДЕЛЕНИЕ СКЛАДЫВАНИЯ

Ⓗ PL HYDRAULICZNY PRZEWÓD SKŁADANIA

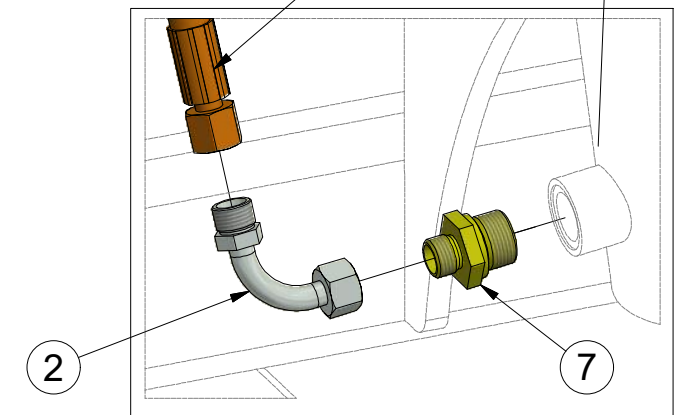
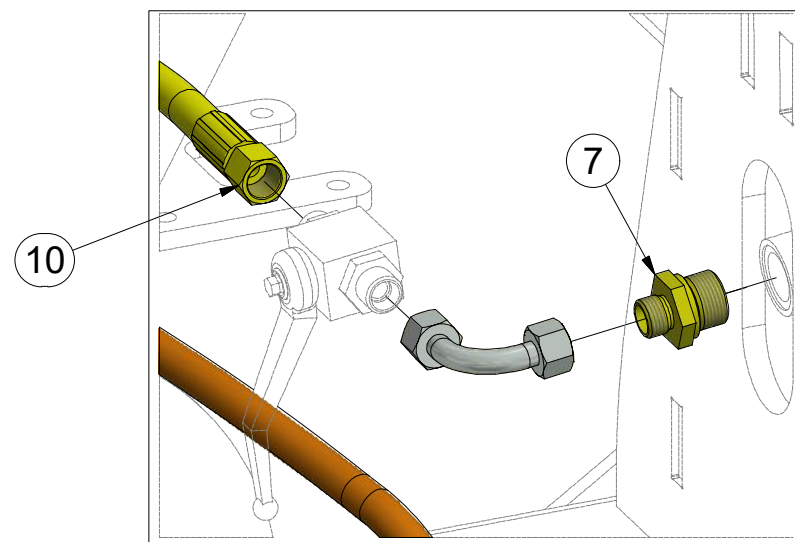


**m17907**



Pos.	Part Number	Pcs.	Pos.	Part Number	Pcs.
2	m04024	2	11	m04033	2
5	m04009	10	15	m09431	2
6	m03889	4	16	m03849	4
7	m09934	8	18	m04023	2
8	m04621	2	19	m11183	2
9	m03213	4	20	m04021	14
10	m03713	4			

**HYDRAULIC COMPONENTS:**  
M16 x 1,5 - 60Nm  
M22 x 1,5 - 140Nm  
G 3/8 - 95 Nm



ⒸZ HYDRAULICKÝ ROZVOD NÁPRAVY

Ⓓ HYDRAULISCHE VERTEILUNG ACHSE

Ⓕ CONDUIT HYDRAULIQUE DE L'ESSIEU

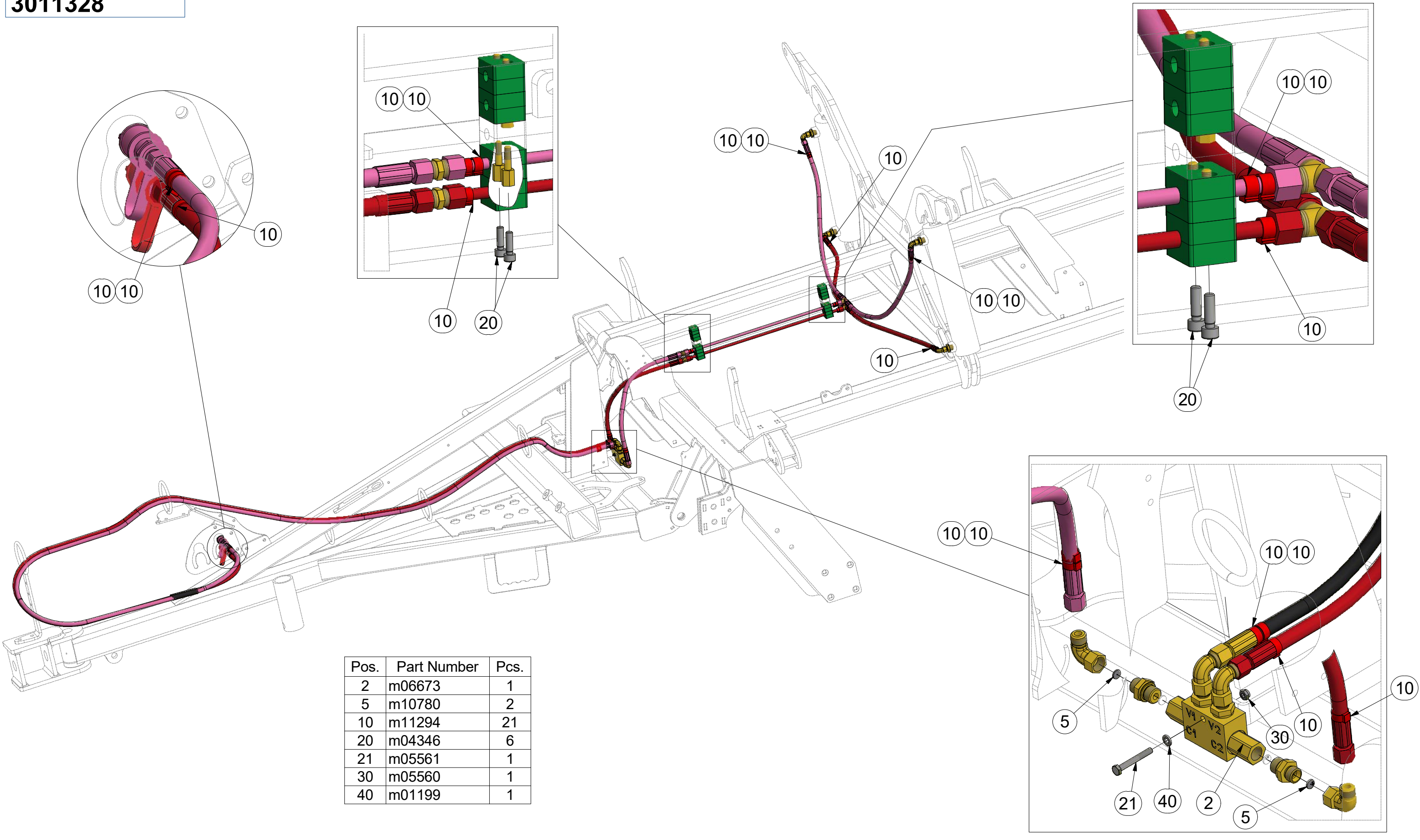
ⒸB HYDRAULIC AXLE DISTRIBUTION

ⒸU ГИДРАВЛИЧЕСКОЕ РАСПРЕДЕЛЕНИЕ ОСИ

ⒸL HYDRAULICZNY PRZEWÓD OSI



**3011328**



Pos.	Part Number	Pcs.
2	m06673	1
5	m10780	2
10	m11294	21
20	m04346	6
21	m05561	1
30	m05560	1
40	m01199	1

ⒸZ HYDRAULICKÝ ROZVOD NÁPRAVY

Ⓓ HYDRAULISCHE VERTEILUNG ACHSE

Ⓕ CONDUIT HYDRAULIQUE DE L'ESSIEU

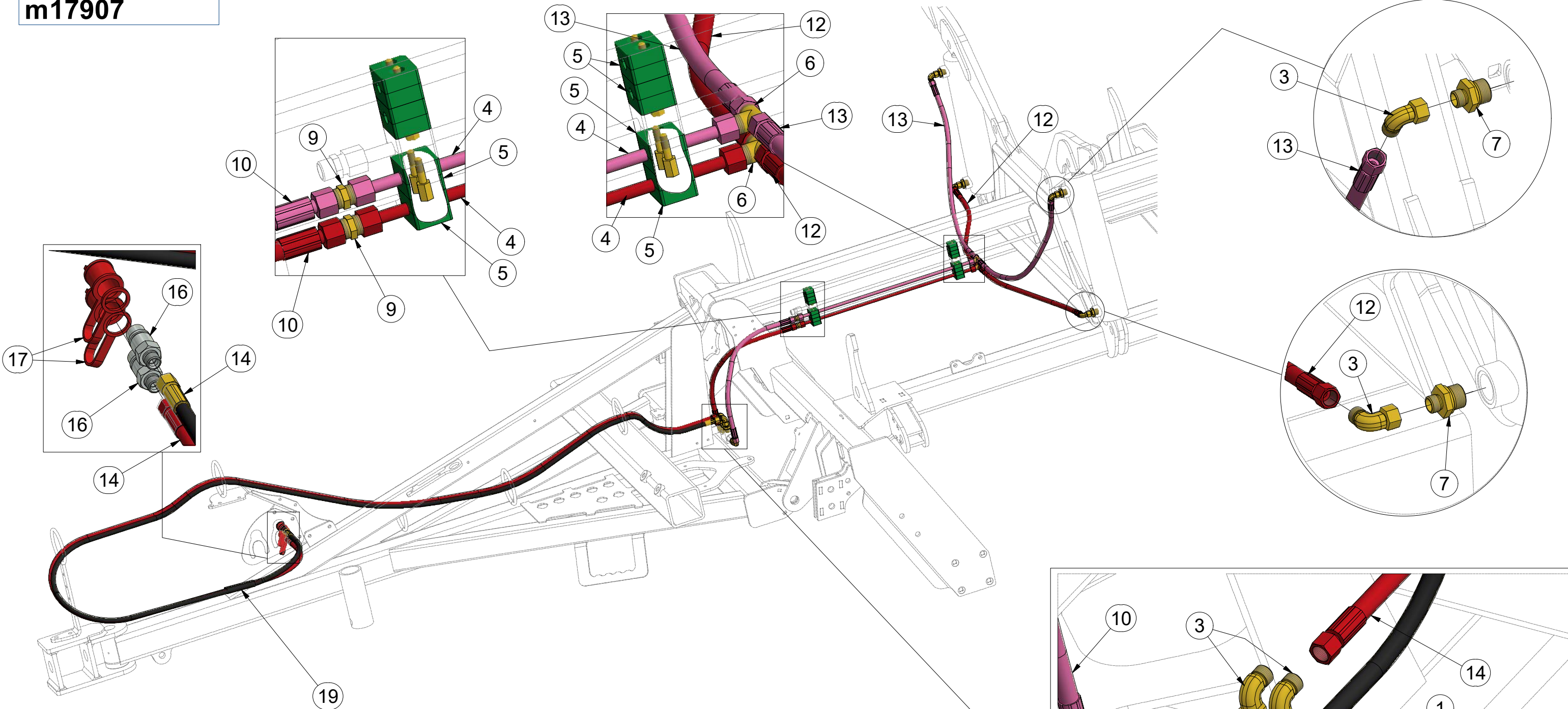
ⒸB HYDRAULIC AXLE DISTRIBUTION

ⒸR ГИДРАВЛИЧЕСКОЕ РАСПРЕДЕЛЕНИЕ ОСИ

ⒸL HYDRAULICZNY PRZEWÓD OSI

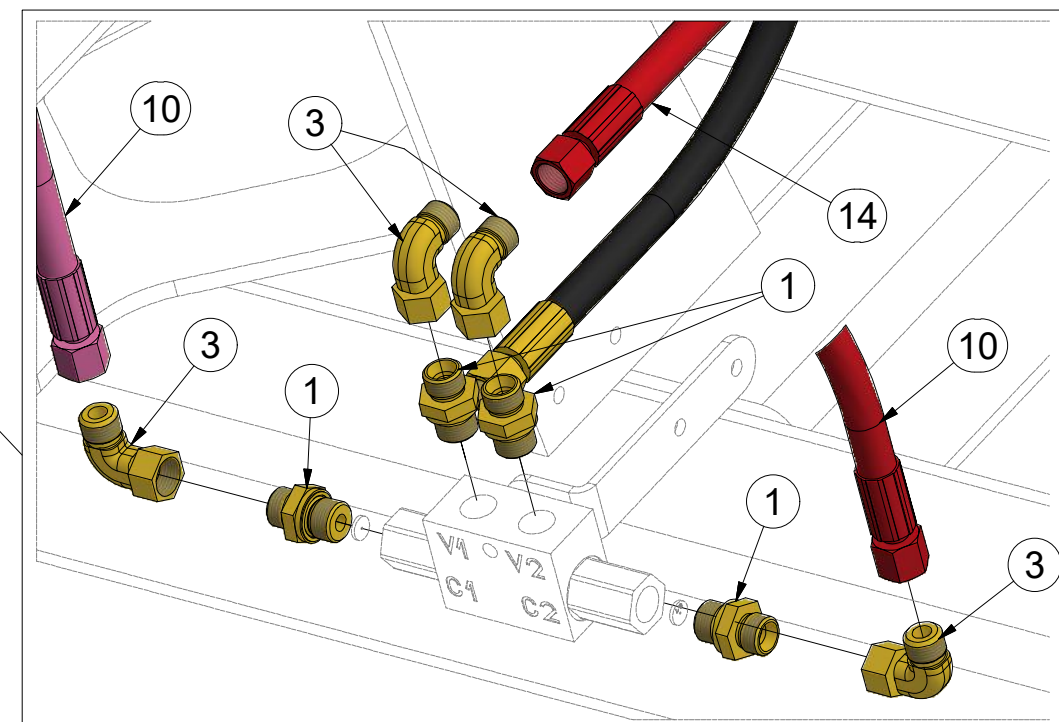


**m17907**



Pos.	Part Number	Pcs.	Pos.	Part Number	Pcs.
1	m06528	4	10	m03713	4
3	m06803	8	12	m07909	2
4	m03975	2	13	m07646	2
5	m04009	10	14	m04087	2
6	m03889	4	16	m03849	4
7	m09934	8	17	m04022	2
9	m03213	4	19	m11183	2

HYDRAULIC COMPONENTS:  
M16 x 1,5 - 60Nm  
M22 x 1,5 - 140Nm  
G 3/8 - 95 Nm



Ⓒ CZ OJ T3

Ⓓ DEICHSEL T3

Ⓕ TIMON T3

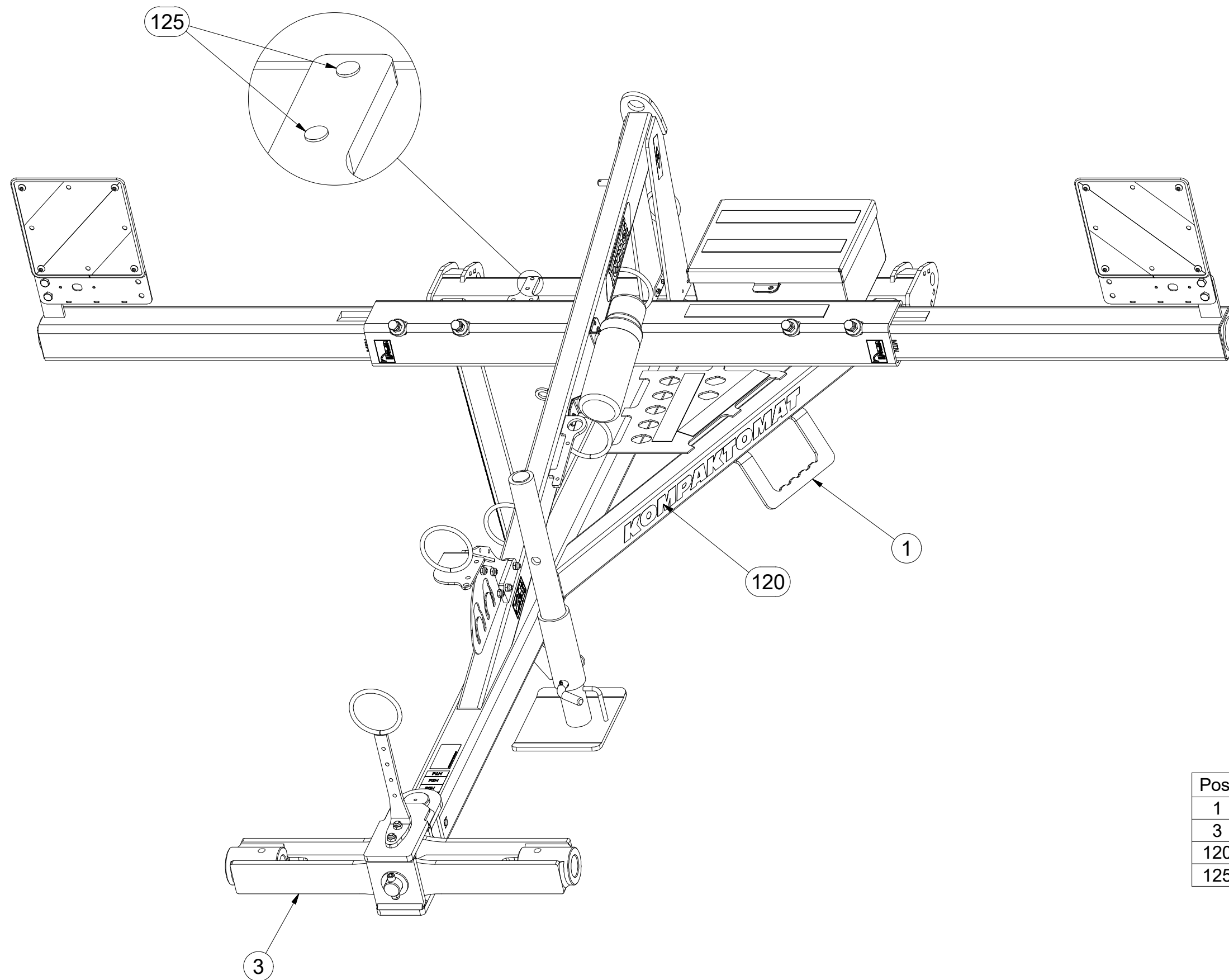
Ⓖ GB TOW BAR T3

Ⓡ RU ДЫШЛО T3

Ⓟ PL DYSZEL T3



**3012414**



Pos.	Part Number	Pcs.
1	2001206	1
3	3003787	1
120	m18866	1
125	m11099	2

Ⓒ CZ OJ T3

Ⓓ DEICHSEL T3

Ⓕ TIMON T3

**3012414**

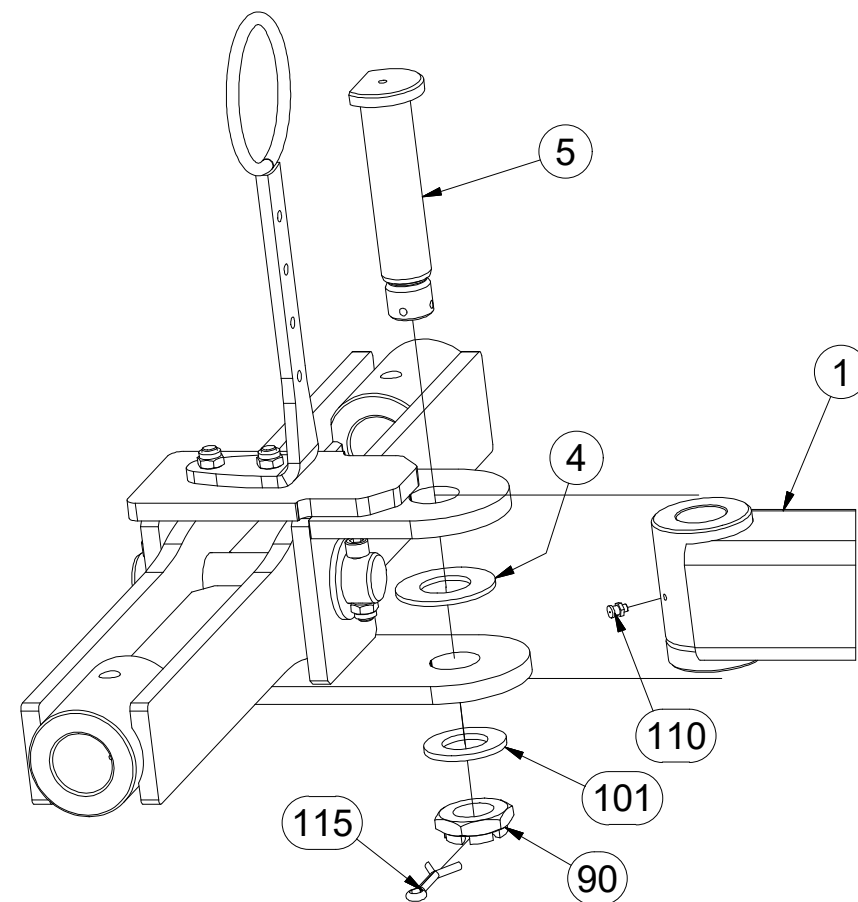
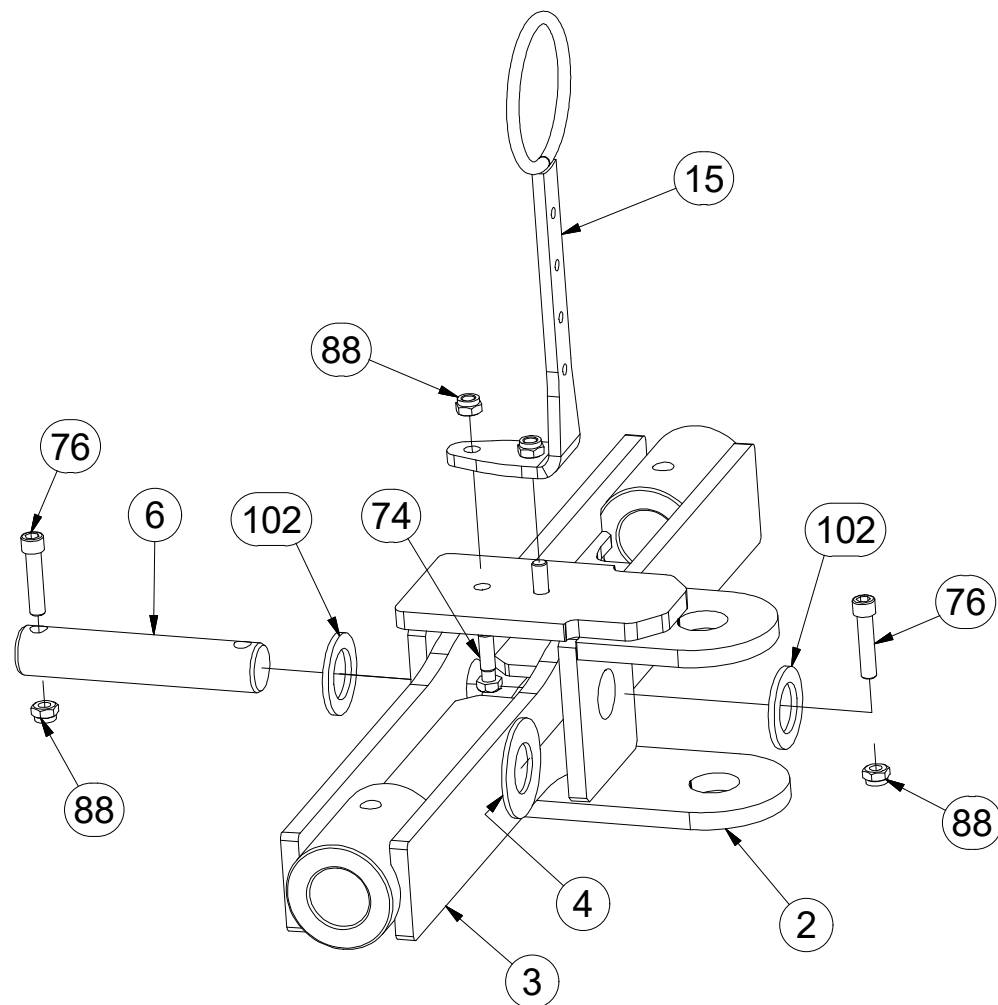
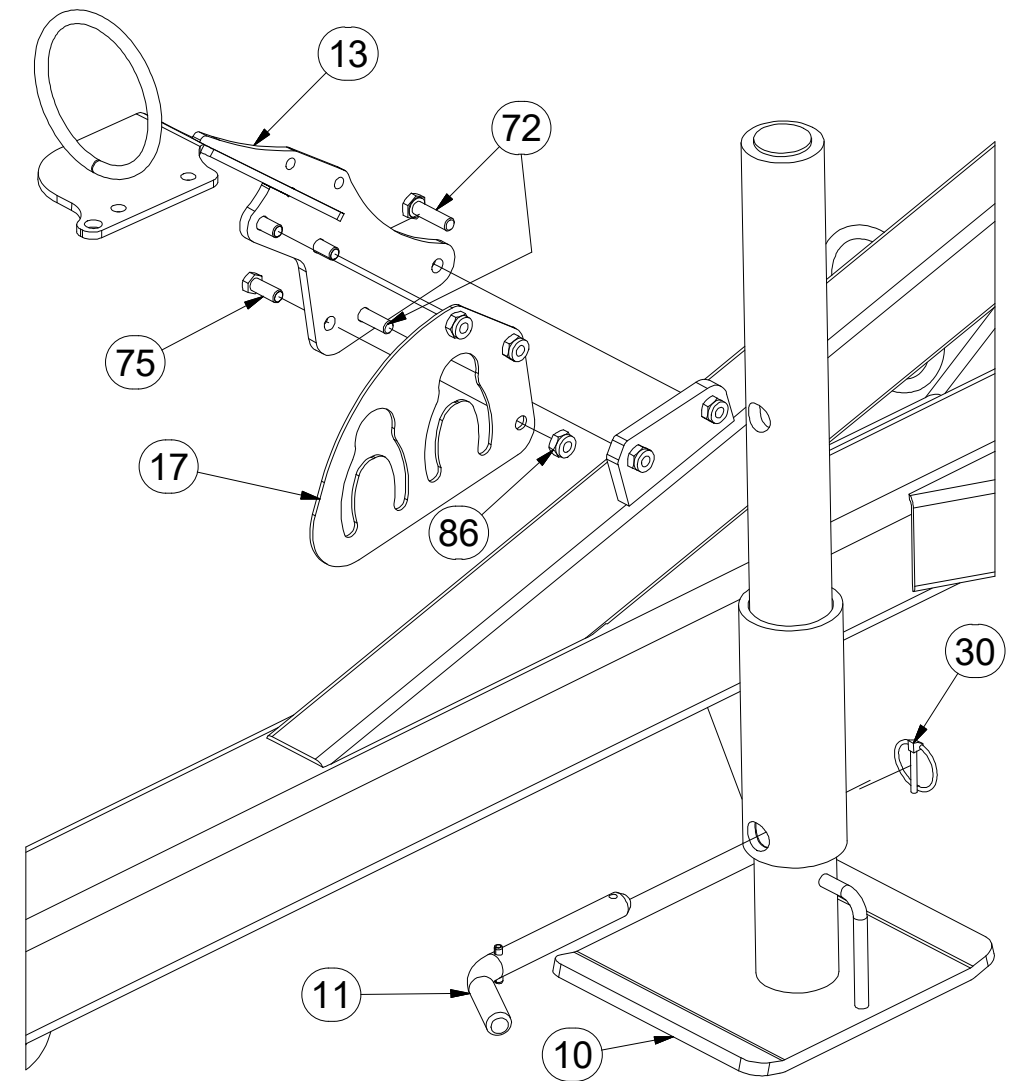
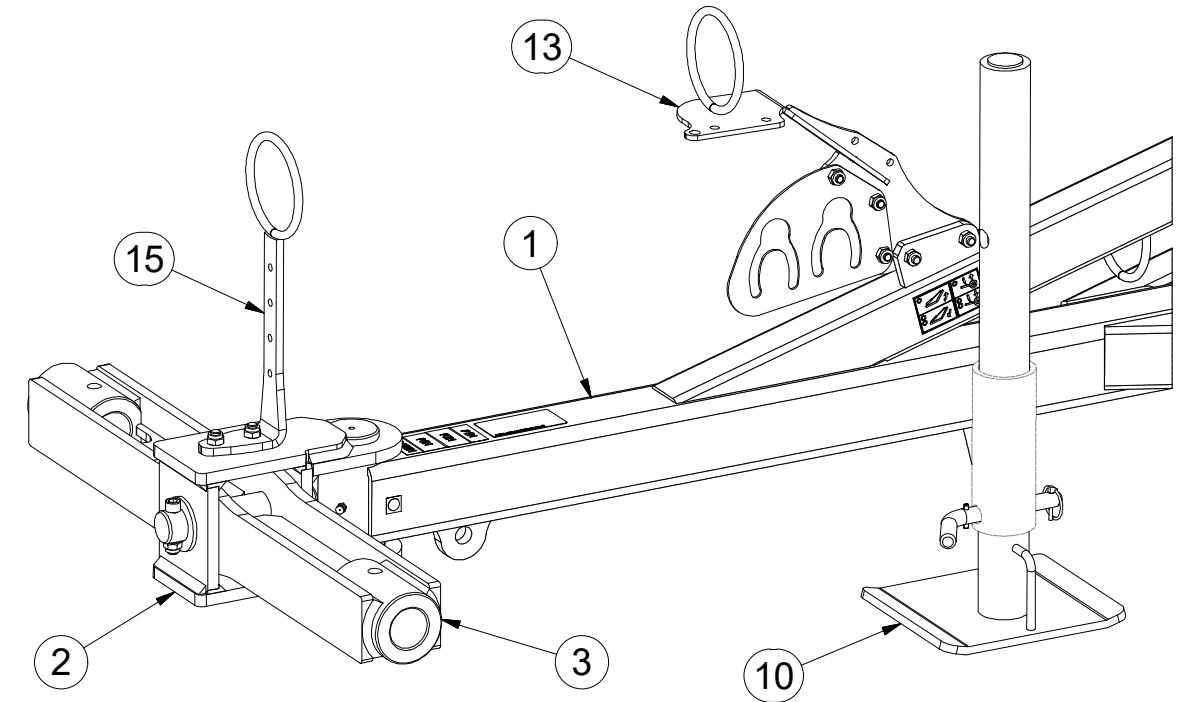
Ⓖ GB TOW BAR T3

Ⓡ RU ДЫШЛО T3

Ⓟ PL DYSZEL T3



Pos.	Part Number	Pcs.	Pos.	Part Number	Pcs.
1	2001206	1	72	m04613	2
2	3009637	1	74	m03926	2
3	3003787	1	75	m03681	3
4	4003744	2	76	m14008	2
5	4008049	1	86	m03775	5
6	4014570	1	88	m04301	8
10	8000647-40207	1	89	m01306	4
11	4012205	1	90	m02533	1
13	3012460	1	101	m03866	1
15	4019191	1	102	4013139	2
17	4008679	1	110	m10451	1
30	m10454	1	115	m03959	1



ⒸZ OJ T3

Ⓓ DEICHSEL T3

Ⓕ TIMON T3

ⒼB TOW BAR T3

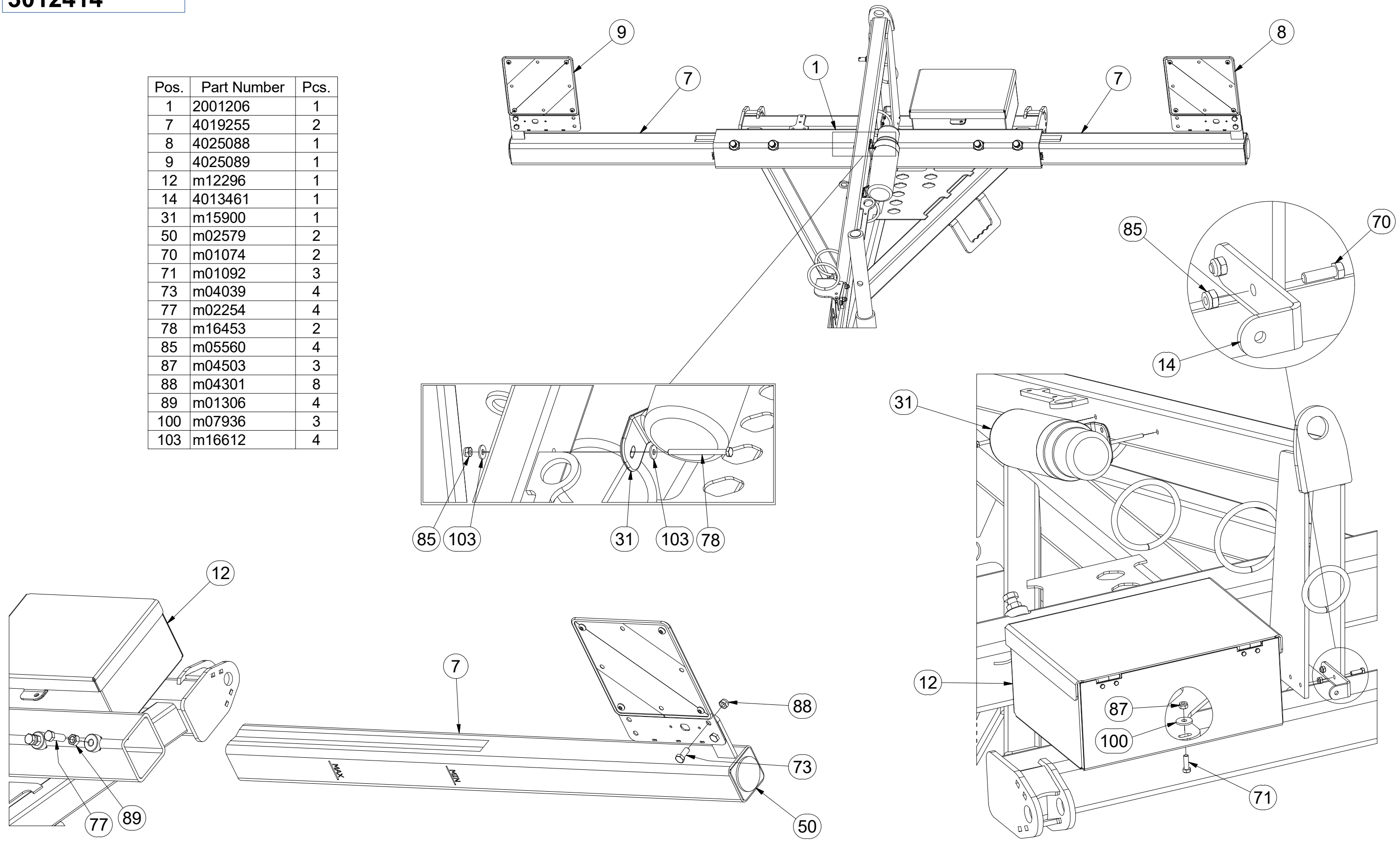
Ⓔ RU ДЫШЛО T3

Ⓕ PL DYSZEL T3



**3012414**

Pos.	Part Number	Pcs.
1	2001206	1
7	4019255	2
8	4025088	1
9	4025089	1
12	m12296	1
14	4013461	1
31	m15900	1
50	m02579	2
70	m01074	2
71	m01092	3
73	m04039	4
77	m02254	4
78	m16453	2
85	m05560	4
87	m04503	3
88	m04301	8
89	m01306	4
100	m07936	3
103	m16612	4



Ⓒ SAMOLEPKY STROJE

Ⓓ AUFKLEBER MASCHINEN

Ⓕ VOITURE MACHINES

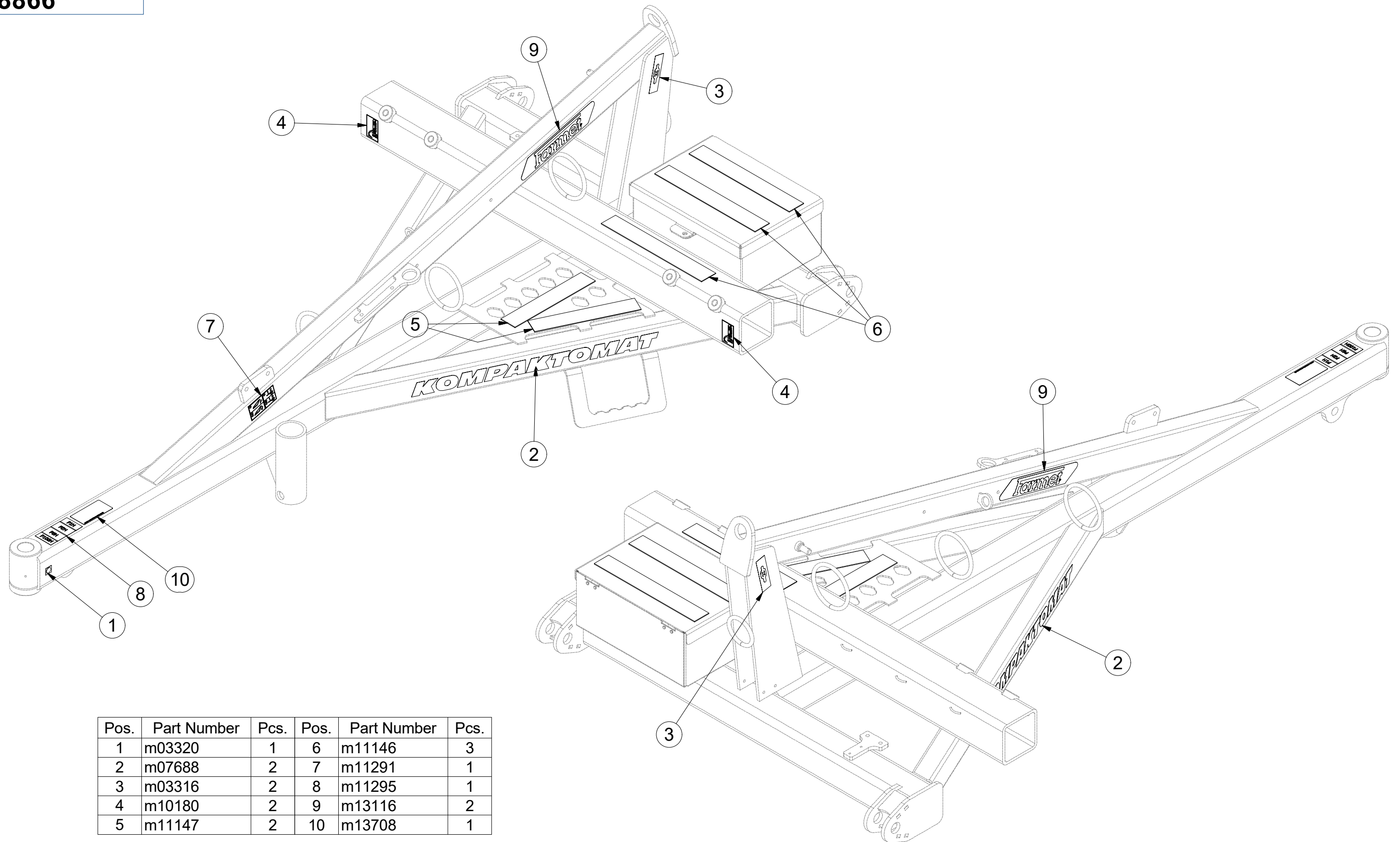
Ⓖ STICKERS MACHINES

Ⓡ СТИКЕРЫ МАШИНЫ

Ⓟ NAKLEJKI MASZYNY



**m18866**



Pos.	Part Number	Pcs.	Pos.	Part Number	Pcs.
1	m03320	1	6	m11146	3
2	m07688	2	7	m11291	1
3	m03316	2	8	m11295	1
4	m10180	2	9	m13116	2
5	m11147	2	10	m13708	1



☞ SADA ČEPŮ TBZ 3

☞ BOLZENSATZ TBZ 3

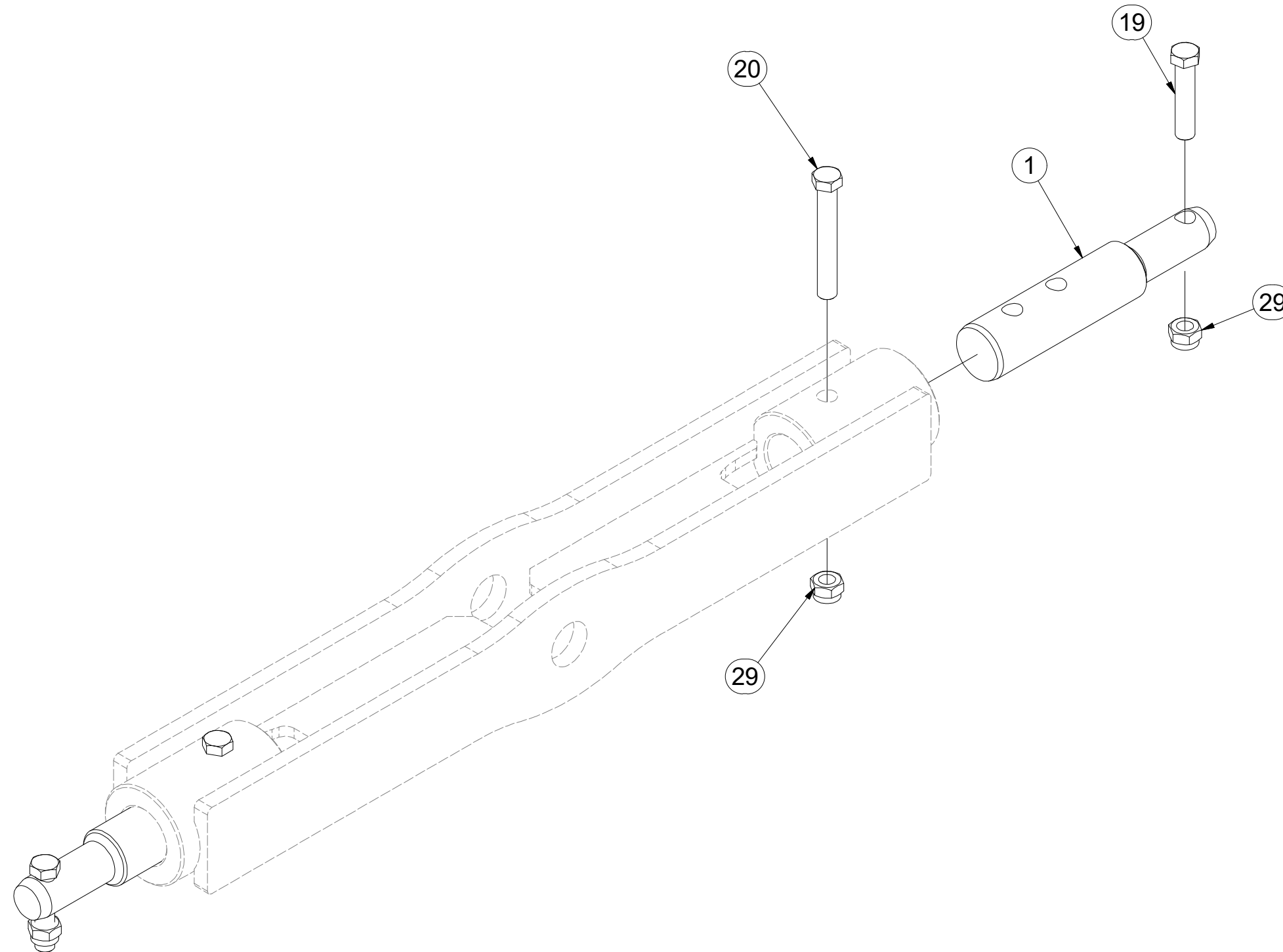
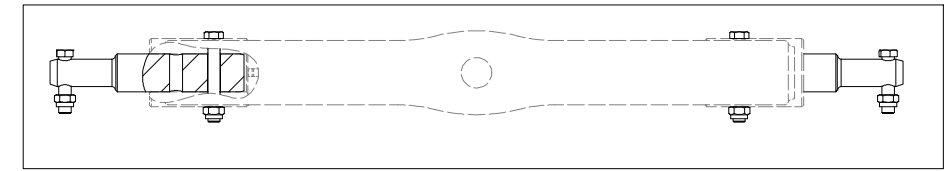
☞ KIT D'EMBOUITS TBZ 3

**3011605**

☞ SET OF TBZ 3 PINS

☞ КОМПЛЕКТ ПАЛЬЦЕВ TBZ 3

☞ ZESTAW CZOPÓW TBZ 3



Pos.	Part Number	Pcs.
1	4023528	2
19	m01133	2
20	m02970	2
29	m03683	4

Ⓒ TERČ PŘEDNÍ LEVÝ

Ⓓ SCHILD, VORDERES, LINKES

Ⓕ CIBLE AVANT GAUCHE

Ⓖ LEFT FRONT DISC

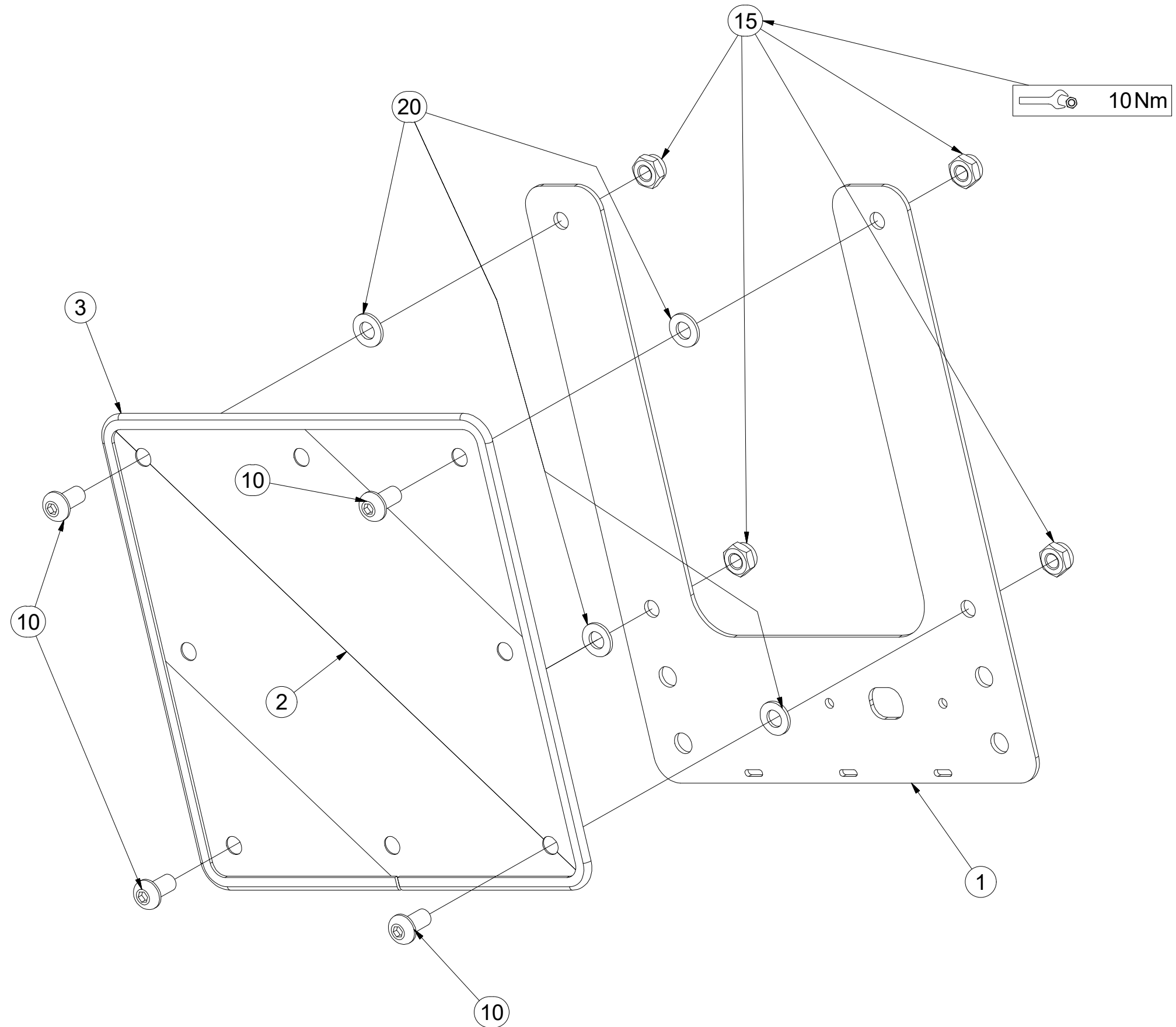
Ⓡ ЩИТОК ПЕРЕДНИЙ ЛЕВЫЙ

Ⓟ TARCZA PRZEDNIA LEWA



**4025088**

Pos.	Part Number	Pcs.
1	4025090	1
2	m18855	1
3	9005707	1
10	m16637	4
15	m03775	4
20	m01209	4



Ⓒ CZ TERČ PŘEDNÍ PRAVÝ

Ⓓ D SCHILD, VORDERES, RECHTES

Ⓕ F CIBLE AVANT DROITE

Ⓖ GB RIGHT FRONT DISC

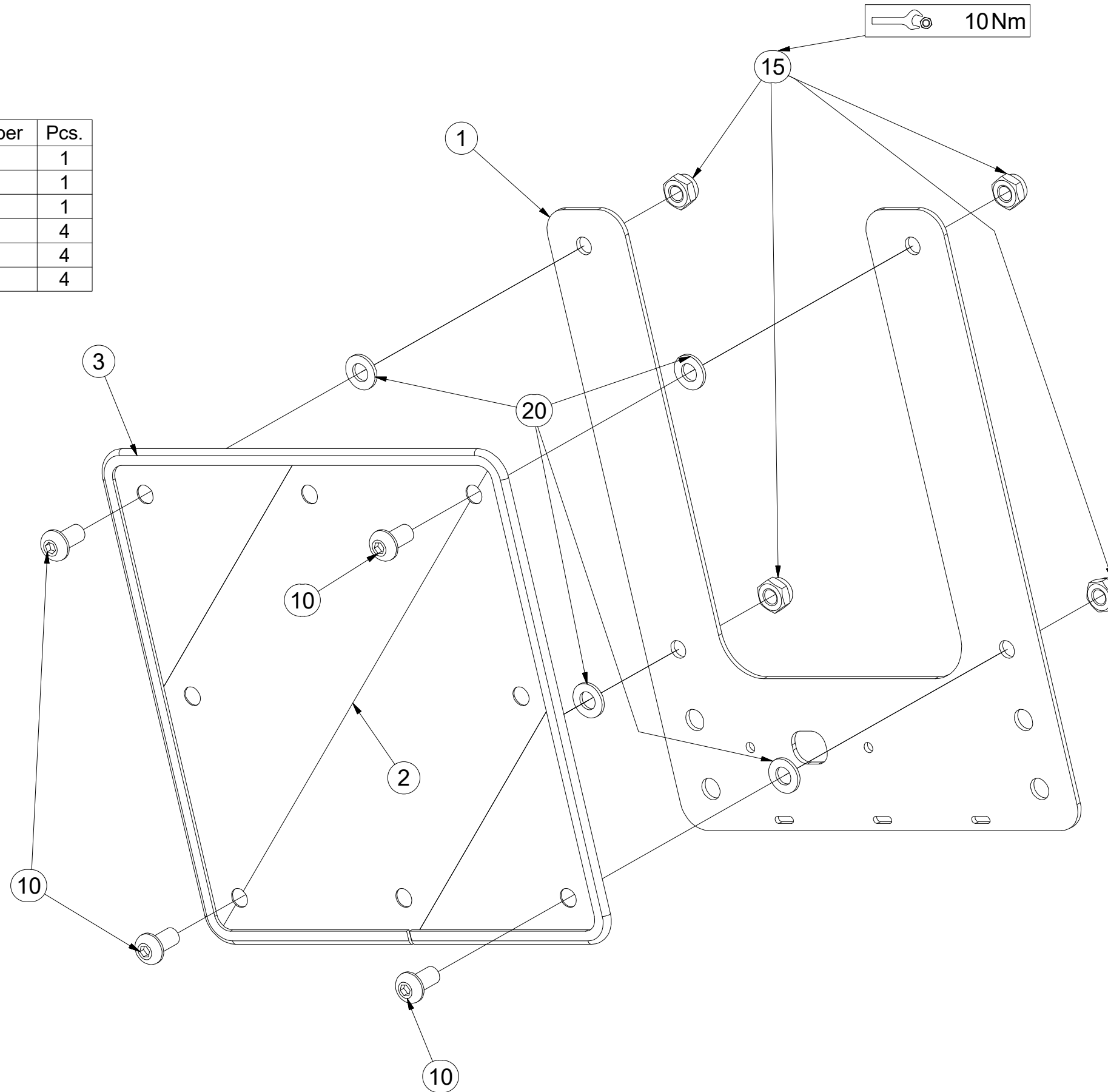
Ⓔ RU ЩИТОК ПЕРЕДНИЙ ПРАВЫЙ

Ⓗ PL TARCZA PRZEDNIA PRAWA



**4025089**

Pos.	Part Number	Pcs.
1	4025090	1
2	m18855	1
3	9005707	1
10	m16637	4
15	m03775	4
20	m01209	4



ⒸZ SADA KYPŘIČŮ STOP

Ⓓ SPURENLOCKERERSATZ

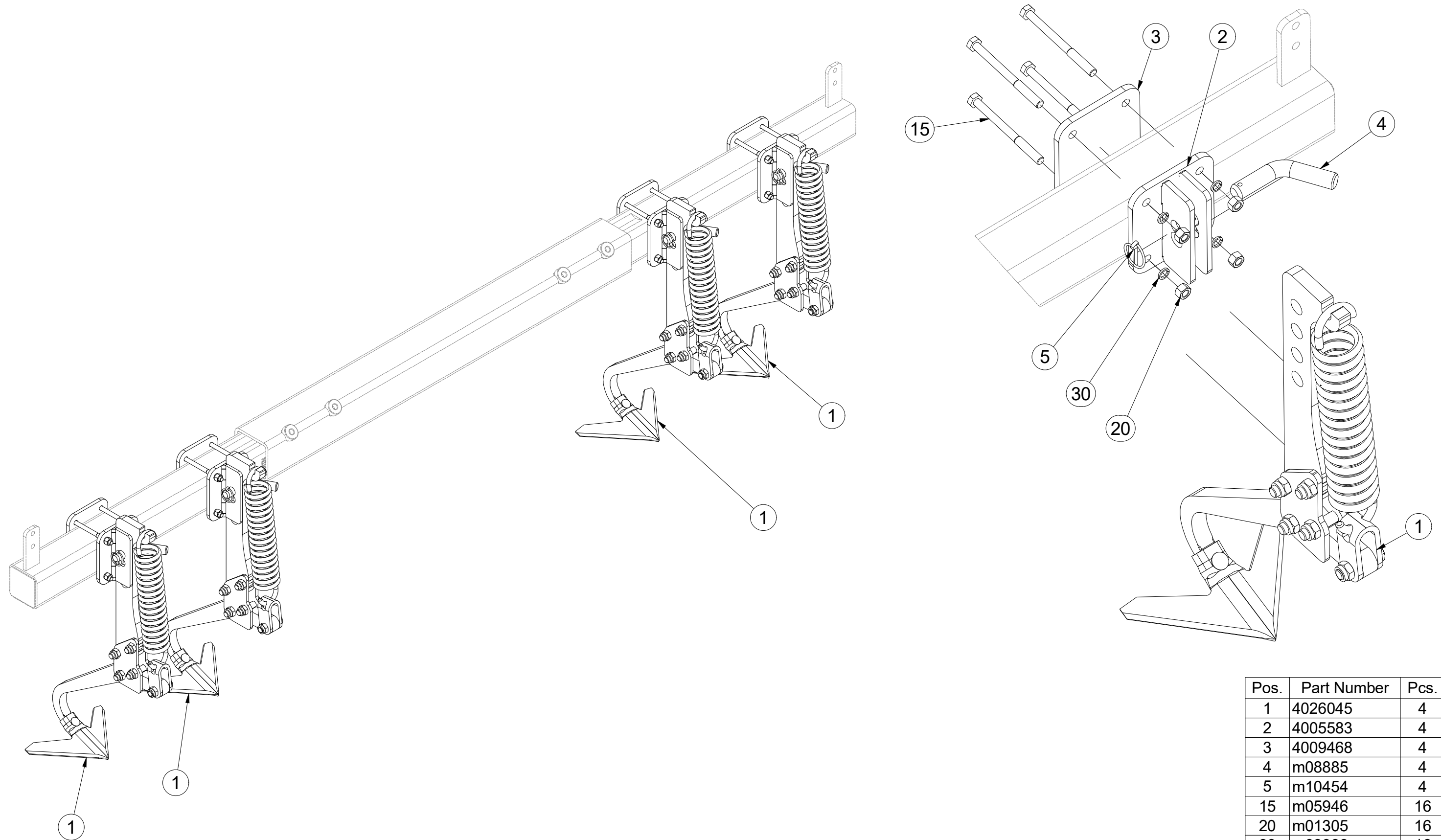
Ⓕ KIT DE CULTIVATEURS DE TRACES

**3005535**

ⒸB SET OF TRACK CULTIVATORS

Ⓔ КОМПЛЕКТ РЫХЛИТЕЛЕЙ КОЛЕИ

Ⓖ ZESTAW SPULCHNIACZY ŚLADÓW



Pos.	Part Number	Pcs.
1	4026045	4
2	4005583	4
3	4009468	4
4	m08885	4
5	m10454	4
15	m05946	16
20	m01305	16
30	m03988	16

Ⓒ KYPŘIČ STOP

Ⓓ SPURENLOCKERER

Ⓕ CULTIVATEUR DES TRACES

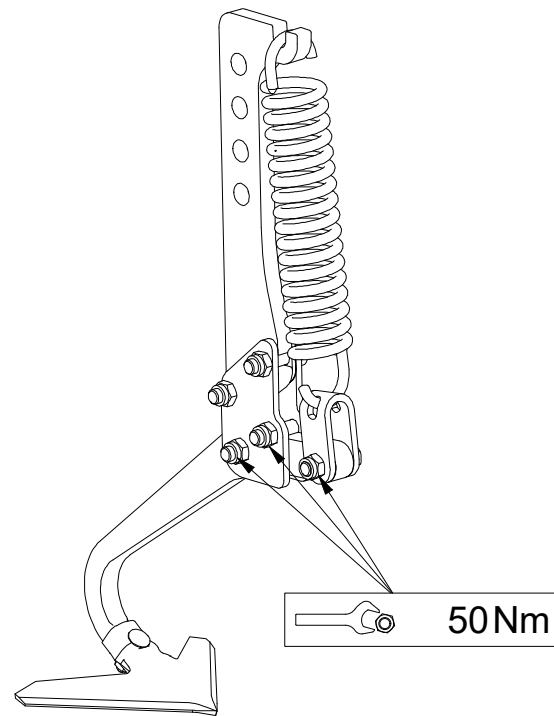
Ⓖ TRACK CULTIVATOR

Ⓡ РЫХЛИТЕЛЬ КОЛЕИ

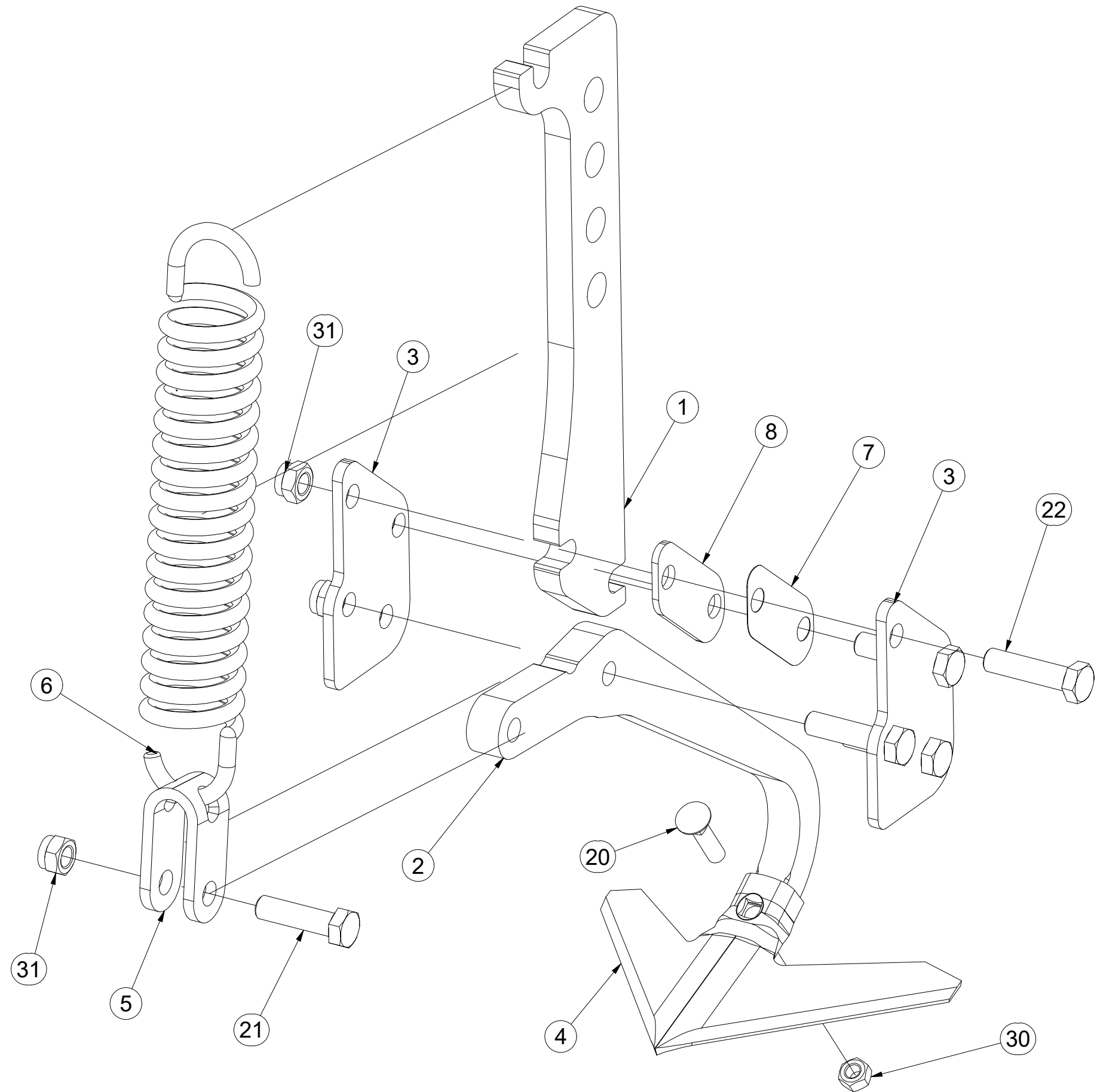
Ⓟ SPULCHNIARKA STÓP



**4026045**



Pos.	Part Number	Pcs.
1	4017307	1
2	4025591	1
3	4005582	2
4	3000236-KOO	1
5	4005445	1
6	m02597	1
7	4005591	1
8	4026202	1
20	m10440	1
21	m00619	1
22	m06587	4
30	m10439	1
31	m03683	5



ⒸZ SADA PŘEDNÍCH SMYKŮ

Ⓓ SATZ VORDERE ACKERSCHLEPPEN

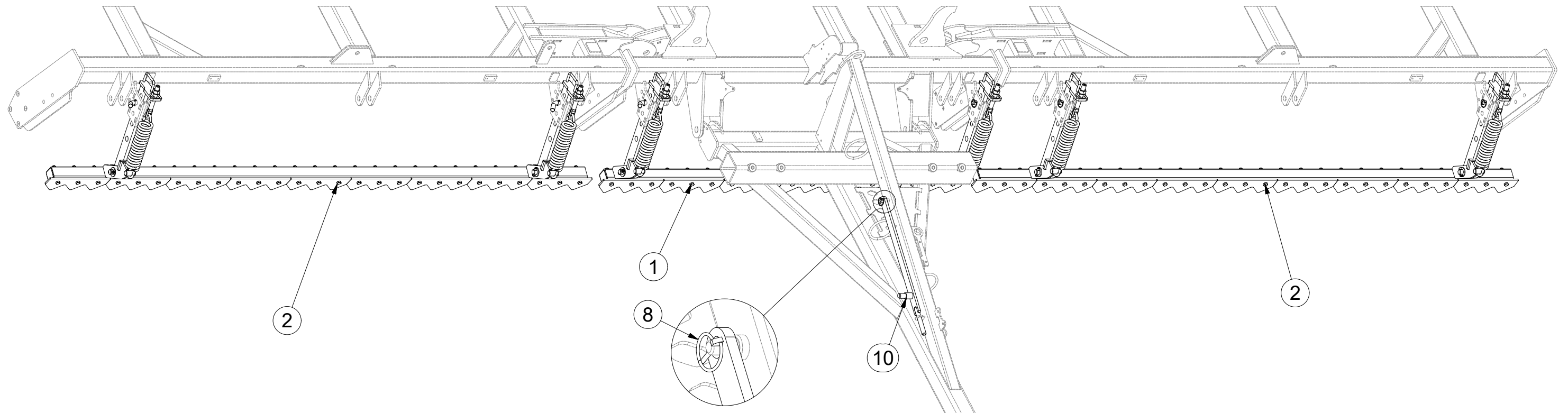
Ⓕ KIT DE NIVELEURS AVANT

**3006127**

ⒼB SET OF FRONT LEVELLING BARS

ⓇU КОМПЛЕКТ ПЕРЕДНИХ БОРОН

ⓅL ZESTAW PRZEDNICH WŁÓK



Pos.	Part Number	Pcs.
1	3010749	1
2	3011398	2
8	m10454	7
10	4006829	1

Ⓒ SADA PŘEDNÍCH SMYKŮ

Ⓓ SATZ VORDERE ACKERSCHLEPPEN

Ⓕ KIT DE NIVELEURS AVANT

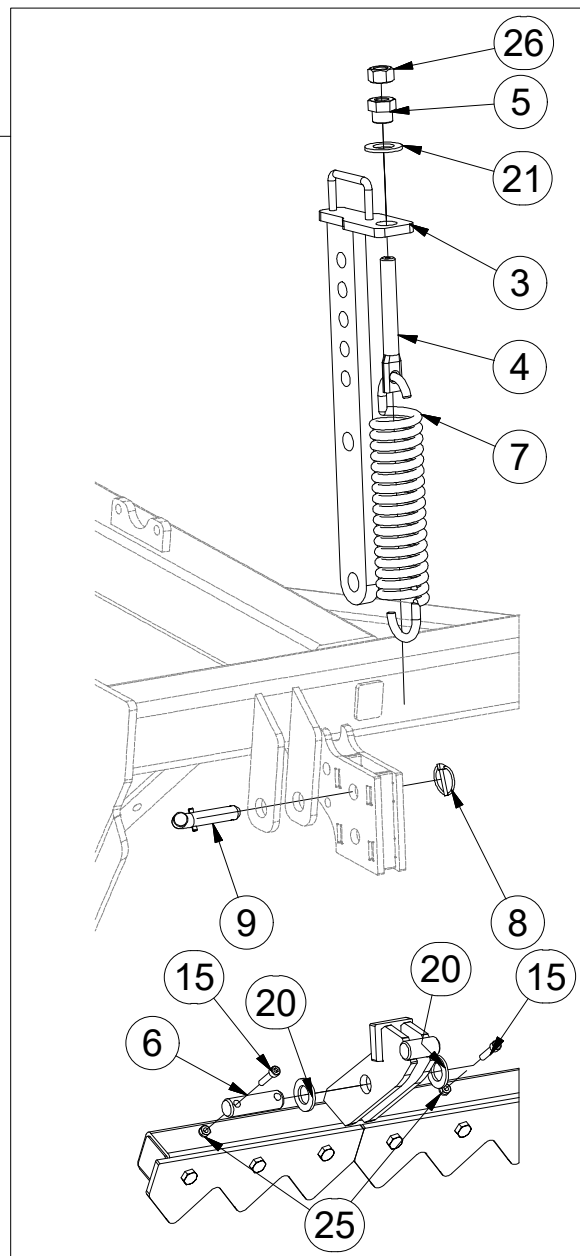
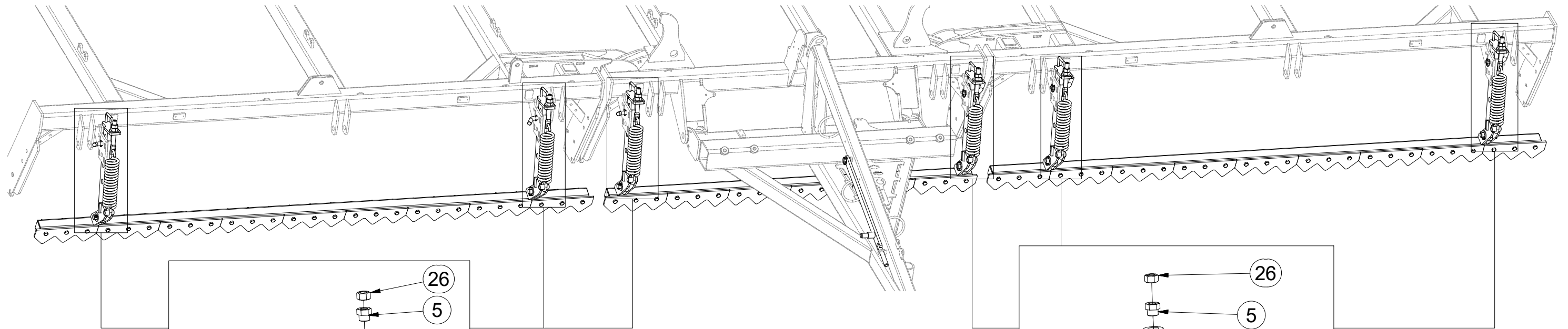
Ⓖ SET OF FRONT LEVELLING BARS

Ⓡ КОМПЛЕКТ ПЕРЕДНИХ БОРОН

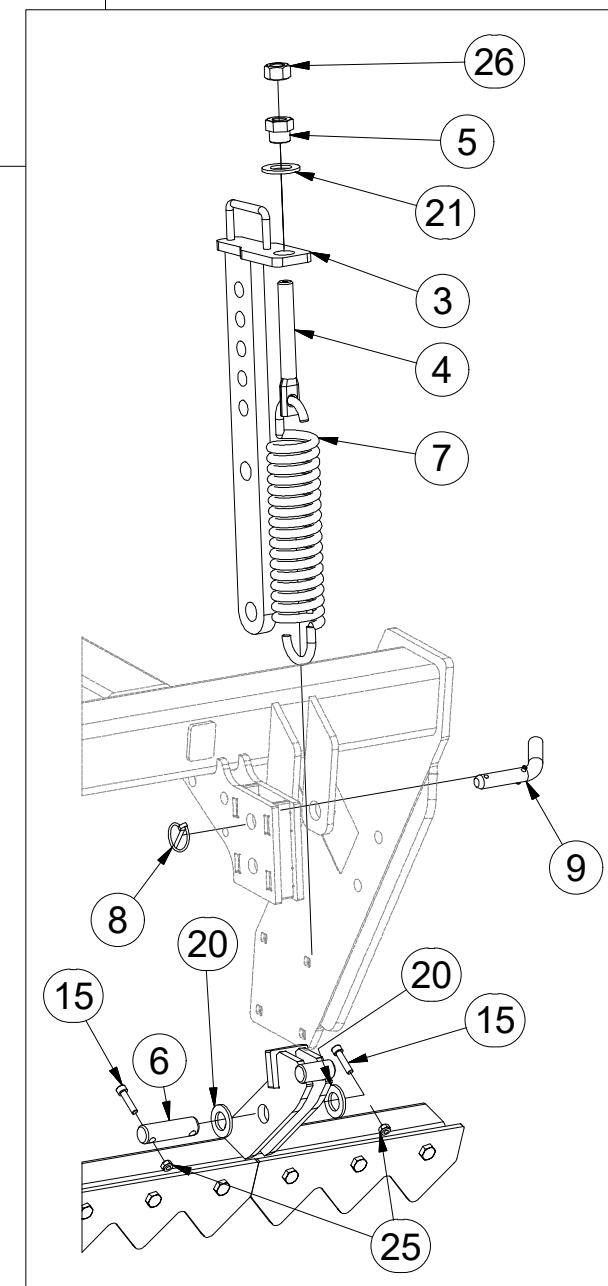
Ⓢ ZESTAW PRZEDNICH WŁÓK

**Farmet**

**3006127**



Pos.	Part Number	Pcs.
3	3008686	6
4	4003401	6
5	4000189	6
6	4010390	6
7	m02597	6
8	m10454	7
9	4012011	6
15	m09464	12
20	m14028	12
21	m01225	6
25	m04503	12
26	m01307	6



Ⓒ PŘEDNÍ SMYK

Ⓓ VORDERE ACKERSCHLEIFE

Ⓕ NIVELEUR AVANT

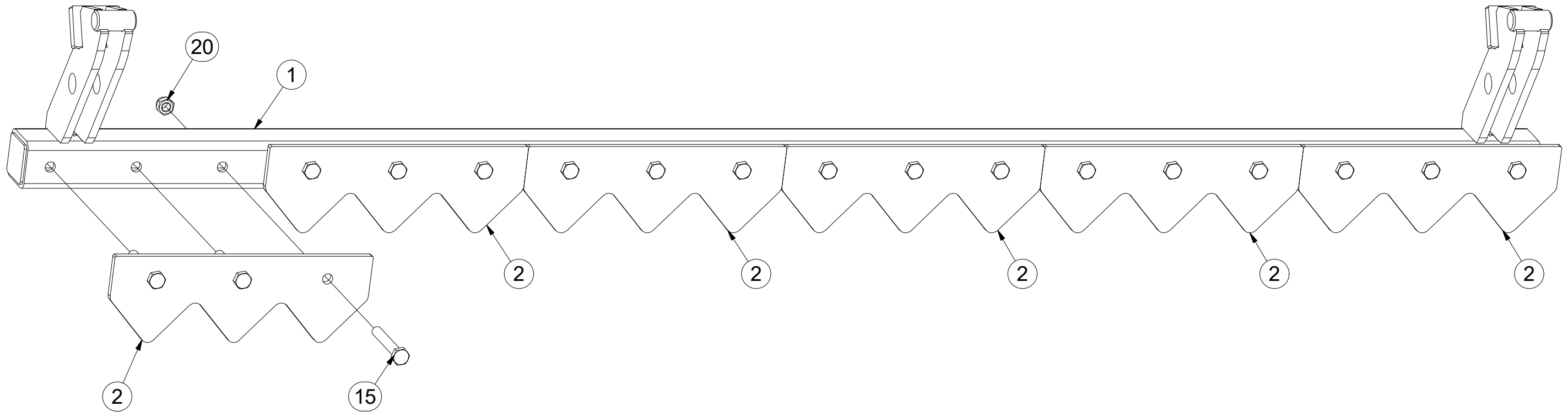
Ⓖ FRONT DRAG

Ⓡ ПЕРЕДНЯЯ БОРОНА

Ⓟ PRZEDNIA WŁÓKA

**Farmet**

**3010749**



Pos.	Part Number	Pcs.
1	3010748	1
2	4021741	6
15	m09437	18
20	m04301	18



Ⓒ PŘEDNÍ SMYK

Ⓓ VORDERE ACKERSCHLEIFE

Ⓕ NIVELEUR AVANT

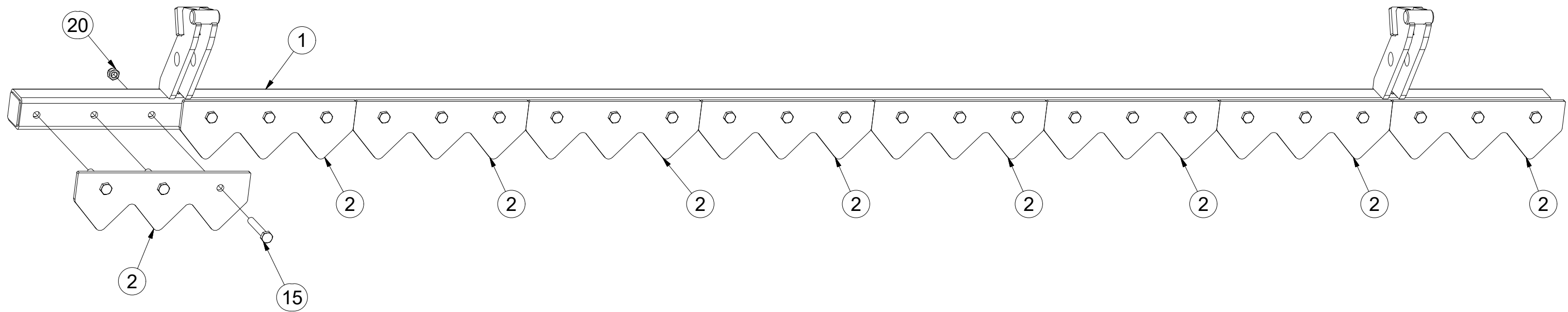
Ⓖ FRONT DRAG

Ⓡ ПЕРЕДНЯЯ БОРОНА

Ⓟ PRZEDNIA WŁÓKA



**3011398**



Pos.	Part Number	Pcs.
1	3011399	1
2	4021741	9
15	m09437	27
20	m04301	27

ⒸZ SADA PŘEDNÍCH VÁLCŮ

Ⓓ SATZ VORDERE WALZEN

Ⓕ KIT DE ROULEAUX AVANT

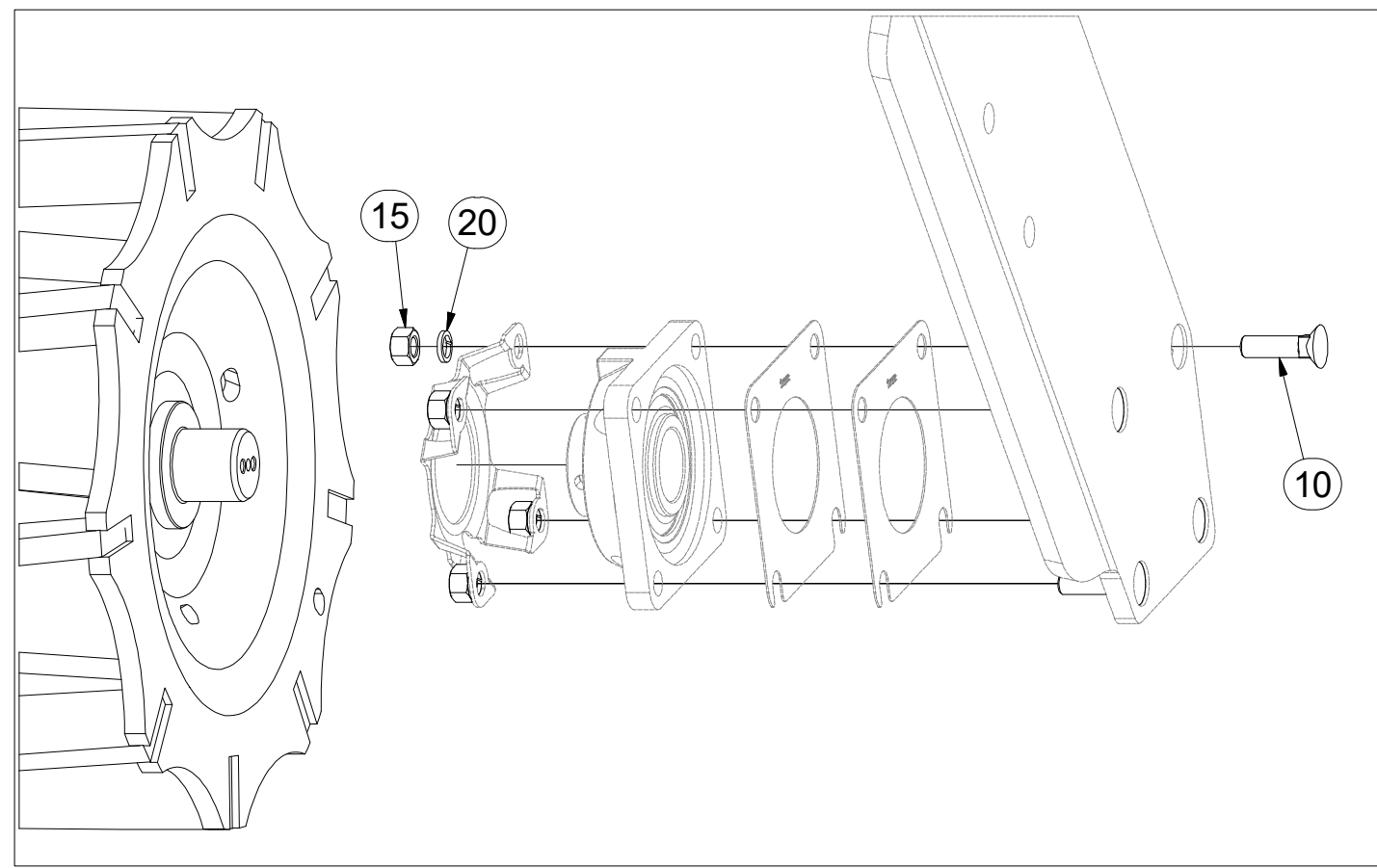
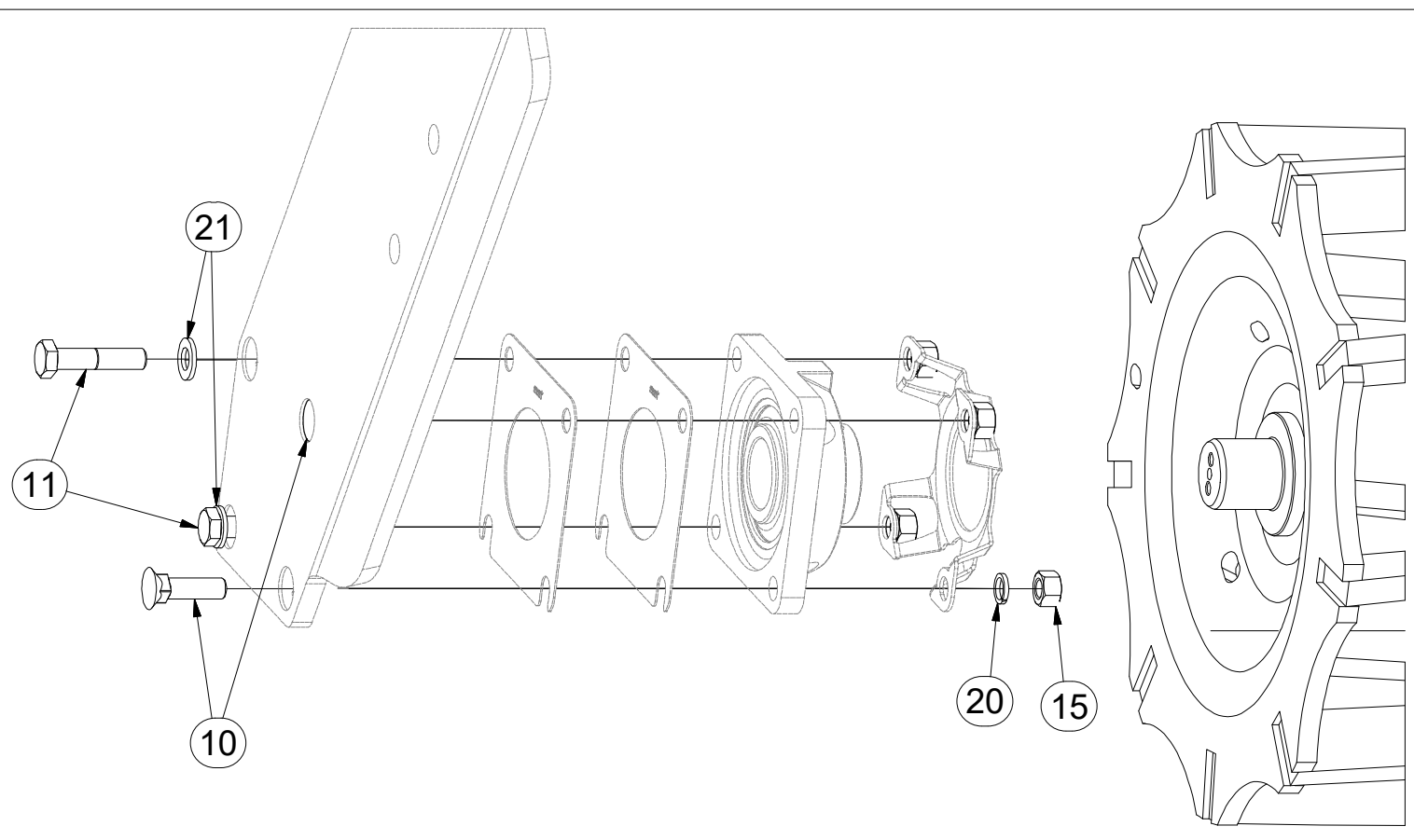
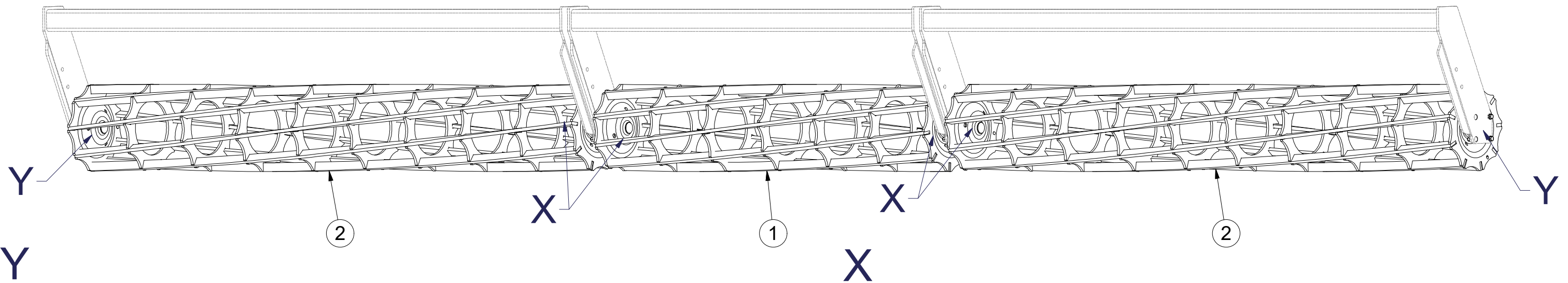
ⒼB SET OF FRONT ROLLERS

ⒺU КОМПЛЕКТ ПЕРЕДНИХ КАТКОВ

ⒻL ZESTAW PRZEDNICH WAŁÓW



**3011904**



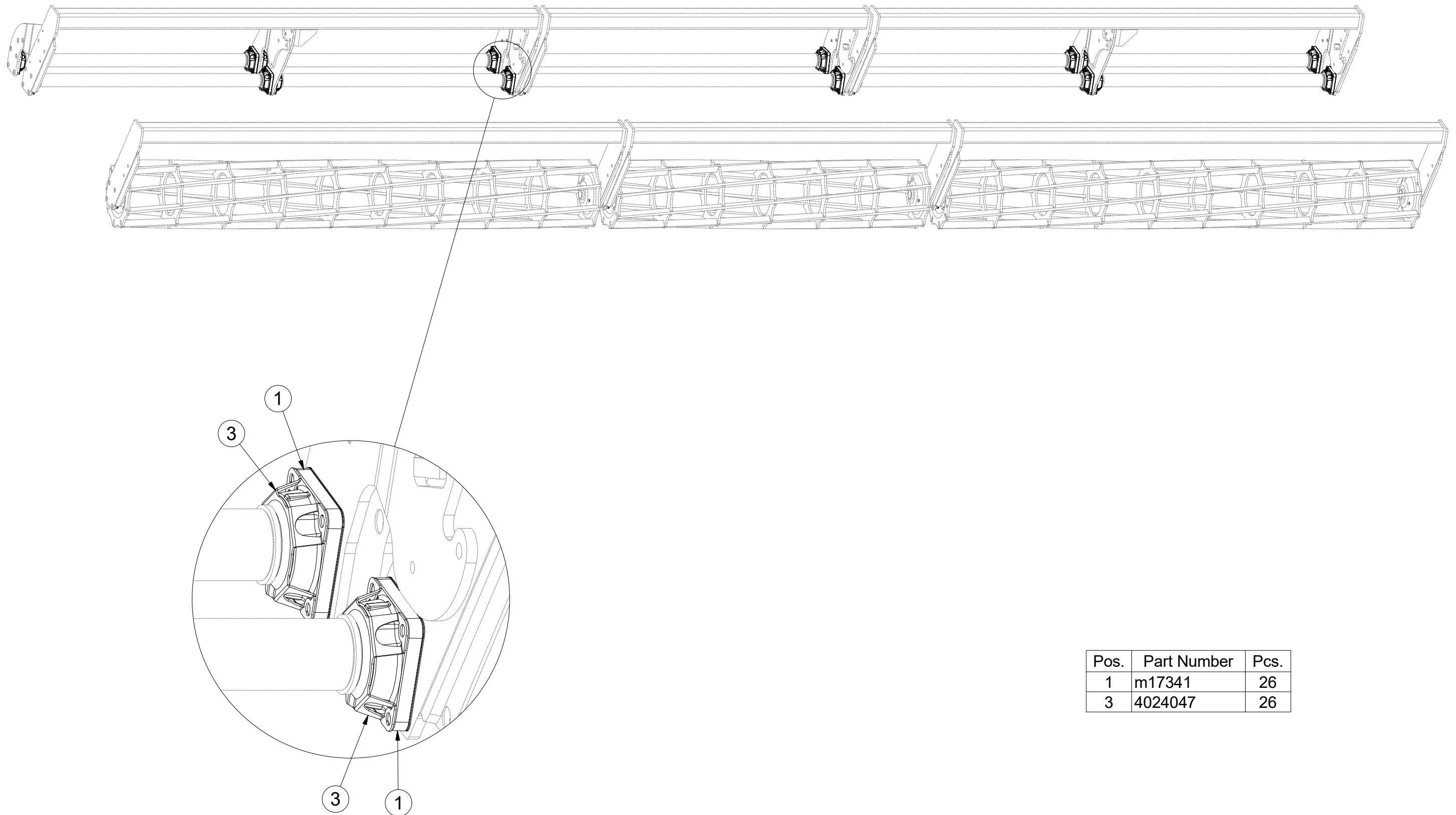
Pos.	Part Number	Pcs.	Pos.	Part Number	Pcs.
1	2000679	1	15	m01305	24
2	2001151	2	20	m03988	24
10	m03519	20	21	m17741	4
11	m04412	4			

Ⓒ SADA LOŽISEK  
Ⓓ LAGERSATZ  
Ⓕ KIT DE ROULEMENTS

Ⓖ SET OF BEARINGS  
Ⓡ КОМПЛЕКТ ПОДШИПНИКОВ  
Ⓢ ZESTAW ŁOŻYSK



**3011892**



Pos.	Part Number	Pcs.
1	m17341	26
3	4024047	26

ⒸZ SADA LOŽISEK

Ⓓ LAGERSATZ

Ⓕ KIT DE ROULEMENTS

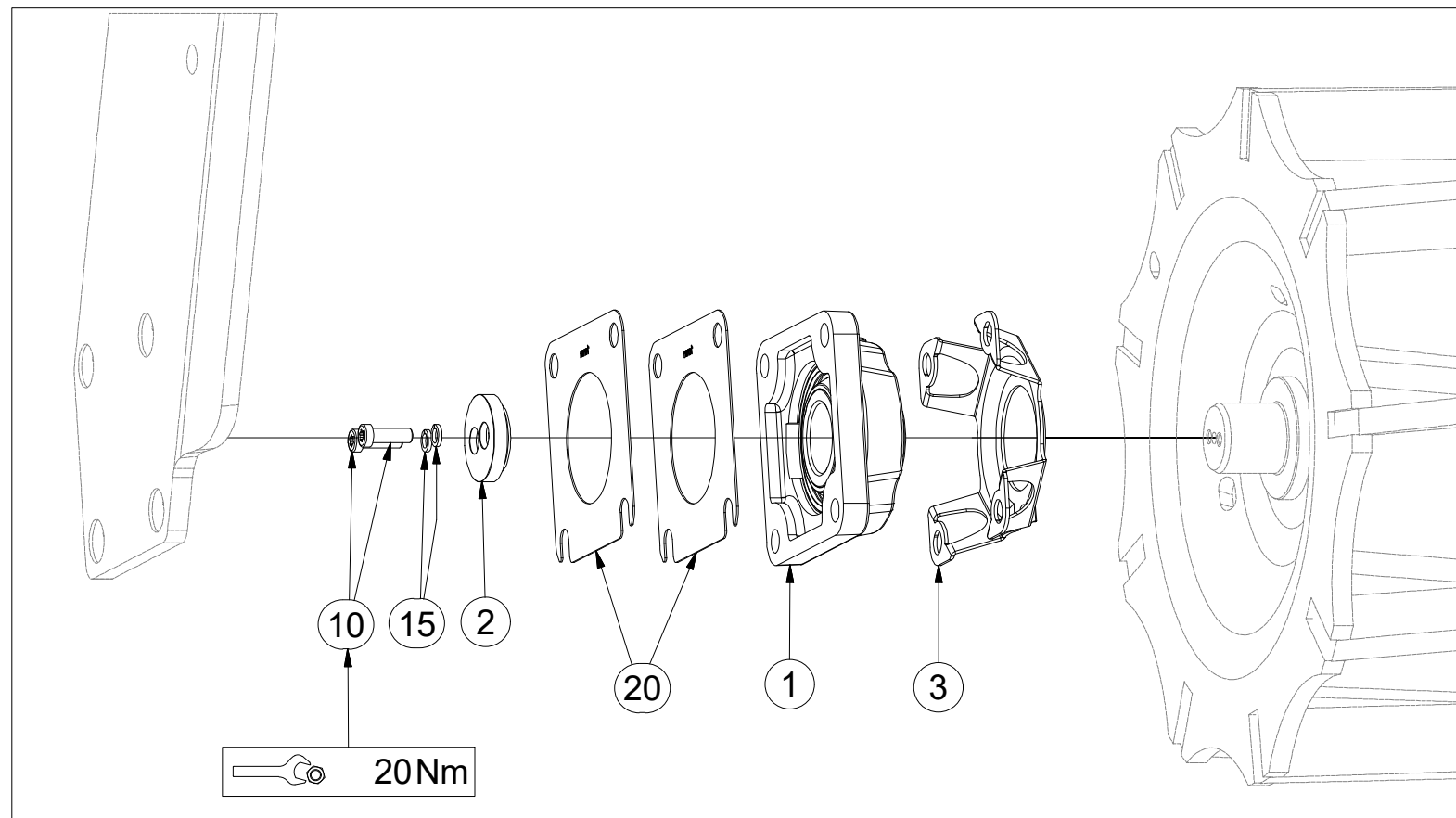
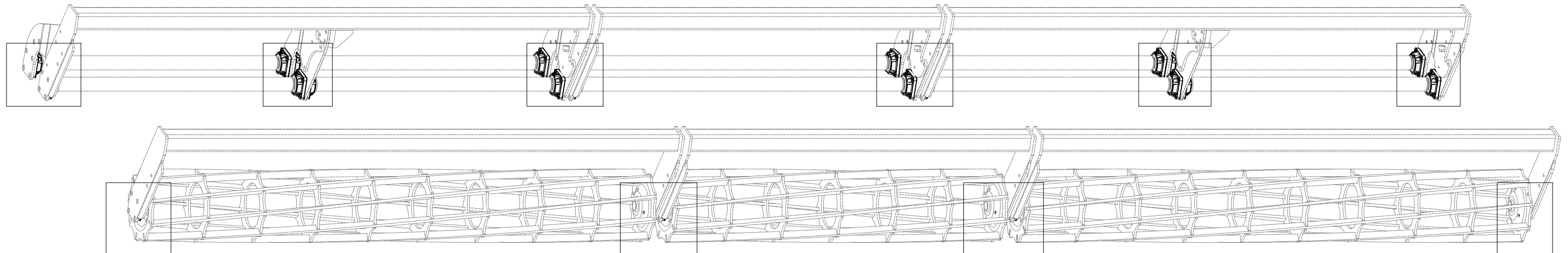
ⒸB SET OF BEARINGS

ⒸU КОМПЛЕКТ ПОДШИПНИКОВ

ⒸL ZESTAW ŁOŻYSK



**3011892**



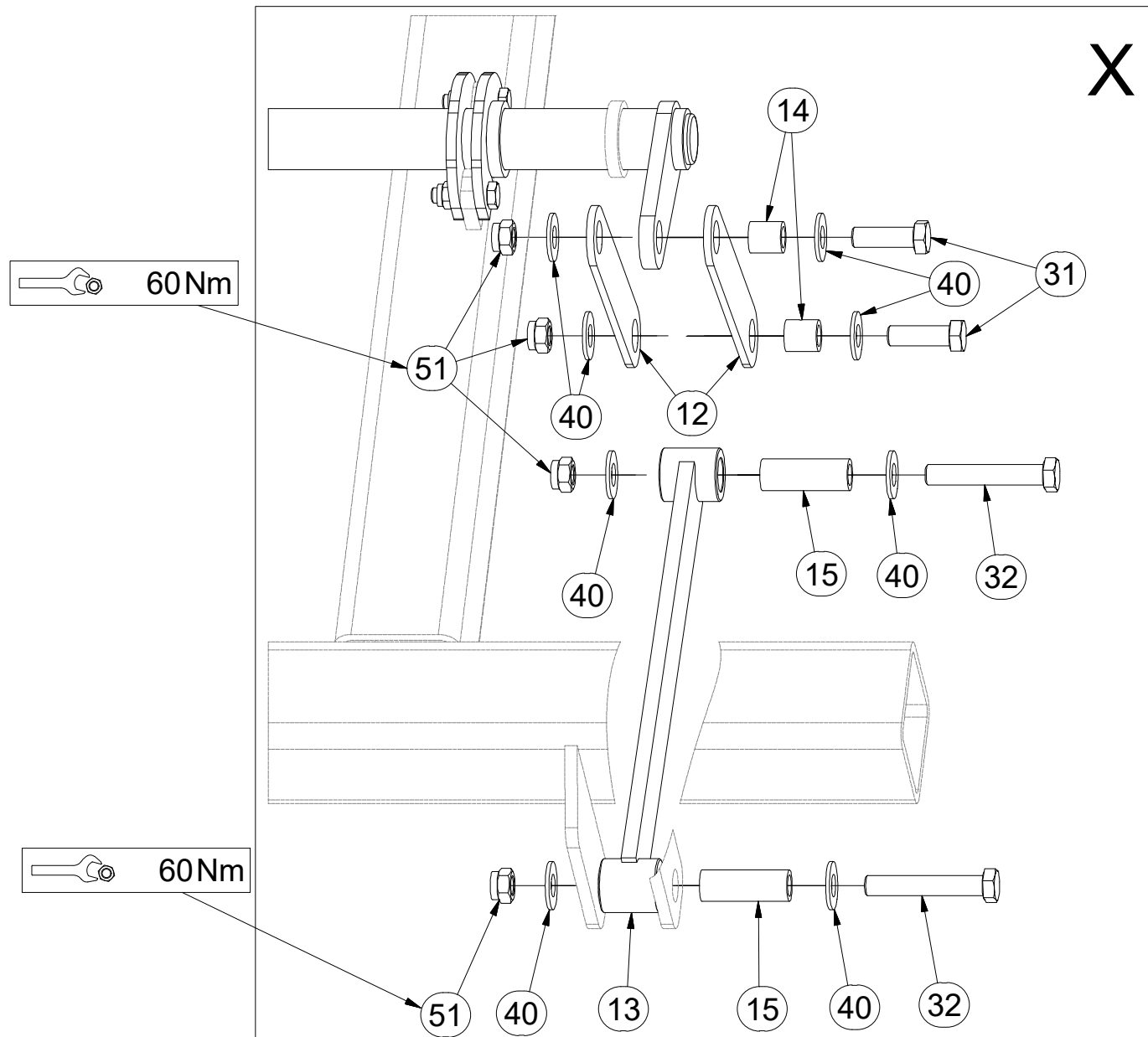
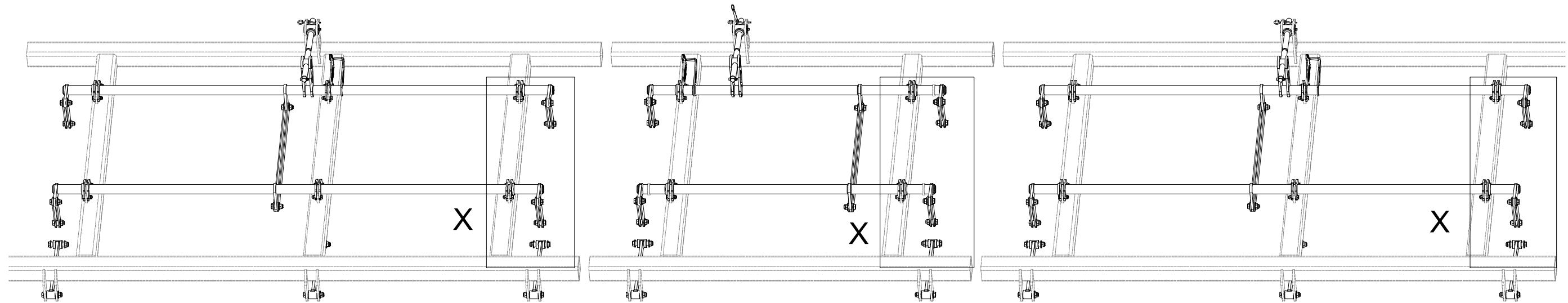
Pos.	Part Number	Pcs.
1	m17341	26
2	4024753	26
3	4024047	26
10	m18858	52
15	m01202	52
20	4016809	52

CZ SADA OVLÁDÁNÍ RADLIC  
 D STEUERSATZ PFLUGSCHAREN  
 F KIT DE COMMANDEDES SOCS

GB SET OF PLOUGHSHARE CONTROL  
 RU КОМПЛЕКТ УПРАВЛЕНИЯ ЛАП  
 PL ZESTAW STEROWANIA RADLICAMI



**3011969**



Pos.	Part Number	Pcs.
12	4005333	24
13	4003971	8
14	4002265	30
15	9001426	16
31	m04355	30
32	m07673	16
40	m05651	92
51	m03683	46

☉ SADA OVLÁDÁNÍ RADLIC

☉ STEUERSATZ PFLUGSCHAREN

☉ KIT DE COMMANDEDES SOCS

☉ SET OF PLOUGHSHARE CONTROL

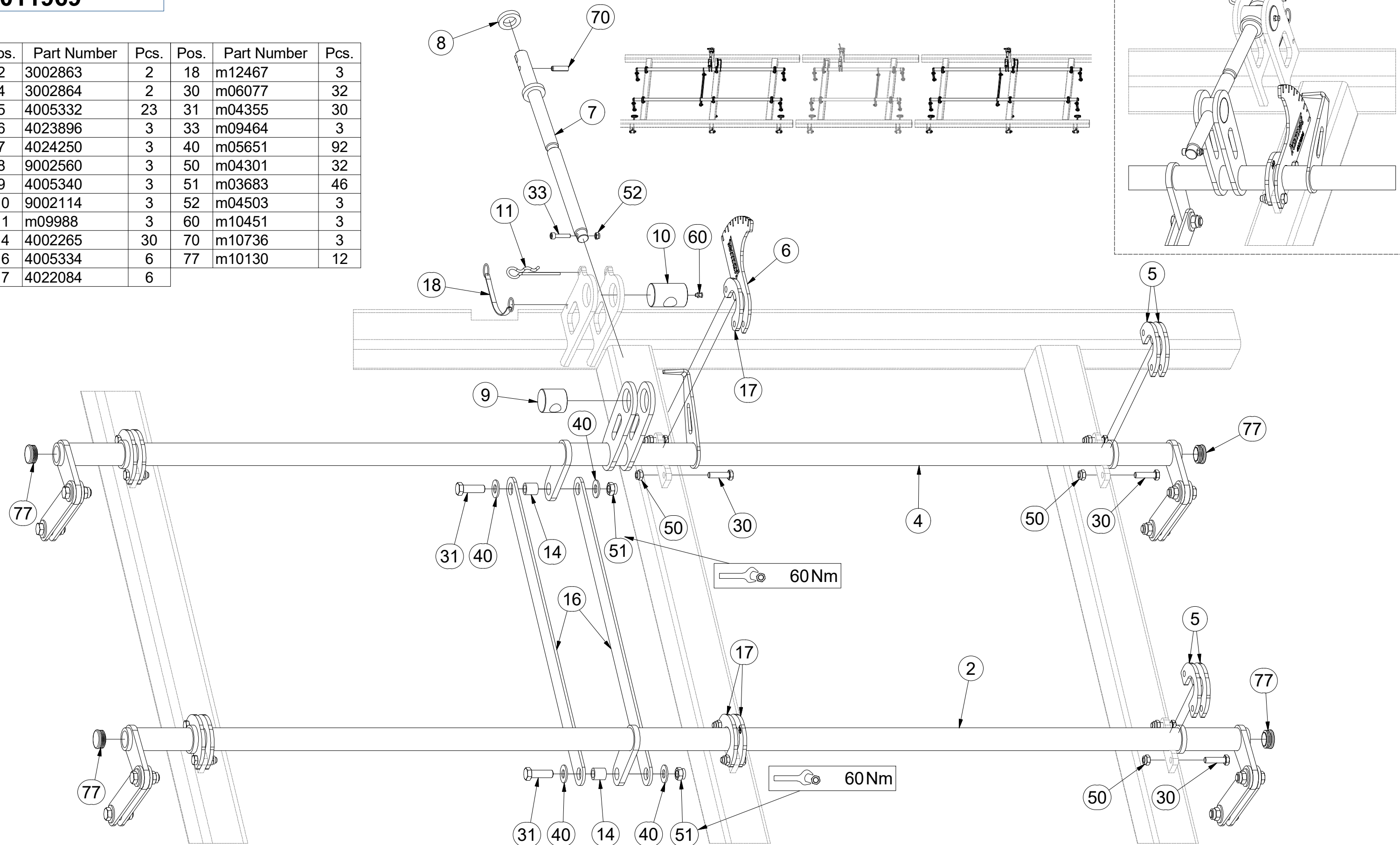
☉ КОМПЛЕКТ УПРАВЛЕНИЯ ЛАП

☉ ZESTAW STEROWANIA RADLICAMI



**3011969**

Pos.	Part Number	Pcs.	Pos.	Part Number	Pcs.
2	3002863	2	18	m12467	3
4	3002864	2	30	m06077	32
5	4005332	23	31	m04355	30
6	4023896	3	33	m09464	3
7	4024250	3	40	m05651	92
8	9002560	3	50	m04301	32
9	4005340	3	51	m03683	46
10	9002114	3	52	m04503	3
11	m09988	3	60	m10451	3
14	4002265	30	70	m10736	3
16	4005334	6	77	m10130	12
17	4022084	6			

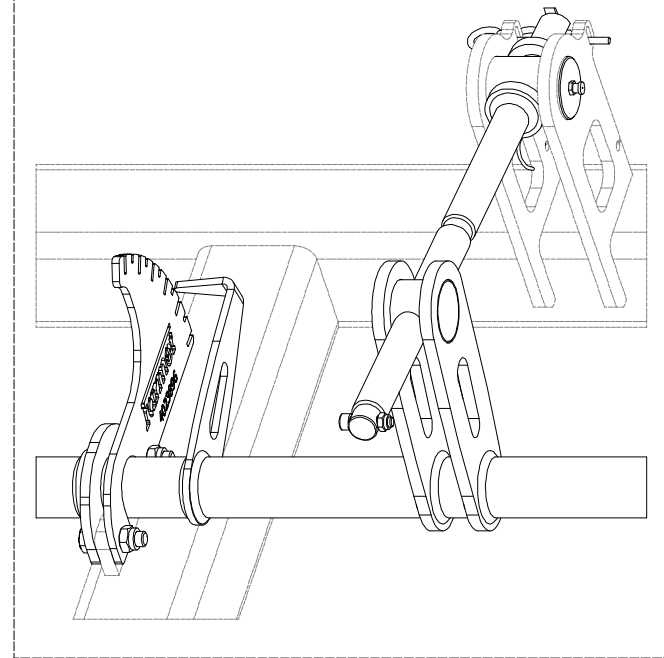
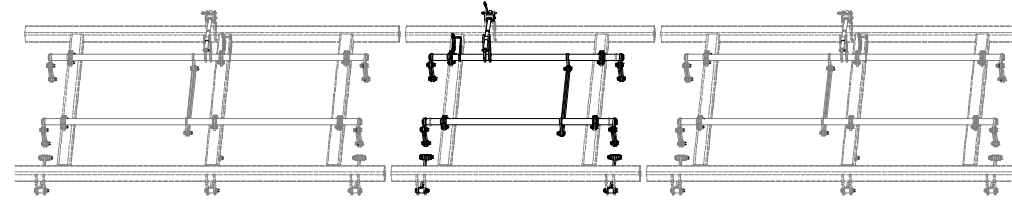
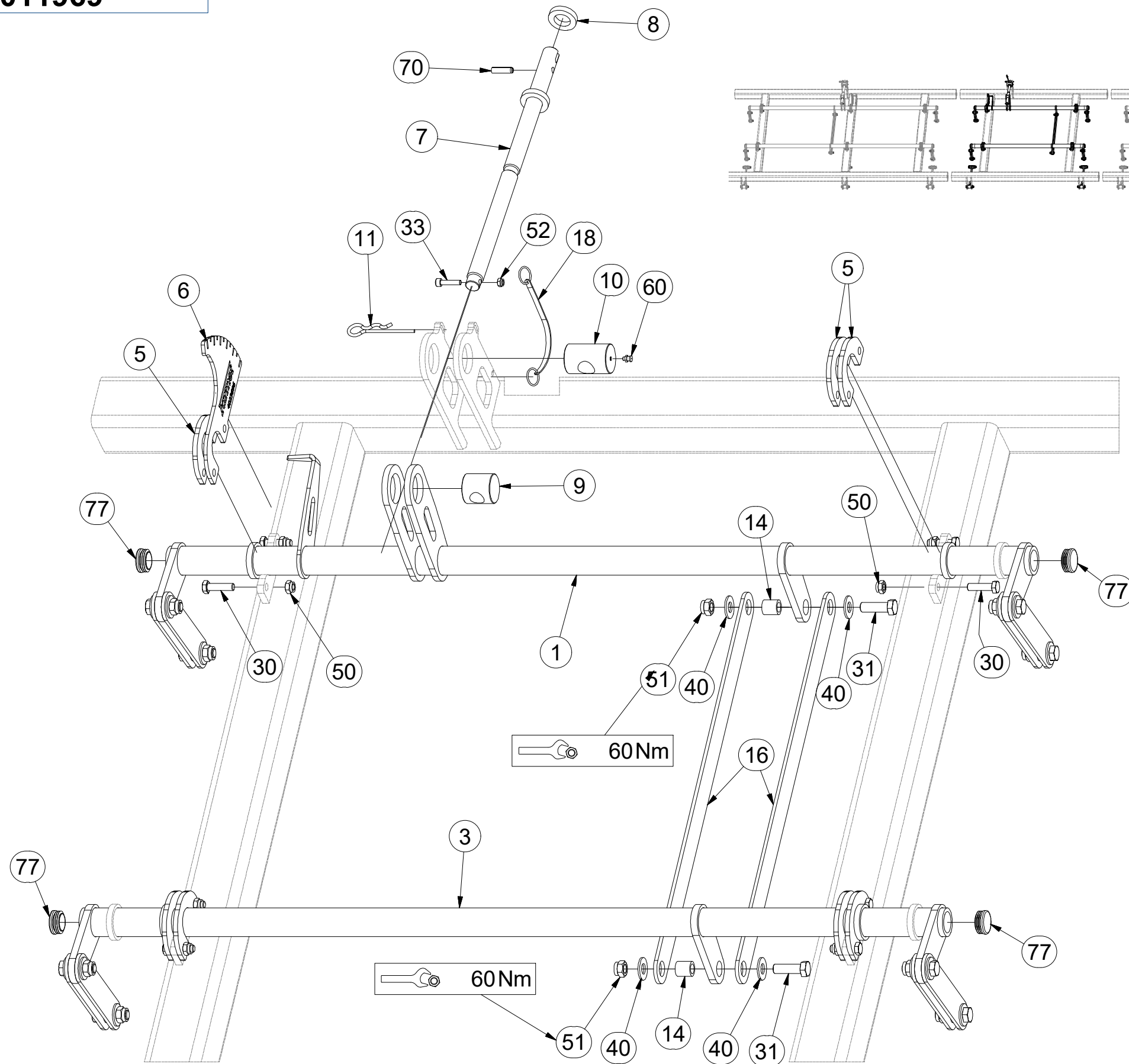


CZ SADA OVLÁDÁNÍ RADLIC  
 D STEUERSATZ PFLUGSCHAREN  
 F KIT DE COMMANDEDES SOCS

GB SET OF PLOUGHSHARE CONTROL  
 RU КОМПЛЕКТ УПРАВЛЕНИЯ ЛАП  
 PL ZESTAW STEROWANIA RADLICAMI



**3011969**



Pos.	Part Number	Pcs.	Pos.	Part Number	Pcs.
1	3002831	1	18	m12467	3
3	3002830	1	30	m06077	32
5	4005332	23	31	m04355	30
6	4023896	3	33	m09464	3
7	4024250	3	40	m05651	92
8	9002560	3	50	m04301	32
9	4005340	3	51	m03683	46
10	9002114	3	52	m04503	3
11	m09988	3	60	m10451	3
14	4002265	30	70	m10736	3
16	4005334	6	77	m10130	12

Ⓒ SADA RADLIC

Ⓓ SCHARSATZ

Ⓕ KIT DE SOCS

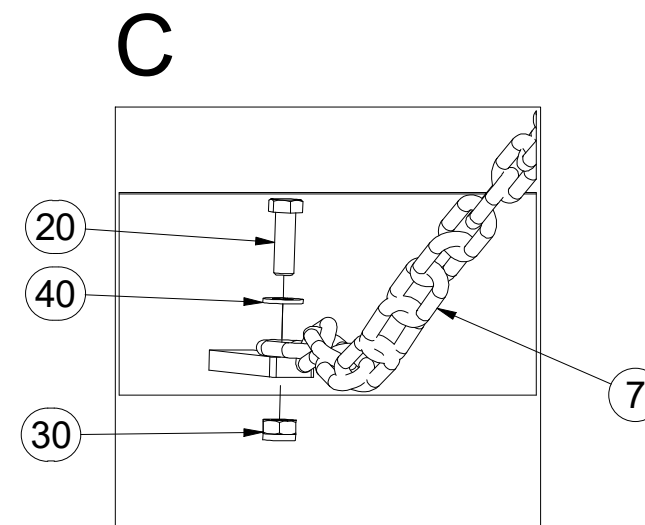
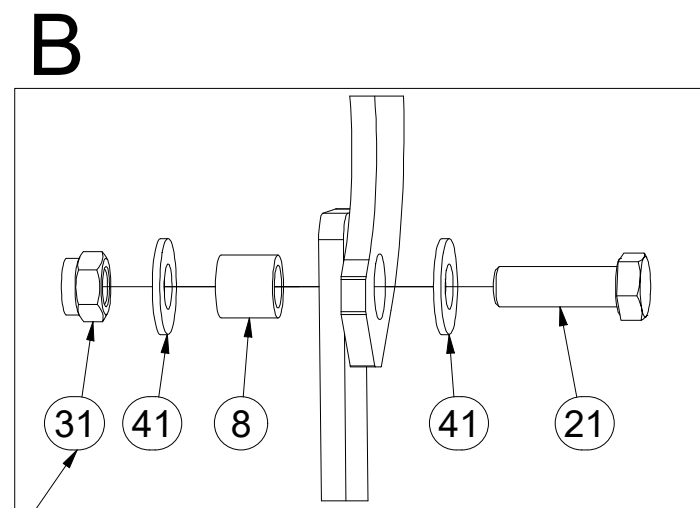
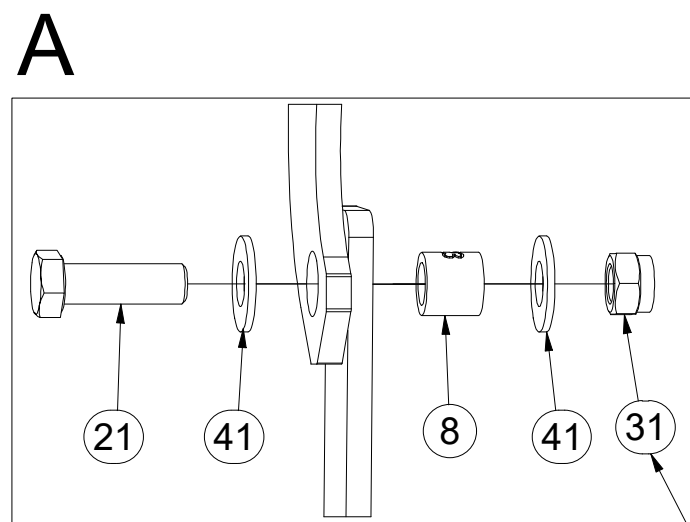
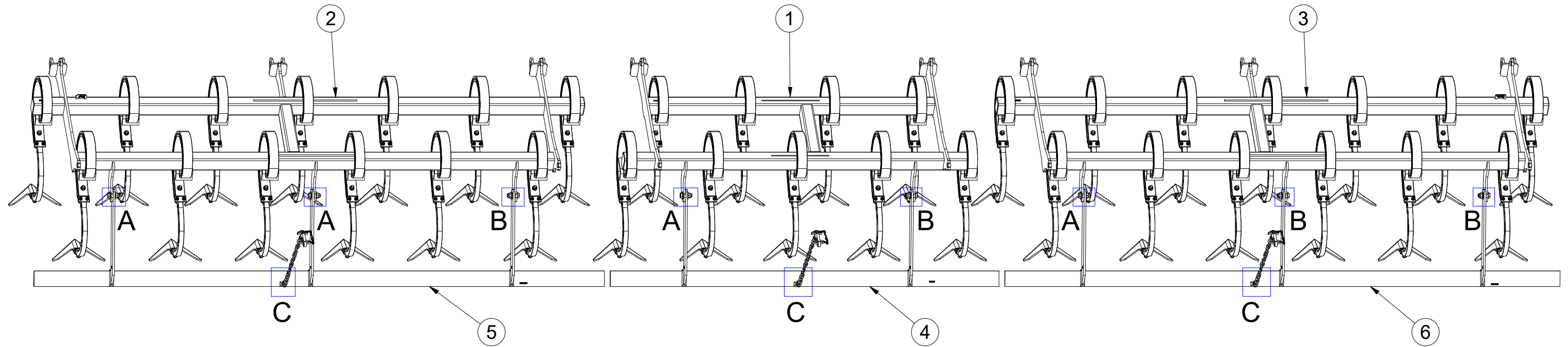
Ⓖ SET OF PLOUGHSHARES

Ⓡ КОМПЛЕКТ ЛАП

Ⓢ ZESTAW REDLIC



**3012638**



60Nm

Pos.	Part Number	Pcs.
1	3002834	1
2	3012649	1
3	3012651	1
4	3002557	1
5	3002563	1
6	3002562	1
7	4001641	3
8	4022223	8
20	m01092	3
21	m04355	8
30	m04503	3
31	m03683	8
40	m01203	3
41	m05651	16



ⒸZ SADA RADLIC

Ⓓ SCHARSATZ

Ⓕ KIT DE SOCS

ⒼB SET OF PLOUGHSHARES

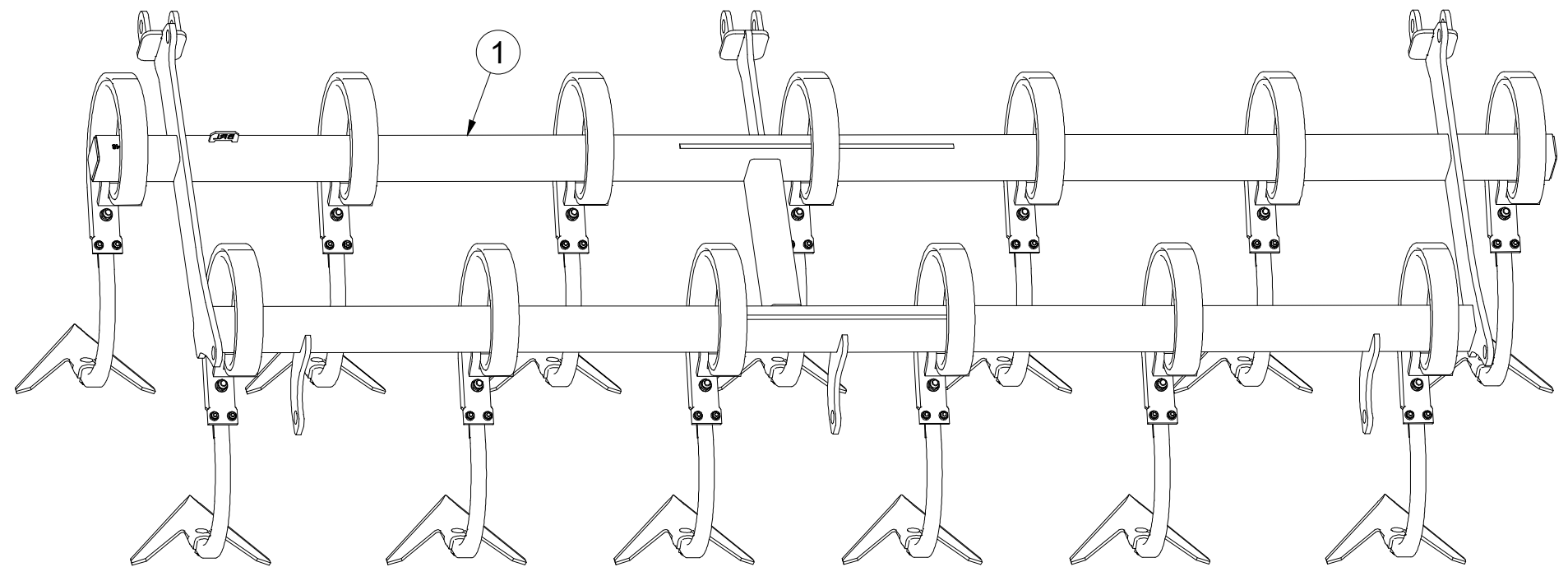
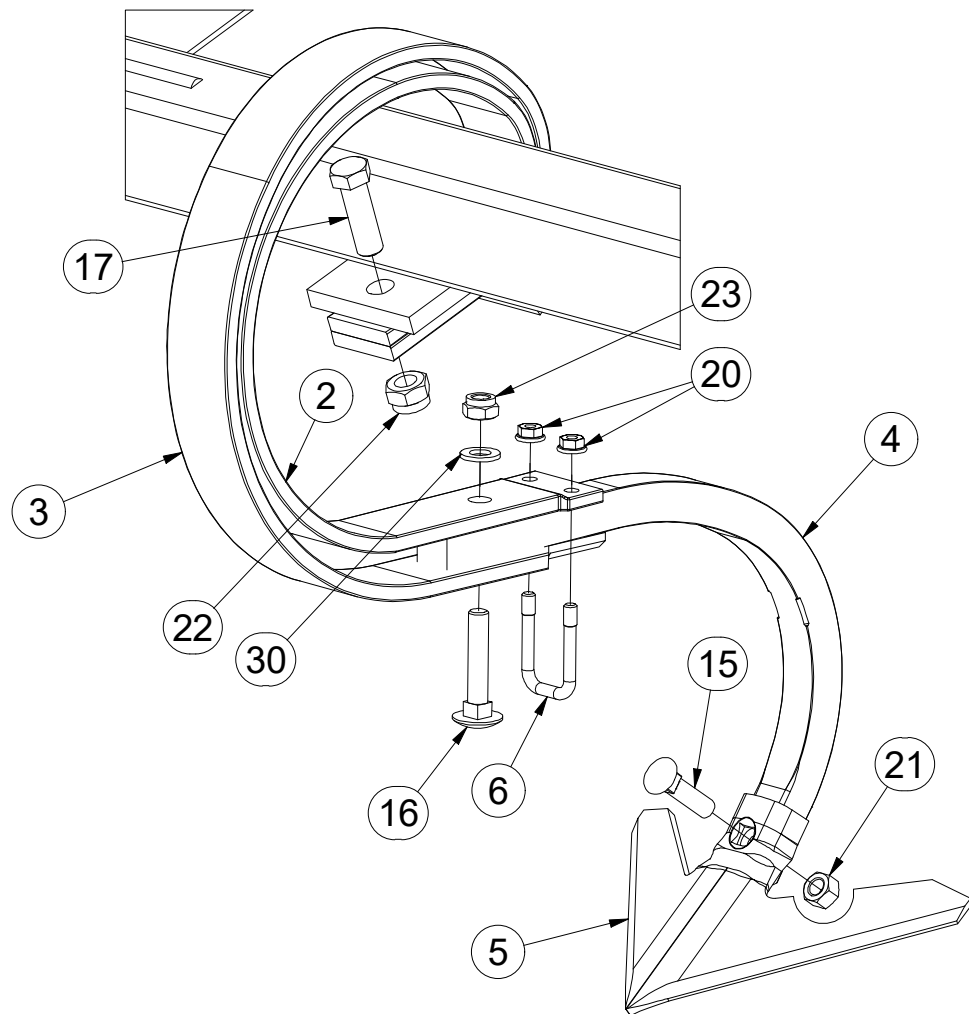
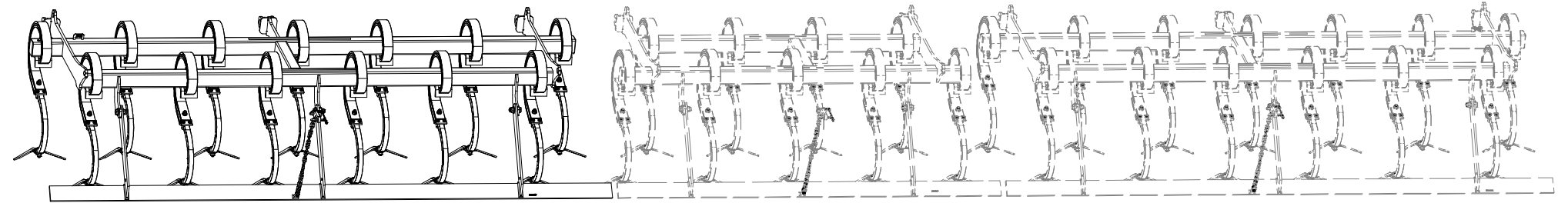
ⒺU КОМПЛЕКТ ЛАП

ⒽL ZESTAW REDLIC



**3012649**

Pos.	Part Number	Pcs.	Pos.	Part Number	Pcs.
1	3012648	1	16	m11600	13
2	3000300	13	17	m04355	13
3	3000301	13	20	m06156	26
4	3002818	13	21	m10439	13
5	3000236-KOO	13	22	m03683	13
6	m09995	13	23	m04301	13
15	m10440	13	30	m01214	13



ⒸZ SADA RADLIC

Ⓓ SCHARSATZ

Ⓕ KIT DE SOCS

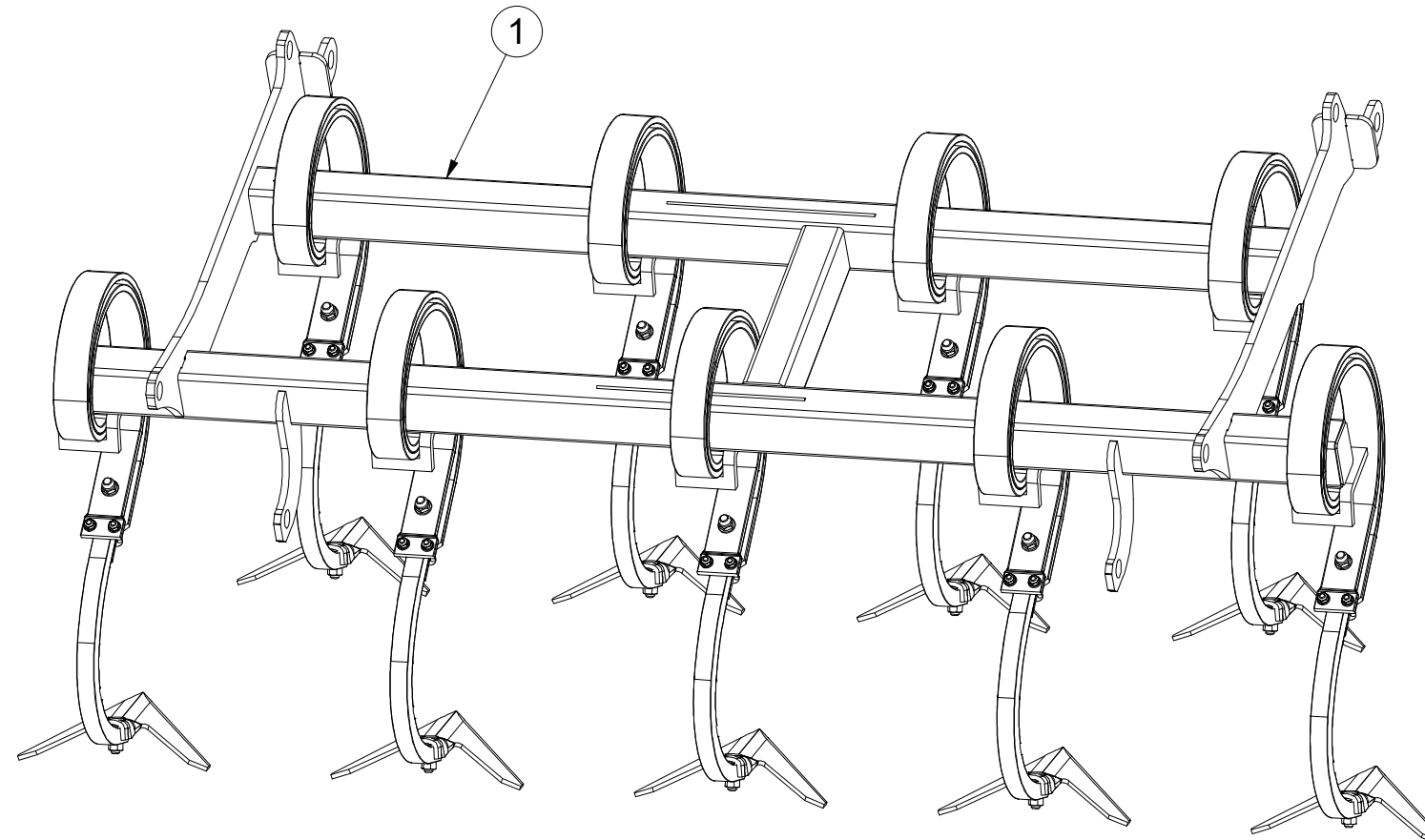
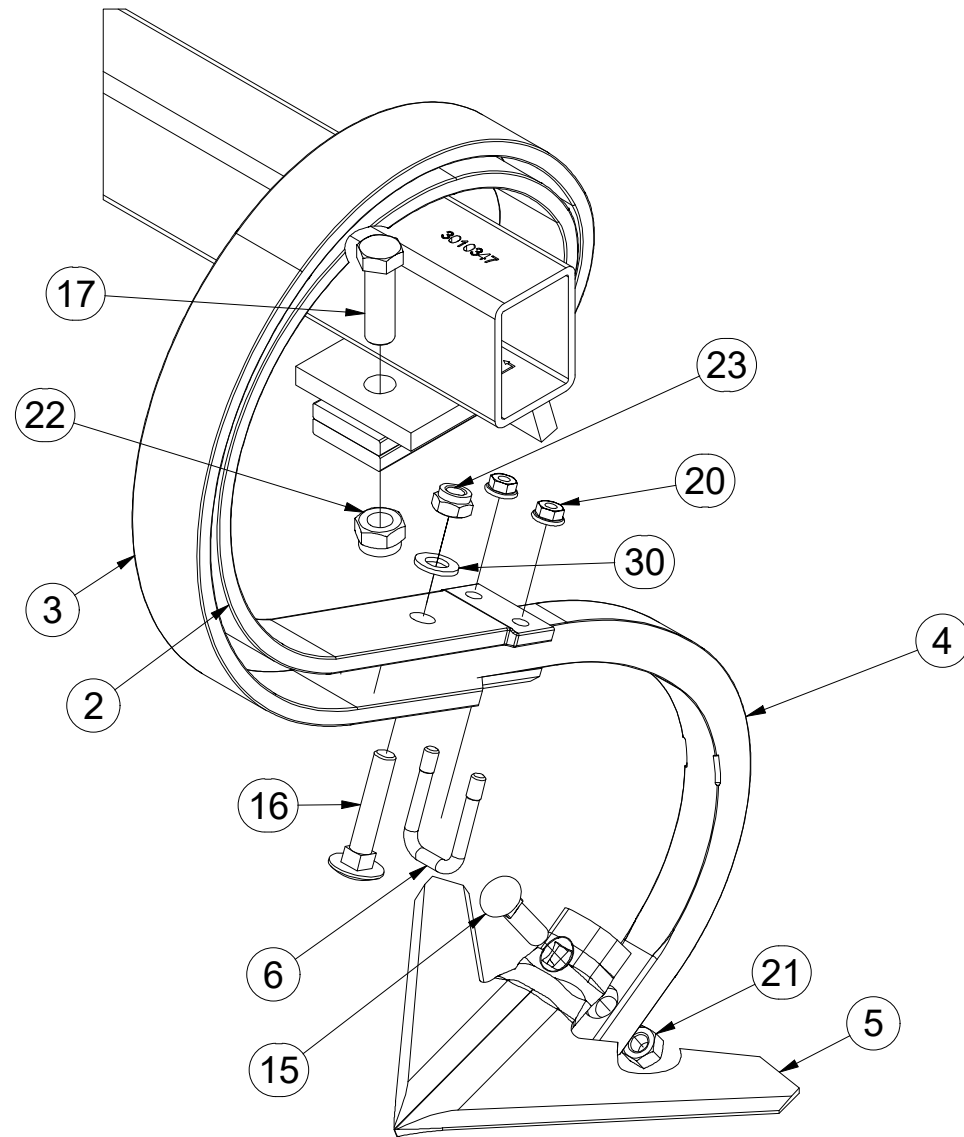
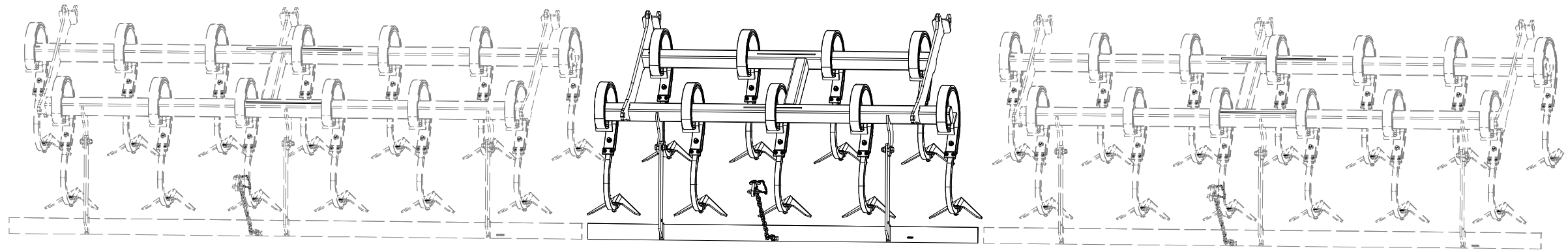
ⒸB SET OF PLOUGHSHARES

Ⓔ КОМПЛЕКТ ЛАП

Ⓐ ZESTAW REDLIC



**3002834**



Pos.	Part Number	Pcs.
1	3010347	1
2	3000300	9
3	3000301	9
4	3002818	9
5	3000236-KOO	9
6	m09995	9
15	m10440	9
16	m11600	9
17	m04355	9
20	m06156	18
21	m10439	9
22	m03683	9
23	m04301	9
30	m01214	9

Ⓒ SADA RADLIC

Ⓓ SCHARSATZ

Ⓕ KIT DE SOCS

Ⓖ SET OF PLOUGHSHARES

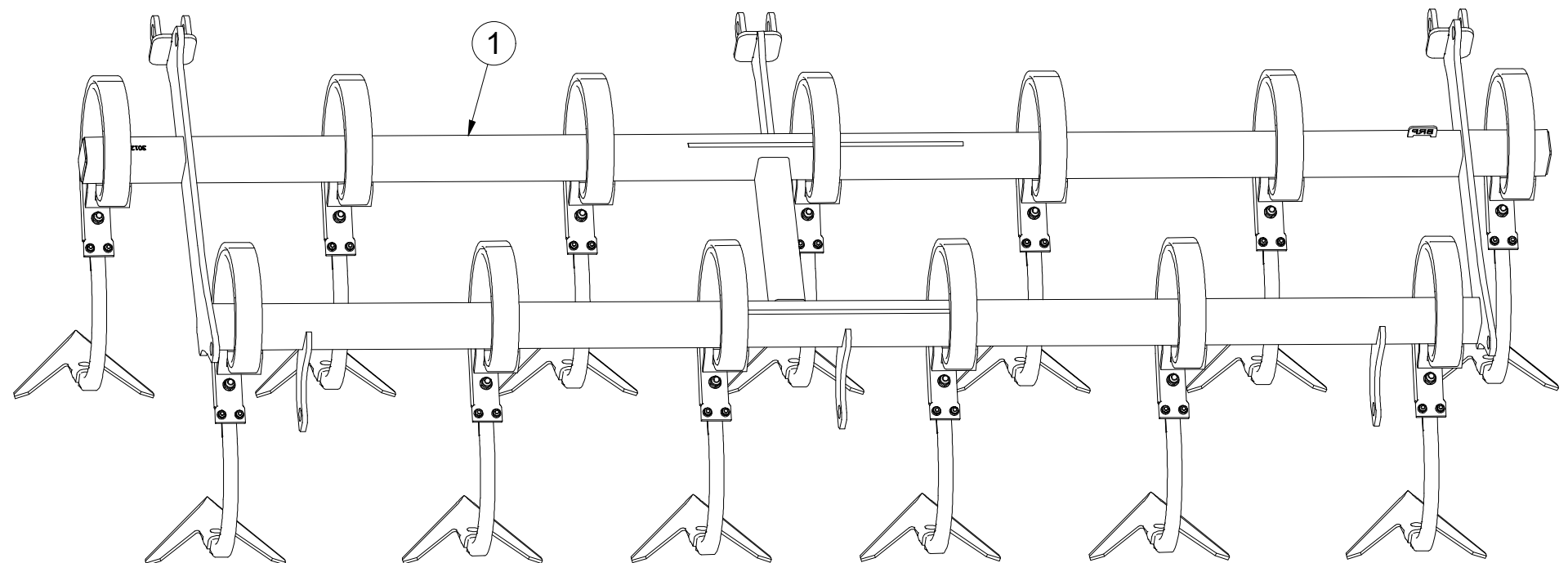
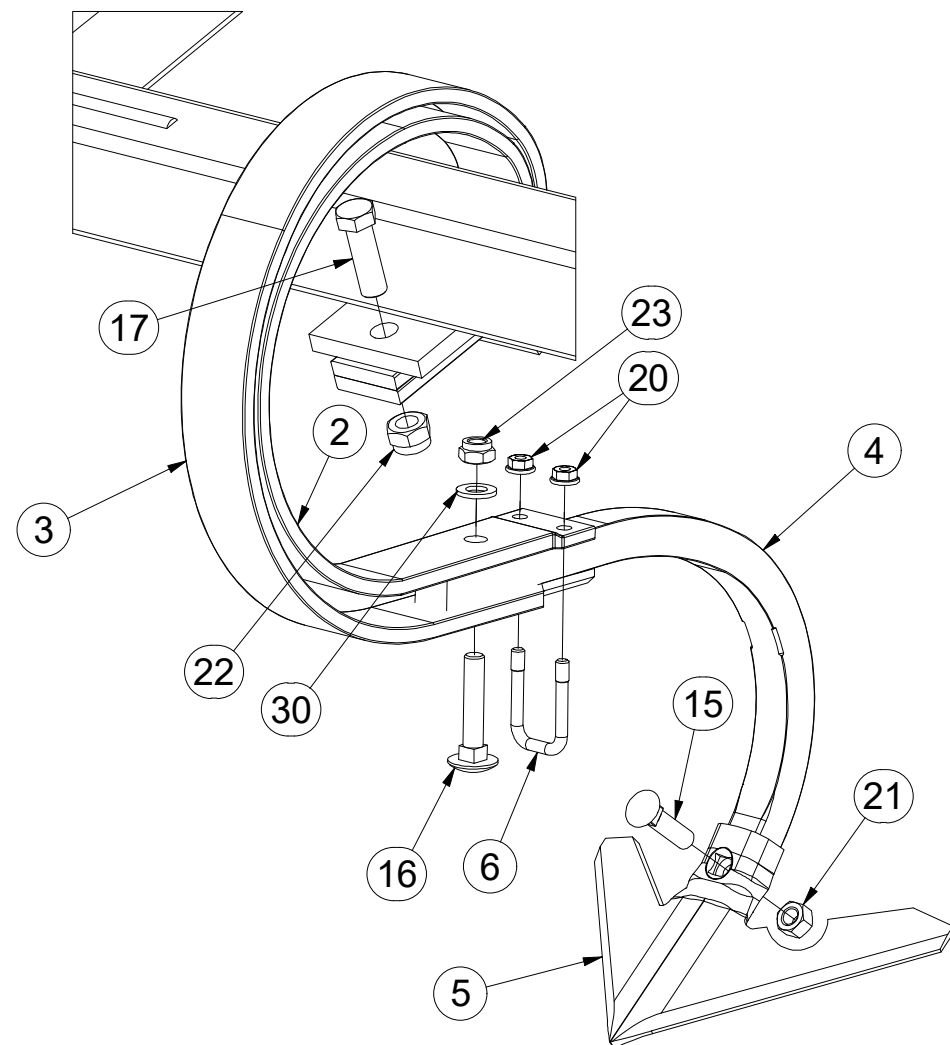
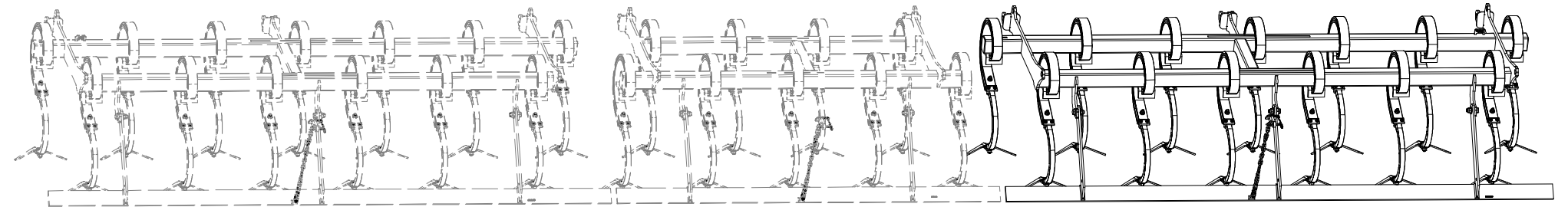
Ⓡ КОМПЛЕКТ ЛАП

Ⓟ ZESTAW REDLIC



**3012651**

Pos.	Part Number	Pcs.	Pos.	Part Number	Pcs.
1	3012650	1	16	m11600	13
2	3000300	13	17	m04355	13
3	3000301	13	20	m06156	26
4	3002818	13	21	m10439	13
5	3000236-KOO	13	22	m03683	13
6	m09995	13	23	m04301	13
15	m10440	13	30	m01214	13

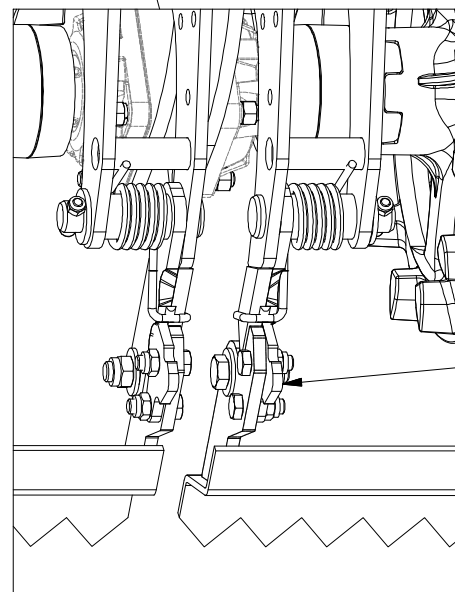
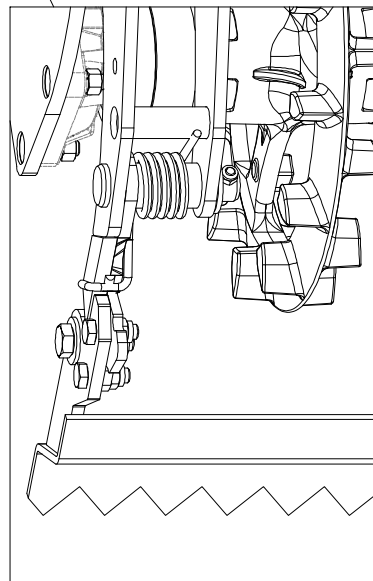
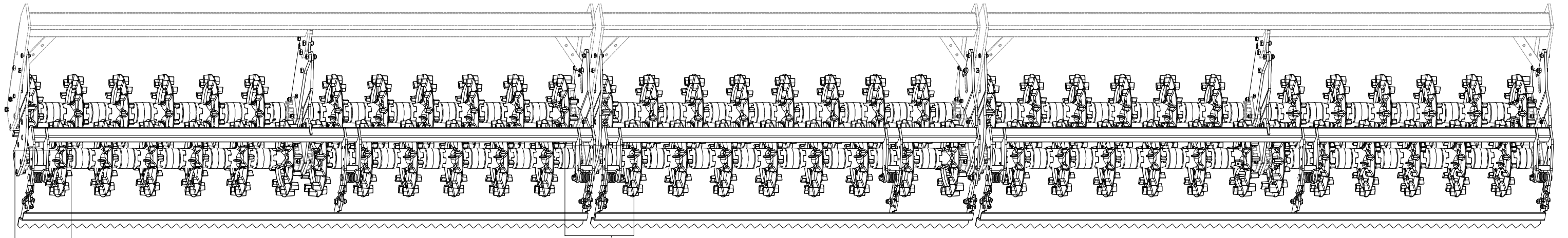


- ⒸZ SADA ZADNÍCH VÁLČŮ
- Ⓓ SATZ HINTERE WALZEN
- Ⓕ KIT DE ROULEAUX ARRIÈRE

- ⒼB SET OF REAR ROLLERS
- ⒶR КОМПЛЕКТ ЗАДНИХ КАТКОВ
- ⒶL ZESTAW TYLNYCH WAŁÓW



**3012046**



27

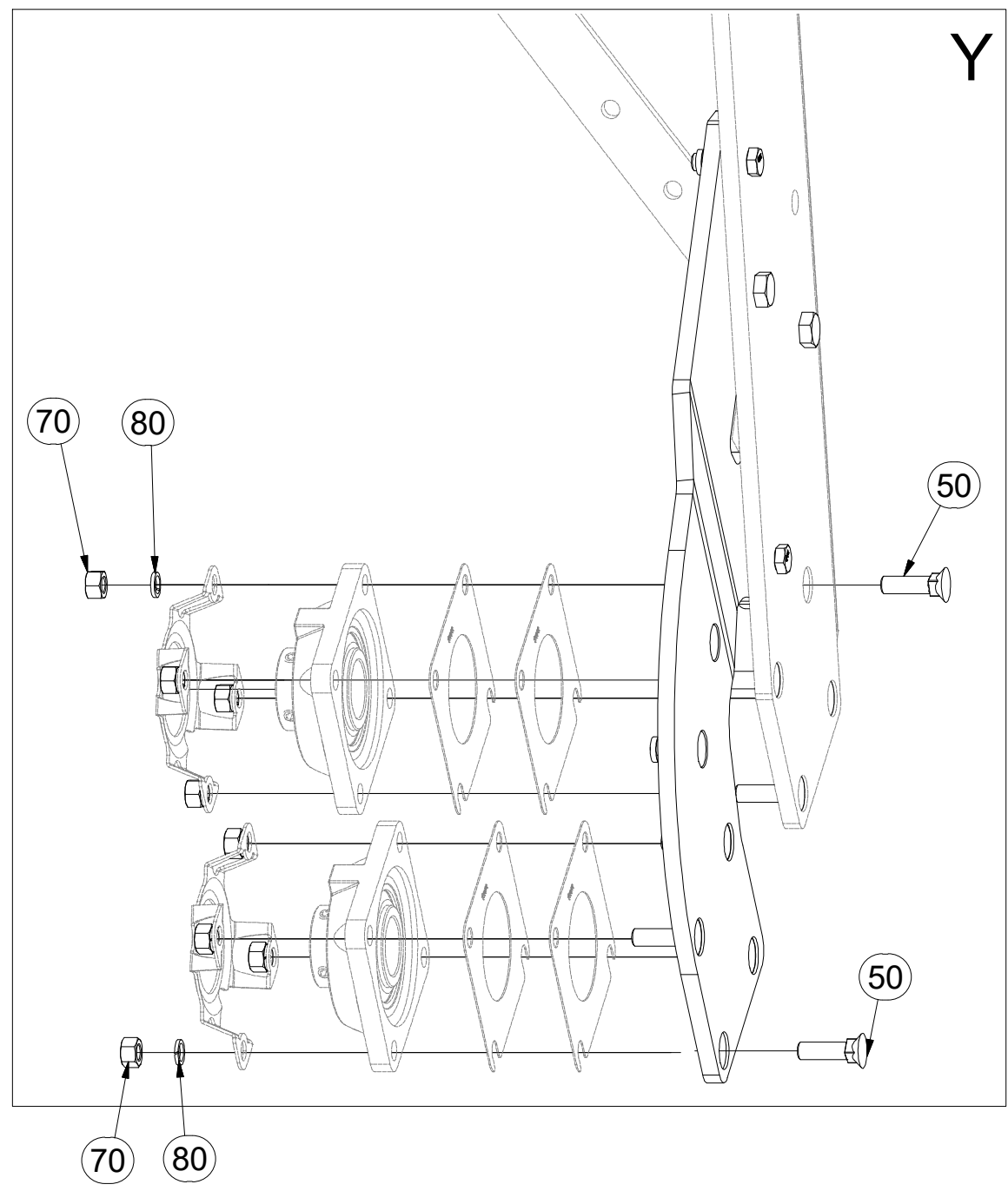
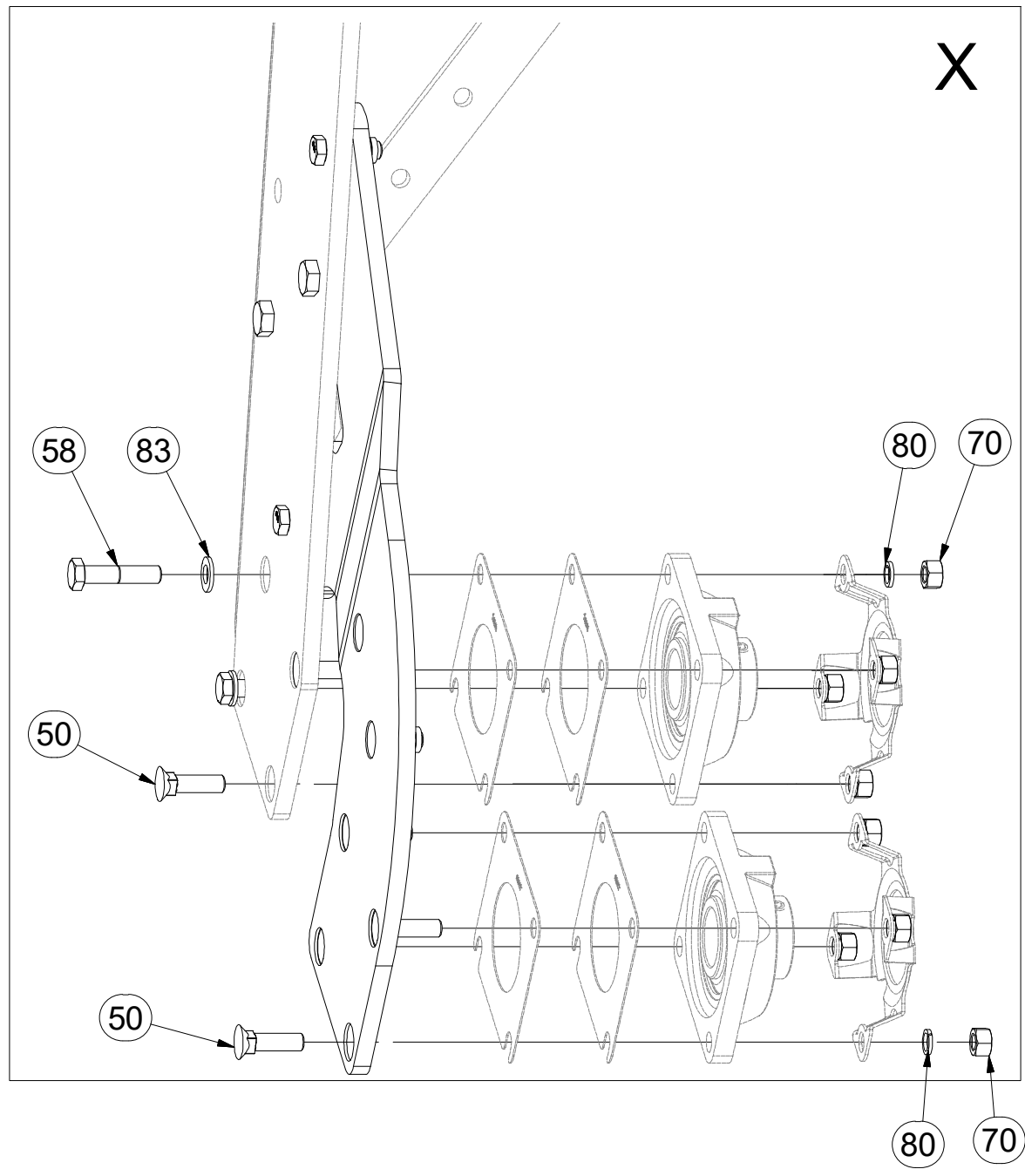
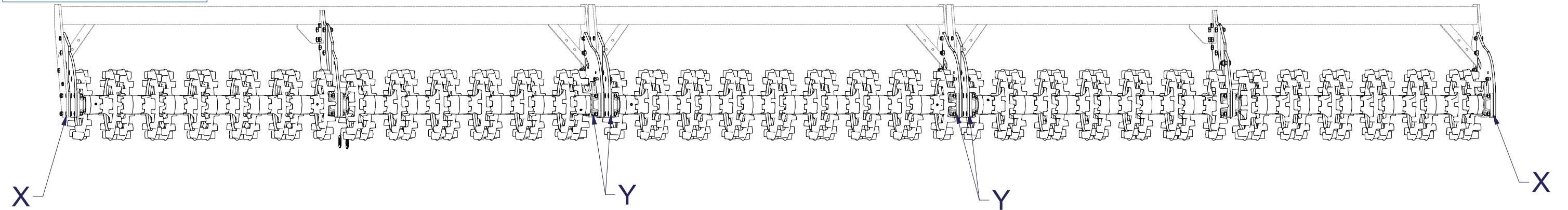
Pos.	Part Number	Pcs.
27	3006131	1

- ⒸZ SADA ZADNÍCH VÁLCŮ
- Ⓓ SATZ HINTERE WALZEN
- Ⓕ KIT DE ROULEAUX ARRIÈRE

- ⒼB SET OF REAR ROLLERS
- ⒺU КОМПЛЕКТ ЗАДНИХ КАТКОВ
- ⒻL ZESTAW TYLNYCH WAŁÓW



**3012046**



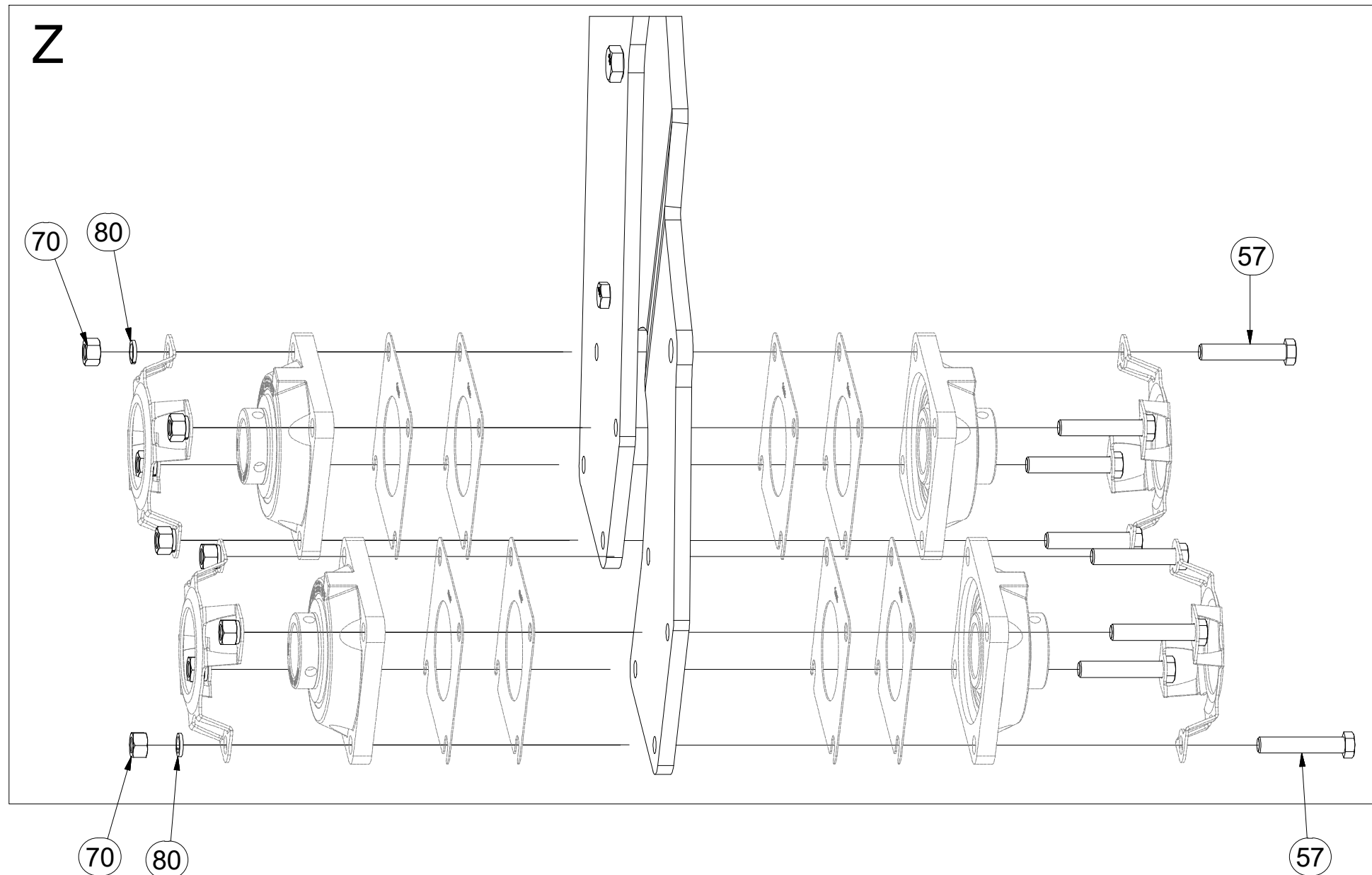
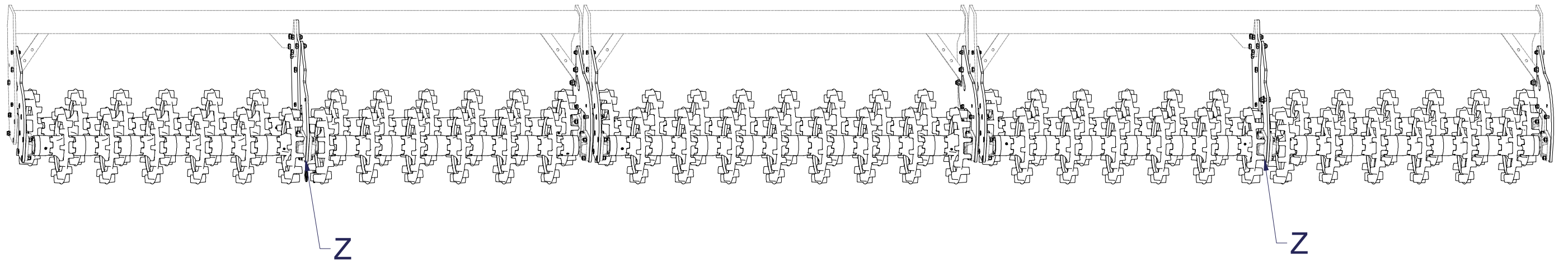
Pos.	Part Number	Pcs.
50	m03519	44
58	m04412	4
70	m01305	64
80	m03988	64
83	m17741	4

- ⒸZ SADA ZADNÍCH VÁLČŮ
- Ⓓ SATZ HINTERE WALZEN
- Ⓕ KIT DE ROULEAUX ARRIÈRE

- ⒼB SET OF REAR ROLLERS
- ⒼR КОМПЛЕКТ ЗАДНИХ КАТКОВ
- ⒼL ZESTAW TYLNYCH WAŁÓW



**3012046**



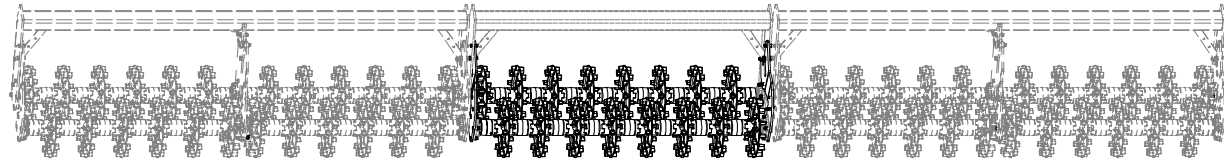
Pos.	Part Number	Pcs.
57	m05898	16
70	m01305	64
80	m03988	64

- Ⓒ SADA ZADNÍCH VÁLCŮ
- Ⓓ SATZ HINTERE WALZEN
- Ⓕ KIT DE ROULEAUX ARRIÈRE

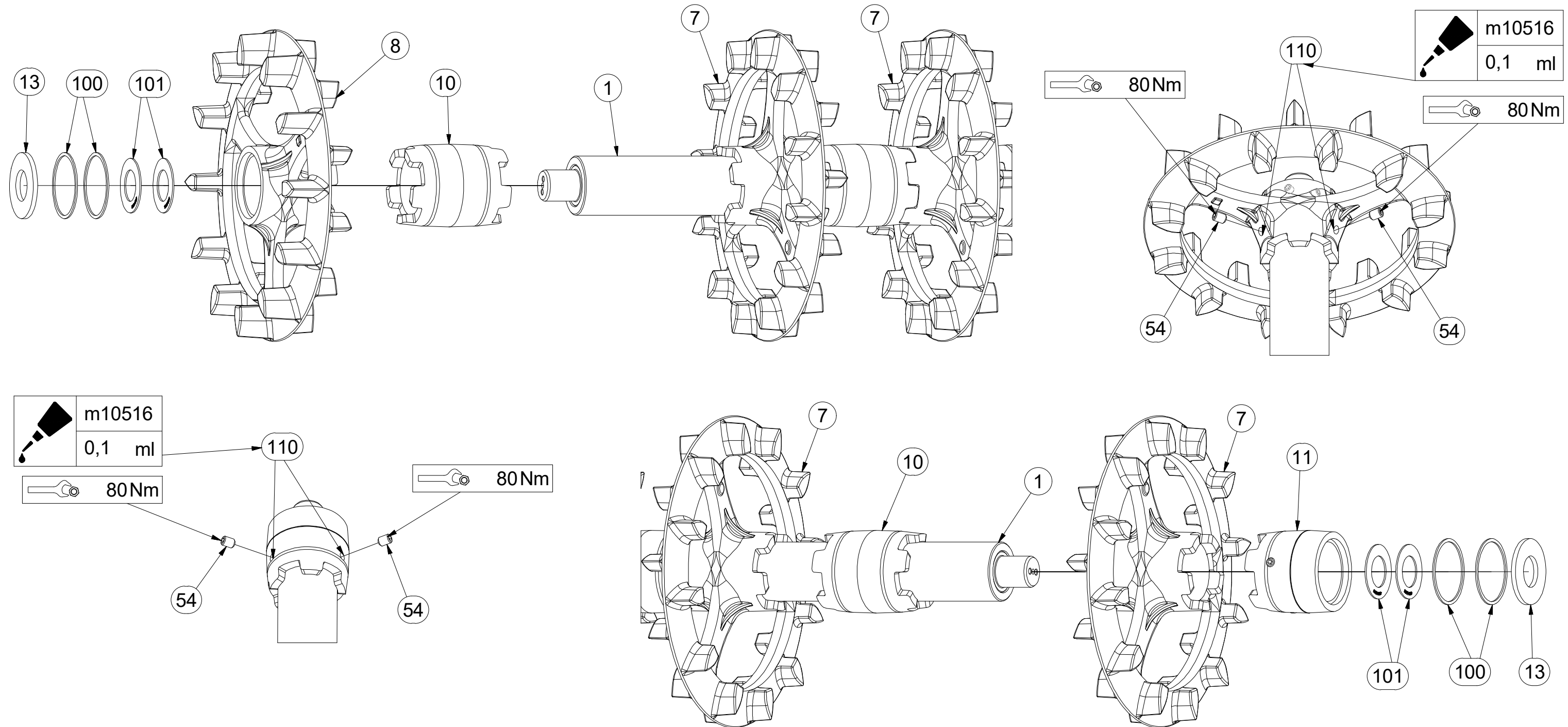
- Ⓖ SET OF REAR ROLLERS
- Ⓡ КОМПЛЕКТ ЗАДНИХ КАТКОВ
- Ⓢ ZESTAW TYLNYCH WAŁÓW



**3012046**



Pos.	Part Number	Pcs.	Pos.	Part Number	Pcs.
1	3011293	2	13	4016995	20
7	9002944	54	54	m13958	40
8	4009333	2	100	4010015	40
10	4018228	54	101	4024556	40
11	4013129	2	110	m10516	4

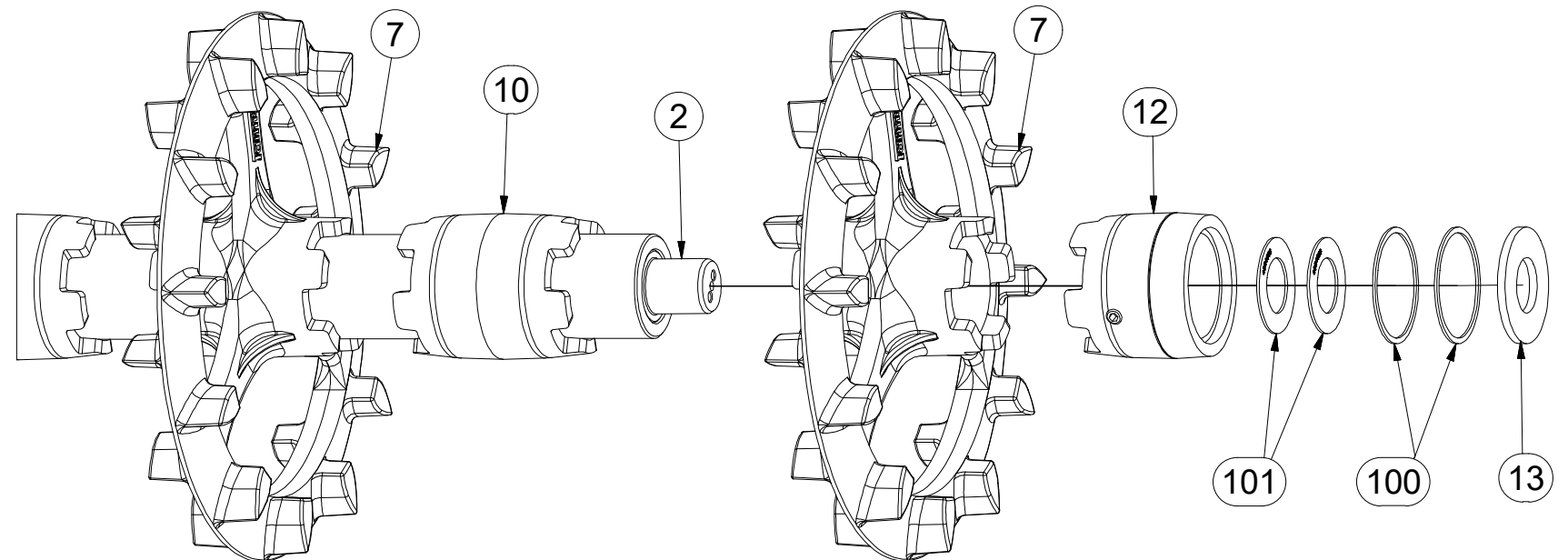
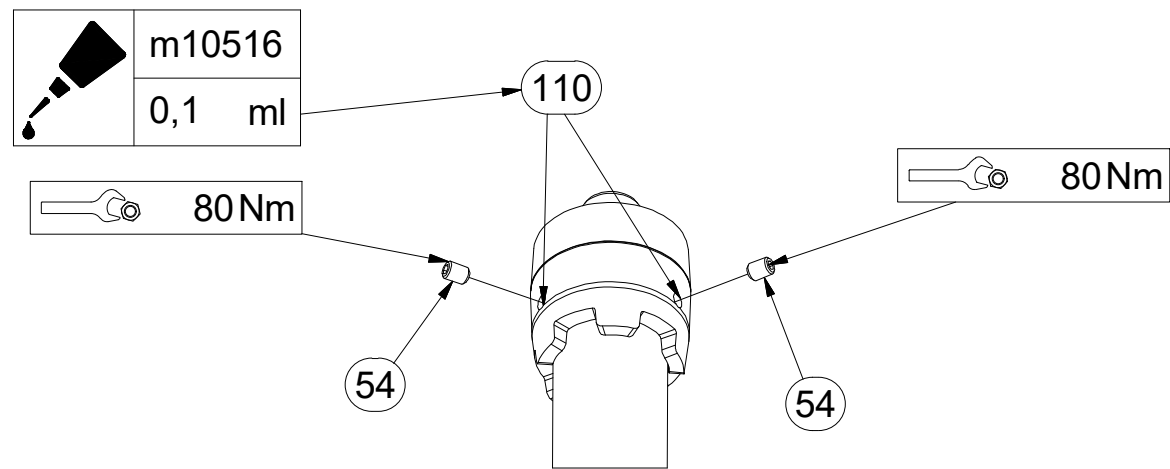
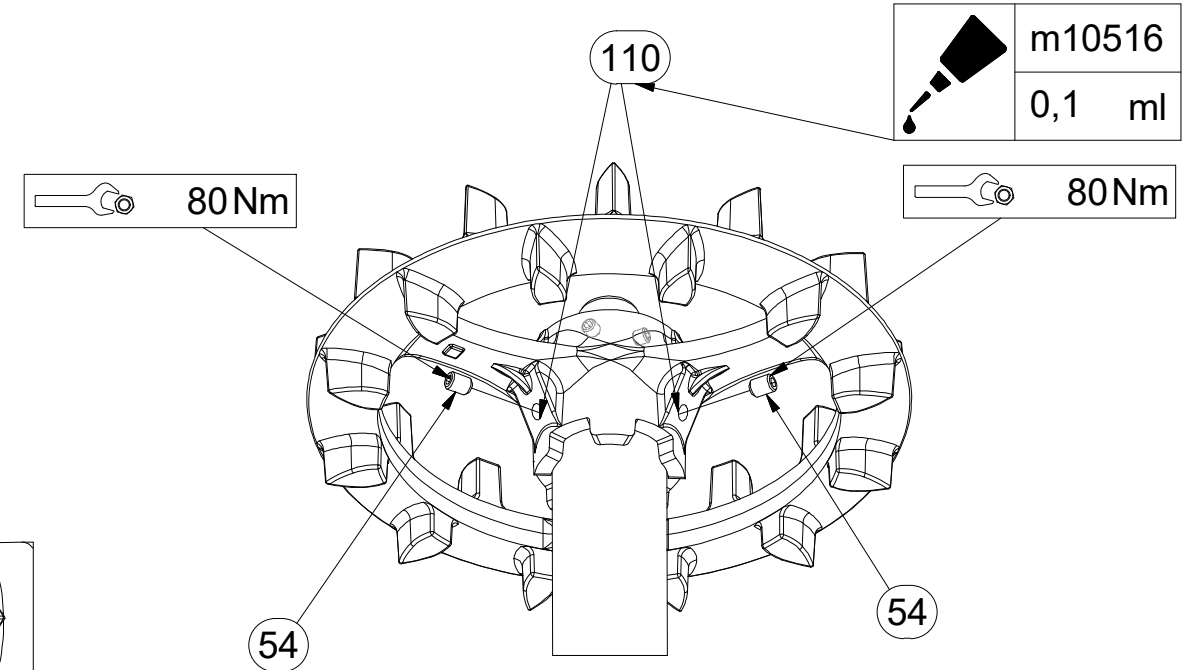
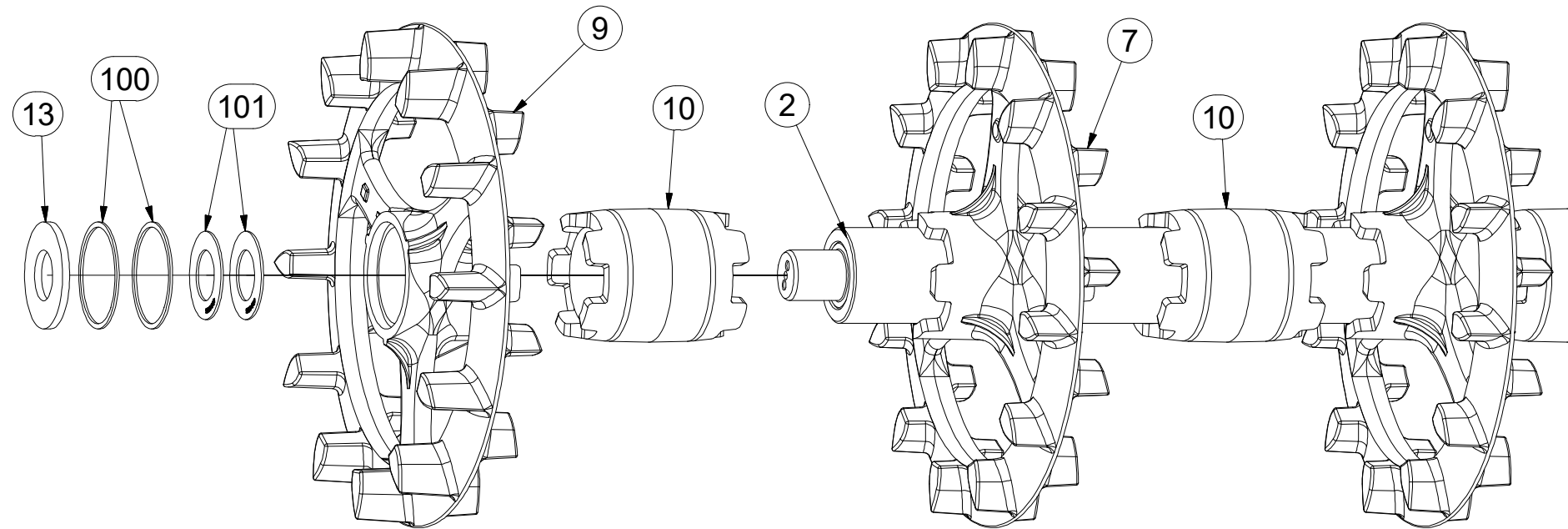
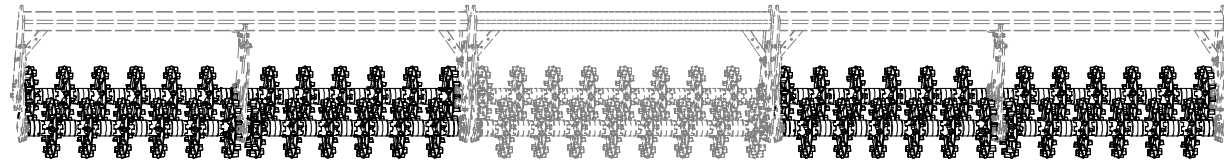


CZ SADA ZADNÍCH VÁLCŮ  
 D SATZ HINTERE WALZEN  
 F KIT DE ROULEAUX ARRIÈRE

GB SET OF REAR ROLLERS  
 RU КОМПЛЕКТ ЗАДНИХ КАТКОВ  
 PL ZESTAW TYLNYCH WAŁÓW



**3012046**



Pos.	Part Number	Pcs.	Pos.	Part Number	Pcs.
2	3011836	8	12	4013130	8
7	9002944	54	13	4016995	20
8	4009333	2	54	m13958	40
9	4009332	8	100	4010015	40
10	4018228	54	101	4024556	40
11	4013129	2	110	m10516	4

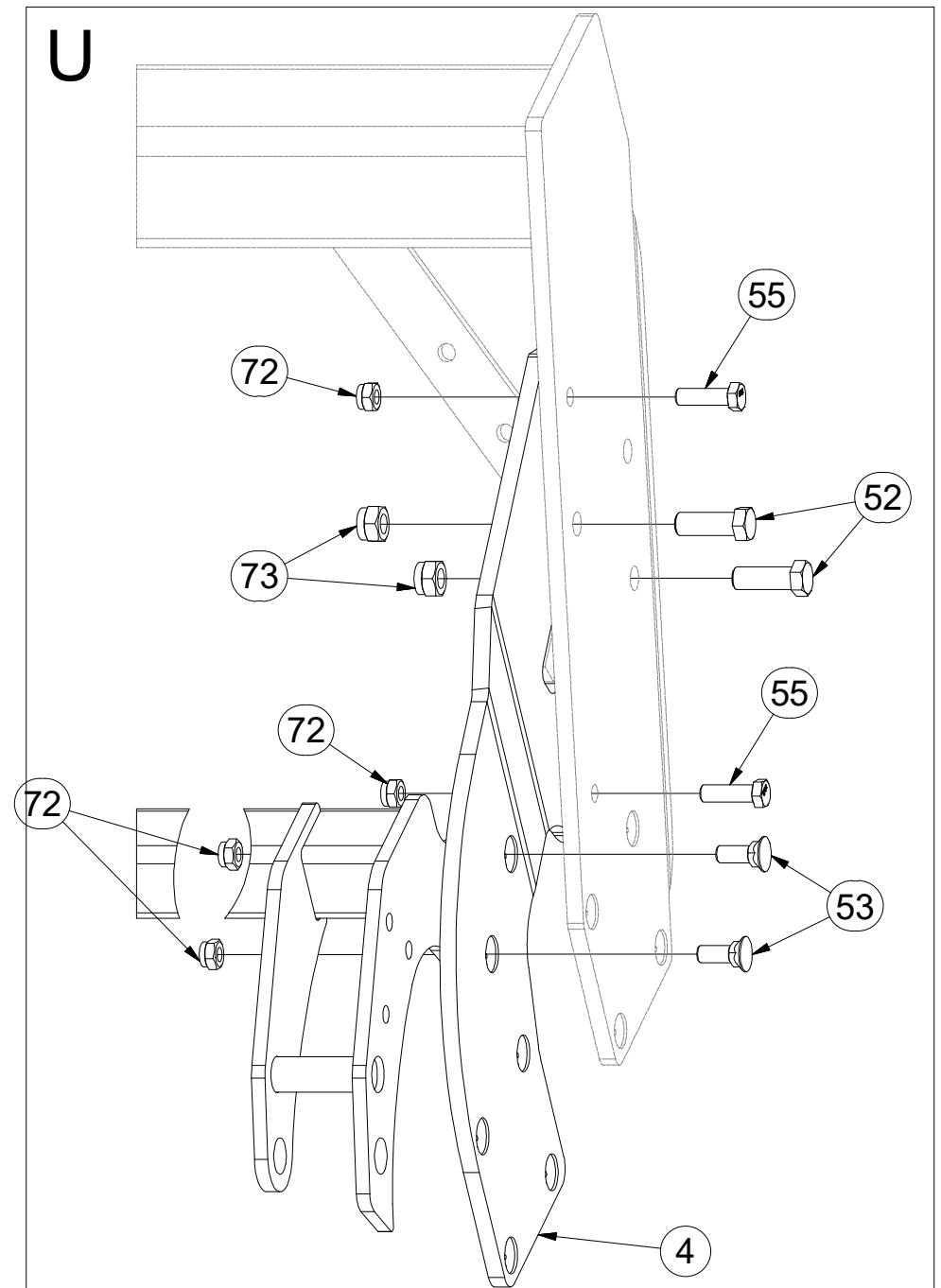
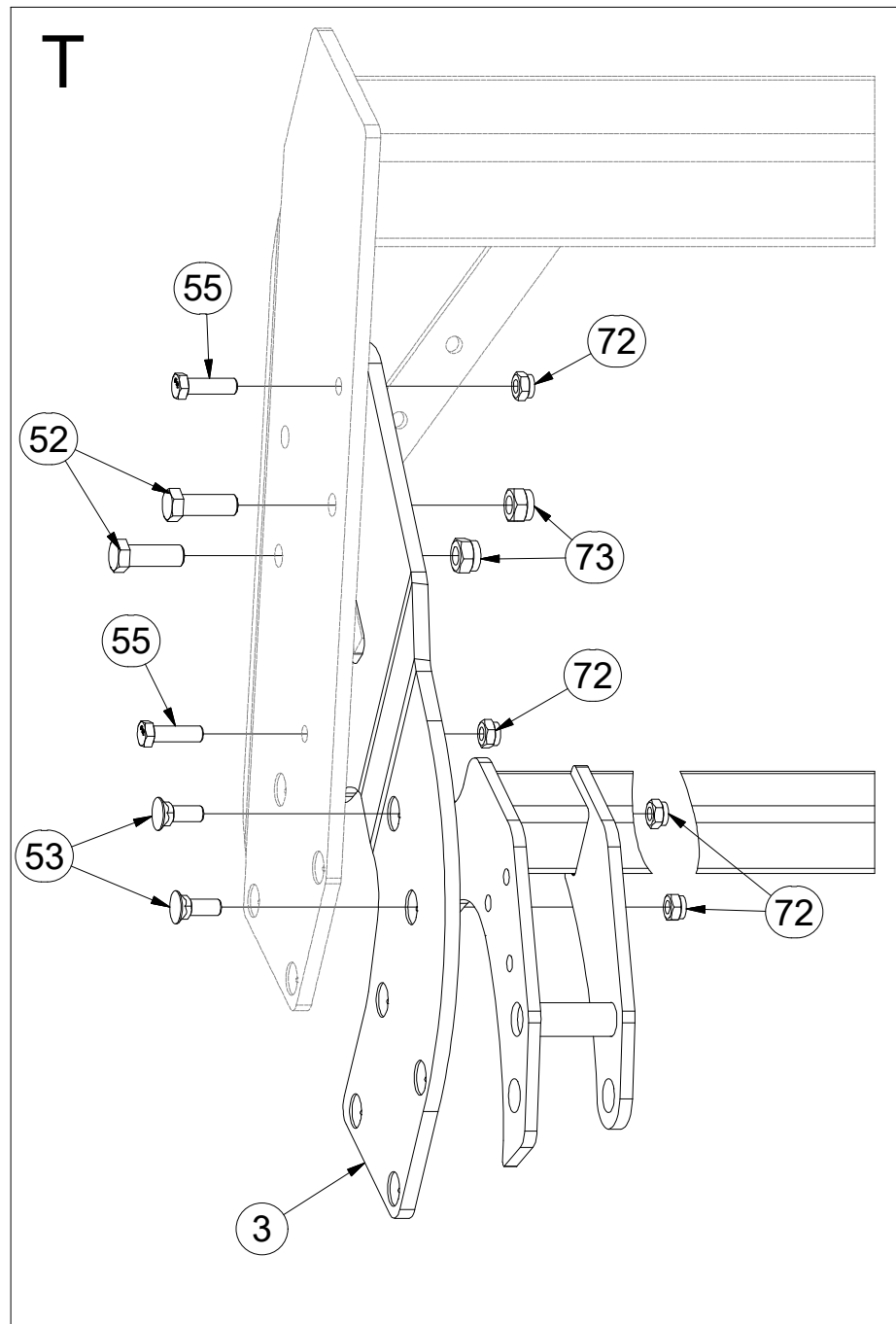
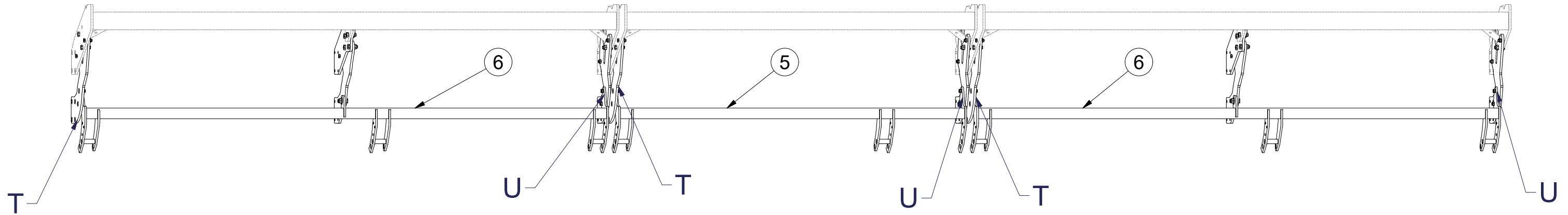


- Ⓒ SADA ZADNÍCH VÁLCŮ
- Ⓓ SATZ HINTERE WALZEN
- Ⓕ KIT DE ROULEAUX ARRIÈRE

- Ⓖ SET OF REAR ROLLERS
- Ⓡ КОМПЛЕКТ ЗАДНИХ КАТКОВ
- Ⓟ ZESTAW TYLNYCH WAŁÓW



**3012046**



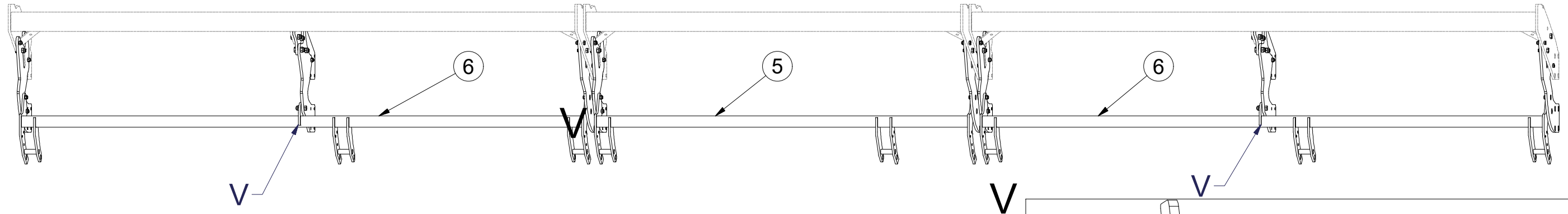
Pos.	Part Number	Pcs.
3	3009428	3
4	3009429	3
5	3006307	1
6	3012077	2
52	m02254	14
53	m13778	12
55	m15618	14
72	m04301	26
73	m03683	38

(CZ) SADA ZADNÍCH VÁLCŮ  
 (D) SATZ HINTERE WALZEN  
 (F) KIT DE ROULEAUX ARRIÈRE

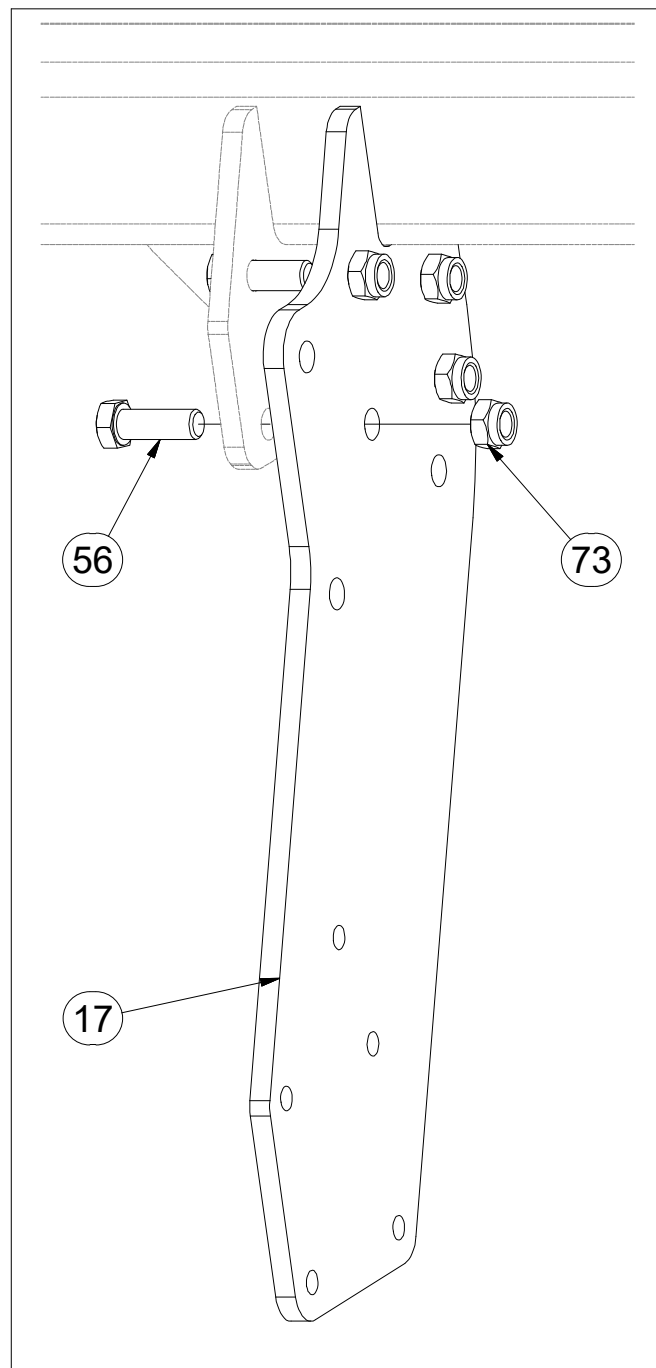
(GB) SET OF REAR ROLLERS  
 (RU) КОМПЛЕКТ ЗАДНИХ КАТКОВ  
 (PL) ZESTAW TYLNYCH WAŁÓW



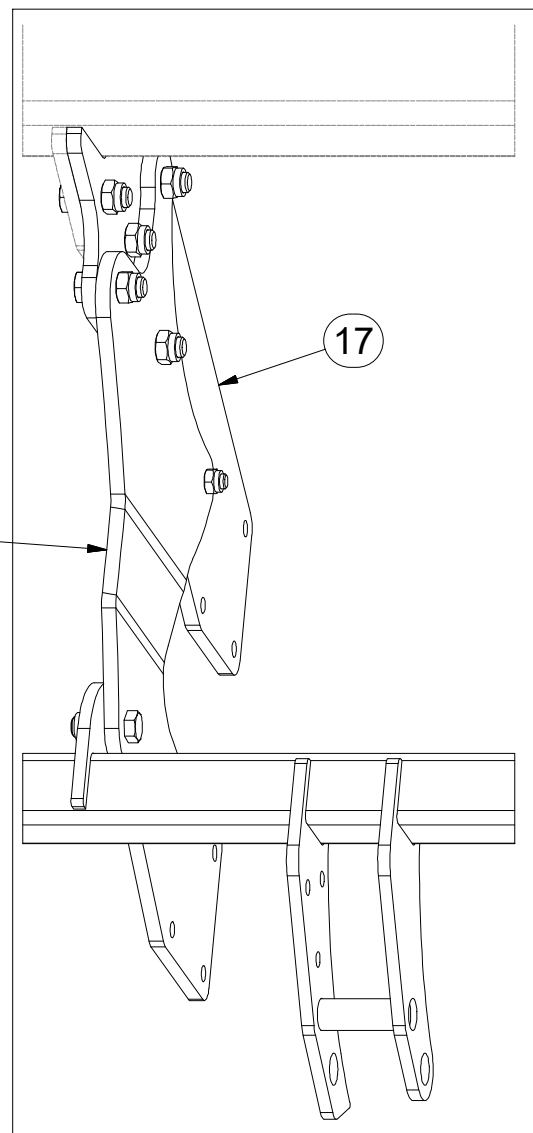
**3012046**



1.

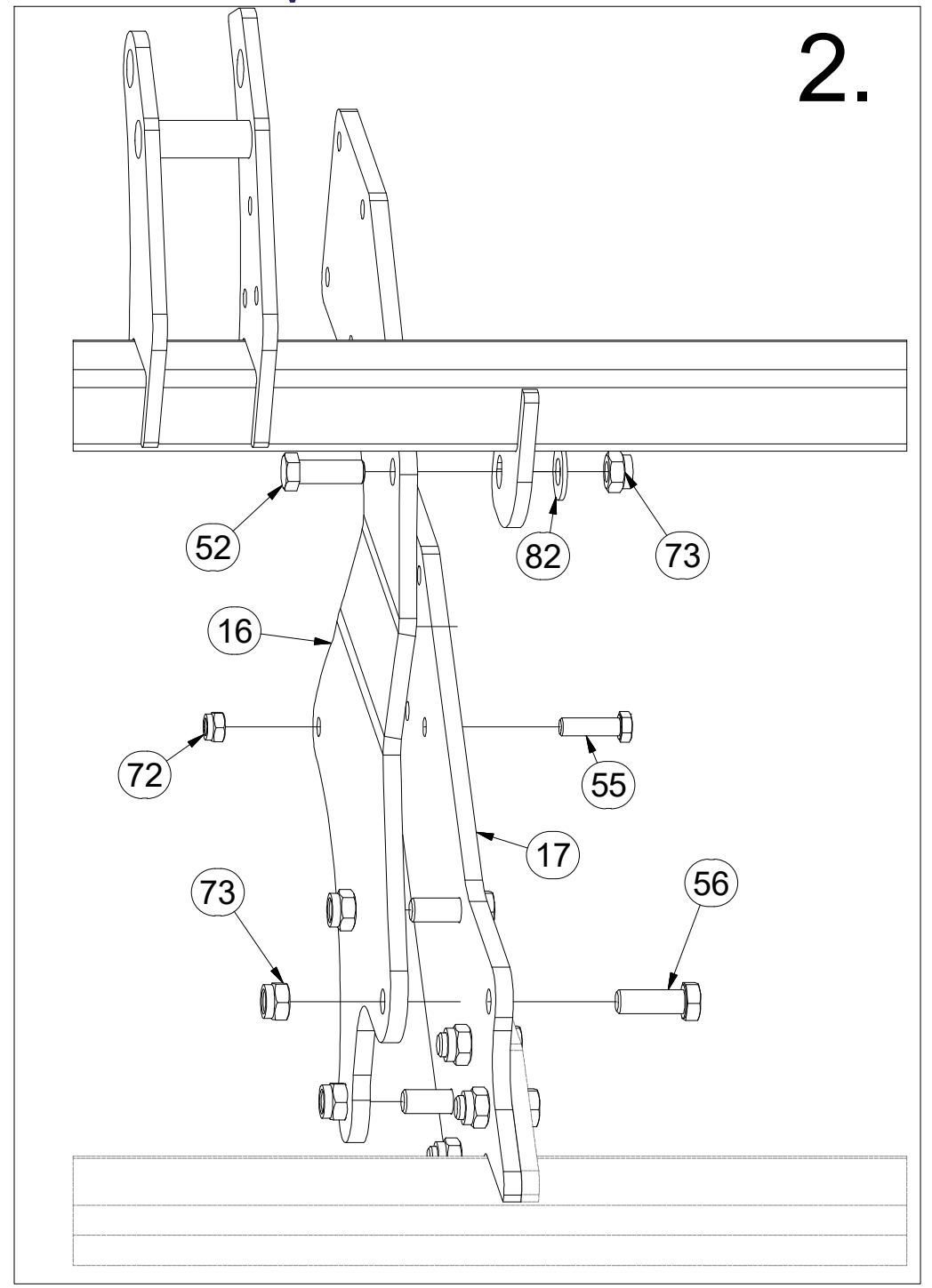


V



Pos.	Part Number	Pcs.
5	3006307	1
6	3012077	2
16	3009922	2
17	4019752	2
52	m02254	14
55	m15618	14
56	4013140	14
72	m04301	26
73	m03683	38
82	m05651	22

2.

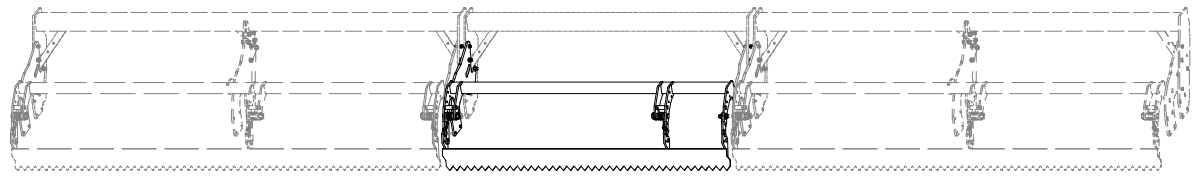


- Ⓒ SADA ZADNÍCH VÁLCŮ
- Ⓓ SATZ HINTERE WALZEN
- Ⓕ KIT DE ROULEAUX ARRIÈRE

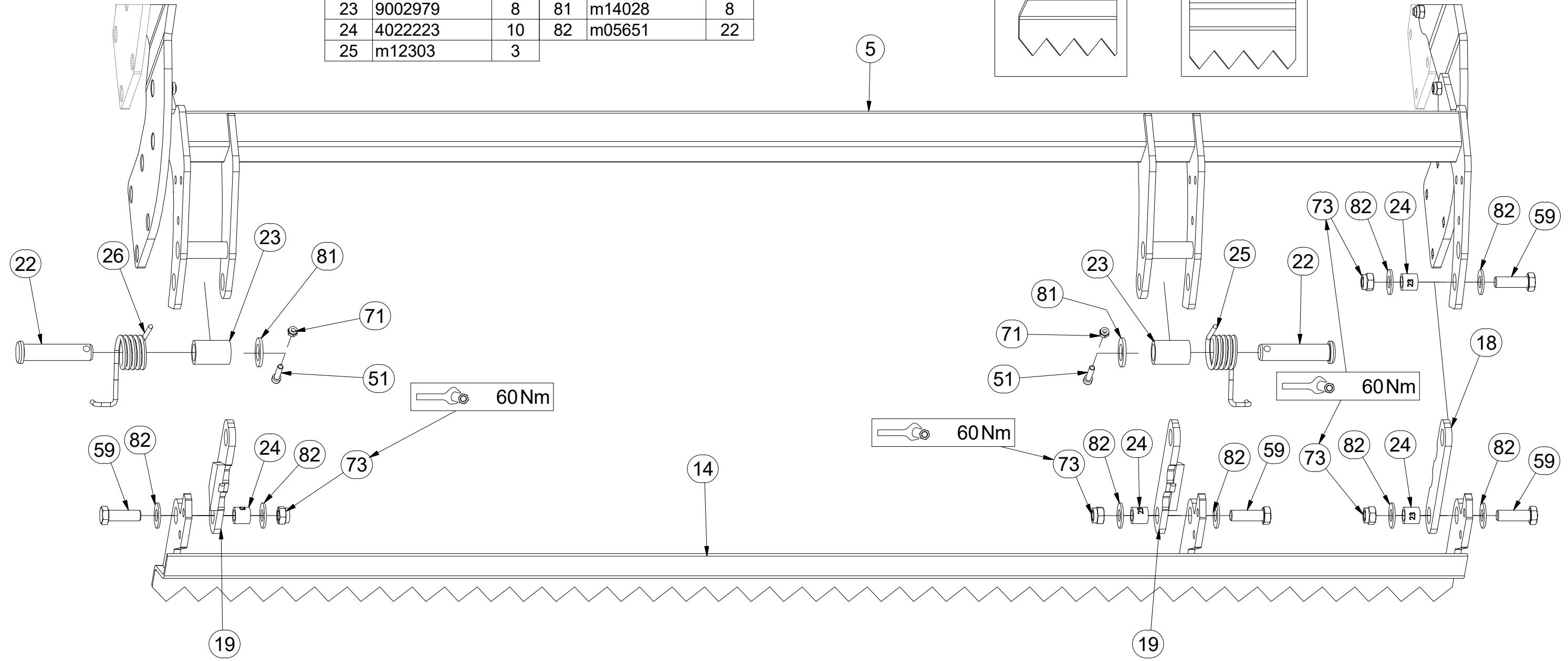
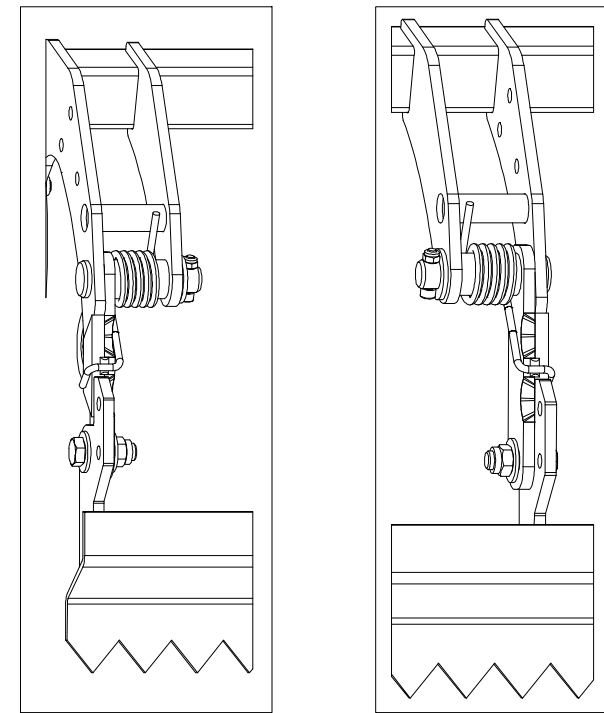
- Ⓖ SET OF REAR ROLLERS
- Ⓡ КОМПЛЕКТ ЗАДНИХ КАТКОВ
- Ⓟ ZESTAW TYLNYCH WAŁÓW



**3012046**



Pos.	Part Number	Pcs.	Pos.	Part Number	Pcs.
5	3006307	1	26	m12304	5
14	3006334	1	51	m09464	8
18	9003659	1	59	m04355	10
19	4002269	8	71	m04503	8
22	4015778	8	73	m03683	38
23	9002979	8	81	m14028	8
24	4022223	10	82	m05651	22
25	m12303	3			

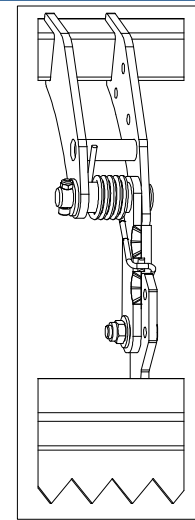
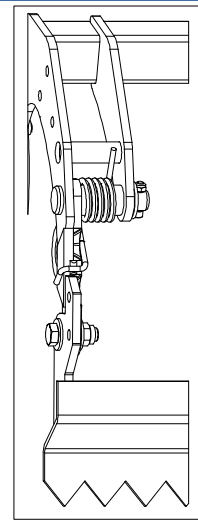
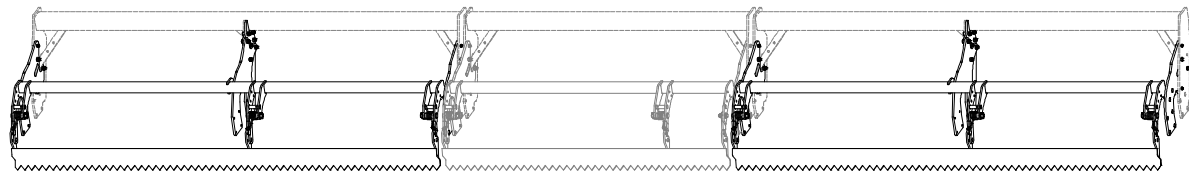


- Ⓒ SADA ZADNÍCH VÁLCŮ
- Ⓓ SATZ HINTERE WALZEN
- Ⓕ KIT DE ROULEAUX ARRIÈRE

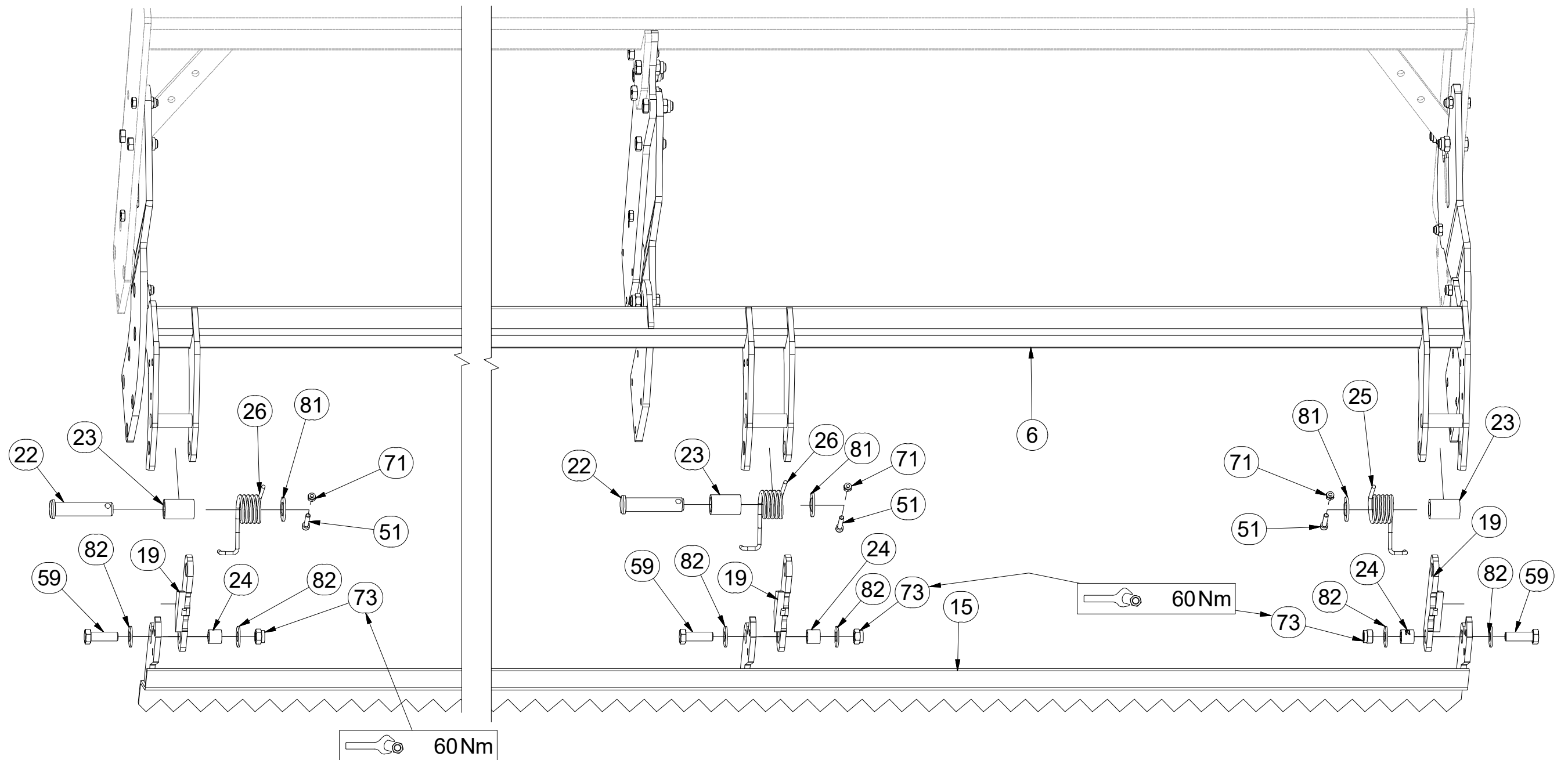
- Ⓖ SET OF REAR ROLLERS
- Ⓡ КОМПЛЕКТ ЗАДНИХ КАТКОВ
- Ⓟ ZESTAW TYLNYCH WAŁÓW



**3012046**



Pos.	Part Number	Pcs.	Pos.	Part Number	Pcs.
6	3012077	2	26	m12304	5
15	3012078	2	51	m09464	8
19	4002269	8	59	m04355	10
22	4015778	8	71	m04503	8
23	9002979	8	73	m03683	38
24	4022223	10	81	m14028	8
25	m12303	3	82	m05651	22



Ⓒ SADA LOŽISEK

Ⓓ LAGERSATZ

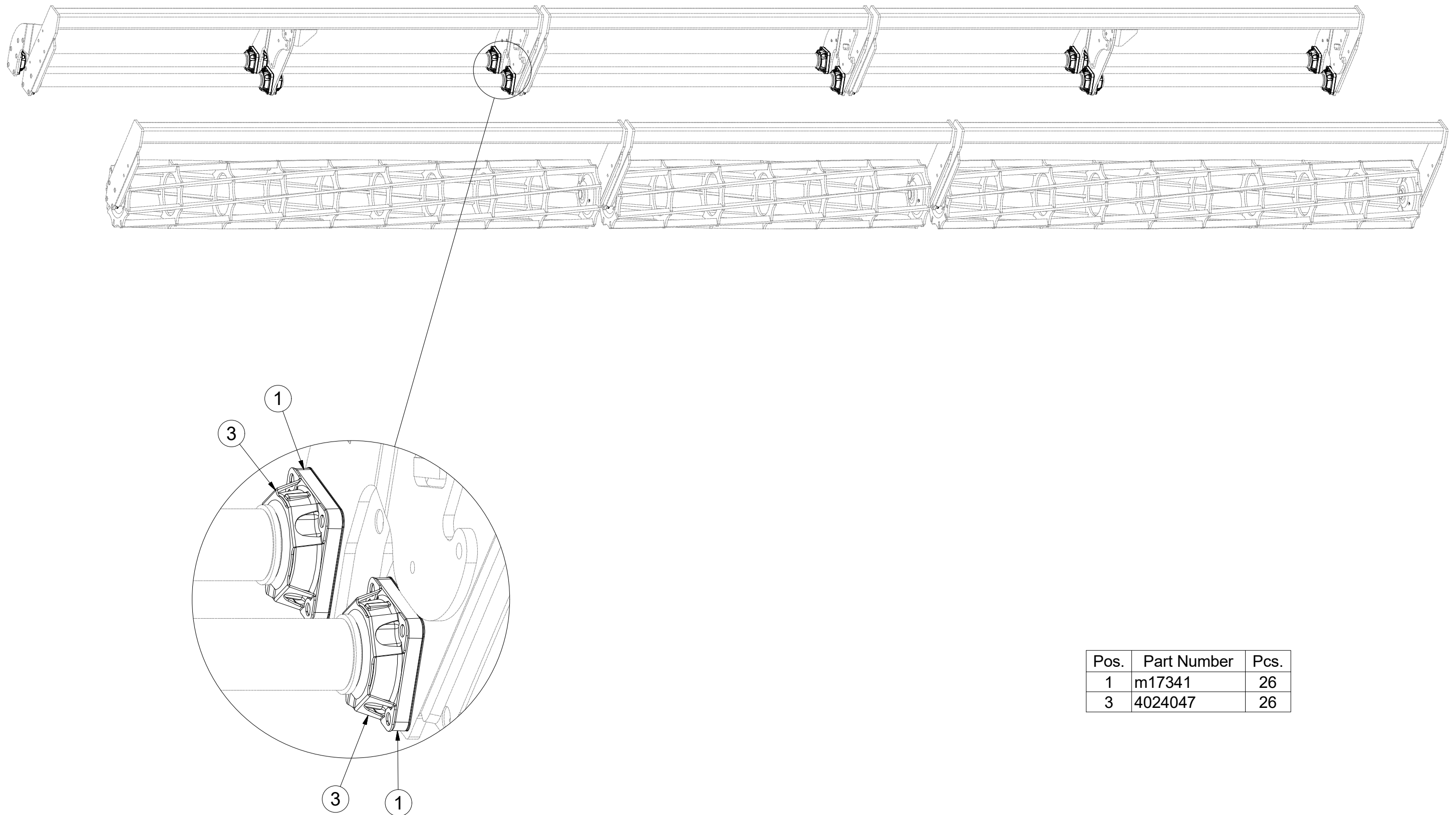
Ⓕ KIT DE ROULEMENTS

**3011892**

Ⓖ SET OF BEARINGS

Ⓡ КОМПЛЕКТ ПОДШИПНИКОВ

Ⓟ ZESTAW ŁOŻYSK



Pos.	Part Number	Pcs.
1	m17341	26
3	4024047	26

ⒸZ SADA LOŽISEK

Ⓓ LAGERSATZ

Ⓕ KIT DE ROULEMENTS

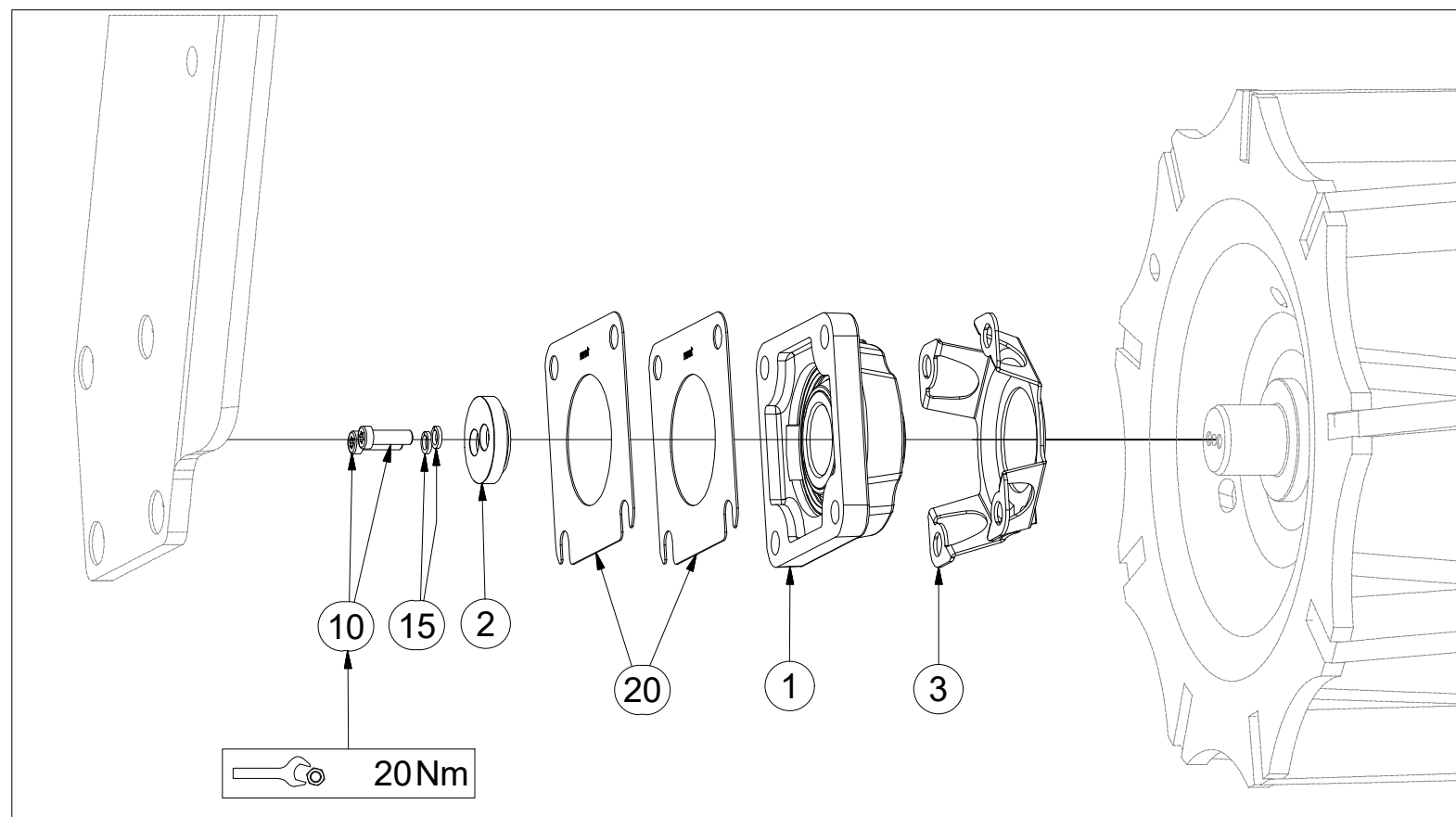
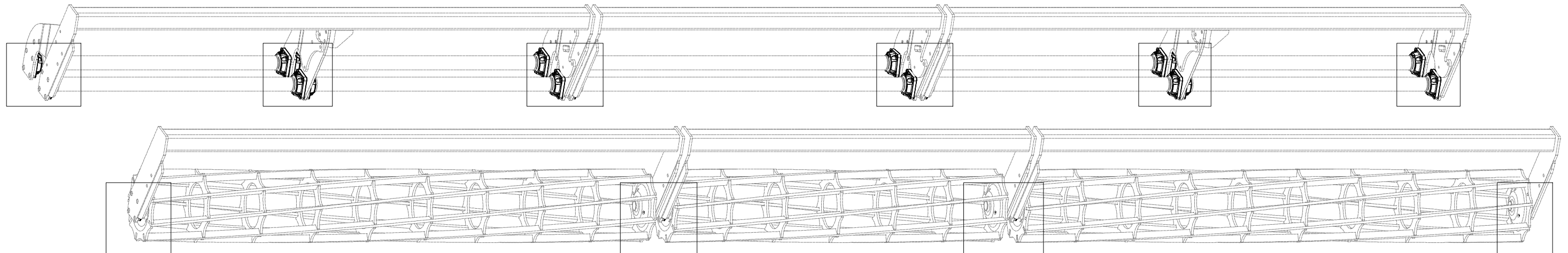
ⒸB SET OF BEARINGS

ⒸU КОМПЛЕКТ ПОДШИПНИКОВ

ⒸL ZESTAW ŁOŻYSK



**3011892**



Pos.	Part Number	Pcs.
1	m17341	26
2	4024753	26
3	4024047	26
10	m18858	52
15	m01202	52
20	4016809	52

ⒸZ SADA DORAZŮ ZADNÍCH SMYKŮ

Ⓓ ANSCHLAGSATZ FÜR HINTERE ACKERSCHLEPPEN

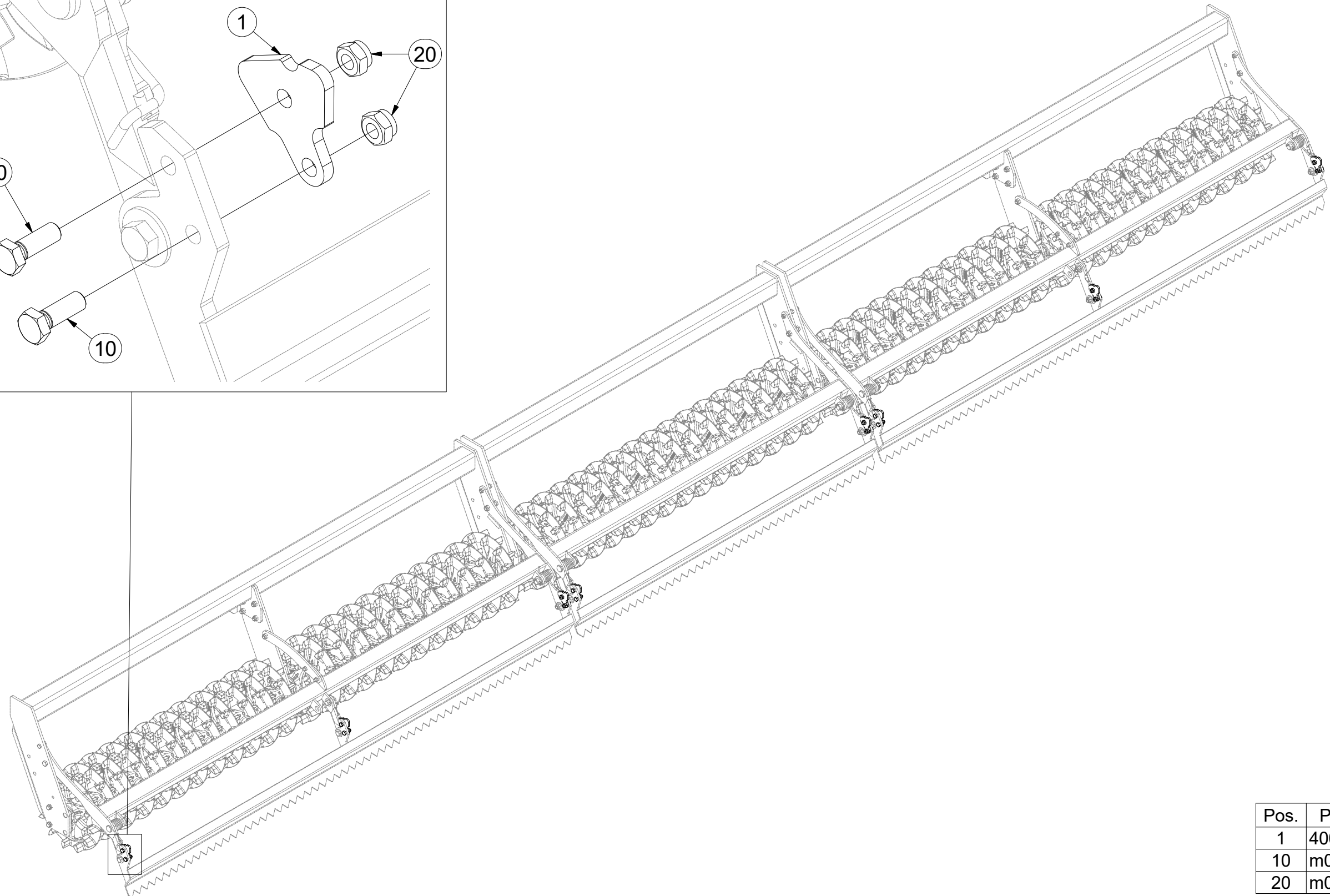
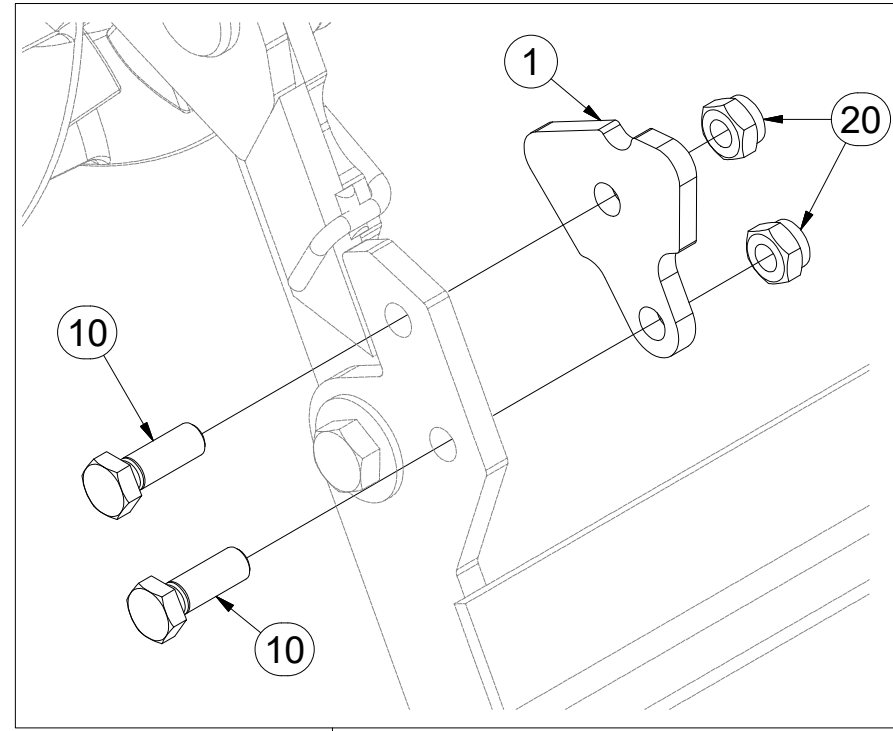
Ⓕ KIT DE BUTÉES DES NIVELEURS ARRIÈRE

**3006131**

ⒼB SET OF REAR LEVELLING BAR STOPS

ⓇU КОМПЛЕКТ УПОРОВ ЗАДНИХ БОРОН

ⓅL ZESTAW DOCISKÓW TYLNYCH WŁÓK



Pos.	Part Number	Pcs.
1	4009757	8
10	m04343	16
20	m04301	16

ⒸZ SADA NÁPRAVY

Ⓓ SATZ AUFHÄNGUNG

Ⓕ KIT DE L'ESSIEU

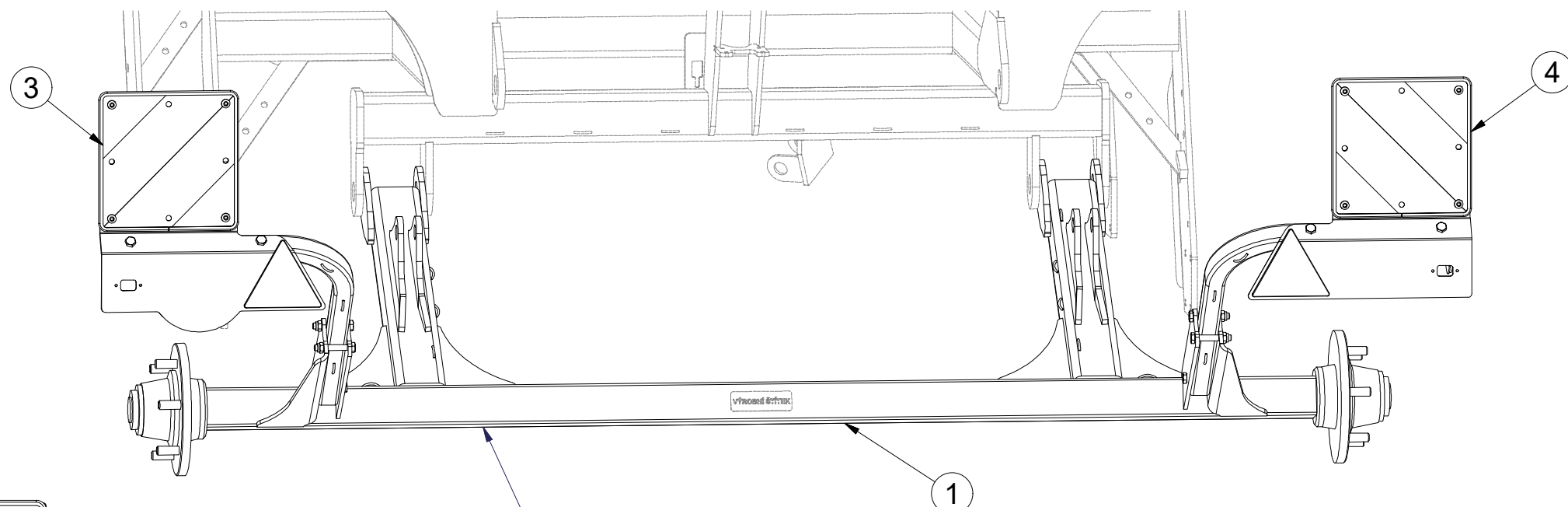
ⒸGB AXLE SET

ⒸRU КОМПЛЕКТ ОСИ КОЛЁС

ⒸPL ZESTAW OSI

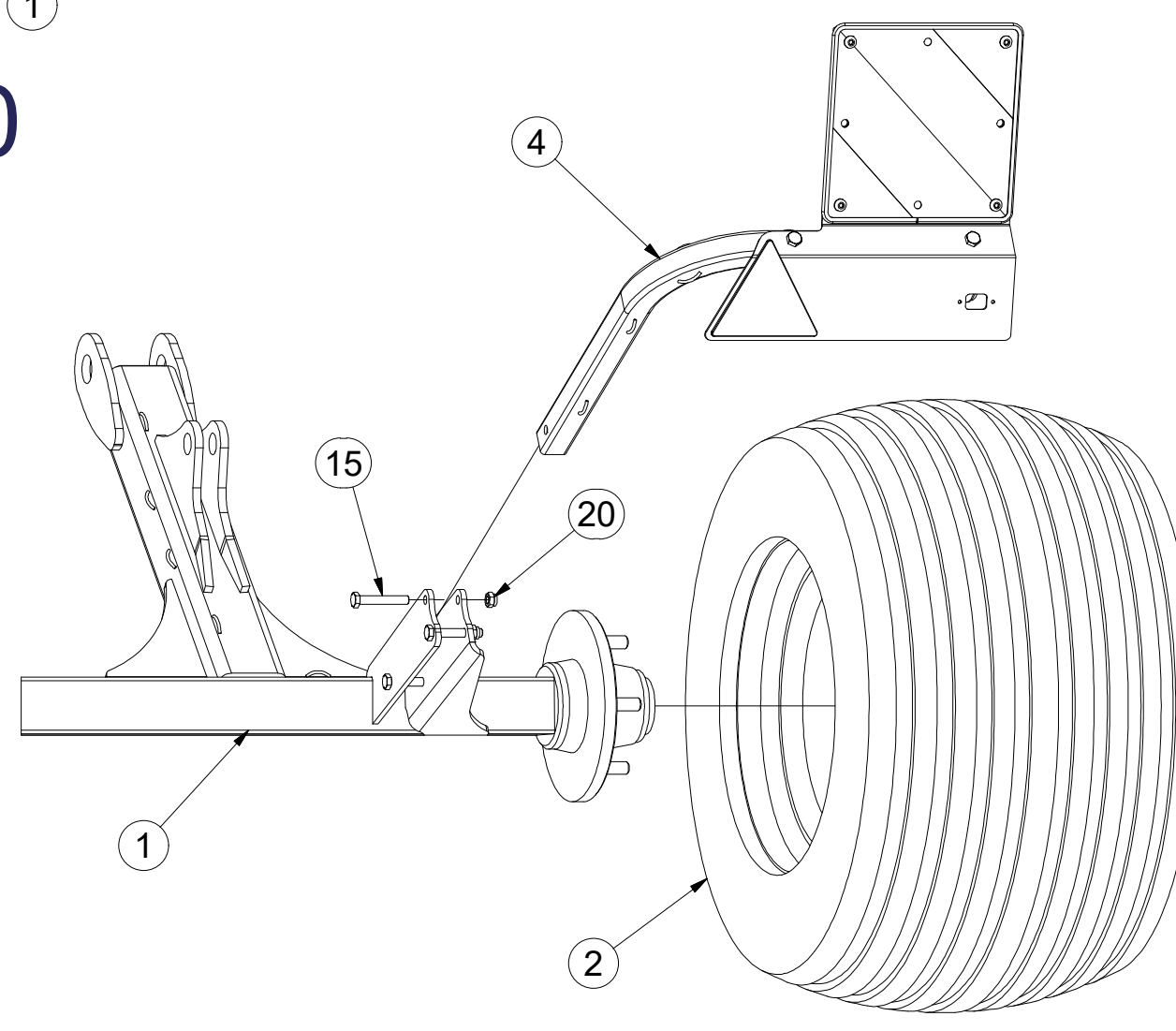
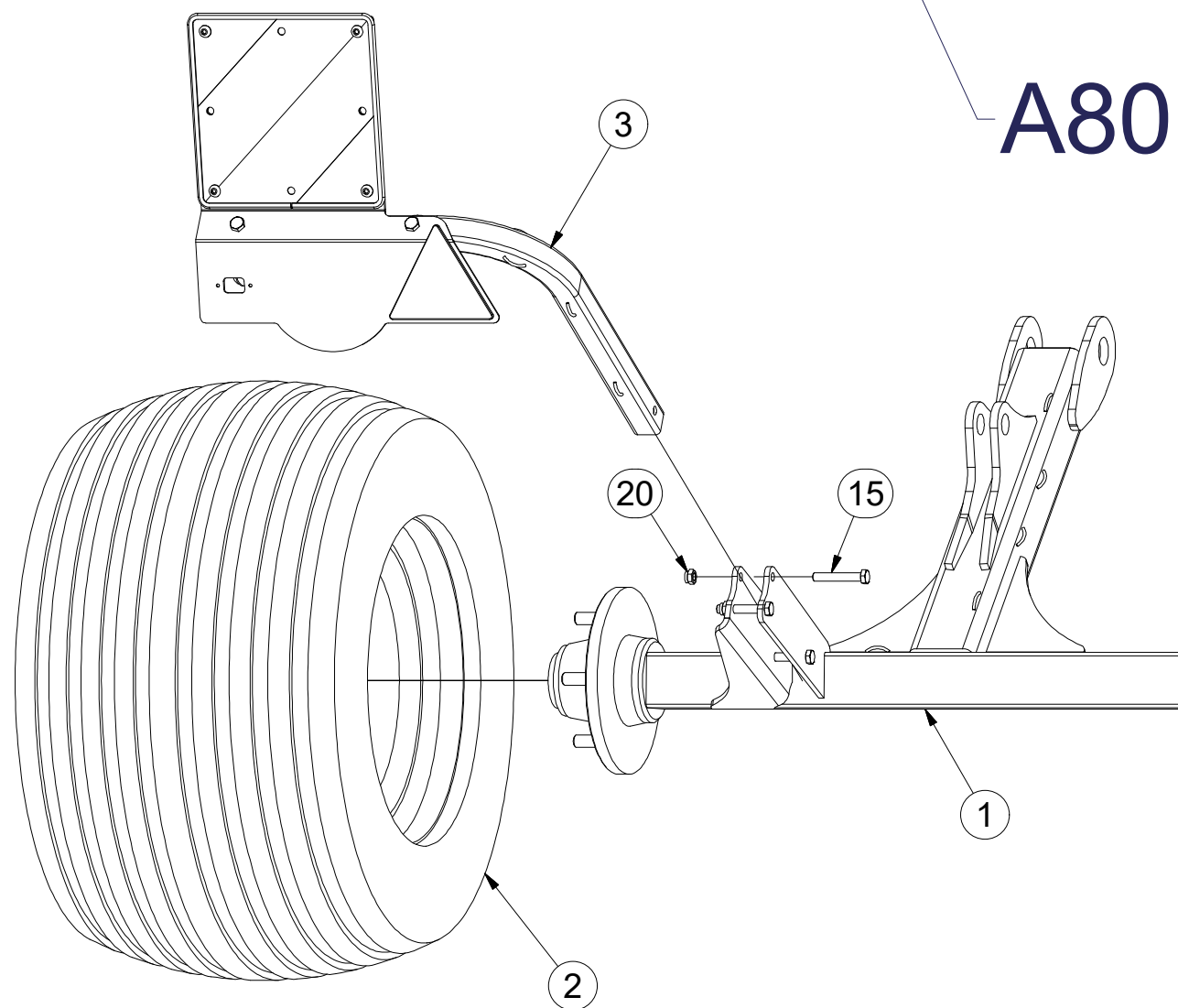


**3012633**



Pos.	Part Number	Pcs.
1	3012632	1
2	m11625	2
3	3012367	1
4	3012389	1
15	m12493	6
20	m04301	6

**A80RM60**





Ⓒ NÁPRAVA

Ⓓ ACHSE

Ⓕ ESSIEU

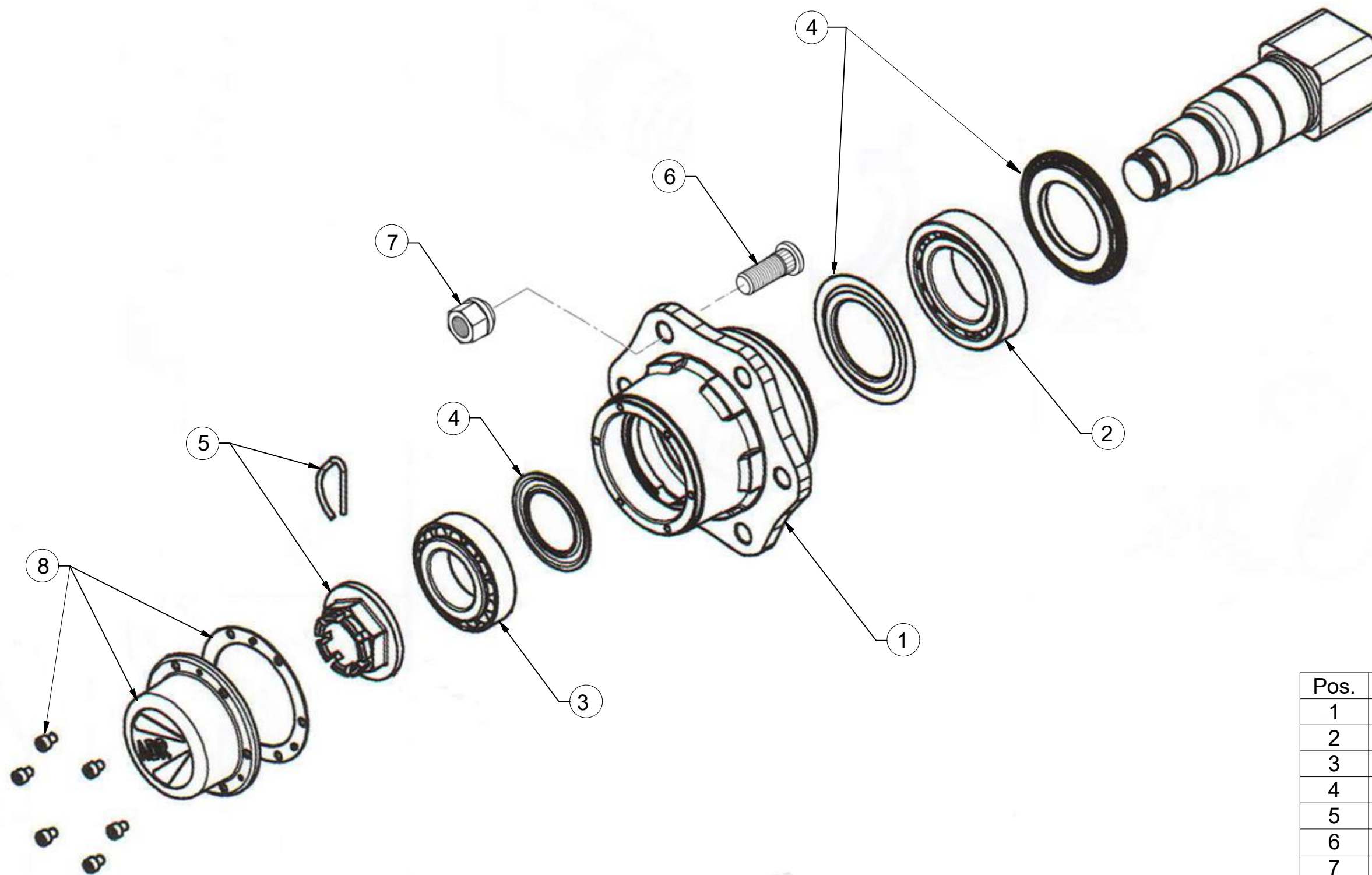
Ⓖ AXLE

Ⓡ OCB

Ⓟ OS



**A80RM600**



Pos.	Part Number	Pcs.
1	m12567	2
2	m07153	2
3	m07154	2
4	m12565	2
5	m08168	2
6	m08148	12
7	m08163	12
8	m12566	2

Ⓒ SADA NÁPRAVY

Ⓓ SATZ AUFHÄNGUNG

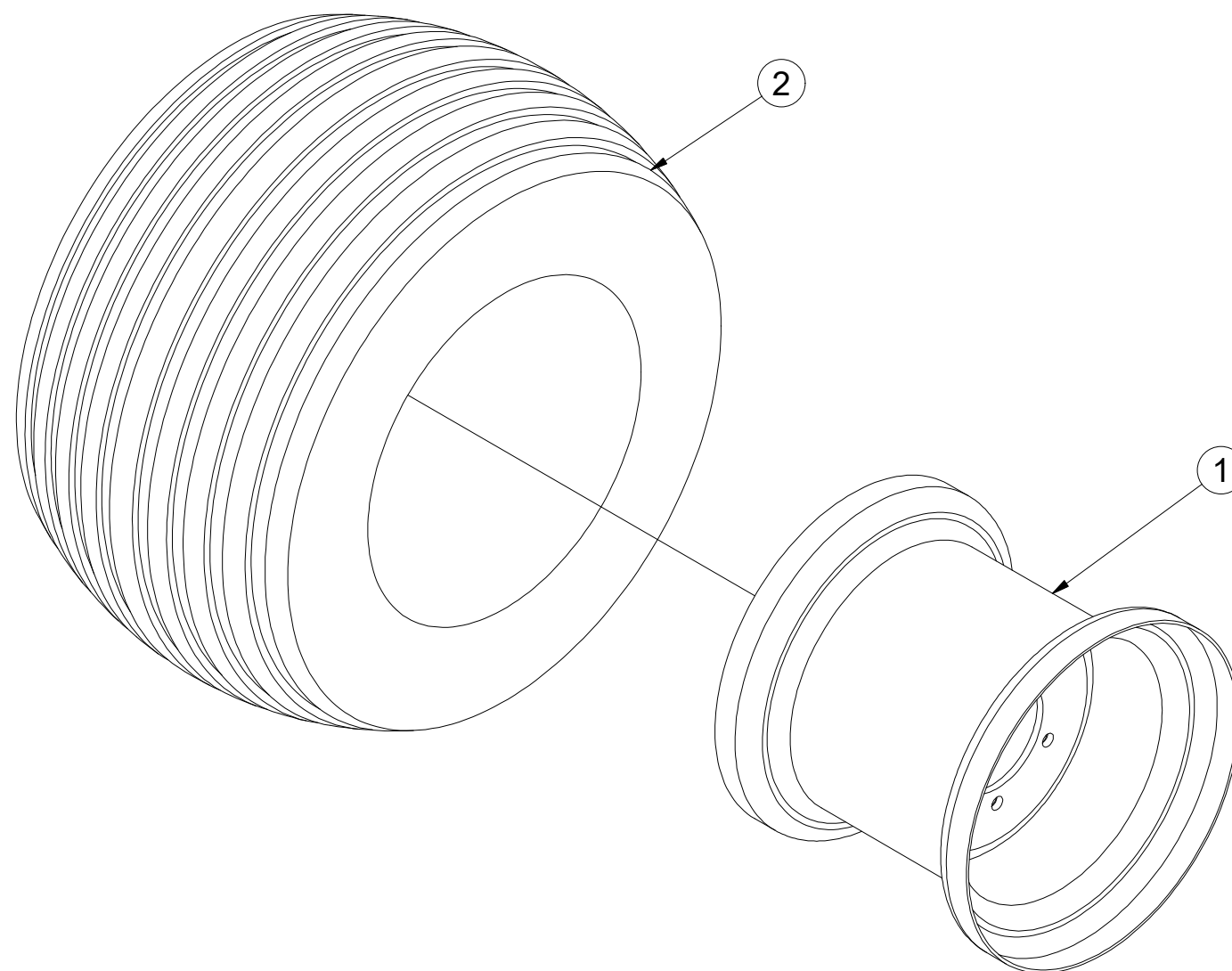
Ⓕ KIT DE L'ESSIEU

**m11625**

Ⓖ AXLE SET

Ⓡ КОМПЛЕКТ ОСИ КОЛЁС

Ⓟ ZESTAW OSI



Pos.	Part Number	Pcs.
1	m13089	1
2	m07707	1

ⒸZ TERČ ZADNÍ LEVÝ

Ⓓ SCHILD, HINTERES, LINKES

Ⓕ CIBLE ARRIÈRE GAUCHE

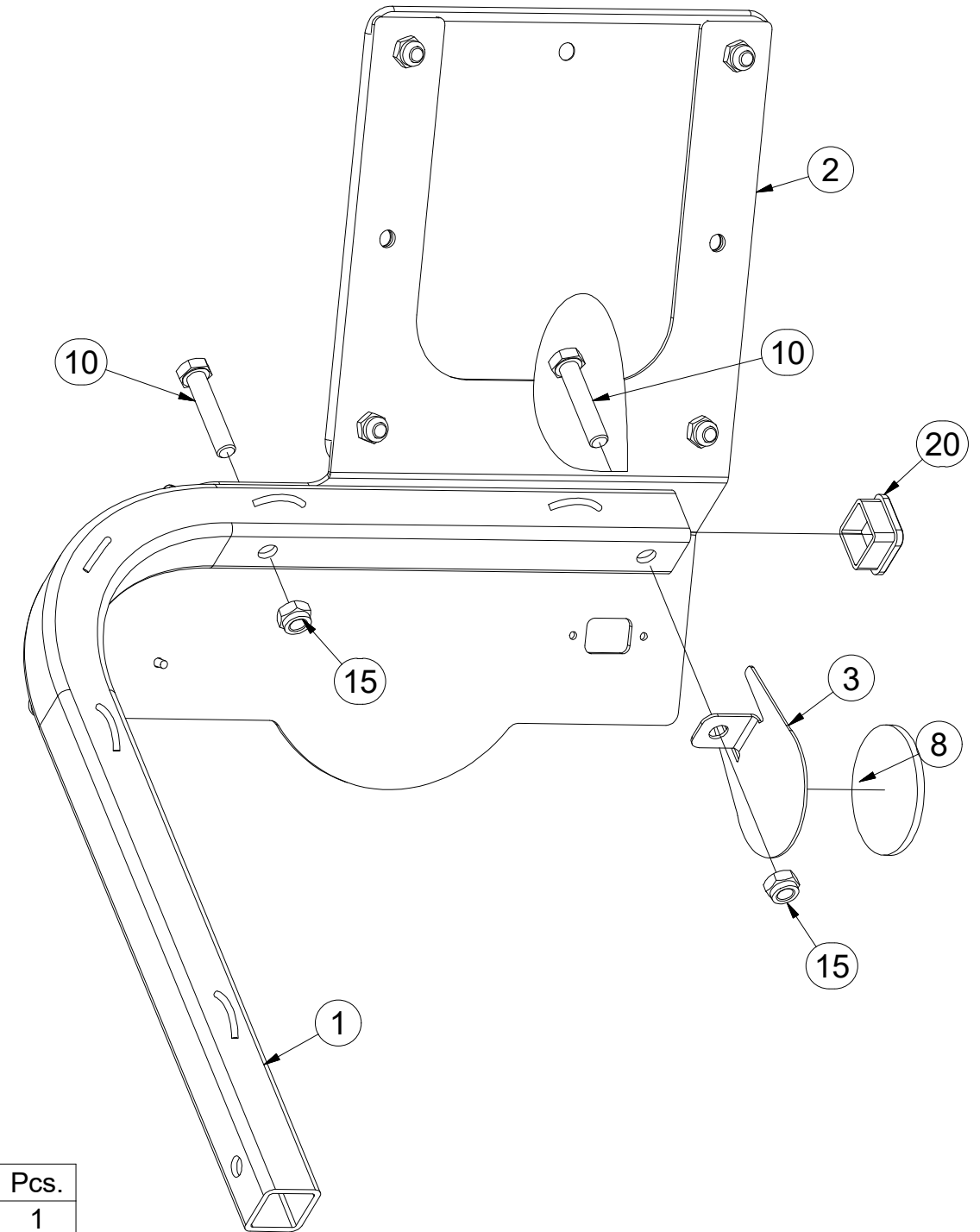
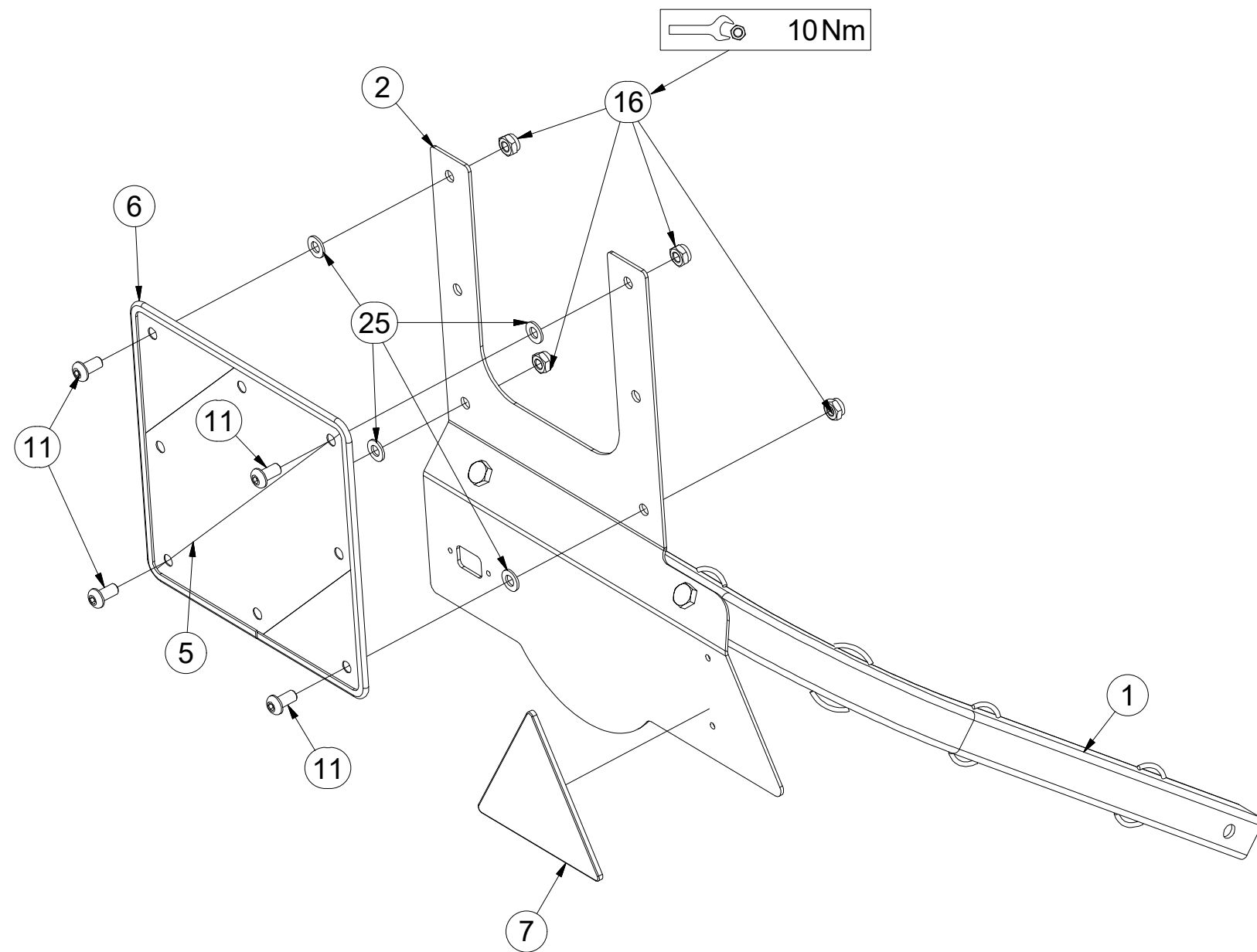
ⒼB LEFT REAR DISC

ⒶRU ЩИТОК ЗАДНИЙ ЛЕВЫЙ

ⒶPL TARCZA TYLNA LEWA



**3012367**



Pos.	Part Number	Pcs.	Pos.	Part Number	Pcs.
1	3012364	1	8	m02579	1
2	3012365	1	10	m01131	2
3	4024926	1	11	m16637	4
5	m18855	1	15	m04301	2
6	9005707	1	16	m03775	4
7	m02497	1	20	m12689	1
			25	m01209	4

ⒸZ TERČ ZADNÍ PRAVÝ

Ⓓ SCHILD, HINTERES, RECHTES

Ⓕ CIBLE ARRIÈRE DROITE

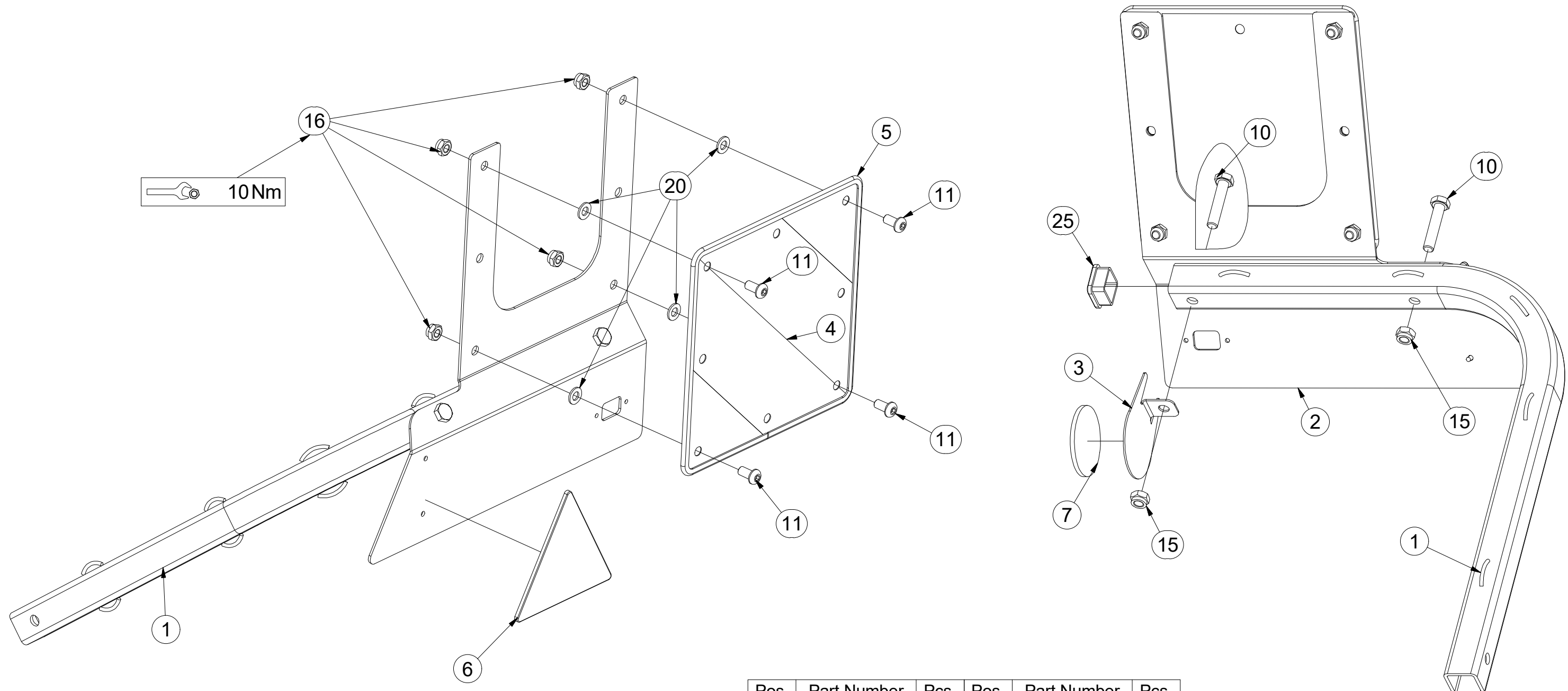
ⒼB RIGHT REAR DISC

ⒶU ЩИТОК ЗАДНИЙ ПРАВЫЙ

ⒶL TARCZA TYLNA PRAWA



**3012389**



Pos.	Part Number	Pcs.	Pos.	Part Number	Pcs.
1	3012364	1	7	m02579	1
2	3012390	1	10	m01131	2
3	4024926	1	11	m16637	4
4	m18855	1	15	m04301	2
5	9005707	1	16	m03775	4
6	m02497	1	20	m01209	4
			25	m12689	1

Ⓒ SAMOLEPKY STROJE

Ⓓ AUFKLEBER MASCHINEN

Ⓕ VOITURE MACHINES


Ⓖ STICKERS MACHINES

Ⓡ СТИКЕРЫ МАШИНЫ

Ⓟ NAKLEJKI MASZYNY



**4026236**



Pos.	Part Number	Pcs.
1	m04406	1

ⒸZ SOUPRAVA TĚSNIVA PÍSTNIC

Ⓓ KOLBENSTANGENDICHTUNGSMITTELSATZ

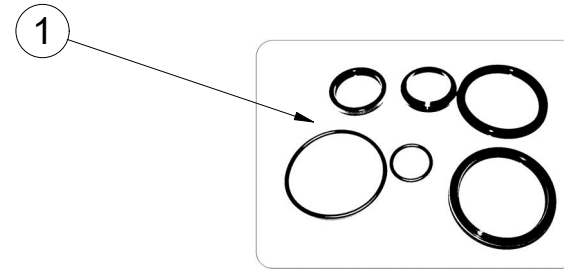
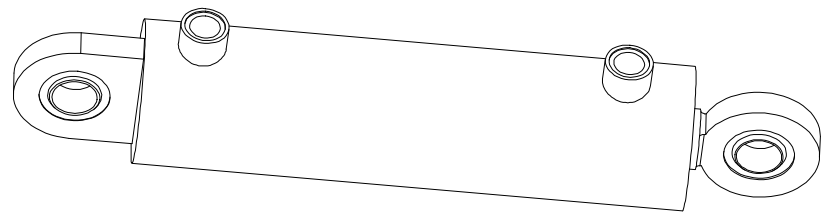
Ⓕ SET DE GARNITURE DES TIGES DE PISTON

ⒼB SEALING SET FOR PISTON RODS

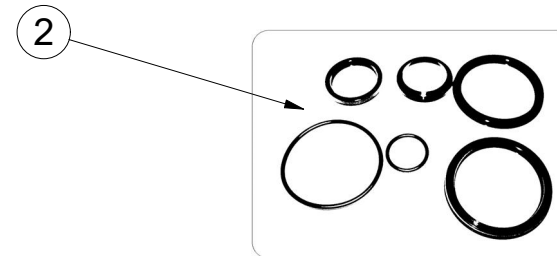
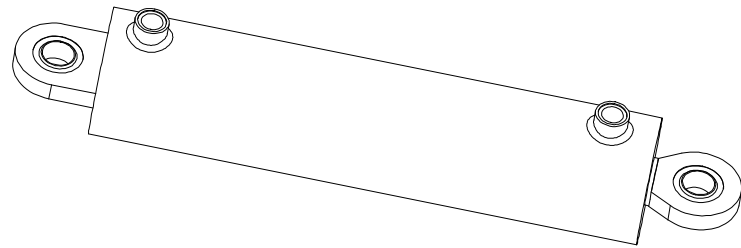
ⒺRU КОМПЛЕКТ ПРОКЛАДОК ЦИЛИНДРОВ

ⒼL ZESTAW USZCZELEK TRZPIENIA TŁOKA

**Farmet**



9000247 - $\varnothing 80/\varnothing 40-250$		
Pos	Part number	Pcs
1	m03528	2



9002967 - $\varnothing 100/\varnothing 45-400$		
Pos	Part number	Pcs
2	m05504	2

Ⓒ SVĚTELNÁ SADA

Ⓓ LEUCHTENSATZ

Ⓕ KIT LUMINEUX

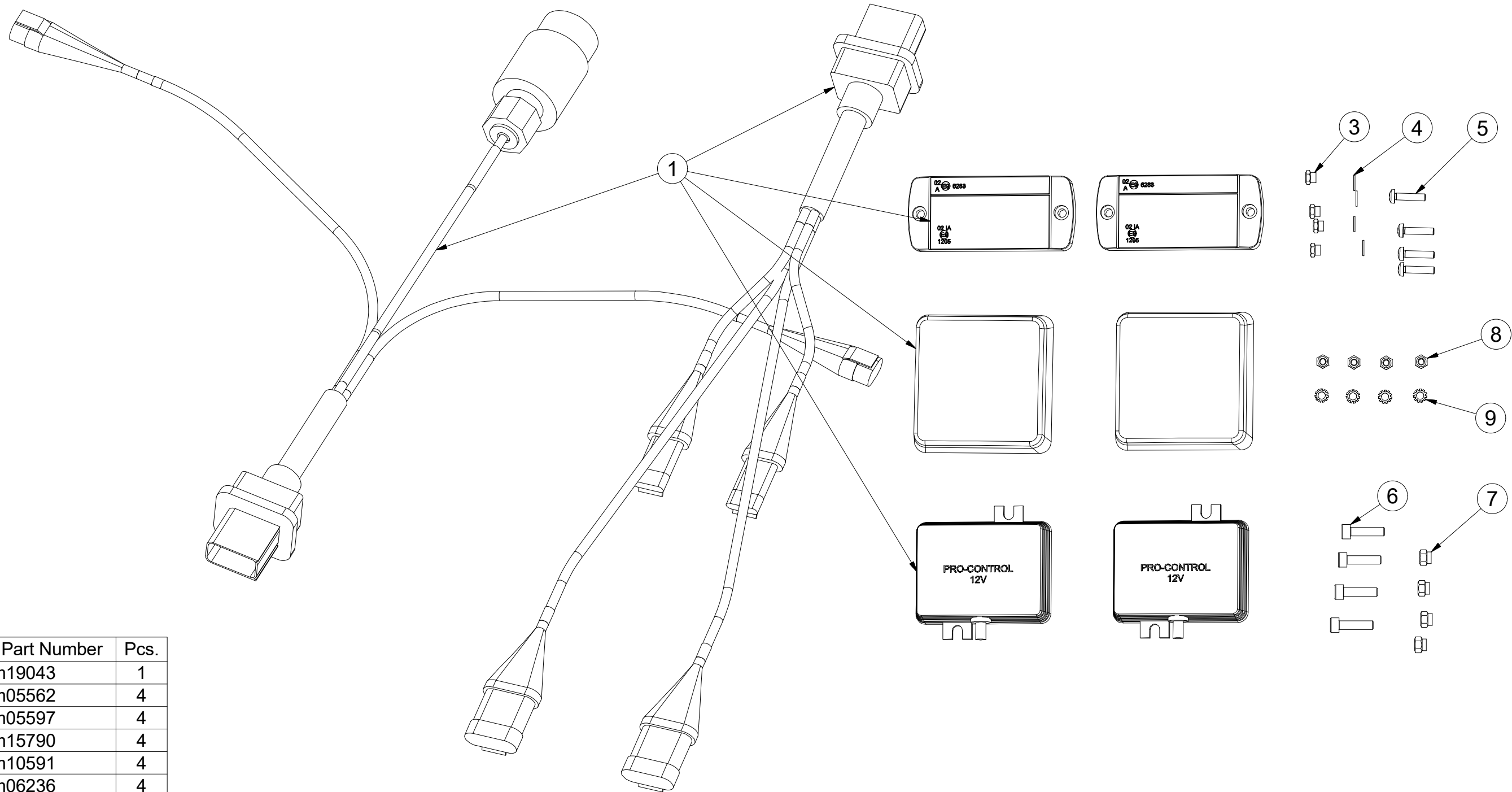
Ⓖ LIGHTING SET

Ⓡ ОСВЕТИТЕЛЬНЫЙ КОМПЛЕКТ

Ⓟ ZESTAW OŚWIETLENIA



**3012429**



Pos.	Part Number	Pcs.
1	m19043	1
3	m05562	4
4	m05597	4
5	m15790	4
6	m10591	4
7	m06236	4
8	m05081	4
9	m05595	4

Ⓒ SVĚTELNÁ SADA

Ⓓ LEUCHTENSATZ

Ⓕ KIT LUMINEUX

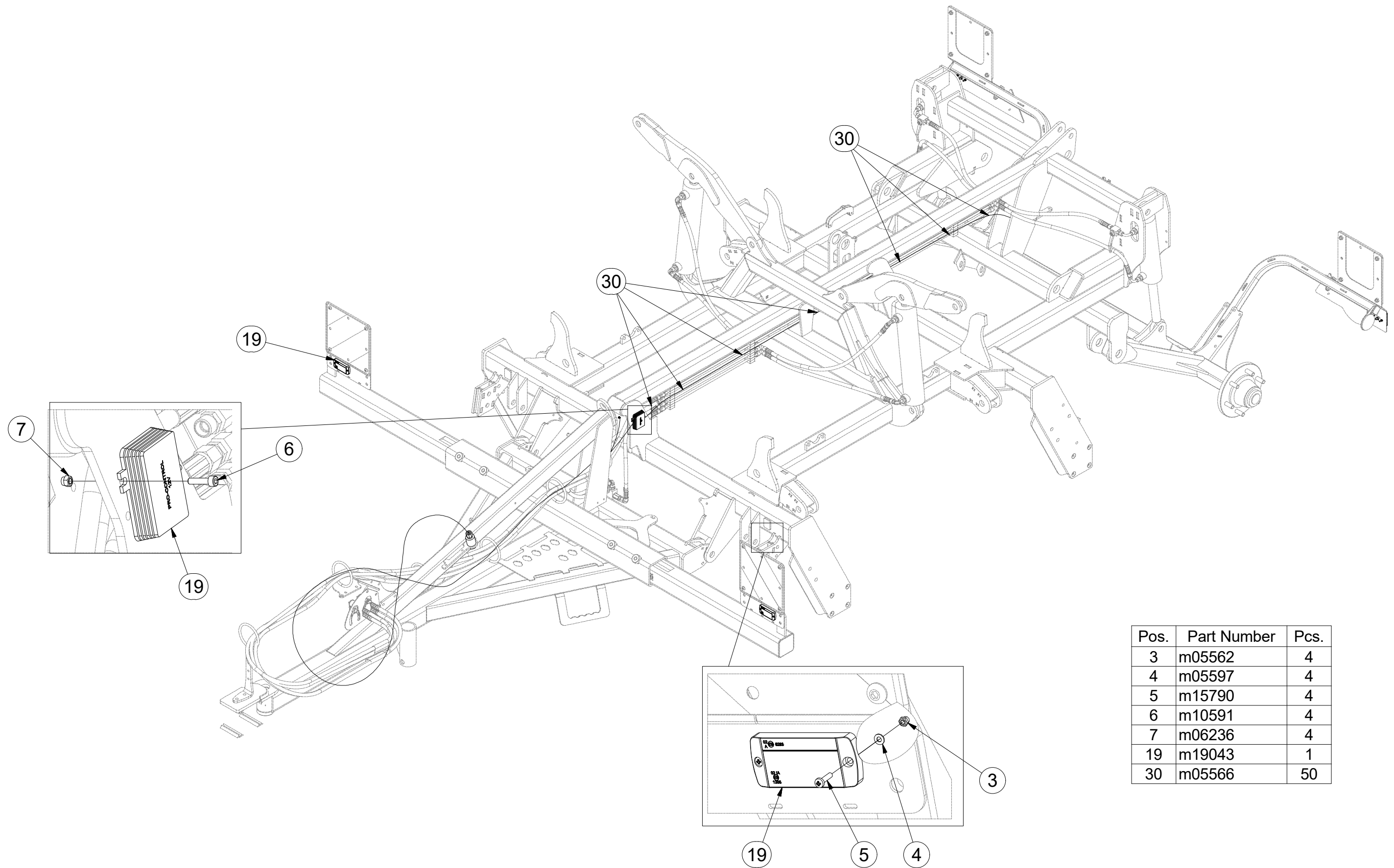
Ⓖ LIGHTING SET

Ⓡ ОСВЕТИТЕЛЬНЫЙ КОМПЛЕКТ

Ⓢ ZESTAW OŚWIETLENIA

**Farmet**

**3012429**



Pos.	Part Number	Pcs.
3	m05562	4
4	m05597	4
5	m15790	4
6	m10591	4
7	m06236	4
19	m19043	1
30	m05566	50



Ⓒ SVĚTELNÁ SADA

Ⓓ LEUCHTENSATZ

Ⓕ KIT LUMINEUX

Ⓖ LIGHTING SET

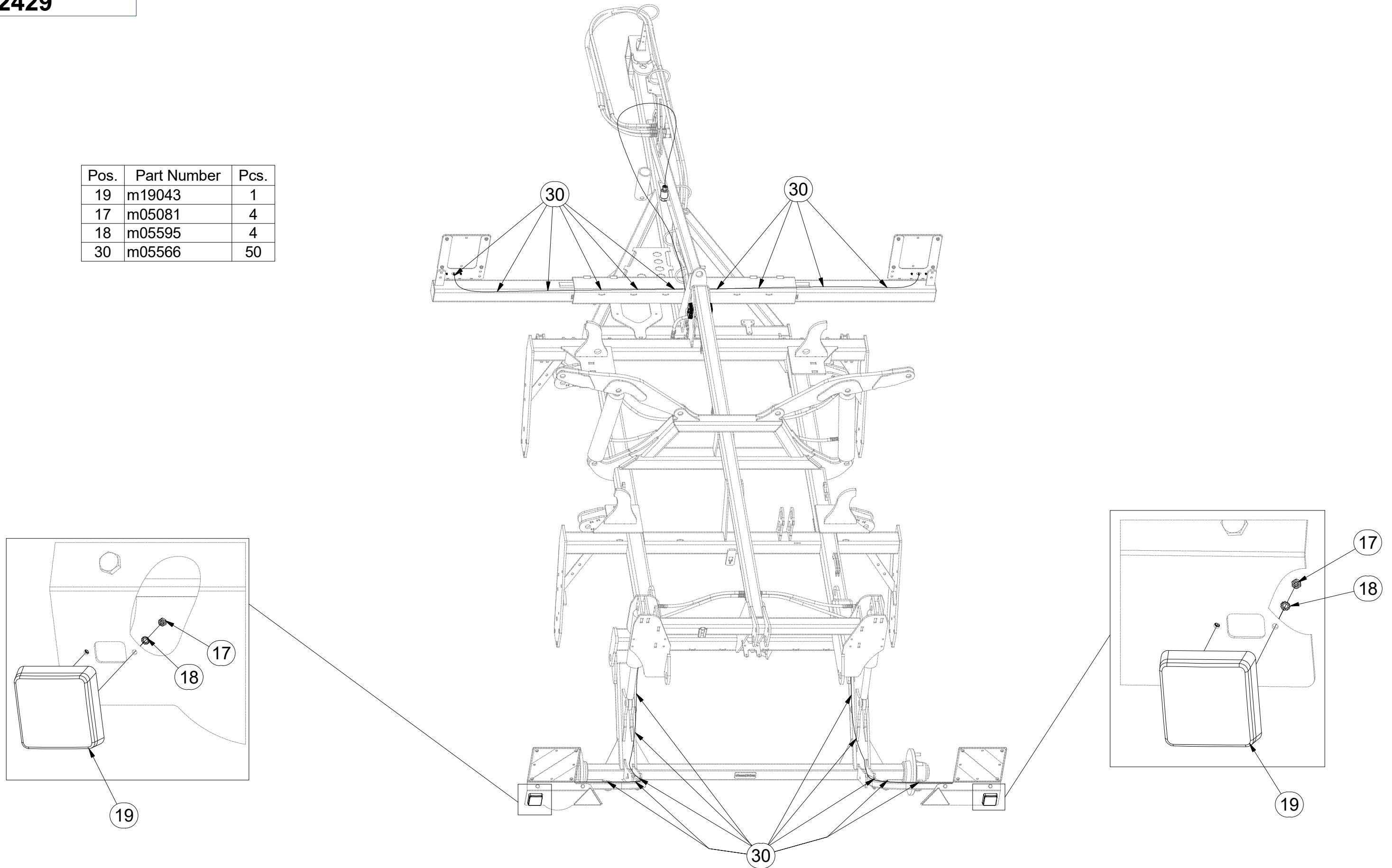
Ⓡ ОСВЕТИТЕЛЬНЫЙ КОМПЛЕКТ

Ⓢ ZESTAW OŚWIETLENIA

**Farmet**

**3012429**

Pos.	Part Number	Pcs.
19	m19043	1
17	m05081	4
18	m05595	4
30	m05566	50



Ⓒ SVĚTELNÁ SADA

Ⓓ LEUCHTENSATZ

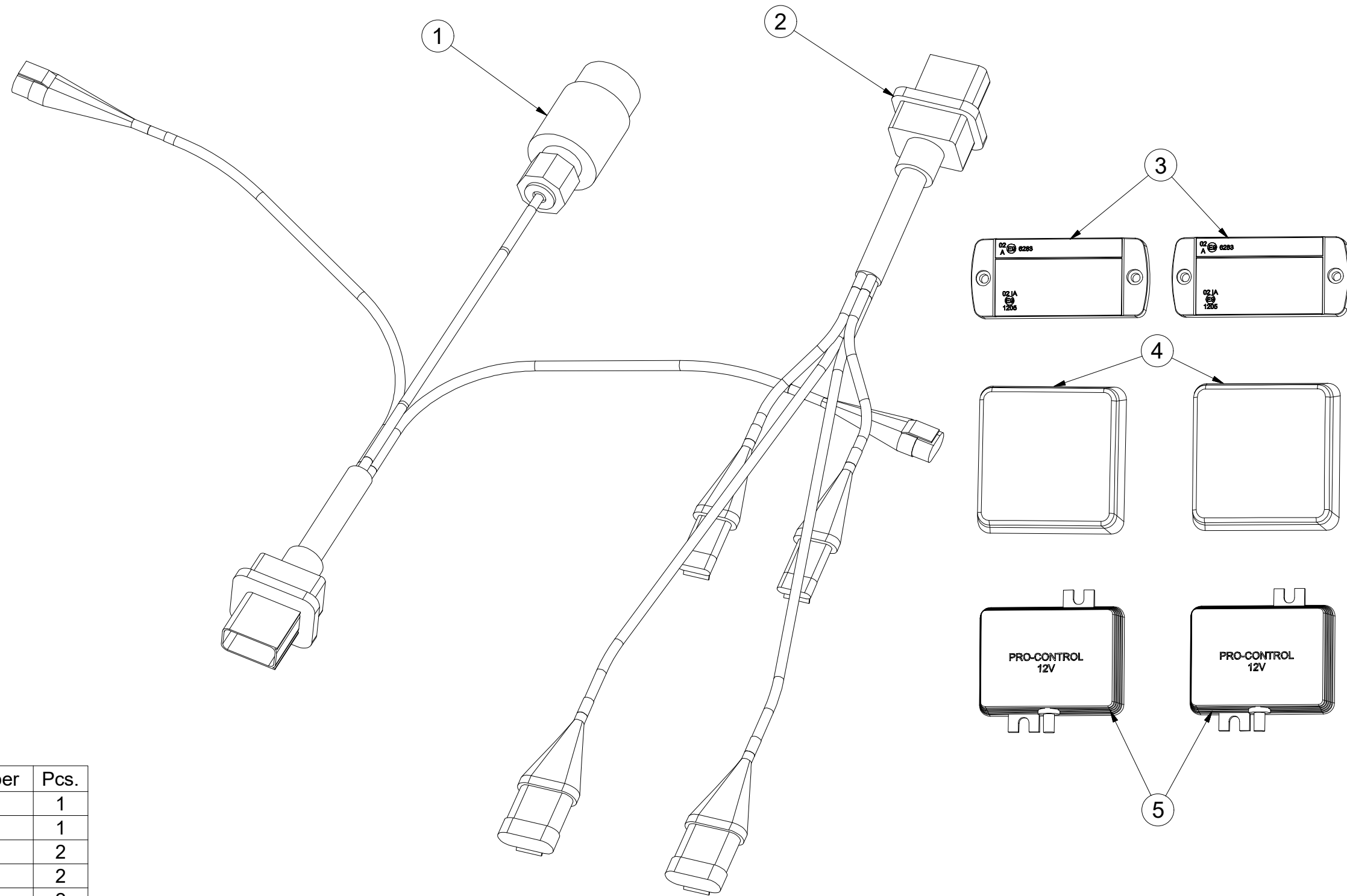
Ⓕ KIT LUMINEUX

**m19043**

Ⓖ LIGHTING SET

Ⓡ ОСВЕТИТЕЛЬНЫЙ КОМПЛЕКТ

Ⓟ ZESTAW OŚWIETLENIA



Pos.	Part Number	Pcs.
1	m14779	1
2	m14778	1
3	m14776	2
5	m14777	2
4	m19044	2

- Ⓒ UTAHOVACÍ MOMENTY ŠROUBŮ  
 Ⓓ ANZUGMOMENTE VON SCHRAUBEN  
 Ⓕ COUPLES DE SERRAGE DES VIS

- Ⓖ SCREW TIGHTENING TORQUE  
 Ⓔ МОМЕНТЫ ЗАЖАТИЯ БОЛТОВ  
 Ⓗ MOMENTY DOKRĘCANIA ŚRUB



P		5.8	8.8	10.9	12.9
D	R	Mu	Mu	Mu	Mu
mm	mm	Nm	Nm	Nm	Nm
M 6	1	6	9	13	15
M 8	1,25	14	22	32	38
M10	1,5	29	44	64	75
M12	1,75	49	76	111	130
M14	2	79	120	176	206
M16	2	123	188	276	323
M18	2,5	169	257	378	443
M20	2,5	239	365	536	628
M22	2,5	329	529	738	864
M24	3	413	629	924	1082
M27	3	613	934	1372	1606
M30	3,5	832	1267	1862	2179
M33	3,5	1130	1723	2530	2961
M36	4	1451	2210	3246	3799
M39	4	1885	2872	4217	4936
M42	4,5	2322	3538	5196	6080
M45	4,5	2909	4433	6511	7619
M48	5	3513	5353	7862	9200
M52	5	4524	6895	10126	11849
M56	5,5	5636	8589	12614	14761

- Mu - Ⓒ UTAHOVACÍ MOMENT Ⓖ TIGHTENING TORQUE  
 Ⓓ ANZUGMOMENT Ⓔ МОМЕНТ ЗАЖАТИЯ  
 Ⓕ COUPLE DE SERRAGE Ⓗ MOMENT DOKRĘCANIA  
 D - Ⓒ JMENOVITÝ PRŮMĚR Ⓖ NOMINAL DIAMETER  
 Ⓓ NENNDURCHMESSER Ⓔ НОМИНАЛЬНЫЙ ДИАМЕТР  
 Ⓕ DIAMETRE NOMINAL Ⓗ ŚREDNICA NOMINALNA  
 R - Ⓒ ROZTEČ ZÁVITU - STOUPÁNÍ Ⓖ SCREW PITCH – LEAD  
 Ⓓ GEWINDESTEIGUNG Ⓔ ШАГ РЕЗЬБЫ  
 Ⓕ PAS DE FILET - PAS Ⓗ ROZSTAW GWINTU - SKOKI  
 P - Ⓒ PEVNOST Ⓖ STRENGTH  
 Ⓓ FESTIGKEIT Ⓔ ПРОЧНОСТЬ  
 Ⓕ RÉSISTANCE Ⓗ WYTRZYMAŁOŚĆ


- Ⓒ Šroubové spoje utahujte dle vyznačeného utahovacího momentu v dokumentaci. Pokud není utahovací moment v dokumentaci vyznačen, utahujte dle obecné tabulky. Pokud je v dokumentaci definován spoj ze šroubu a matice o různých pevnostech, vždy utahujte na moment komponenty s nižší pevností.
- Ⓓ Ziehen Sie die Schraubverbindungen gemäß dem in der Dokumentation festgeschriebenen Anzugsmoments an. Sofern das Anzugsmoment nicht in der Dokumentation aufgeführt ist, ziehen Sie sie gemäß der allgemeinen Tabelle an. Wenn in der Dokumentation eine Verbindung von Schraube und Mutter mit verschiedenen Festigkeiten definiert ist, wird immer mit dem Moment des Bauteils mit der geringeren Festigkeit angezogen.
- Ⓕ Serrez les raccords à vis selon le couple de serrage indiqué dans les documents. Si le couple de serrage n'est pas indiqué dans les documents, serrez selon le tableau général. Si les documents définissent un assemblage par boulon de diverses résistances, serrez toujours au moment de la composante avec résistance inférieure.
- Ⓖ Tighten the screw joints according to the tightening torque stated in the documentation. If the tightening torque is not stated in the documentation, tighten according to the general table. If there is a joint with a screw and a nut at different strengths in the documentation, always tighten to the torque of the component with lower strength.
- Ⓔ Резьбовые соединения зажимайте с установленным в документации моментом зажатия. Если в документации не указан момент зажатия, то зажимайте по действующей в общем таблице. Если в документации установлено соединение из болта и гайки различной прочности, всегда зажимайте с моментом для компонента с меньшей прочностью.
- Ⓗ Połączenia śrubowe należy dokręcać zgodnie z momentem obrotowym w dokumentacji. Jeśli w dokumentacji nie ma podanego momentu obrotowego, należy dokręcać zgodnie z ogólną tabelą. Jeśli w dokumentacji zdefiniowane jest połączenie ze śrubą i nakrętką o różnych wytrzymałościach, zawsze należy dokręcać zachowując moment dokręcania komponentu z niższą wytrzymałością.

- Ⓒ UTAHOVACÍ MOMENTY ŠROUBŮ  
 Ⓓ ANZUGMOMENTE VON SCHRAUBEN  
 Ⓕ COUPLES DE SERRAGE DES VIS

- Ⓖ SCREW TIGHTENING TORQUE  
 Ⓔ МОМЕНТЫ ЗАЖАТИЯ БОЛТОВ  
 Ⓟ MOMENTY DOKRĘCANIA ŚRUB



- Ⓒ **OBECNÝ PŘEDPIS UTAHOVÁNÍ ZAJIŠTĚNÍ ČEPOVÝCH SPOJŮ:**  
 Ⓓ **ALLGEMEINE VORSCHRIFT FÜR DAS ANZIEHEN VON BOLZENVERBINDUNGEN:**  
 Ⓕ **CONSIGNE GENERALE POUR LE SERRAGE DES ARTICULATIONS CYLINDRIQUES:**  
 Ⓖ **GENERAL INSTRUCTION FOR TIGHTENING THE SECURING OF PIN JOINTS:**  
 Ⓔ **ОБЩЕЕ ОПИСАНИЕ ЗАЖАТИЯ ПРЕДОХРАНЕНИЯ СОЕДИНЕНИЙ ПАЛЬЦАМИ:**  
 Ⓟ **OGÓLNE ZASADY DOKRĘCANIA ZABEZPIECZENIA POŁĄCZEŃ CZOPEM:**



X	M
M8, M10, M12	09-15Nm
M14	15-25Nm

- |                        |                  |                         |                         |
|------------------------|------------------|-------------------------|-------------------------|
| X - Ⓒ ROZMĚR ŠROUBU    | Ⓖ BOLT DIMENSION | M - Ⓒ ORIENTAČNÍ MOMENT | Ⓖ ORIENTATION TORQUE    |
| Ⓓ SCHRAUBENGRÖSSE      | Ⓔ РАЗМЕР БОЛТА   | Ⓓ ANZUGSMOMENT          | Ⓔ ОПИЕНТАЦИОННЫЙ МОМЕНТ |
| Ⓕ DIMENSIONS DE LA VIS | Ⓟ ROZMIAR ŚRUBY  | Ⓕ COUPLE D'ORIENTATION  | Ⓟ ORIENTACYJNY MOMENT   |

- Ⓒ Tyto spoje není nutné ověřovat kontrolou momentovým klíčem = stačí vizuálně kontrolovat sešroubování.  
 Ⓓ Diese Verbindungen müssen nicht mit einem Drehmomentschlüssel überprüft werden = es genügt, die Verschraubung visuell zu kontrollieren.  
 Ⓕ Il n'est pas nécessaire de contrôler le serrage à l'aide d'une clé dynamométrique = un contrôle visuel de l'assemblage suffit.  
 Ⓖ These joints do not have to be verified by checking with a torque wrench = visual inspection of bolting is sufficient.  
 Ⓔ Эти соединения не нужно контролировать динамометрическим ключом = достаточно визуально проверять прикручивание.  
 Ⓟ Nie trzeba sprawdzać tych połączeń kluczem dynamometrycznym = wystarczy wizualnie skontrolować dokręcenie.