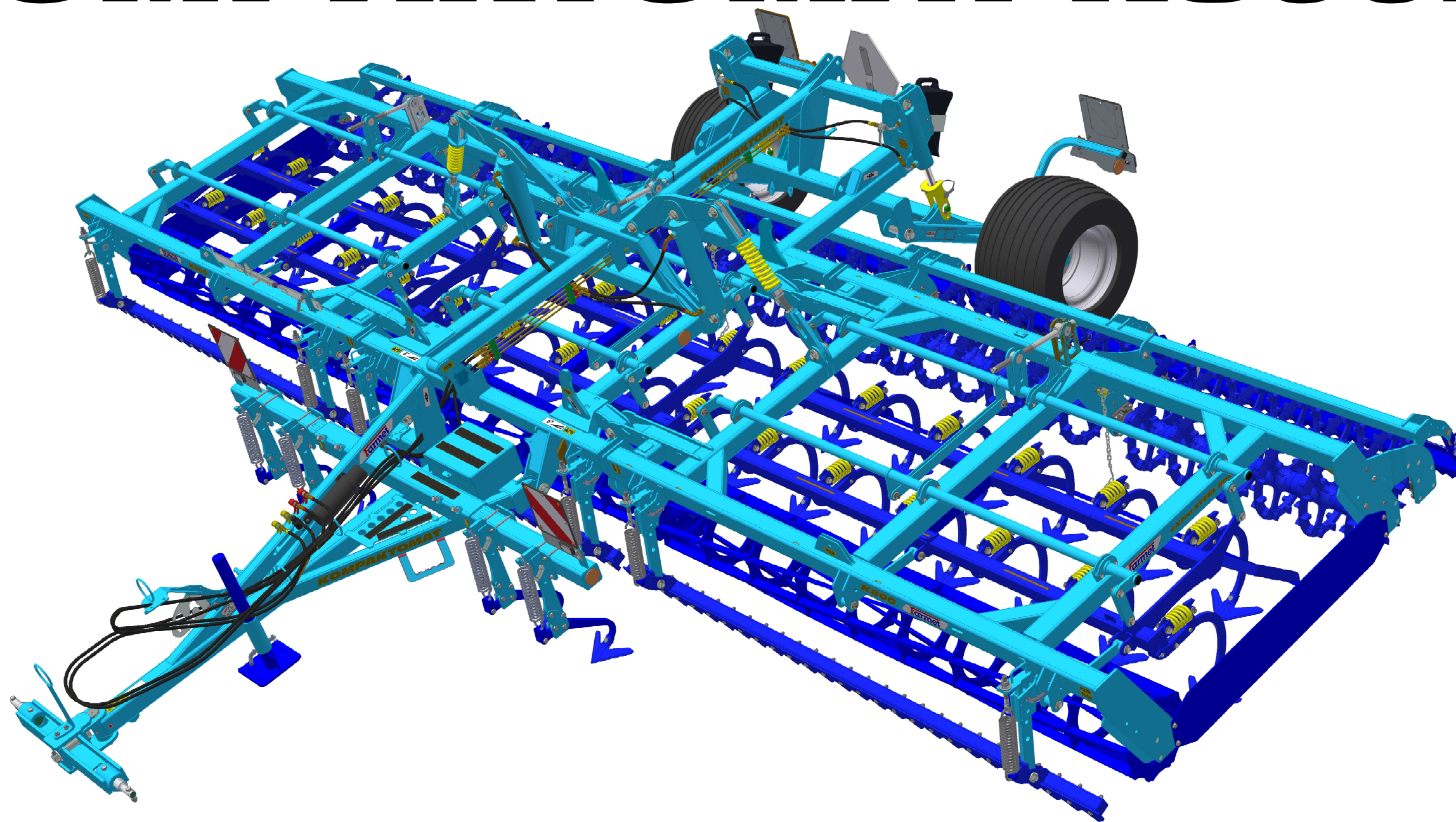


The effective technology

Farmet[®]

ⒸZ KATALOG NÁHRADNÍCH DÍLŮ ⒸB CATALOGUE OF SPARE PARTS ⒸD ERSATZTEILLISTE
ⒸRU КАТАЛОГ ЗАПАСНЫХ ЧАСТЕЙ ⒸF CATALOGUE DES PIÈCES DE RECHANGE ⒸPL KATALOG CZĘŚCI ZAMIENNYCH

KOMPAKTOMAT K800PS



ⒸZ Platnost pro vrcholové | výrobní číslo stroje ⒸB Validity for the top | serial number of the machine
ⒸD Gültigkeit für die Haupt- | Herstellungsnummer der Maschine ⒸRU Действительно для главного | заводского номера машины
ⒸF Validité du numéro de référence | de série de la machine ⒸPL Obowiązuje dla numeru głównego | seryjnego maszyny

9333306 | 2019/1044

Farmet a. s.
Jiřinková 276
552 03 Āeská Skalice, CZ

telefon: +420 491 450 111
fax: +420 491 450 136
GSM: +420 774 715 738

IĀ: 46504931
DIĀ: CZ46504931

web: www.farmet.cz
e-mail: farmet@farmet.cz

ⒸZ NAVIGACE STROJE

Ⓓ NAVIGATION DER MASCHINE

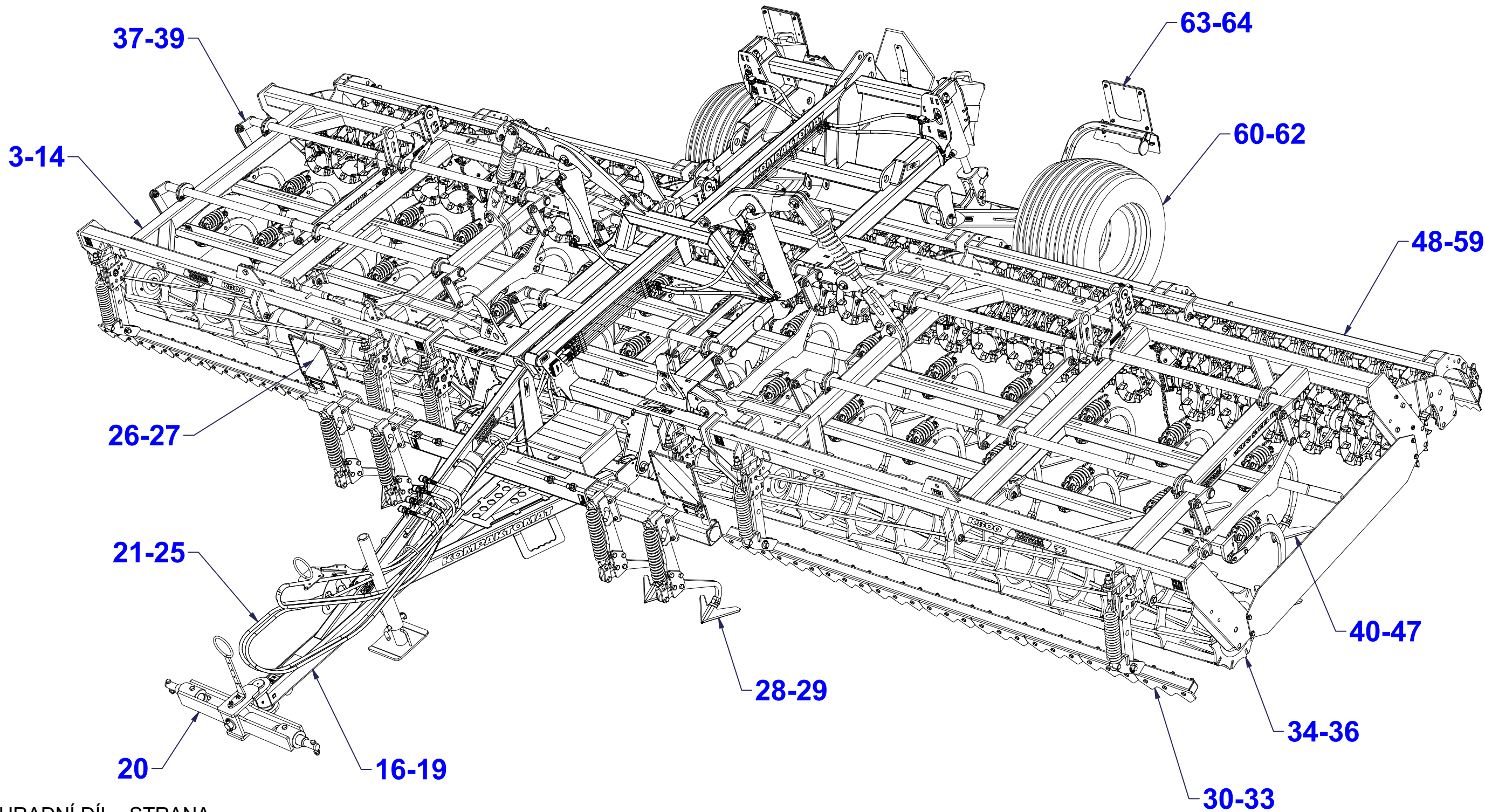
Ⓕ NAVIGATION DE LA MACHINE

ⒸB NAVIGATION OF THE MACHINE

ⒸU НАВИГАЦИЯ МАШИНЫ

ⒸL NAWIGACJA MASZYNY

Farmet



ⒸZ NÁHRADNÍ DÍL - STRANA

ⒸB SPARE PART - PAGE

Ⓓ ERSATZTEILE - SEITE

ⒸU ЗАПЧАСТЬ - СТРАНИЦА

Ⓕ PIÈCE DE RECHANGE - PAGE

ⒸL CZĘŚCI ZAMIENNE - STRONA

Ⓒ POLOTOVAR STROJE

Ⓓ MASCHINEN-HALBFABRIKAT

Ⓕ MACHINE - SEMI-PRODUIT

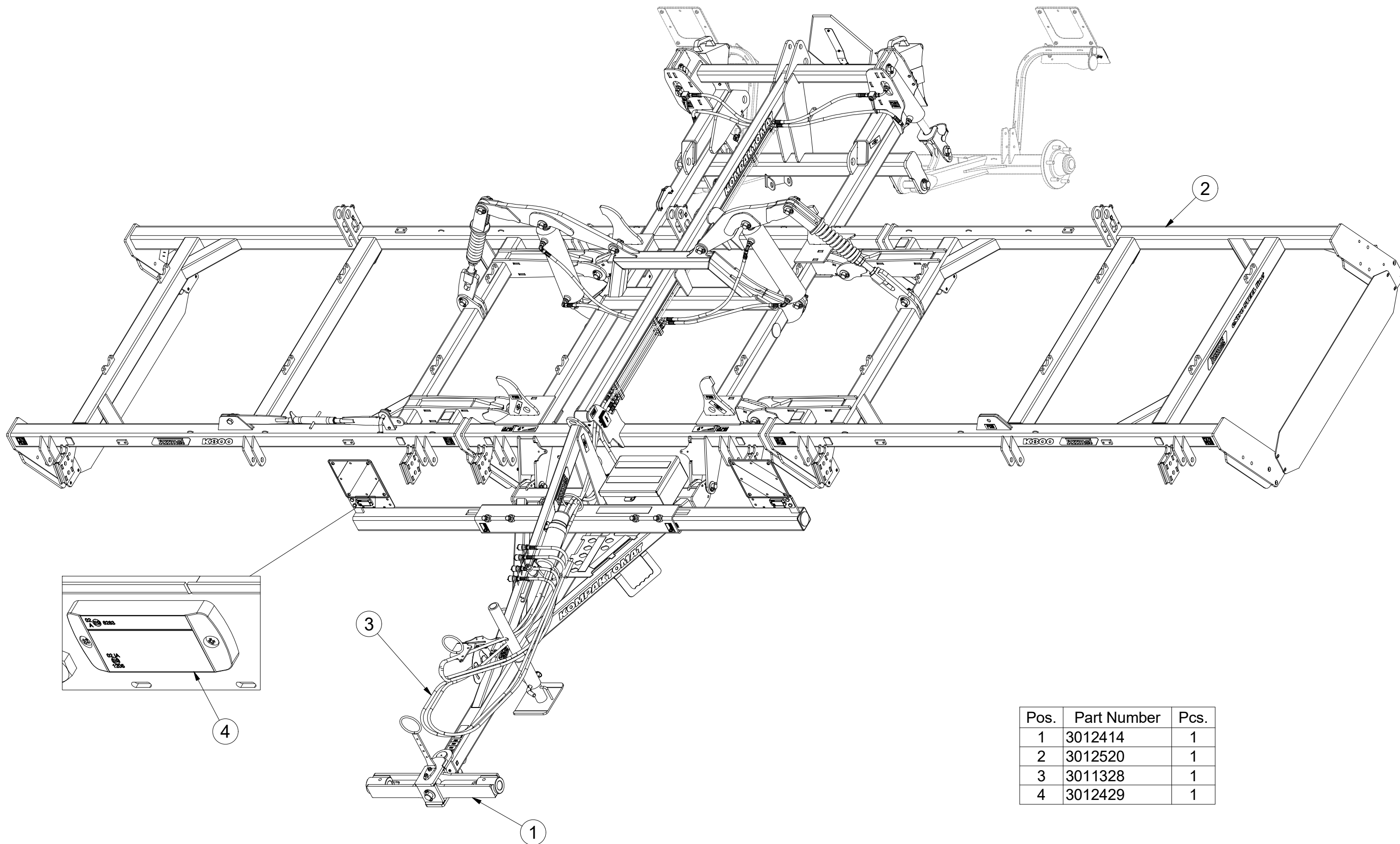
Ⓖ SEMIFINISHED MACHINE

Ⓡ ПОЛУФАБРИКАТ МАШИНЫ

Ⓢ PÓLFABRYKAT MASZYN



3012671



Pos.	Part Number	Pcs.
1	3012414	1
2	3012520	1
3	3011328	1
4	3012429	1

☉ POLOTOVAR STROJE

☉ MASCHINEN-HALBFABRIKAT

☉ MACHINE - SEMI-PRODUIT

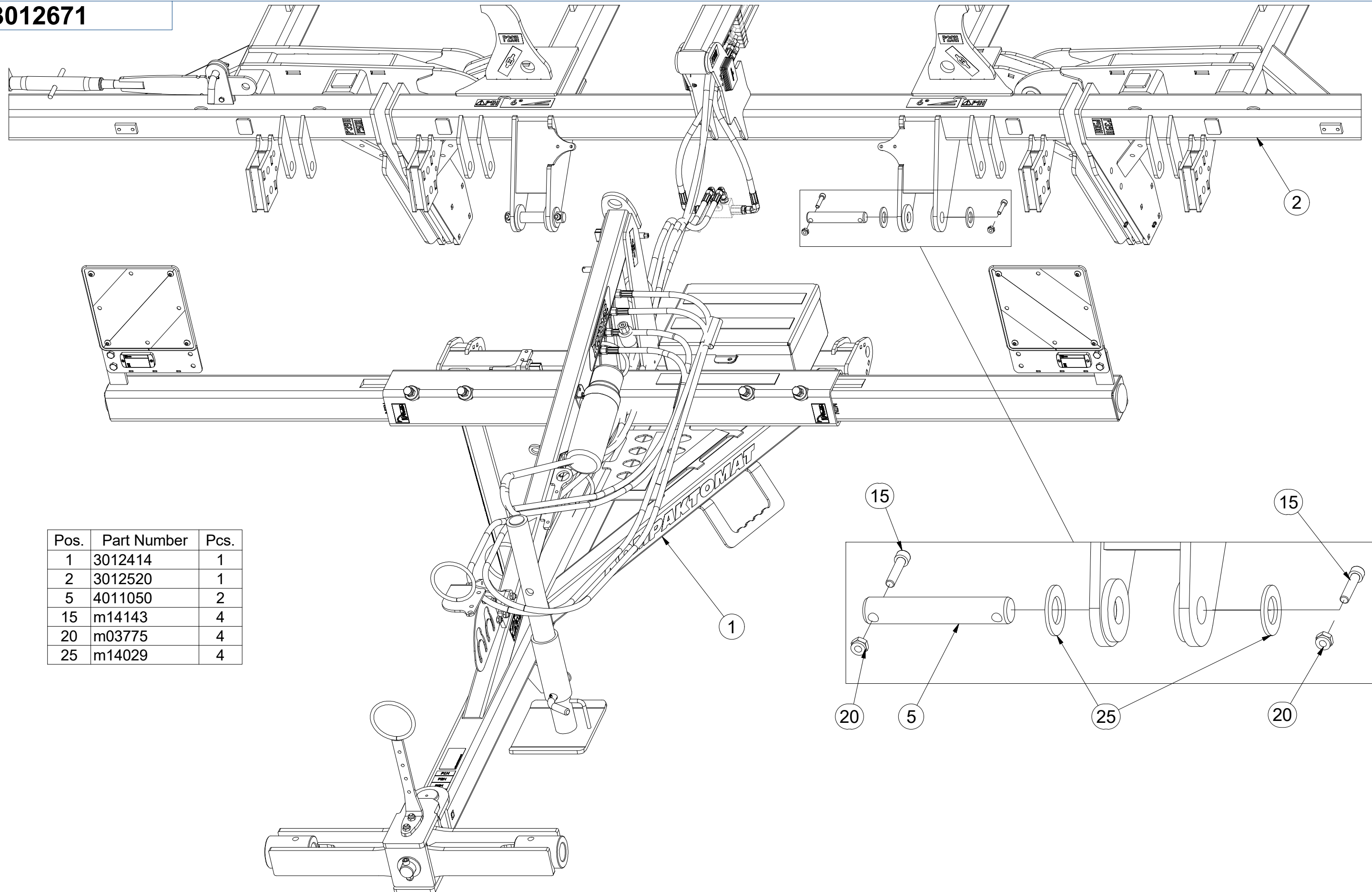
☉ SEMIFINISHED MACHINE

☉ ПОЛУФАБРИКАТ МАШИНЫ

☉ PÓLFABRYKAT MASZYNY



3012671



Pos.	Part Number	Pcs.
1	3012414	1
2	3012520	1
5	4011050	2
15	m14143	4
20	m03775	4
25	m14029	4

☉ POLOTOVAR STROJE

☉ MASCHINEN-HALBFABRIKAT

☉ MACHINE - SEMI-PRODUIT

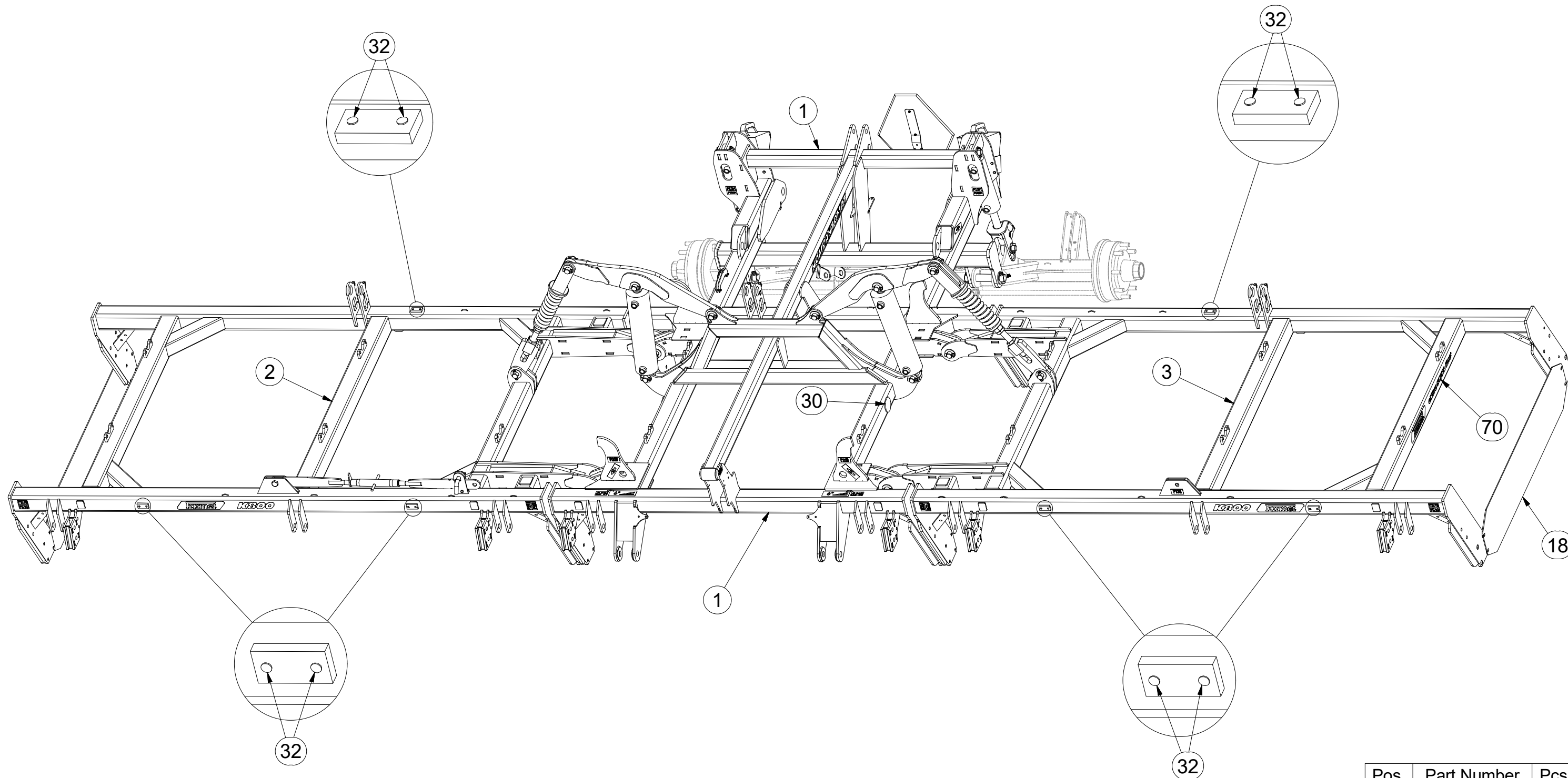
☉ SEMIFINISHED MACHINE

☉ ПОЛУФАБРИКАТ МАШИНЫ

☉ PÓLFABRYKAT MASZYNY



3012520



Pos.	Part Number	Pcs.
1	2001191	1
2	6000465	1
3	6000466	1
18	4005373	2
30	m02579	2
32	m11099	16
70	m19079	1

Ⓒ POLOTOVAR STROJE

Ⓓ MASCHINEN-HALBFABRIKAT

Ⓕ MACHINE - SEMI-PRODUIT

Ⓖ SEMIFINISHED MACHINE

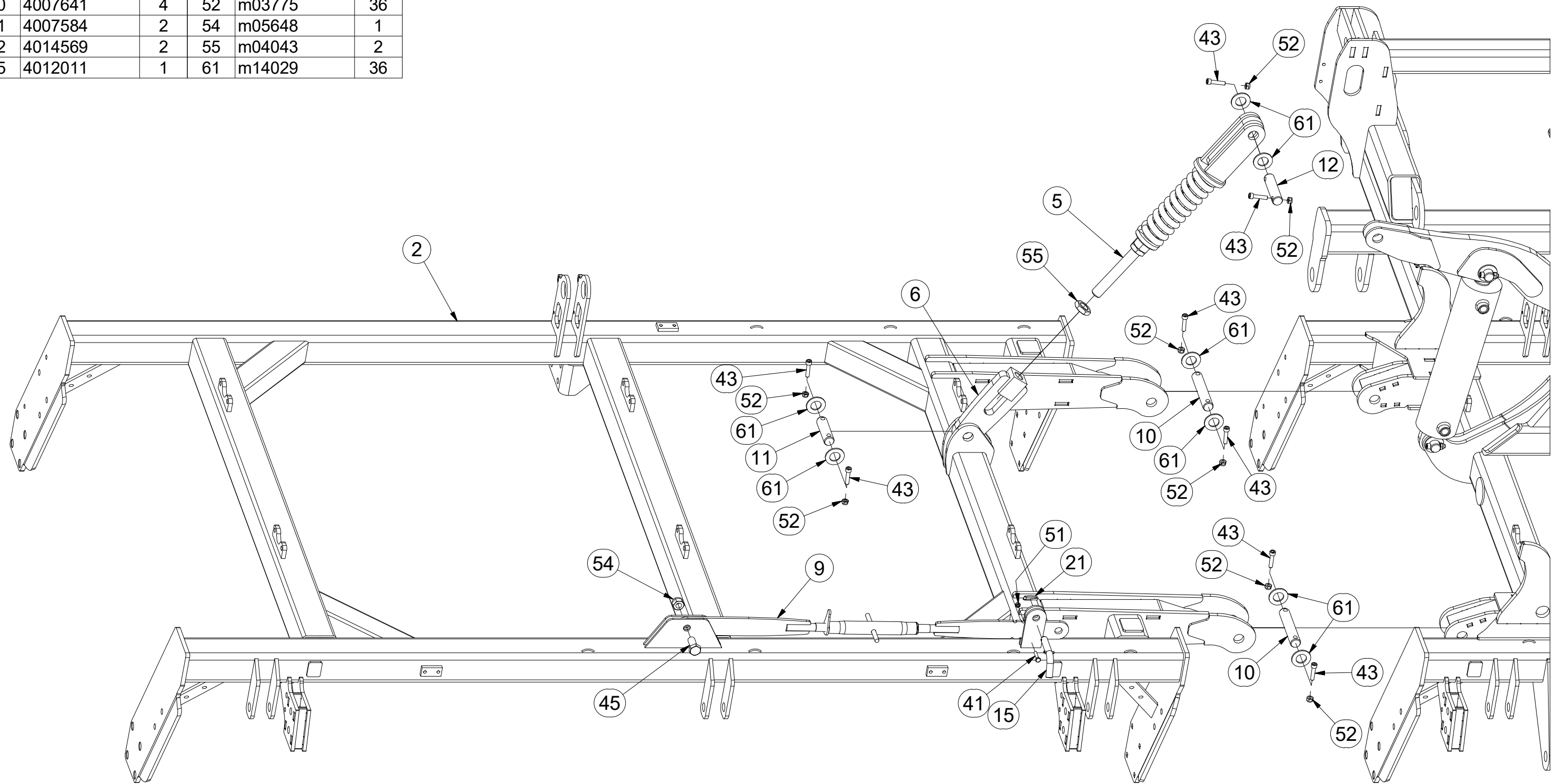
Ⓡ ПОЛУФАБРИКАТ МАШИНЫ

Ⓟ PÓLFABRYKAT MASZYN



3012520

Pos.	Part Number	Pcs.	Pos.	Part Number	Pcs.
1	2001191	1	21	m10454	1
2	6000465	1	41	m01096	1
5	4005363	2	43	m14143	36
6	4021664	2	45	m04241	1
9	4003966	1	51	m04503	9
10	4007641	4	52	m03775	36
11	4007584	2	54	m05648	1
12	4014569	2	55	m04043	2
15	4012011	1	61	m14029	36



Ⓒ POLOTOVAR STROJE

Ⓓ MASCHINEN-HALBFABRIKAT

Ⓕ MACHINE - SEMI-PRODUIT

Ⓖ SEMIFINISHED MACHINE

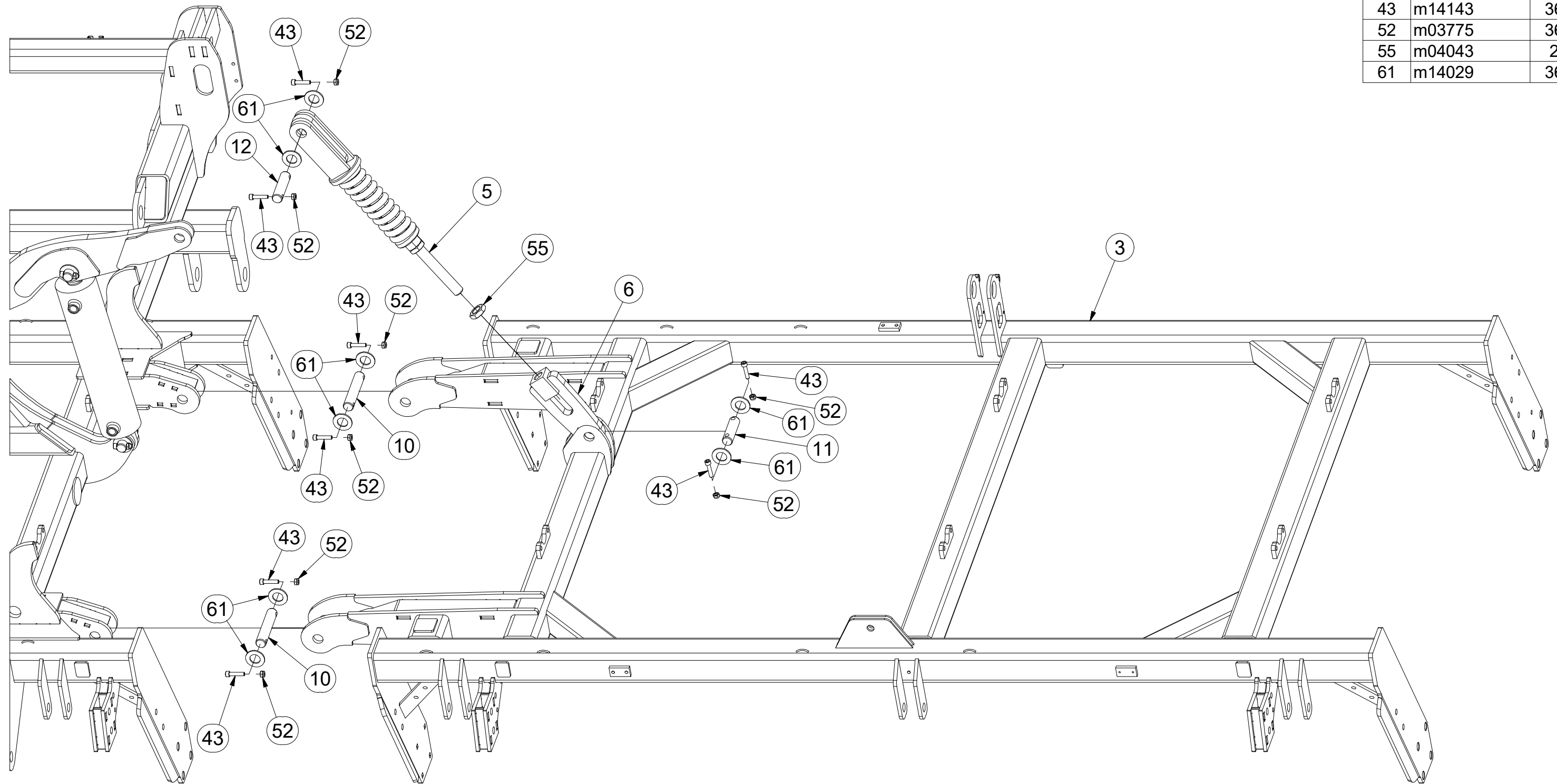
Ⓡ ПОЛУФАБРИКАТ МАШИНЫ

Ⓟ PÓŁFABRYKAT MASZYN



3012520

Pos.	Part Number	Pcs.
1	2001191	1
3	6000466	1
5	4005363	2
6	4021664	2
10	4007641	4
11	4007584	2
12	4014569	2
43	m14143	36
52	m03775	36
55	m04043	2
61	m14029	36



☉ POLOTOVAR STROJE

☉ MASCHINEN-HALBFABRIKAT

☉ MACHINE - SEMI-PRODUIT

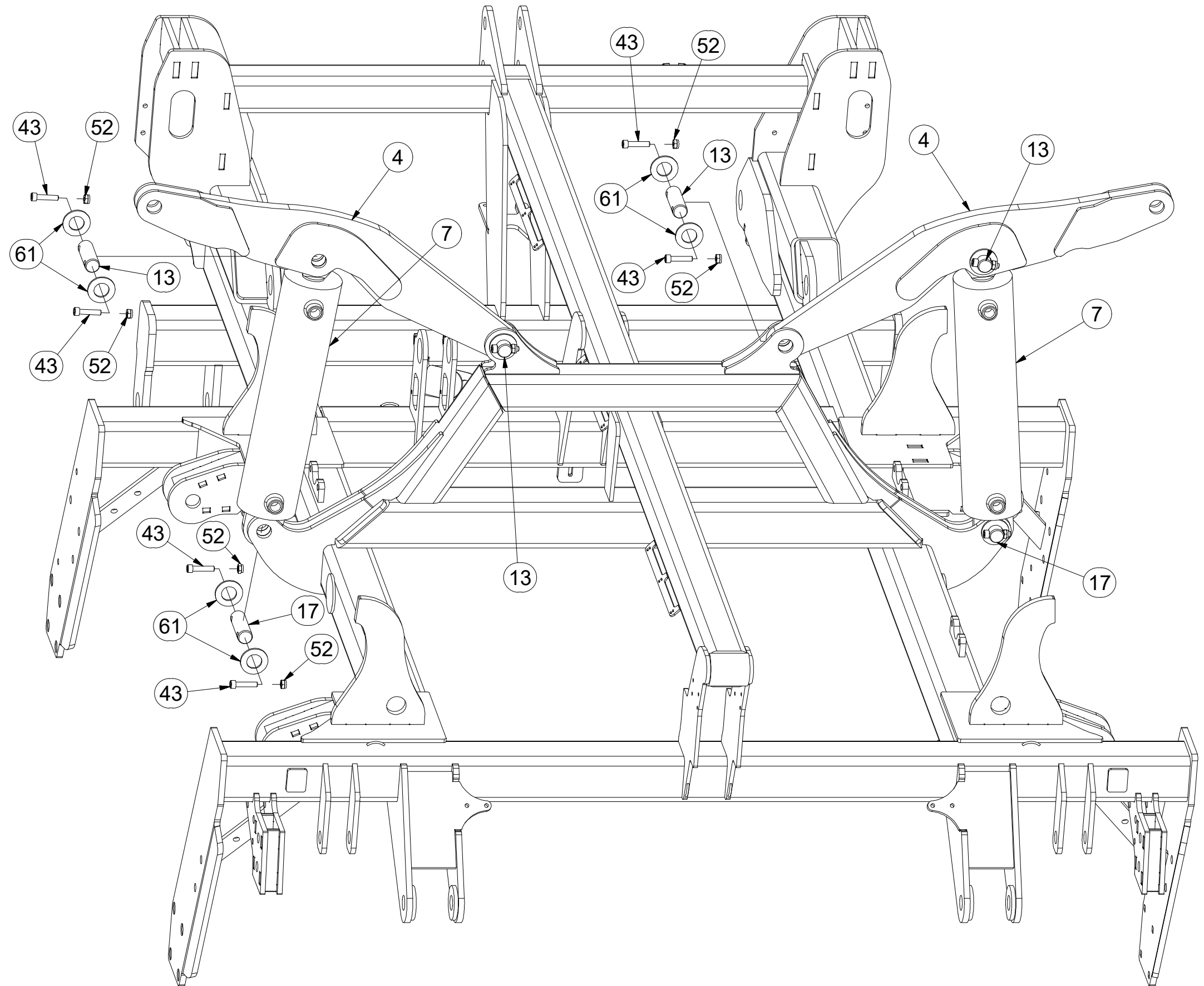
☉ SEMIFINISHED MACHINE

☉ ПОЛУФАБРИКАТ МАШИНЫ

☉ PÓLFABRYKAT MASZYNY



3012520



Pos.	Part Number	Pcs.
1	2001191	1
4	3002837	2
7	9002967	2
13	4007640	4
17	4008234	4
43	m14143	36
52	m03775	36
61	m14029	36

☉ POLOTOVAR STROJE

☉ MASCHINEN-HALBFABRIKAT

☉ MACHINE - SEMI-PRODUIT

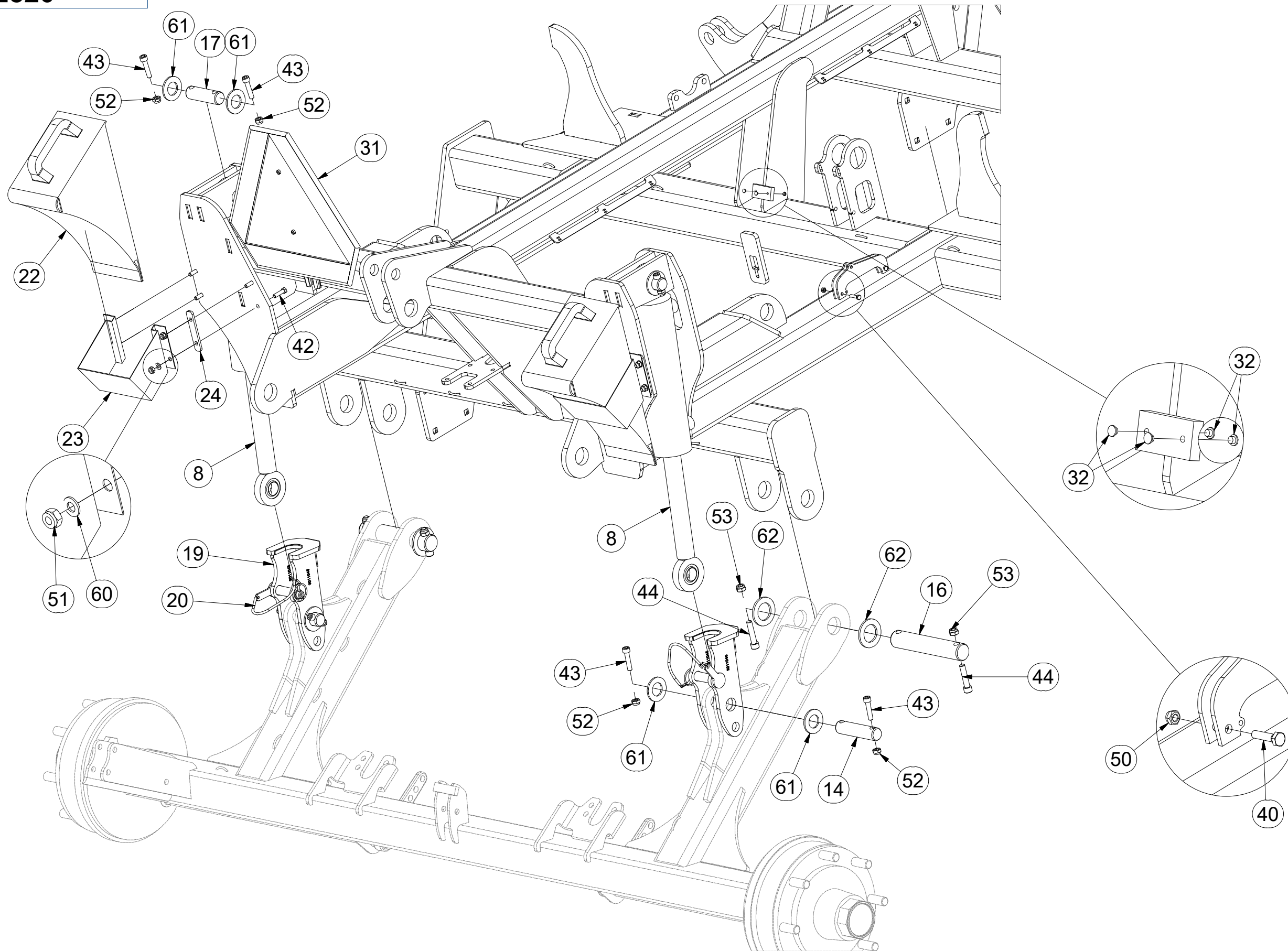
☉ SEMIFINISHED MACHINE

☉ ПОЛУФАБРИКАТ МАШИНЫ

☉ PÓŁFABRYKAT MASZYNY



3012520



Pos.	Part Number	Pcs.
8	9000247	2
14	4011761	2
16	4010875	2
17	4008234	4
19	4022352	2
20	4023535	2
22	m16186	2
23	m12572	2
24	4012712	4
31	m05371	1
32	m11099	16
40	m01075	2
42	m04791	8
43	m14143	36
44	m14008	4
50	m05560	2
51	m04503	9
52	m03775	36
53	m04301	4
60	m01203	8
61	m14029	36
62	4013139	4

☉ SAMOLEPKY STROJE

☉ AUFKLEBER MASCHINEN

☉ VOITURE MACHINES

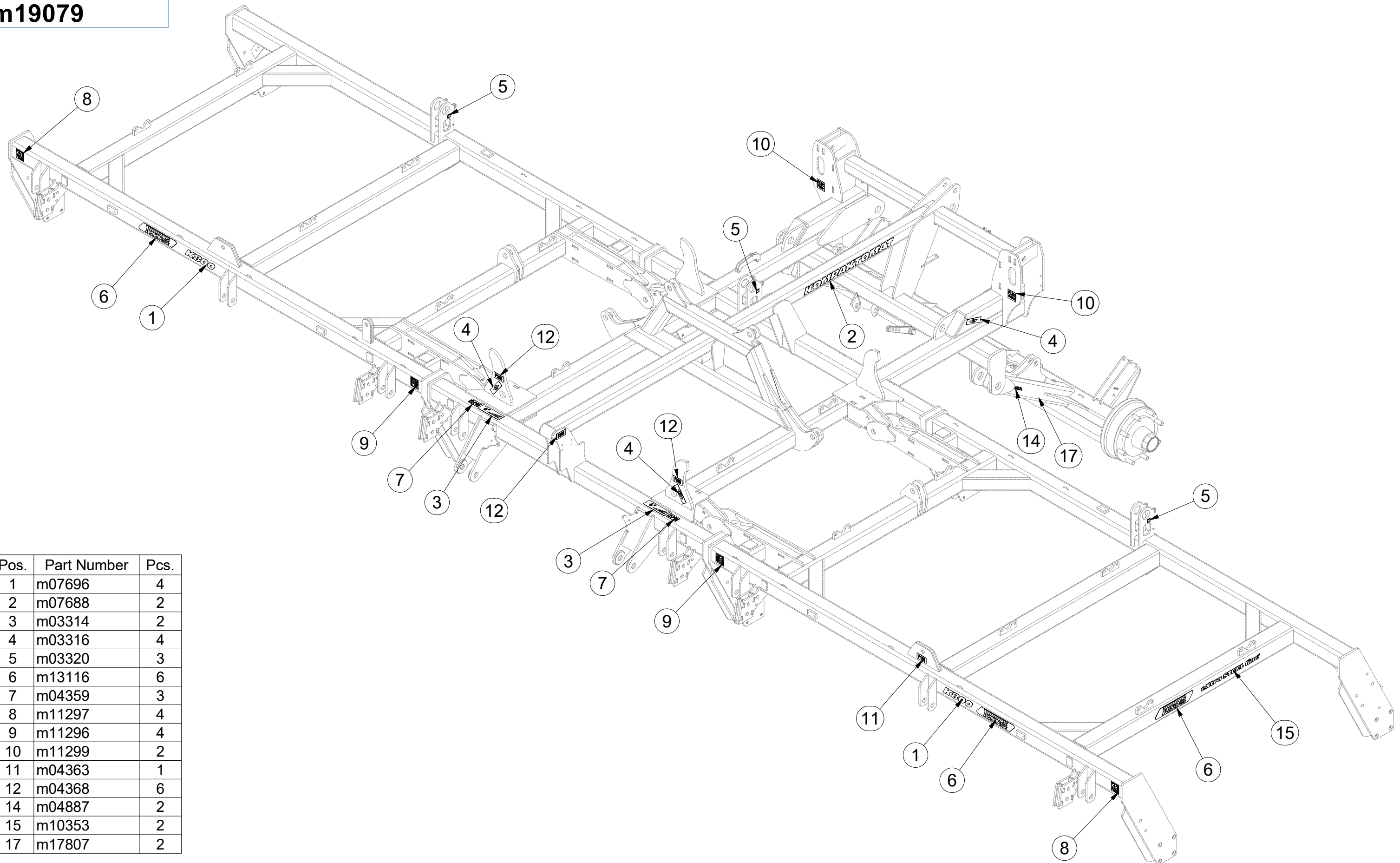
☉ STICKERS MACHINES

☉ СТИКЕРЫ МАШИНЫ

☉ NAKLEJKI MASZYNY



m19079



Pos.	Part Number	Pcs.
1	m07696	4
2	m07688	2
3	m03314	2
4	m03316	4
5	m03320	3
6	m13116	6
7	m04359	3
8	m11297	4
9	m11296	4
10	m11299	2
11	m04363	1
12	m04368	6
14	m04887	2
15	m10353	2
17	m17807	2

Ⓒ SAMOLEPKY STROJE

Ⓓ AUFKLEBER MASCHINEN

Ⓕ VOITURE MACHINES

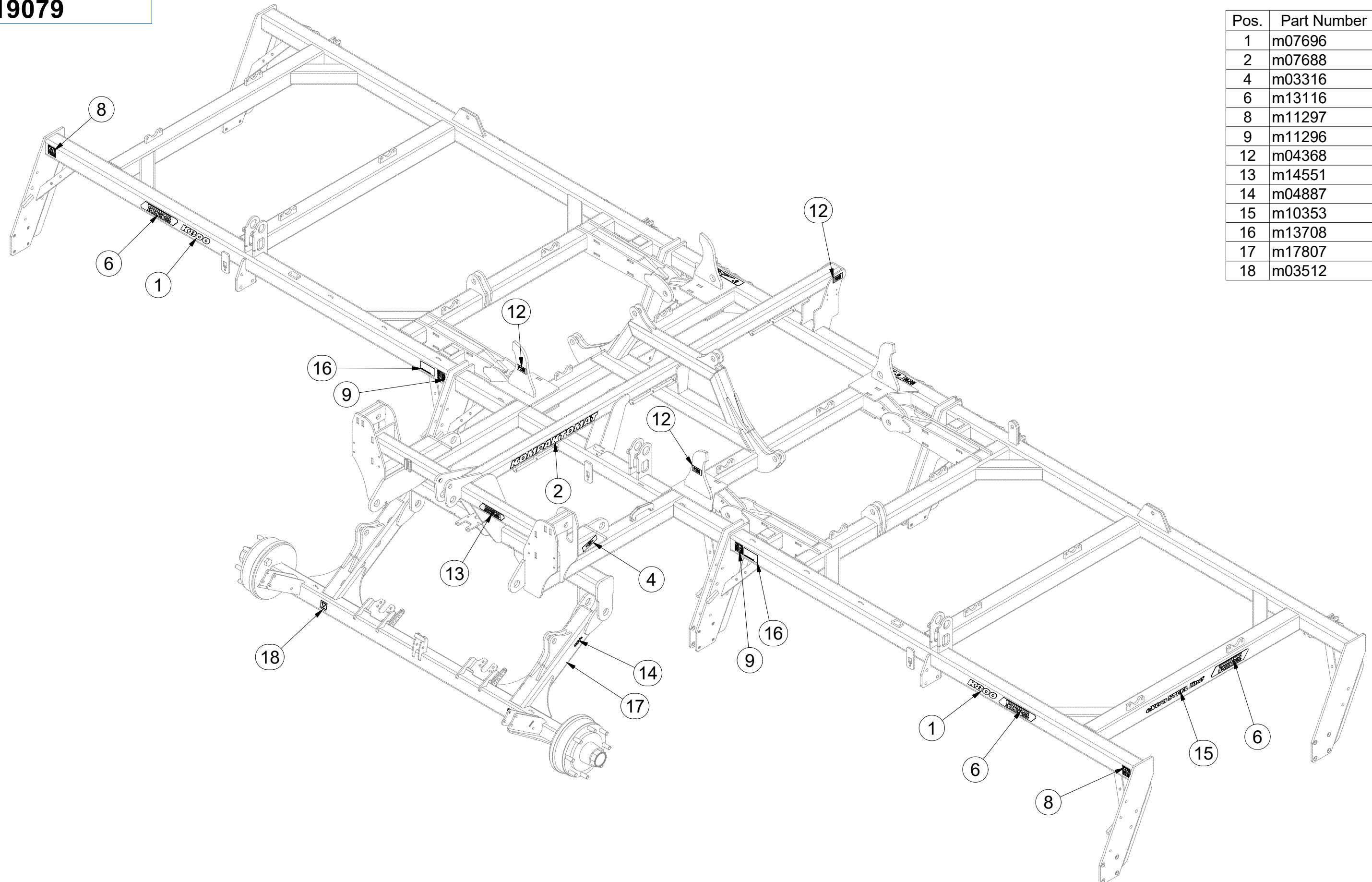
Ⓖ STICKERS MACHINES

Ⓡ СТИКЕРЫ МАШИНЫ

Ⓟ NAKLEJKI MASZYNY



m19079



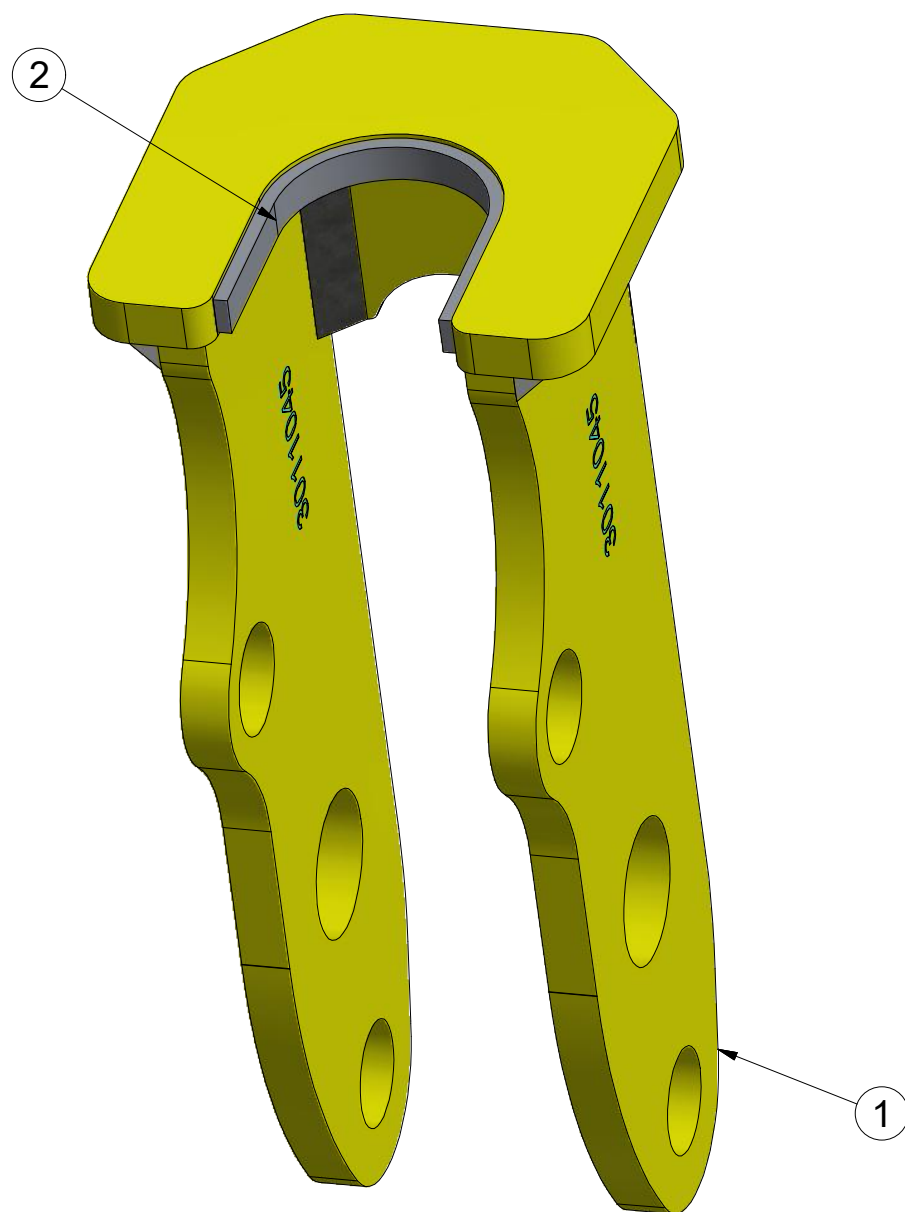
Pos.	Part Number	Pcs.
1	m07696	4
2	m07688	2
4	m03316	4
6	m13116	6
8	m11297	4
9	m11296	4
12	m04368	6
13	m14551	1
14	m04887	2
15	m10353	2
16	m13708	2
17	m17807	2
18	m03512	2

- Ⓒ SADA DORAZŮ
- Ⓓ ANSCHLAGSATZ
- Ⓕ KIT DE BUTÉES

- Ⓖ SET OF BAR STOPS
- Ⓔ КОМПЛЕКТ УПОРОВ
- Ⓟ ZESTAW DOCISKÓW



4022352



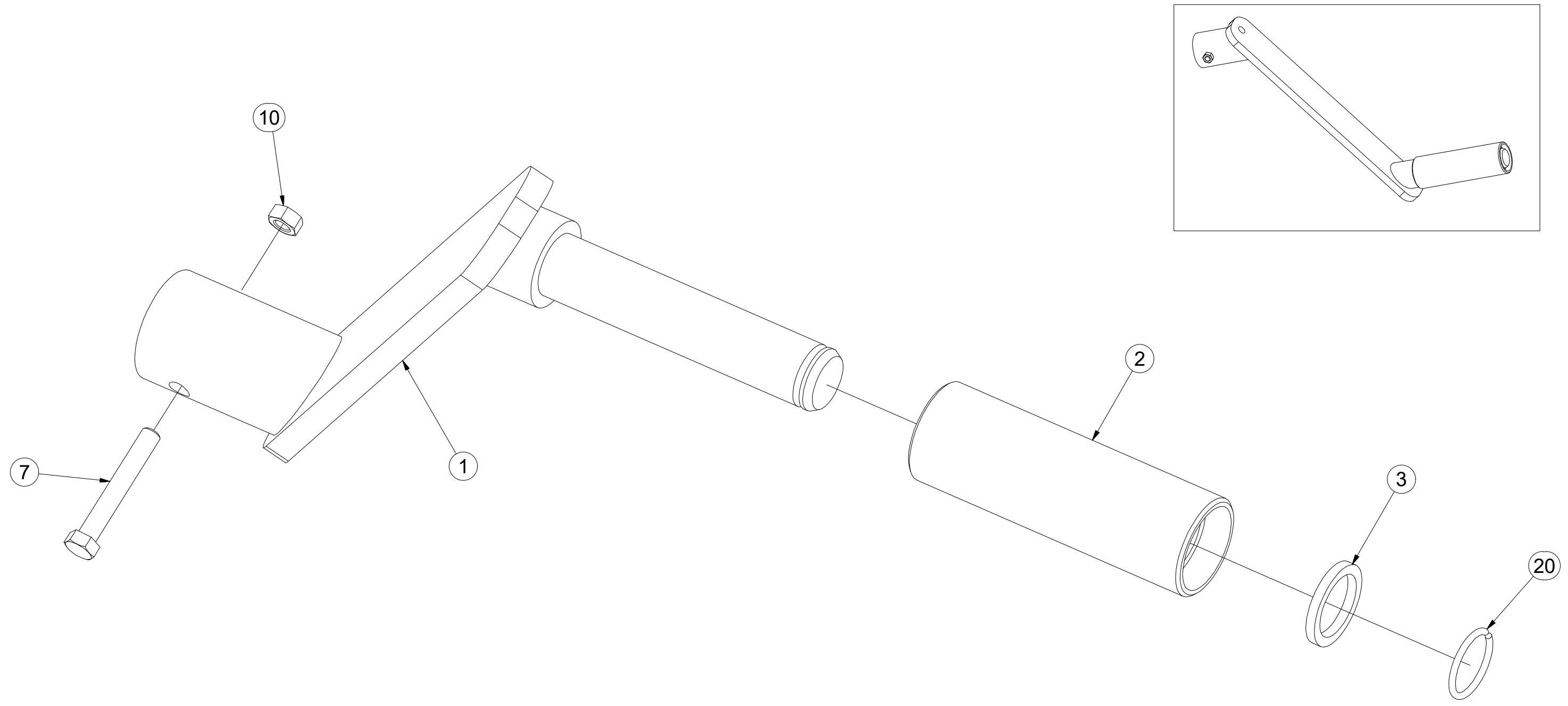
Pos.	Part Number	Pcs.
1	3011045	1
2	m09566	0,18

CZ NASAZOVACÍ KLIKA
 D EINSTELLKURBEL
 F MANIVELLE AMOVIBILE

GB PRESS-ON HANDLE
 RU НАСАЖИВАЕМАЯ РУКОЯТКА
 PL KLAMKA MOCOWANA



4003087



Pos.	Part Number	Pcs.
1	4003092	1
2	4001533	1
3	4004828	1
7	m04641	1
10	m01295	1
20	m06561	1

ⒸZ TÁHLO SKLÁPĚNÍ

Ⓓ ZUGSTANGE ZUR KIPPUNG

Ⓕ TIGE DU BASCULEMENT

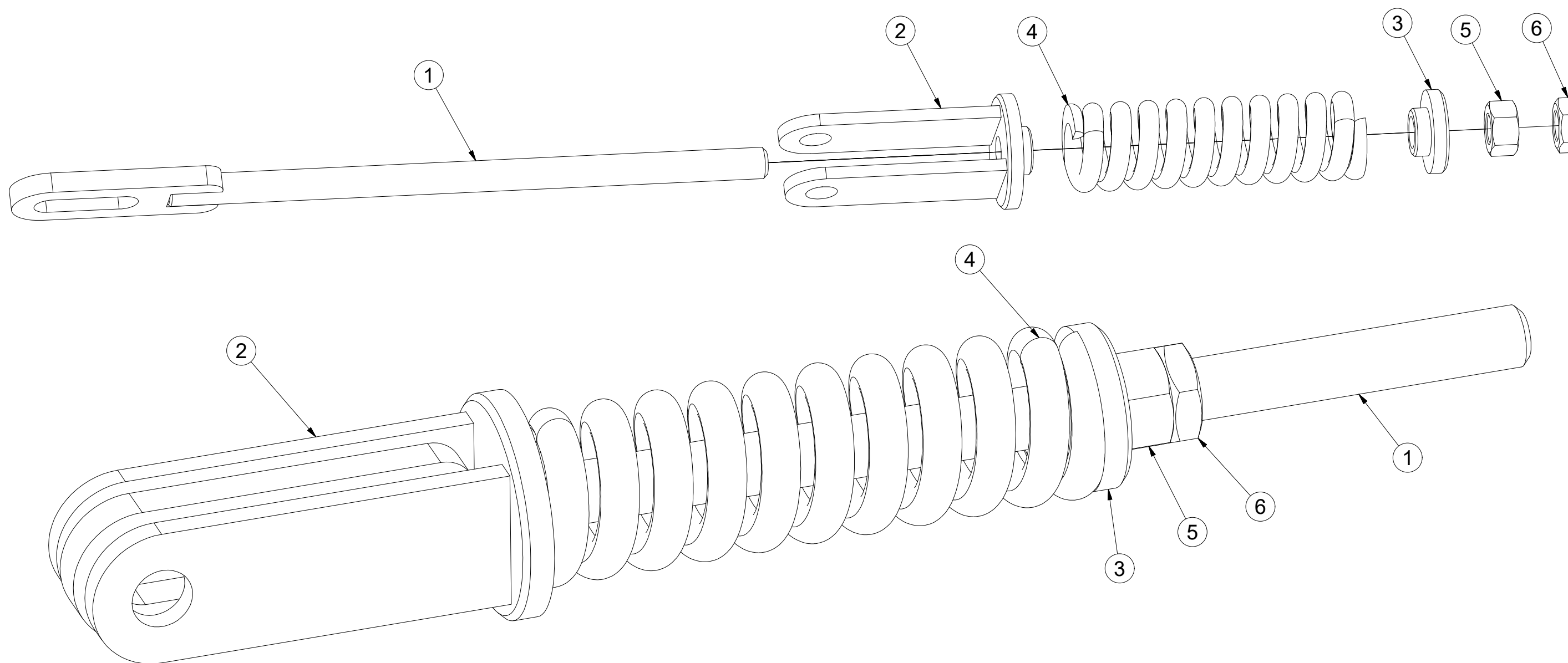
ⒸB TILTING PULL ROD

ⒸU ТЯГА СКЛАДЫВАНИЯ

ⒸL CIĘGŁO PRZECHYLANIA



4005363



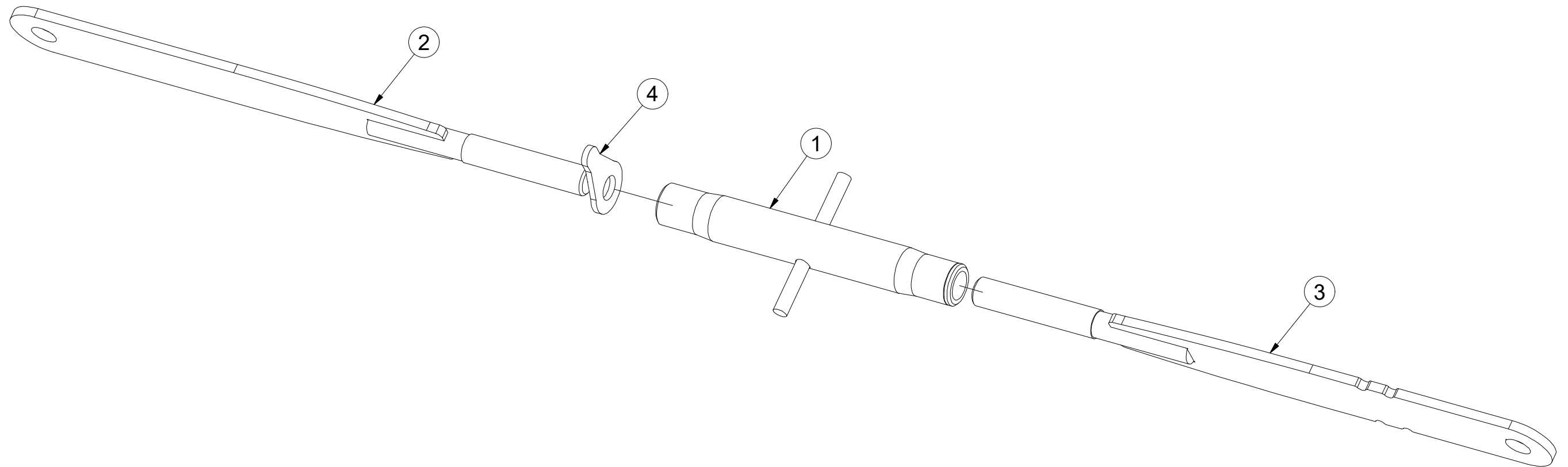
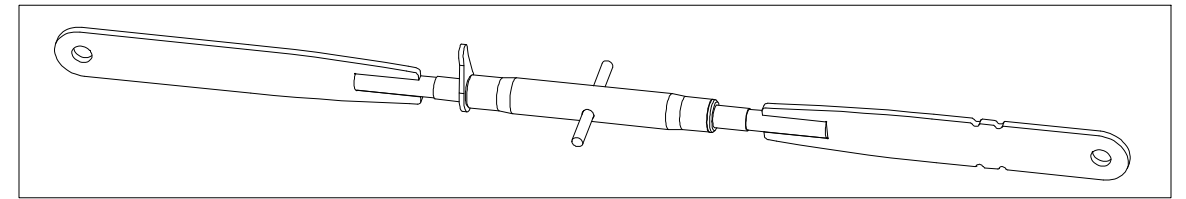
Pos	Part Number	Pcs.
1	4005358	1
2	4005361	1
3	4000023	1
5	m01309	1
4	m06482	1
6	m04043	1

Ⓒ SPOJOVACÍ TÁHLO
Ⓓ VERBINDUNGSSTANGE
Ⓕ TIGE DE RACCORDEMENT

4003966

Ⓖ CONNECTING ROD
Ⓡ СОЕДИНИТЕЛЬНАЯ ТЯГА
Ⓟ KORBOWÓD

Farmet



Poz	Číslo součásti	Ks
1	m08880	1
2	4023421	1
3	4023423	1
4	m08881	1

Ⓒ CZ OJ T3

Ⓓ DEICHSEL T3

Ⓕ TIMON T3

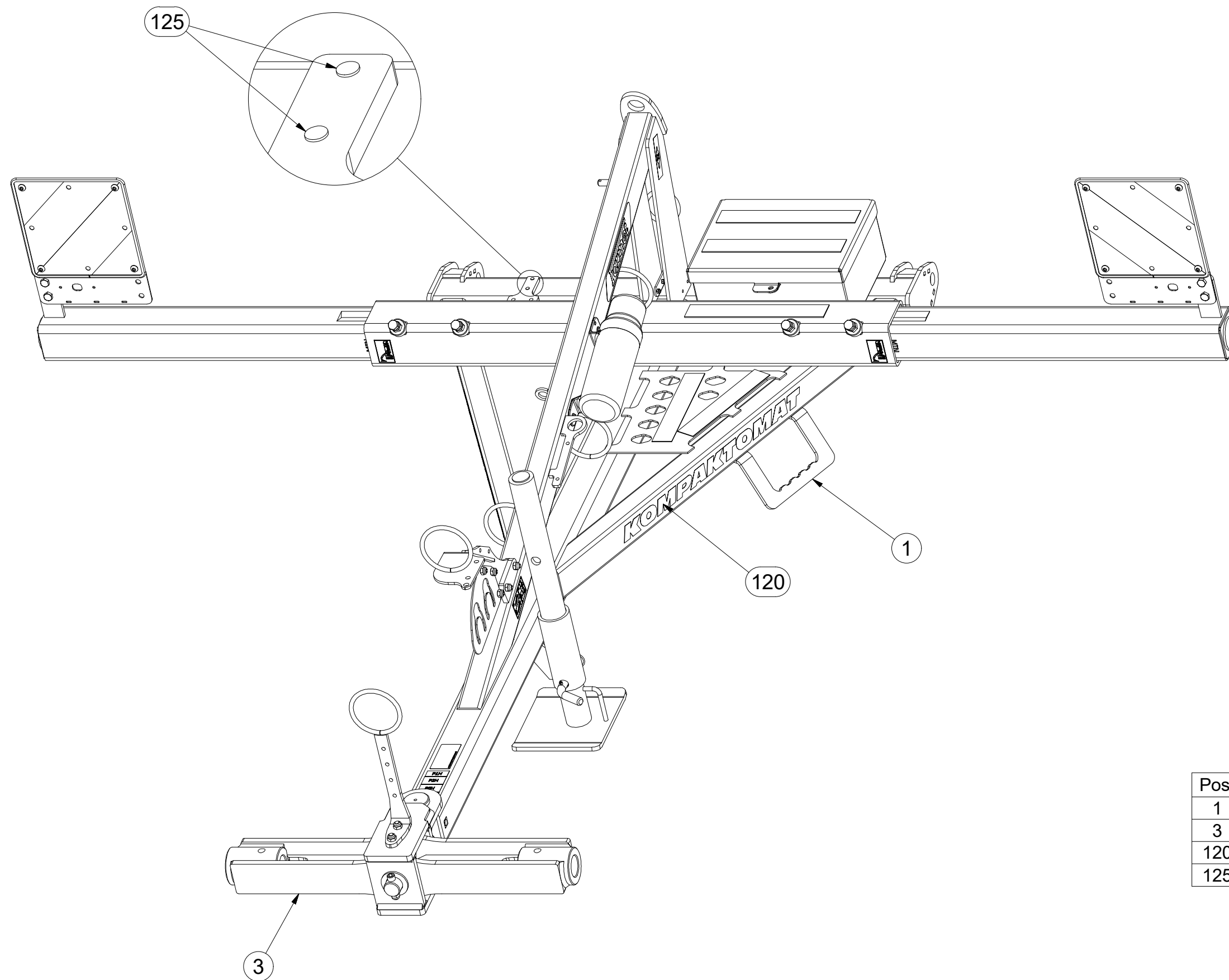
Ⓖ GB TOW BAR T3

Ⓡ RU ДЫШЛО T3

Ⓟ PL DYSZEL T3



3012414



Pos.	Part Number	Pcs.
1	2001206	1
3	3003787	1
120	m18866	1
125	m11099	2

Ⓒ CZ OJ T3

Ⓓ DEICHSEL T3

Ⓕ TIMON T3

Ⓖ GB TOW BAR T3

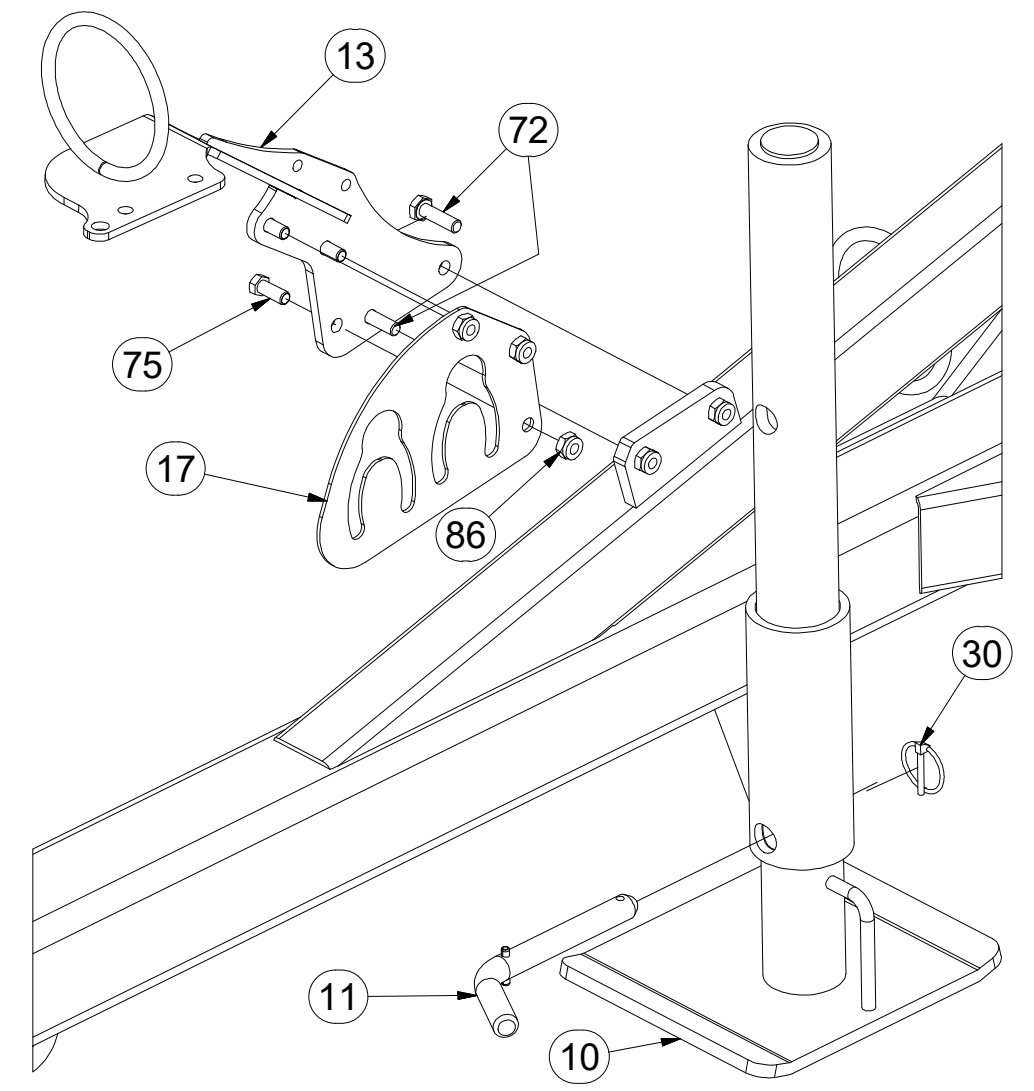
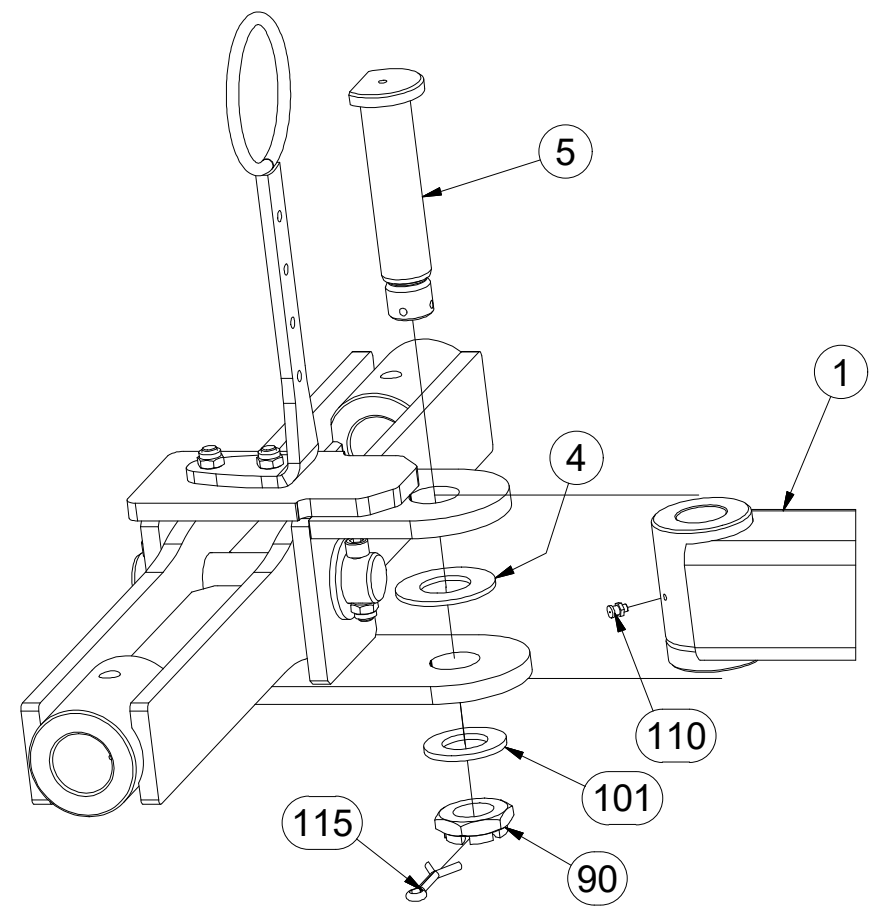
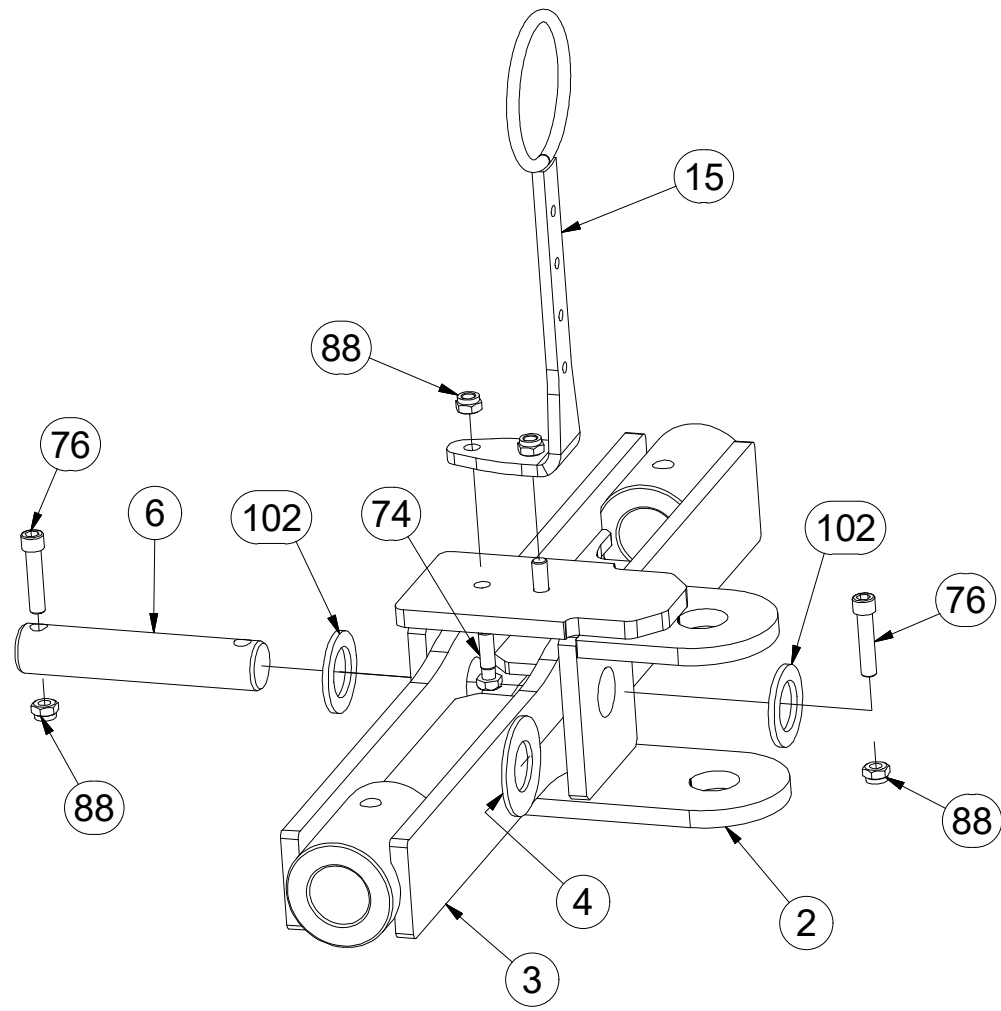
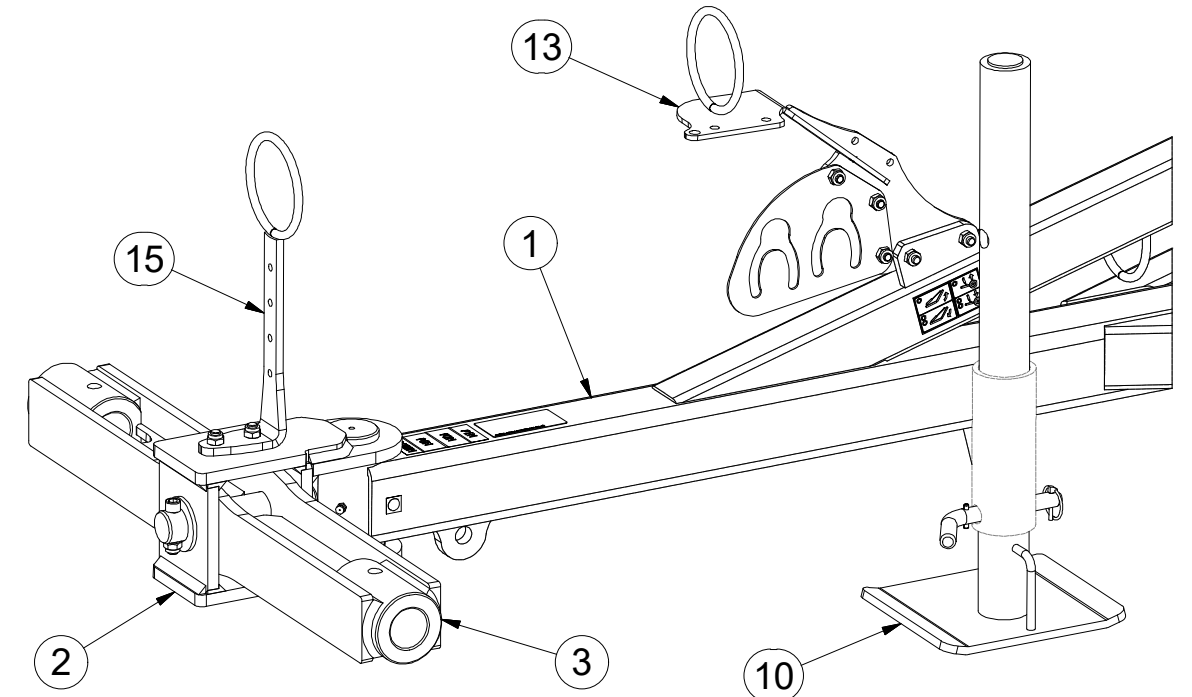
Ⓡ RU ДЫШЛО T3

Ⓟ PL DYSZEL T3



3012414

Pos.	Part Number	Pcs.	Pos.	Part Number	Pcs.
1	2001206	1	72	m04613	2
2	3009637	1	74	m03926	2
3	3003787	1	75	m03681	3
4	4003744	2	76	m14008	2
5	4008049	1	86	m03775	5
6	4014570	1	88	m04301	8
10	8000647-40207	1	89	m01306	4
11	4012205	1	90	m02533	1
13	3012460	1	101	m03866	1
15	4019191	1	102	4013139	2
17	4008679	1	110	m10451	1
30	m10454	1	115	m03959	1



Ⓒ CZ OJ T3

Ⓓ DEICHSEL T3

Ⓕ TIMON T3

Ⓖ GB TOW BAR T3

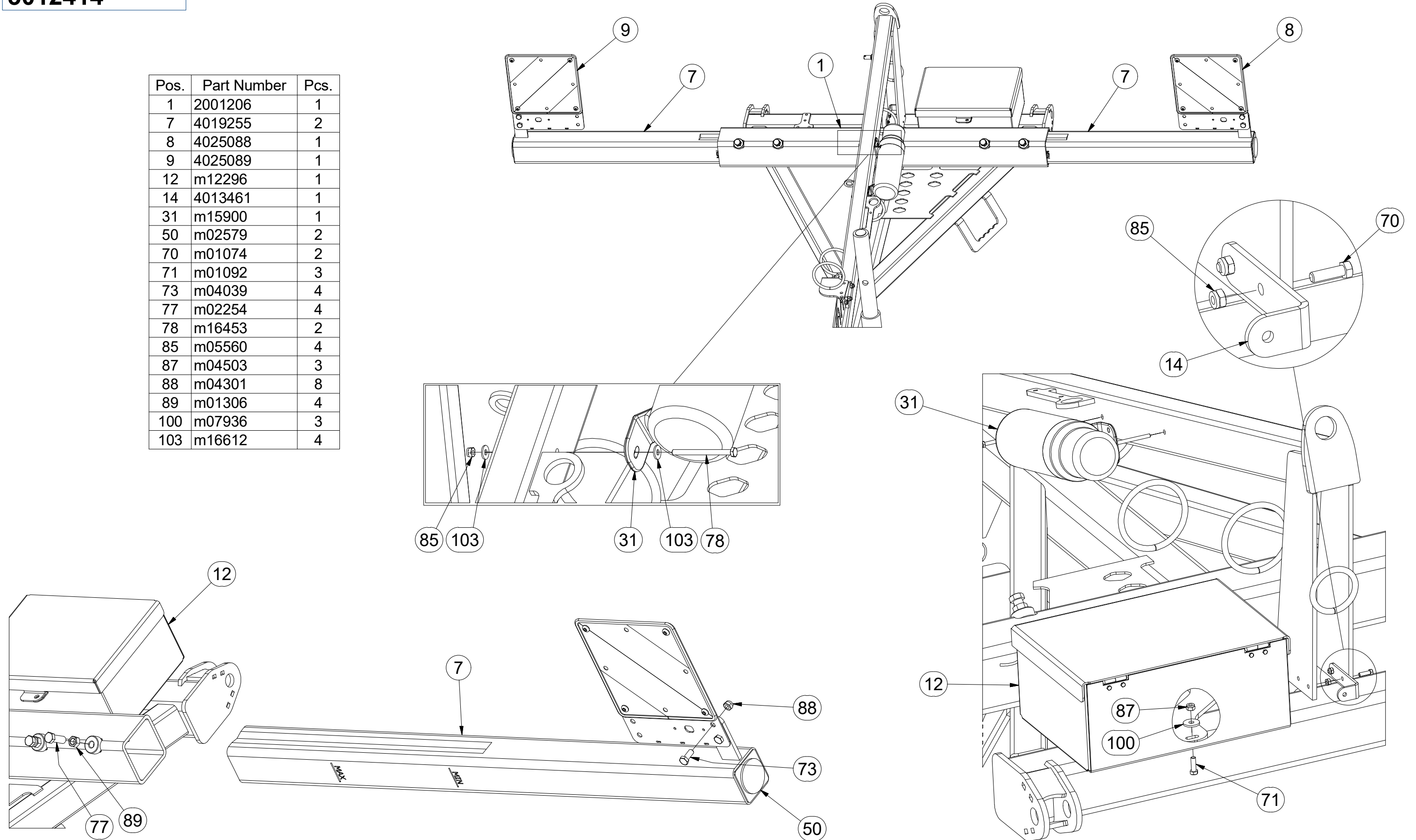
Ⓡ RU ДЫШЛО T3

Ⓟ PL DYSZEL T3



3012414

Pos.	Part Number	Pcs.
1	2001206	1
7	4019255	2
8	4025088	1
9	4025089	1
12	m12296	1
14	4013461	1
31	m15900	1
50	m02579	2
70	m01074	2
71	m01092	3
73	m04039	4
77	m02254	4
78	m16453	2
85	m05560	4
87	m04503	3
88	m04301	8
89	m01306	4
100	m07936	3
103	m16612	4



Ⓒ SAMOLEPKY STROJE

Ⓓ AUFKLEBER MASCHINEN

Ⓕ VOITURE MACHINES

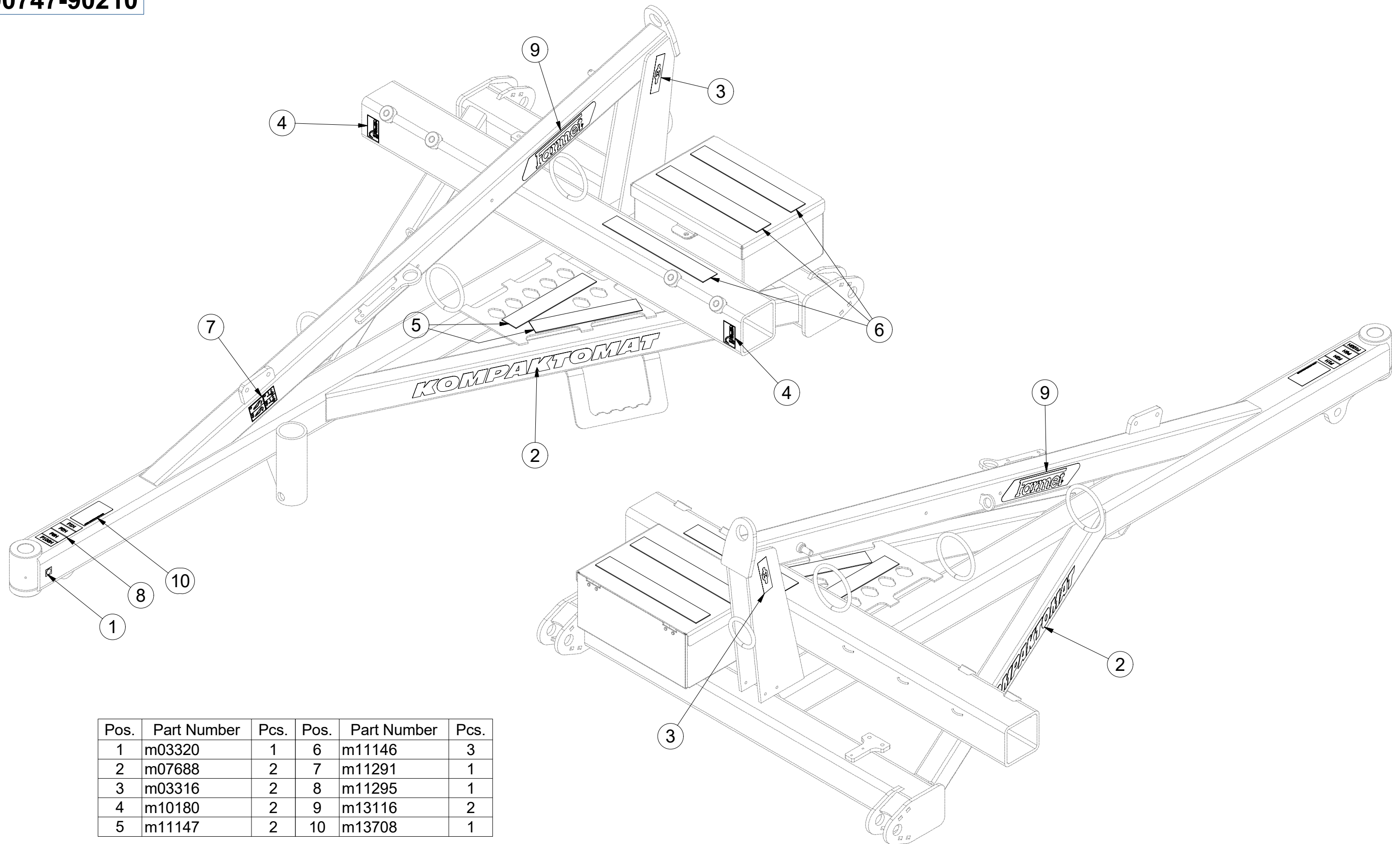
Ⓖ STICKERS MACHINES

Ⓡ СТИКЕРЫ МАШИНЫ

Ⓟ NAKLEJKI MASZYNY



8000747-90210



Pos.	Part Number	Pcs.	Pos.	Part Number	Pcs.
1	m03320	1	6	m11146	3
2	m07688	2	7	m11291	1
3	m03316	2	8	m11295	1
4	m10180	2	9	m13116	2
5	m11147	2	10	m13708	1

☞ SADA ČEPŮ TBZ 3

☞ BOLZENSATZ TBZ 3

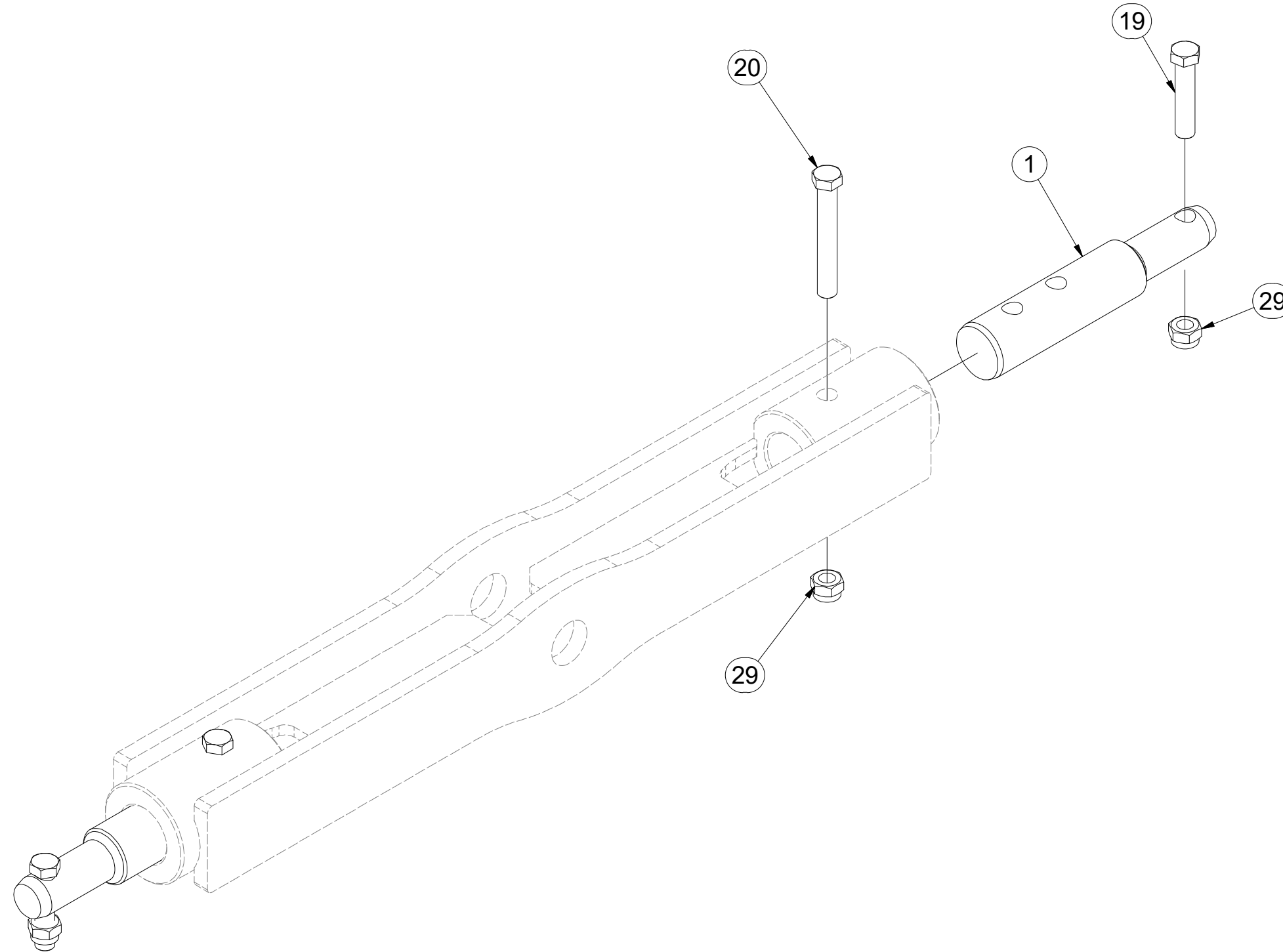
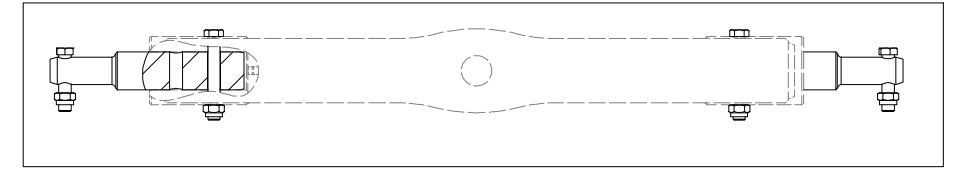
☞ KIT D'EMBOUITS TBZ 3

3011605

☞ SET OF TBZ 3 PINS

☞ КОМПЛЕКТ ПАЛЬЦЕВ TBZ 3

☞ ZESTAW CZOPÓW TBZ 3



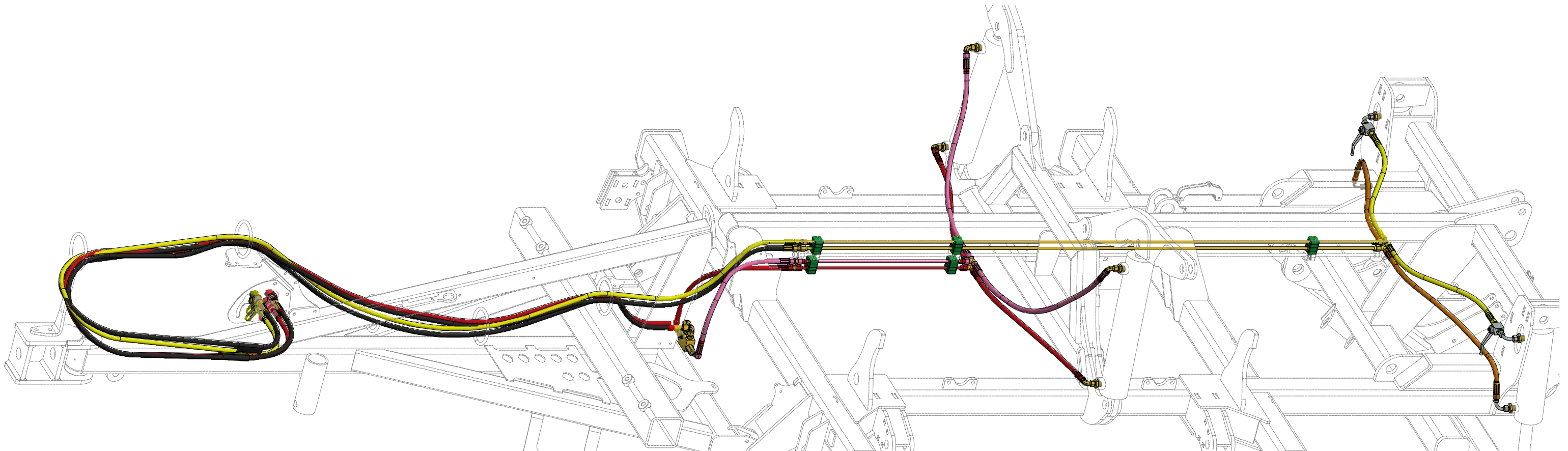
Pos.	Part Number	Pcs.
1	4023528	2
19	m01133	2
20	m02970	2
29	m03683	4

ⒸZ HYDRAULIKA STROJE
Ⓓ HYDRAULIK DER MASCHINE
Ⓕ F HYDRAULIQUE DE LA MACHINE

ⒸGB MACHINE HYDRAULICS
ⒸRU ГИДРАВЛИКА МАШИНЫ
ⒸPL HYDRAULIKA MASZYN



3011328



Pos.	Part Number	Pcs.
1	m17907	1

ⒸZ HYDRAULICKÝ ROZVOD SKLÁPĚNÍ

Ⓓ HYDRAULISCHE VERTEILUNG KLAPPMECHANISMUS

Ⓕ CONDUIT HYDRAULIQUE DU BASCULEMENT

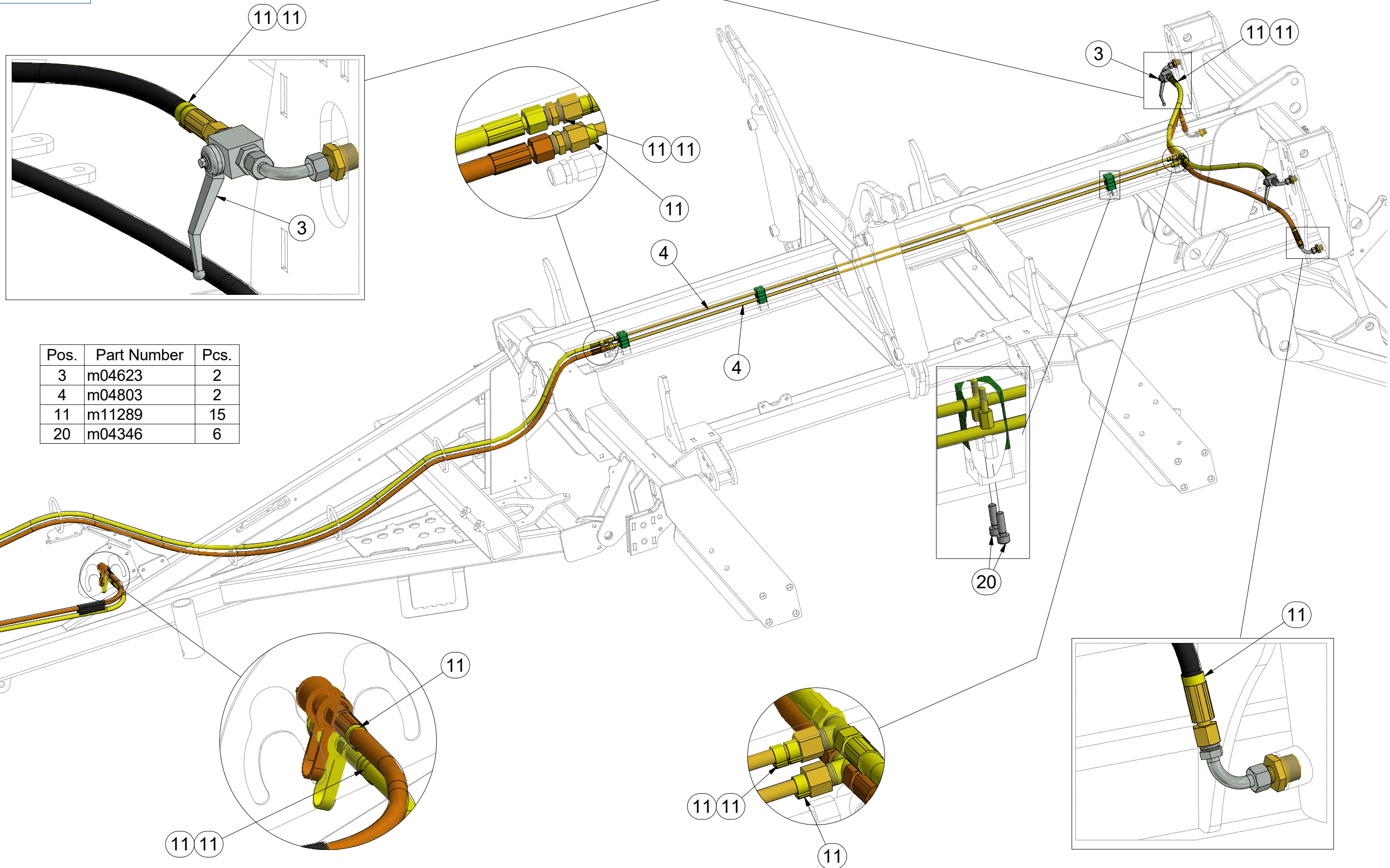
ⒸB HYDRAULIC FOLDING DISTRIBUTION

ⒸU ГИДРАВЛИЧЕСКОЕ РАСПРЕДЕЛЕНИЕ СКЛАДЫВАНИЯ

ⒸL HYDRAULICZNY PRZEWÓD SKŁADANIA



3011328



Pos.	Part Number	Pcs.
3	m04623	2
4	m04803	2
11	m11289	15
20	m04346	6

ⒸZ HYDRAULICKÝ ROZVOD SKLÁPĚNÍ

Ⓓ HYDRAULISCHE VERTEILUNG KLAPPMECHANISMUS

Ⓕ CONDUIT HYDRAULIQUE DU BASCULEMENT

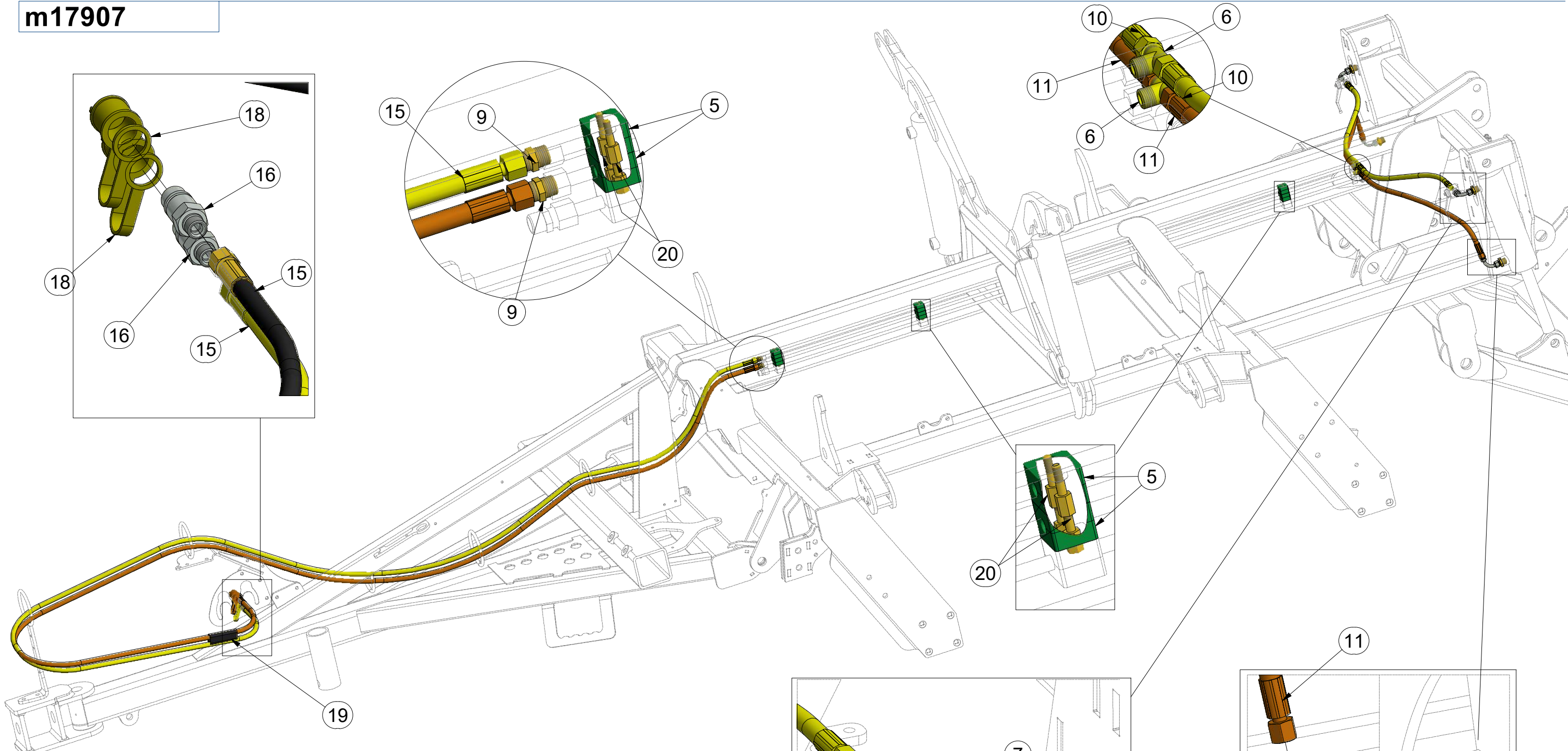
ⒼB HYDRAULIC FOLDING DISTRIBUTION

Ⓔ RU ГИДРАВЛИЧЕСКОЕ РАСПРЕДЕЛЕНИЕ СКЛАДЫВАНИЯ

ⒼL HYDRAULICZNY PRZEWÓD SKŁADANIA

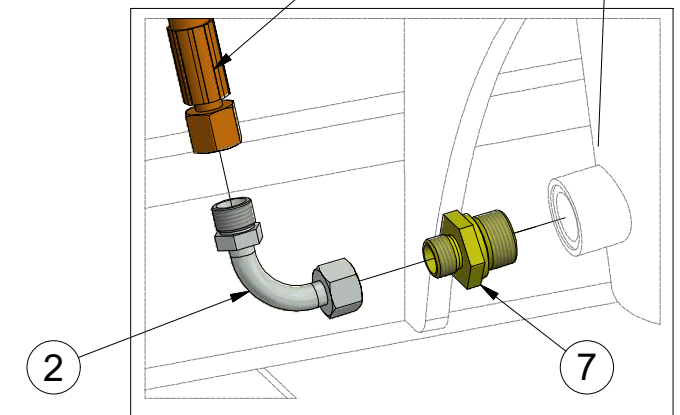
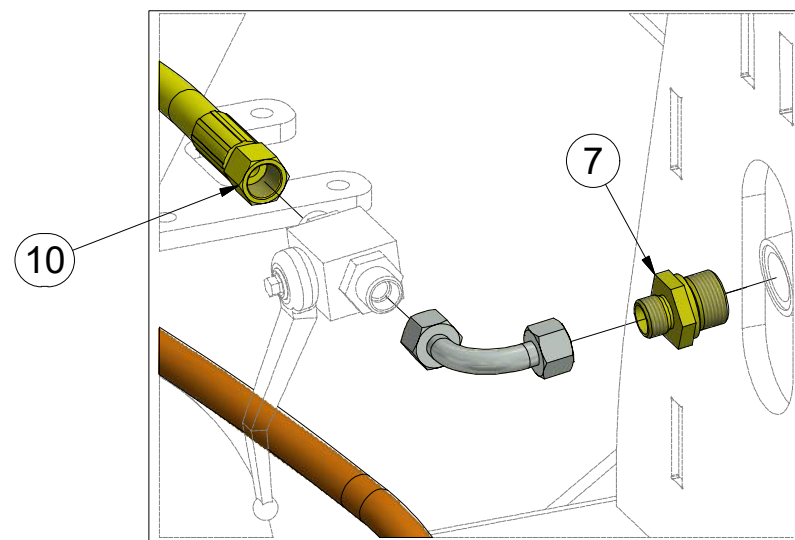


m17907



Pos.	Part Number	Pcs.	Pos.	Part Number	Pcs.
2	m04024	2	11	m04033	2
5	m04009	10	15	m09431	2
6	m03889	4	16	m03849	4
7	m09934	8	18	m04023	2
8	m04621	2	19	m11183	2
9	m03213	4	20	m04021	14
10	m03713	4			

HYDRAULIC COMPONENTS:
M16 x 1,5 - 60Nm
M22 x 1,5 - 140Nm
G 3/8 - 95 Nm



ⒸZ HYDRAULICKÝ ROZVOD NÁPRAVY

Ⓓ HYDRAULISCHE VERTEILUNG ACHSE

Ⓕ CONDUIT HYDRAULIQUE DE L'ESSIEU

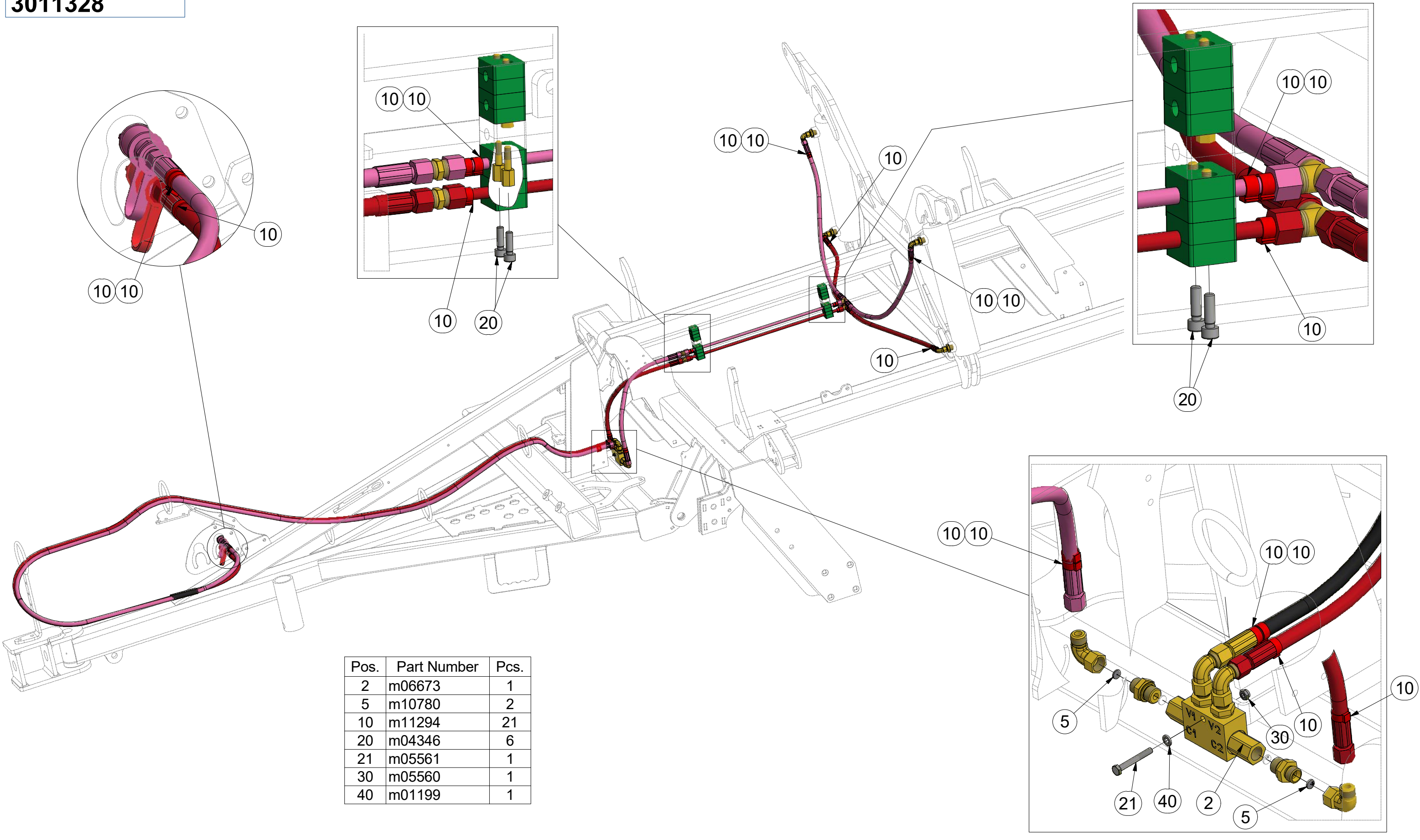
ⒸB HYDRAULIC AXLE DISTRIBUTION

ⒸU ГИДРАВЛИЧЕСКОЕ РАСПРЕДЕЛЕНИЕ ОСИ

ⒸL HYDRAULICZNY PRZEWÓD OSI



3011328



Pos.	Part Number	Pcs.
2	m06673	1
5	m10780	2
10	m11294	21
20	m04346	6
21	m05561	1
30	m05560	1
40	m01199	1

ⒸZ HYDRAULICKÝ ROZVOD NÁPRAVY

Ⓓ HYDRAULISCHE VERTEILUNG ACHSE

Ⓕ CONDUIT HYDRAULIQUE DE L'ESSIEU

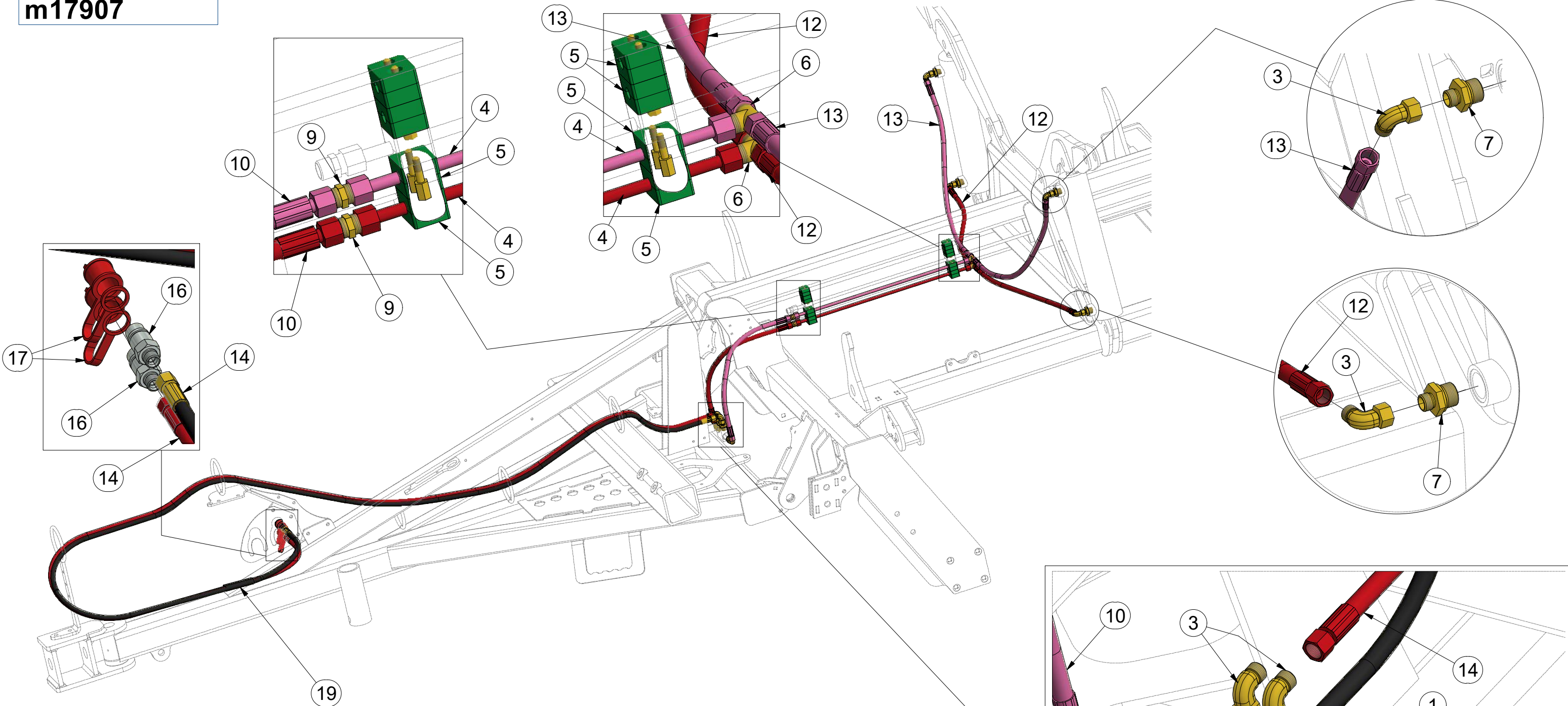
ⒸB HYDRAULIC AXLE DISTRIBUTION

ⒸU ГИДРАВЛИЧЕСКОЕ РАСПРЕДЕЛЕНИЕ ОСИ

ⒸL HYDRAULICZNY PRZEWÓD OSI

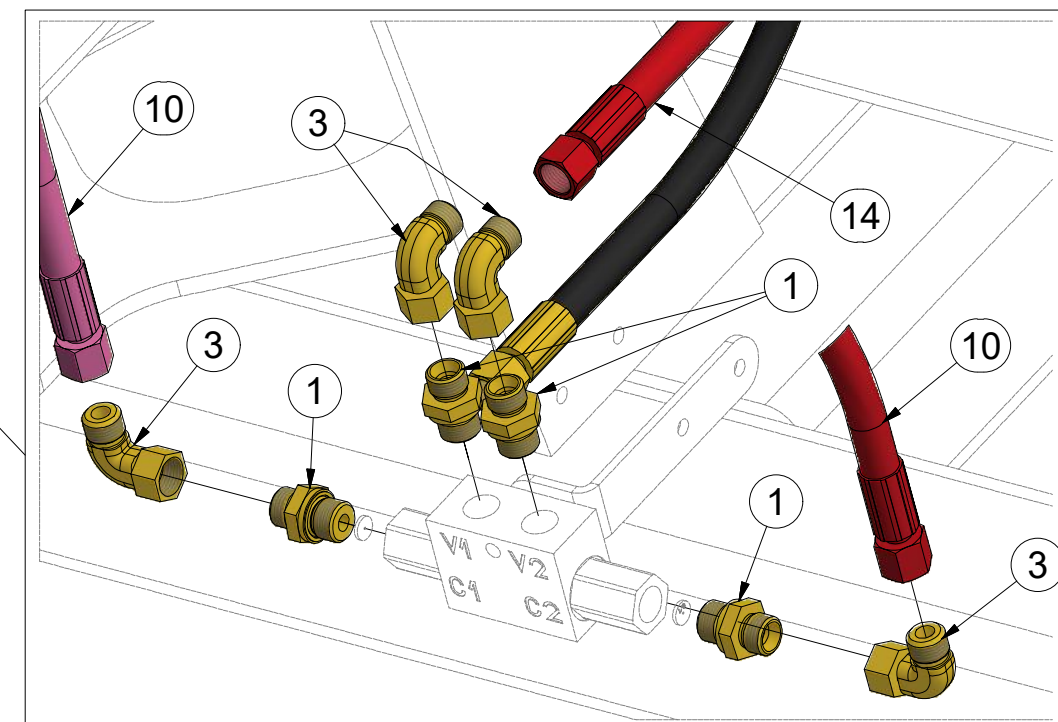


m17907



Pos.	Part Number	Pcs.	Pos.	Part Number	Pcs.
1	m06528	4	10	m03713	4
3	m06803	8	12	m07909	2
4	m03975	2	13	m07646	2
5	m04009	10	14	m04087	2
6	m03889	4	16	m03849	4
7	m09934	8	17	m04022	2
9	m03213	4	19	m11183	2

HYDRAULIC COMPONENTS:
M16 x 1,5 - 60Nm
M22 x 1,5 - 140Nm
G 3/8 - 95 Nm



Ⓒ CZ TERČ PŘEDNÍ LEVÝ

Ⓓ D SCHILD, VORDERES, LINKES

Ⓕ F CIBLE AVANT GAUCHE

Ⓖ GB LEFT FRONT DISC

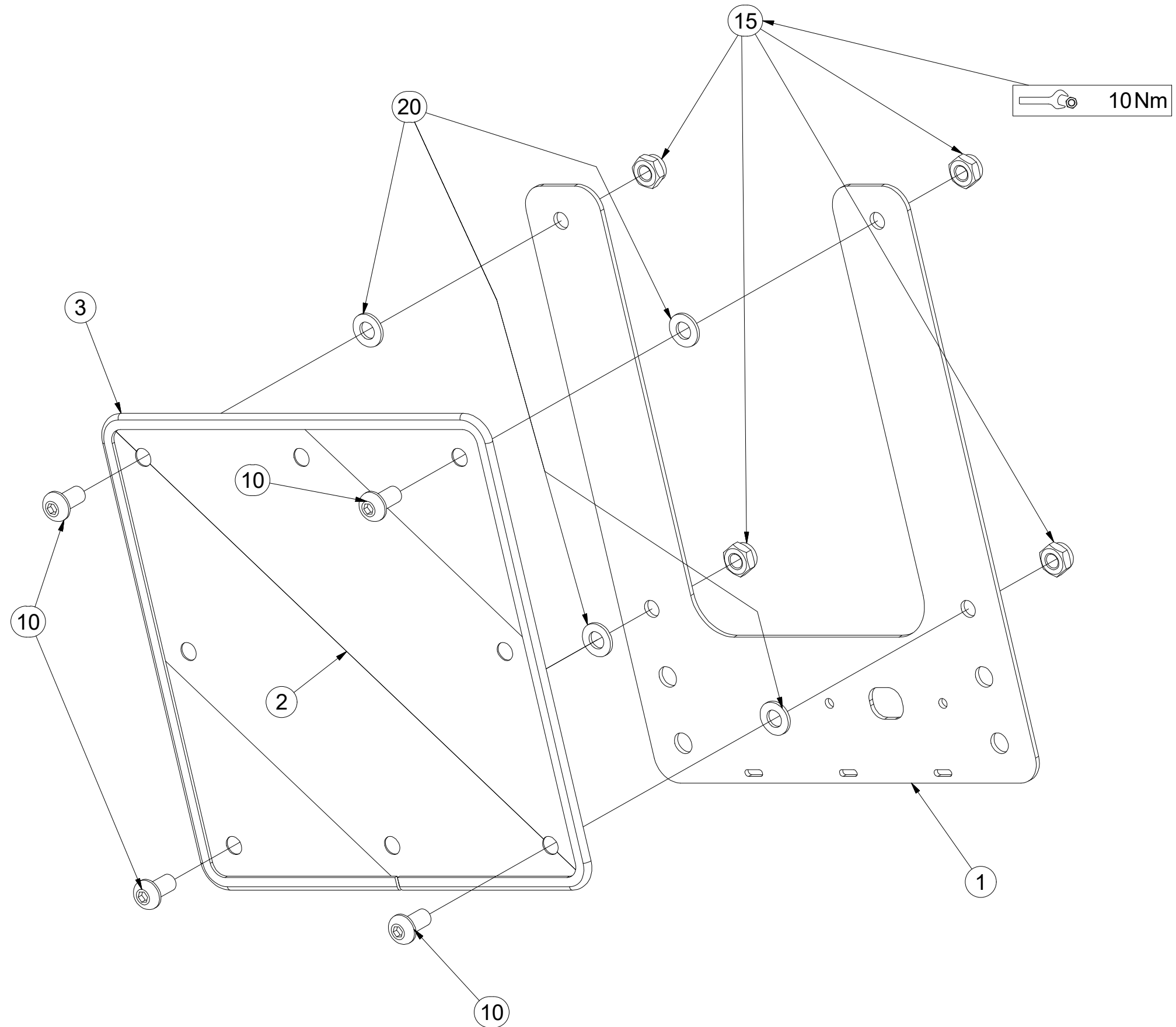
Ⓡ RU ЩИТОК ПЕРЕДНИЙ ЛЕВЫЙ

Ⓟ PL TARCZA PRZEDNIA LEWA



4025088

Pos.	Part Number	Pcs.
1	4025090	1
2	m18855	1
3	9005707	1
10	m16637	4
15	m03775	4
20	m01209	4



Ⓒ CZ TERČ PŘEDNÍ PRAVÝ

Ⓓ D SCHILD, VORDERES, RECHTES

Ⓕ F CIBLE AVANT DROITE

Ⓖ GB RIGHT FRONT DISC

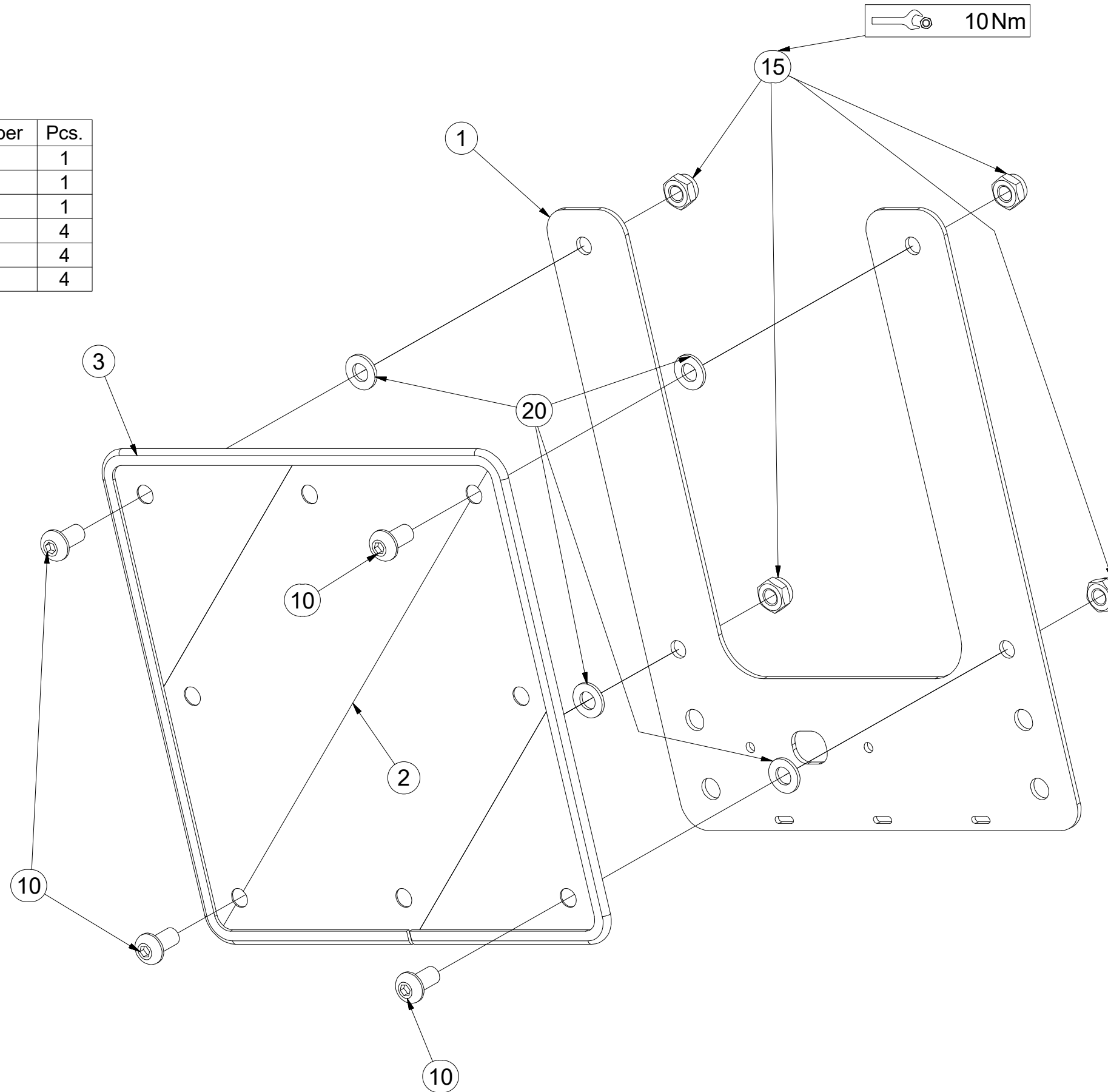
Ⓐ RU ЩИТОК ПЕРЕДНИЙ ПРАВЫЙ

Ⓟ PL TARCZA PRZEDNIA PRAWA



4025089

Pos.	Part Number	Pcs.
1	4025090	1
2	m18855	1
3	9005707	1
10	m16637	4
15	m03775	4
20	m01209	4



Ⓒ SADA KYPŘIČŮ STOP

Ⓓ SPURENLOCKERERSATZ

Ⓕ KIT DE CULTIVATEURS DE TRACES

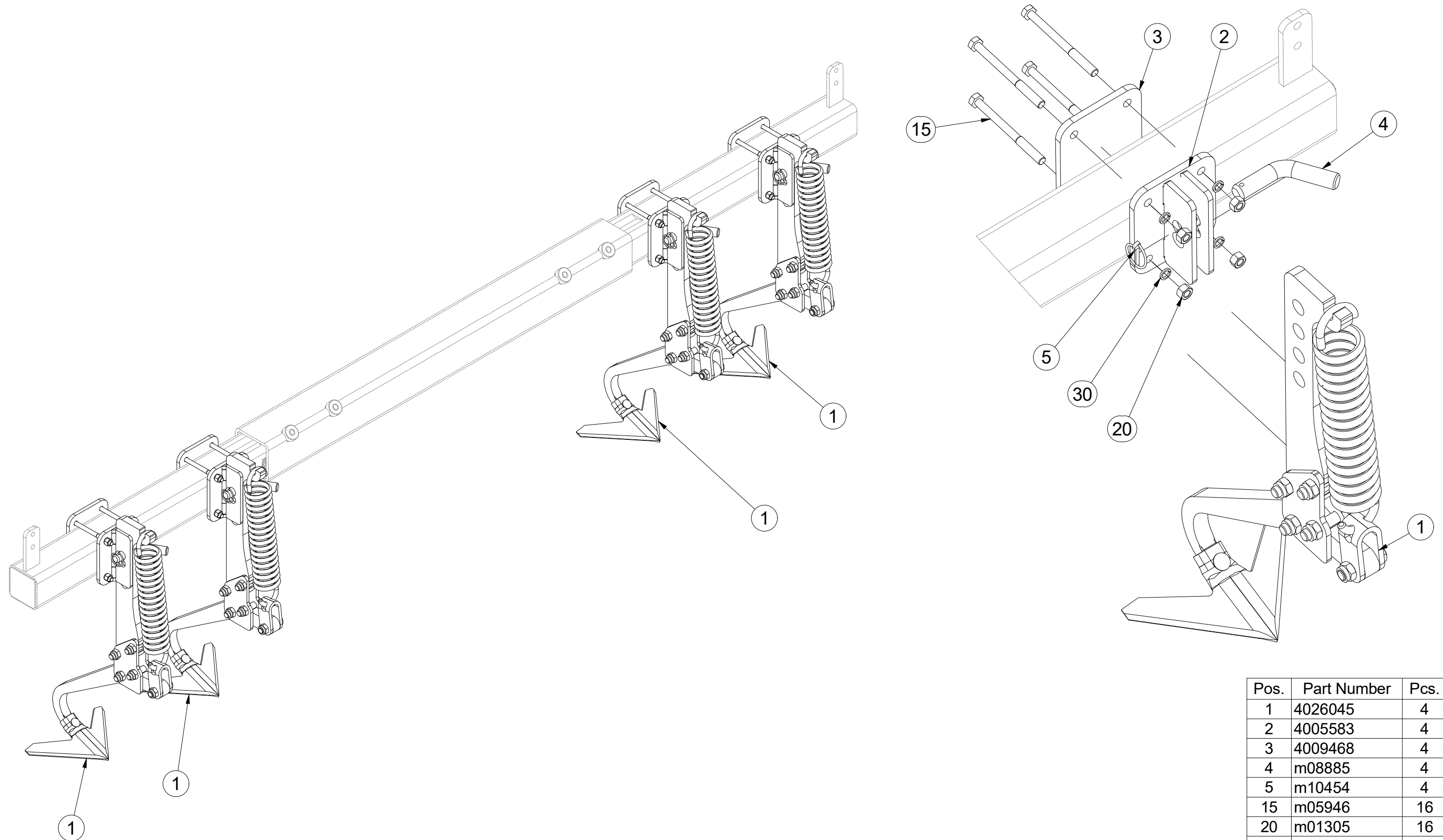
3005535

Ⓖ SET OF TRACK CULTIVATORS

Ⓡ КОМПЛЕКТ РЫХЛИТЕЛЕЙ КОЛЕИ

Ⓟ ZESTAW SPULCHNIACZY ŚLADÓW

Farmet



Pos.	Part Number	Pcs.
1	4026045	4
2	4005583	4
3	4009468	4
4	m08885	4
5	m10454	4
15	m05946	16
20	m01305	16
30	m03988	16

Ⓒ KYPŘIČ STOP

Ⓓ SPURENLOCKERER

Ⓕ CULTIVATEUR DES TRACES

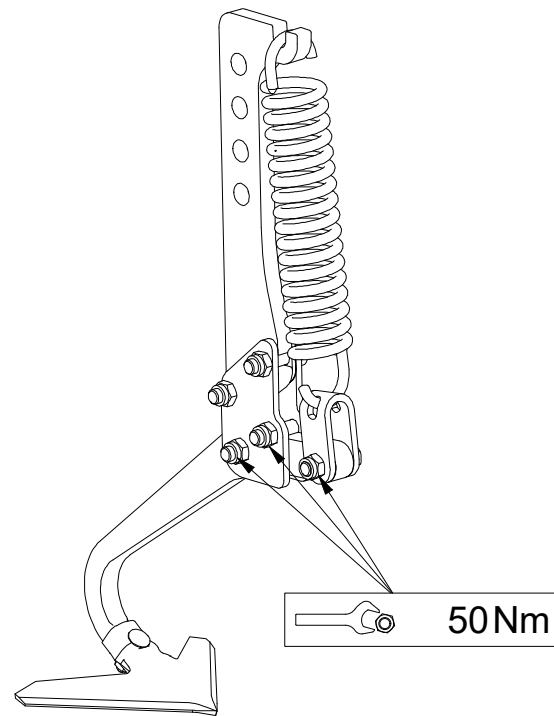
Ⓖ TRACK CULTIVATOR

Ⓡ РЫХЛИТЕЛЬ КОЛЕИ

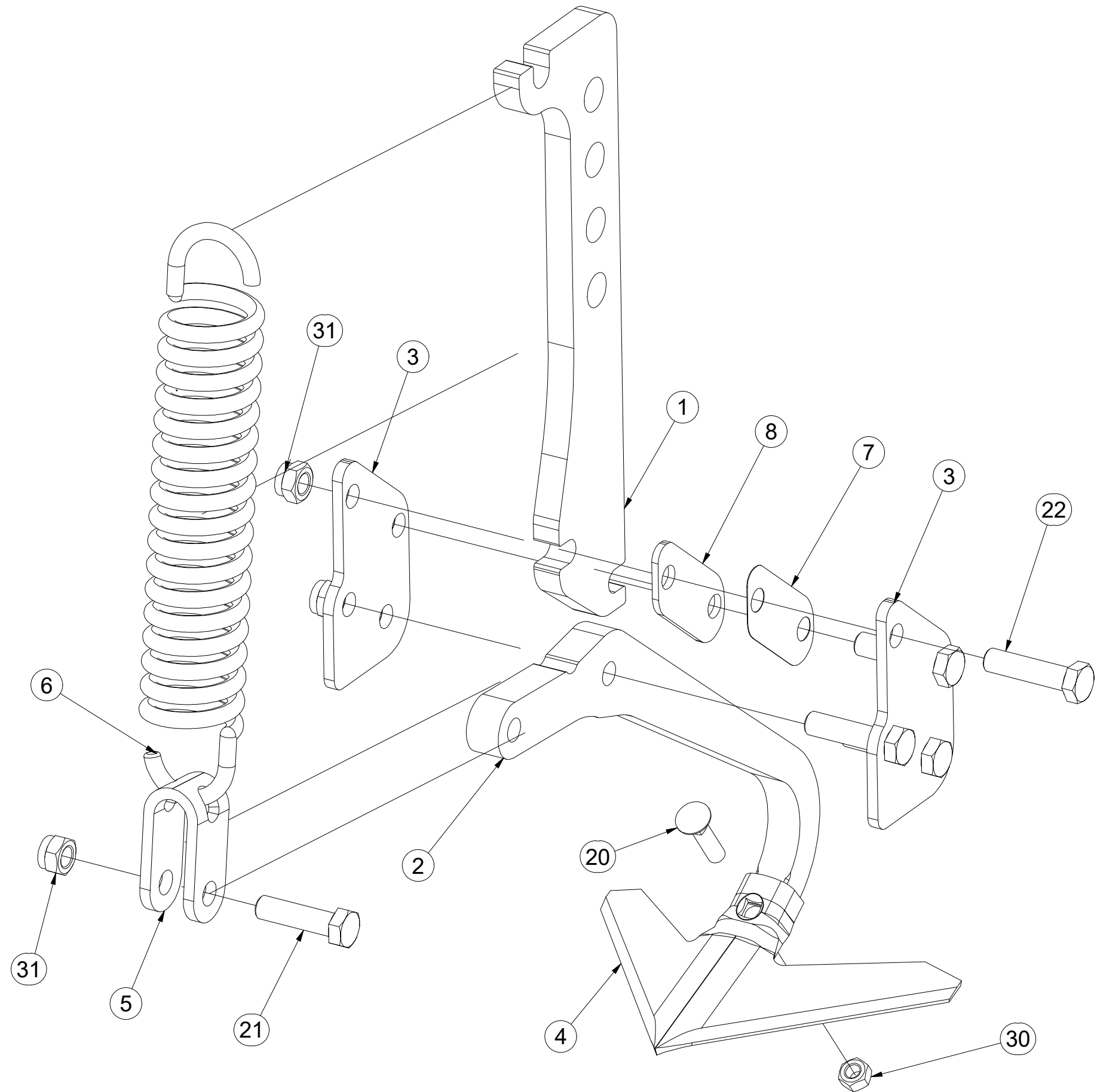
Ⓟ SPULCHNIARKA STÓP



4026045



Pos.	Part Number	Pcs.
1	4017307	1
2	4025591	1
3	4005582	2
4	3000236-KOO	1
5	4005445	1
6	m02597	1
7	4005591	1
8	4026202	1
20	m10440	1
21	m00619	1
22	m06587	4
30	m10439	1
31	m03683	5



ⒸZ SADA PŘEDNÍCH SMYKŮ

Ⓓ SATZ VORDERE ACKERSCHLEPPEN

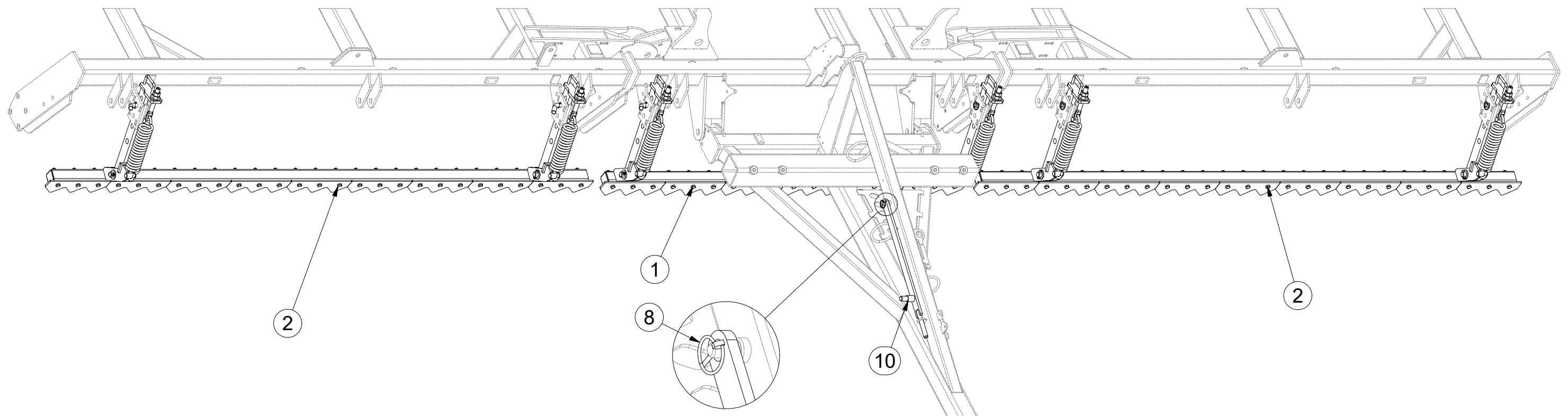
Ⓕ KIT DE NIVELEURS AVANT

3006127

ⒸGB SET OF FRONT LEVELLING BARS

ⒸRU КОМПЛЕКТ ПЕРЕДНИХ БОРОН

ⒸPL ZESTAW PRZEDNICH WŁÓK



Pos.	Part Number	Pcs.
1	3010749	1
2	3011398	2
8	m10454	7
10	4006829	1

Ⓒ SADA PŘEDNÍCH SMYKŮ

Ⓓ SATZ VORDERE ACKERSCHLEPPEN

Ⓕ KIT DE NIVELEURS AVANT

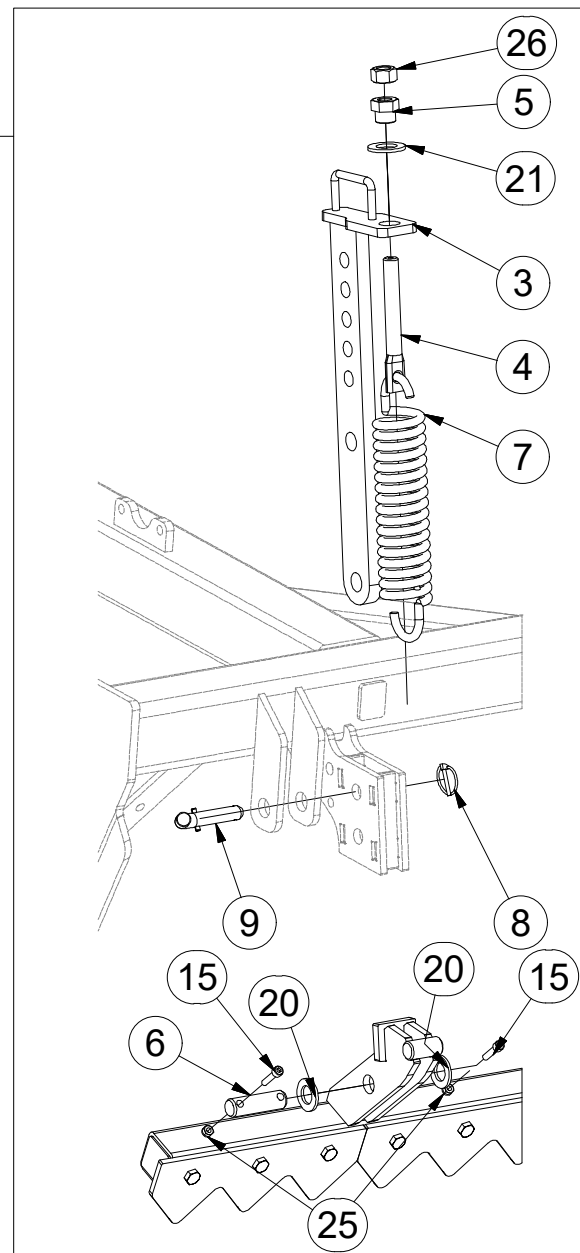
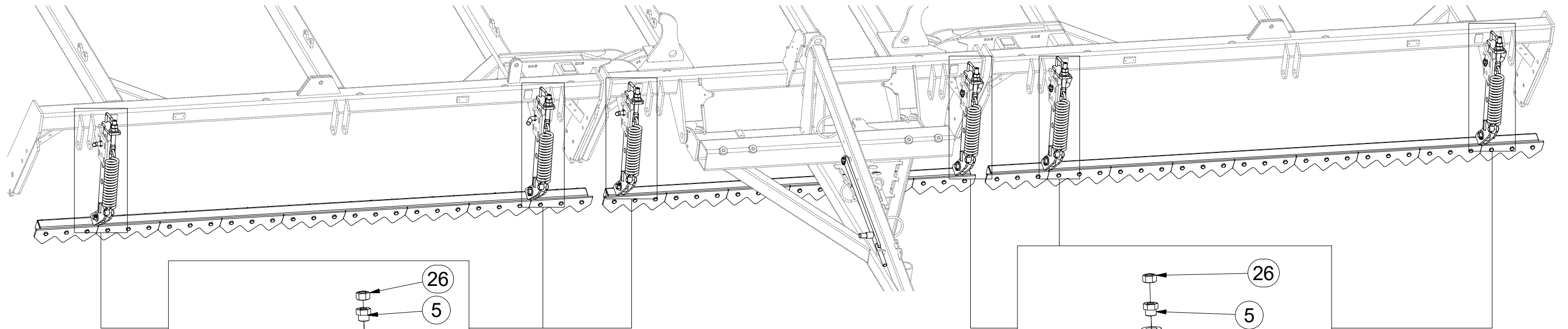
Ⓖ SET OF FRONT LEVELLING BARS

Ⓡ КОМПЛЕКТ ПЕРЕДНИХ БОРОН

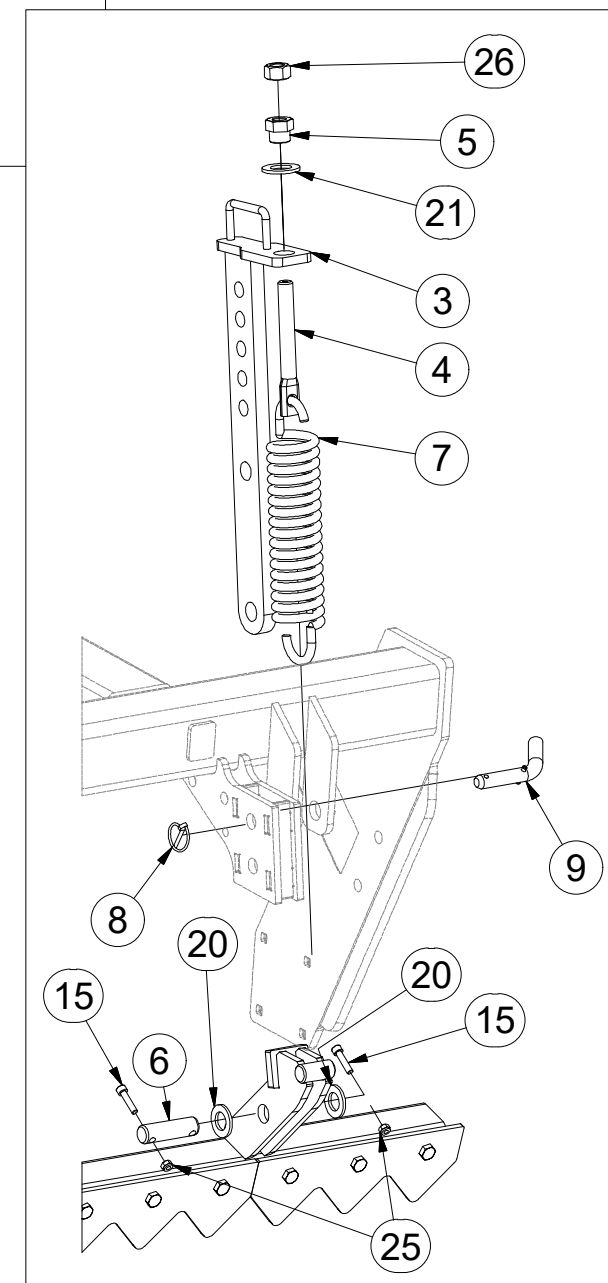
Ⓟ ZESTAW PRZEDNICH WŁÓK

Farmet

3006127



Pos.	Part Number	Pcs.
3	3008686	6
4	4003401	6
5	4000189	6
6	4010390	6
7	m02597	6
8	m10454	7
9	4012011	6
15	m09464	12
20	m14028	12
21	m01225	6
25	m04503	12
26	m01307	6



Ⓒ PŘEDNÍ SMYK

Ⓓ VORDERE ACKERSCHLEIFE

Ⓕ NIVELEUR AVANT

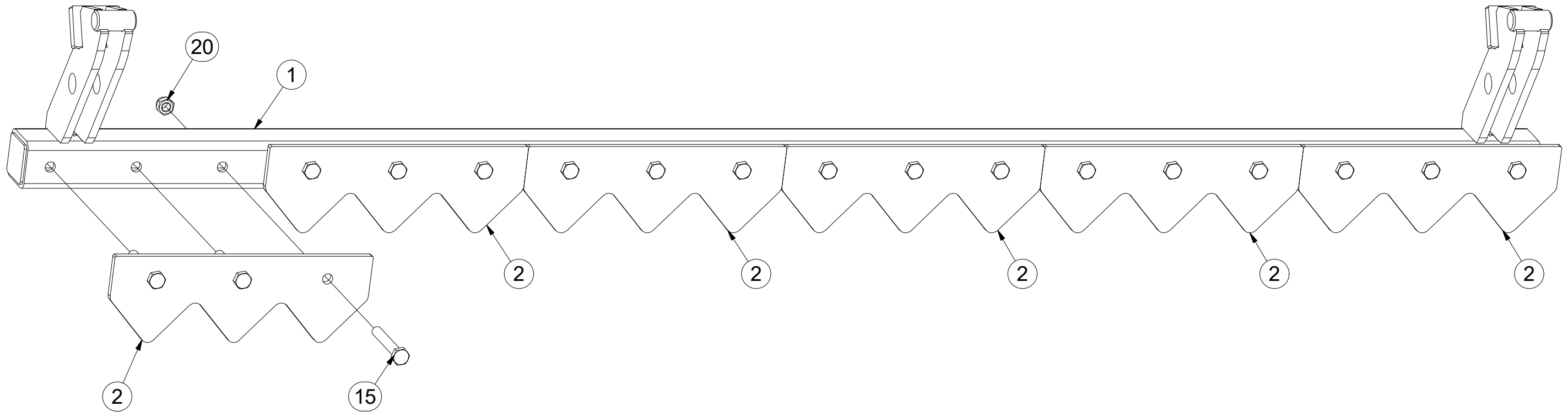
Ⓖ FRONT DRAG

Ⓡ ПЕРЕДНЯЯ БОРОНА

Ⓟ PRZEDNIA WŁÓKA

Farmet

3010749



Pos.	Part Number	Pcs.
1	3010748	1
2	4021741	6
15	m09437	18
20	m04301	18

Ⓒ PŘEDNÍ SMYK

Ⓓ VORDERE ACKERSCHLEIFE

Ⓕ NIVELEUR AVANT

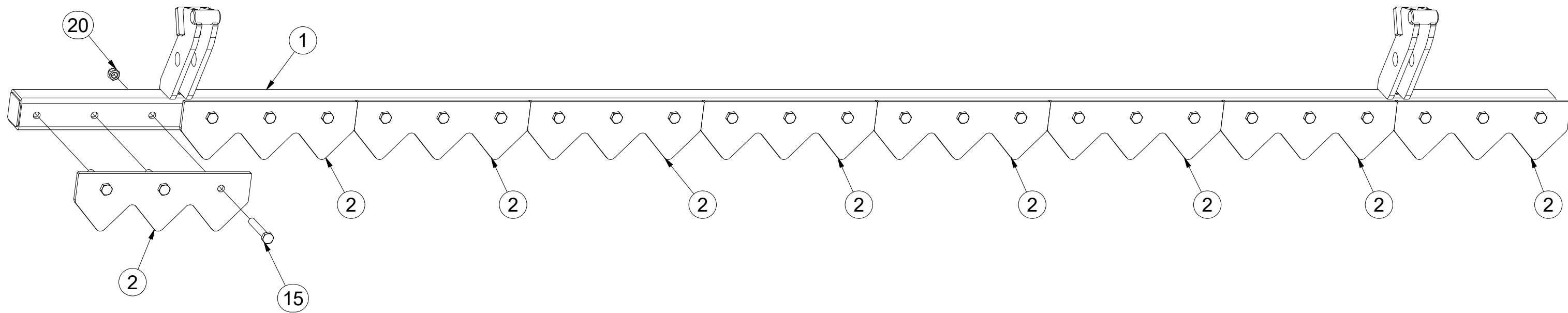
Ⓖ FRONT DRAG

Ⓡ ПЕРЕДНЯЯ БОРОНА

Ⓟ PRZEDNIA WŁÓKA

Farmet

3011398



Pos.	Part Number	Pcs.
1	3011399	1
2	4021741	9
15	m09437	27
20	m04301	27

ⒸZ SADA PŘEDNÍCH VÁLCŮ

Ⓓ SATZ VORDERE WALZEN

Ⓕ KIT DE ROULEAUX AVANT

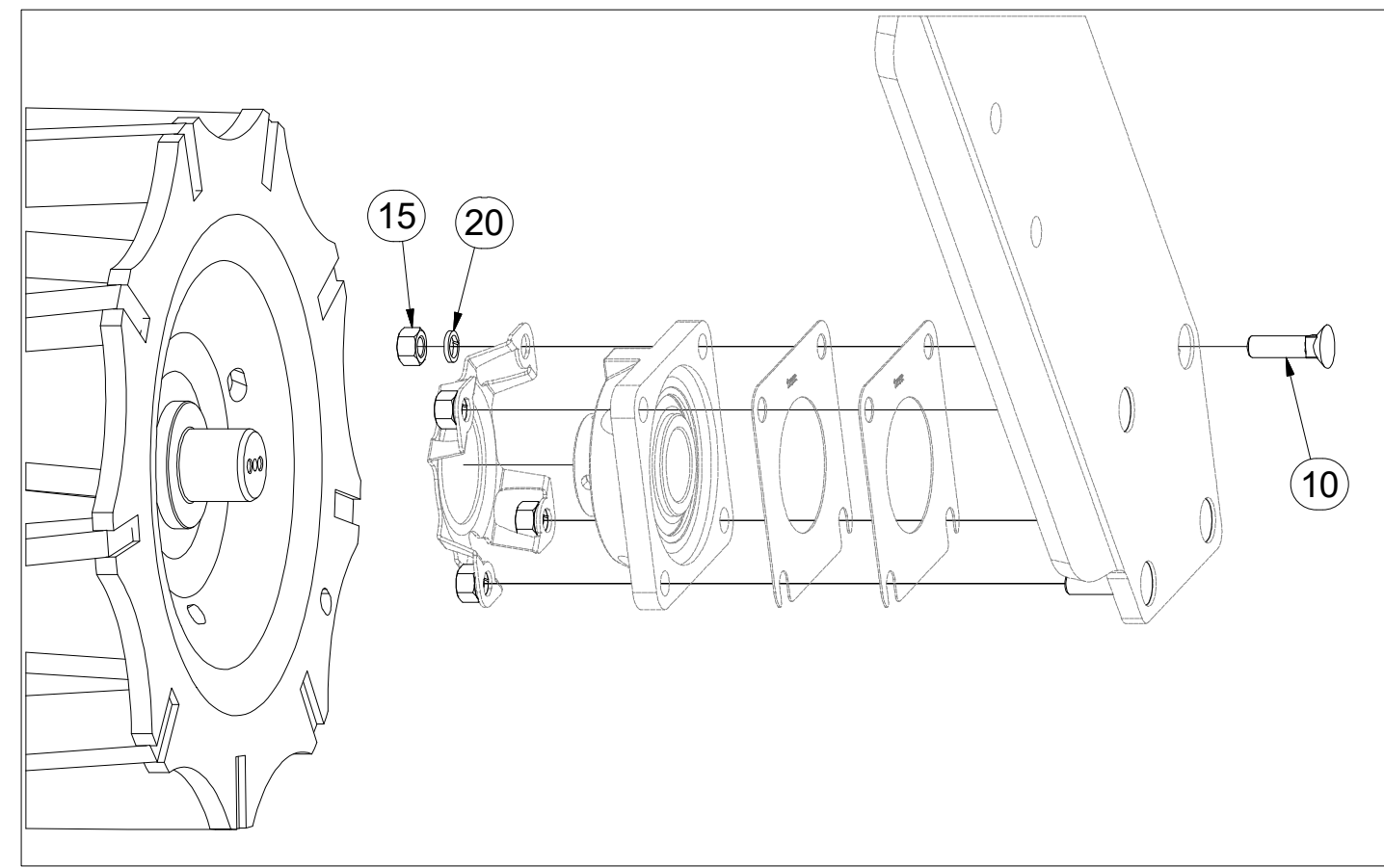
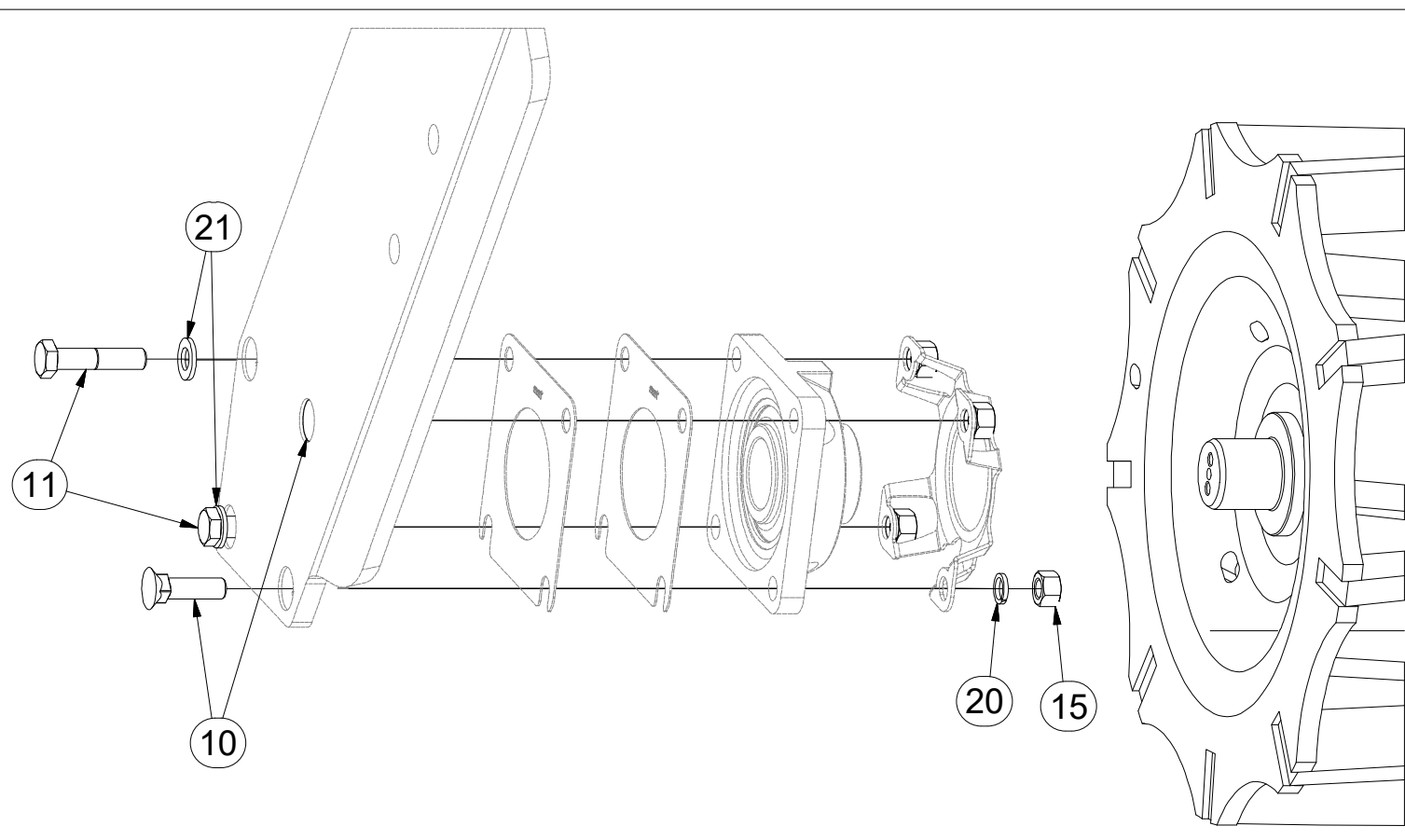
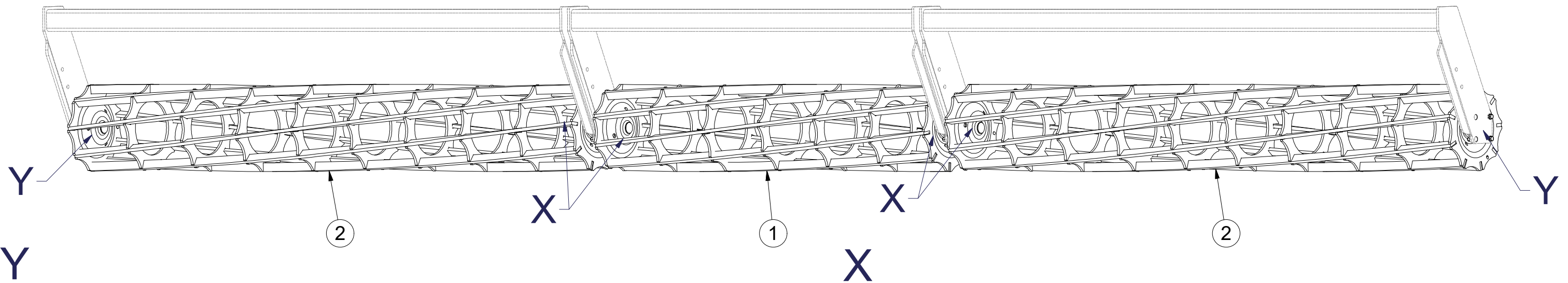
ⒼB SET OF FRONT ROLLERS

ⒶR КОМПЛЕКТ ПЕРЕДНИХ КАТКОВ

ⒶL ZESTAW PRZEDNICH WAŁÓW



3011904



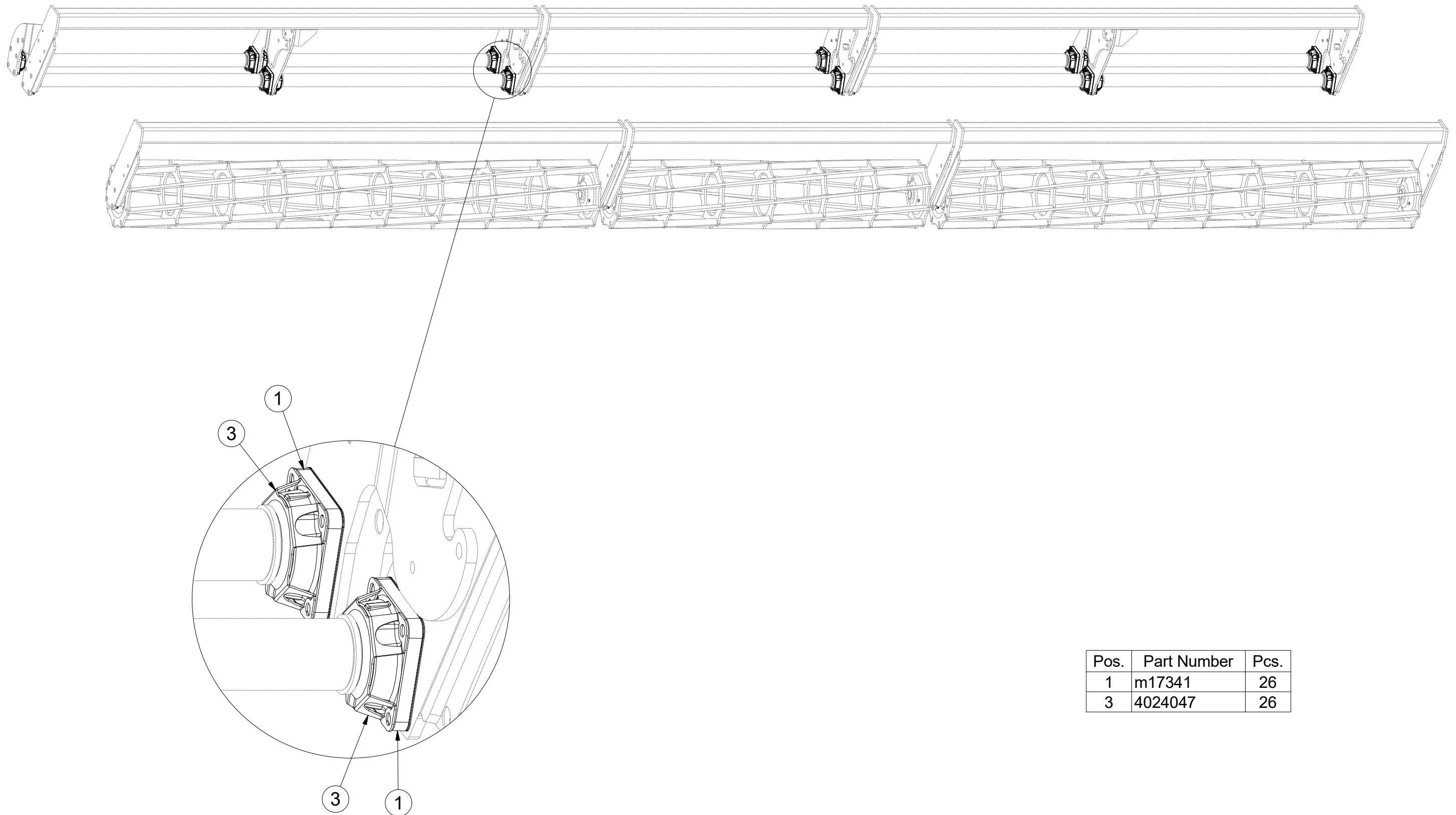
Pos.	Part Number	Pcs.	Pos.	Part Number	Pcs.
1	2000679	1	15	m01305	24
2	2001151	2	20	m03988	24
10	m03519	20	21	m17741	4
11	m04412	4			

Ⓒ SADA LOŽISEK
Ⓓ LAGERSATZ
Ⓕ KIT DE ROULEMENTS

Ⓖ SET OF BEARINGS
Ⓡ КОМПЛЕКТ ПОДШИПНИКОВ
Ⓢ ZESTAW ŁOŻYSK



3011892



Pos.	Part Number	Pcs.
1	m17341	26
3	4024047	26

ⒸZ SADA LOŽISEK

Ⓓ LAGERSATZ

Ⓕ KIT DE ROULEMENTS

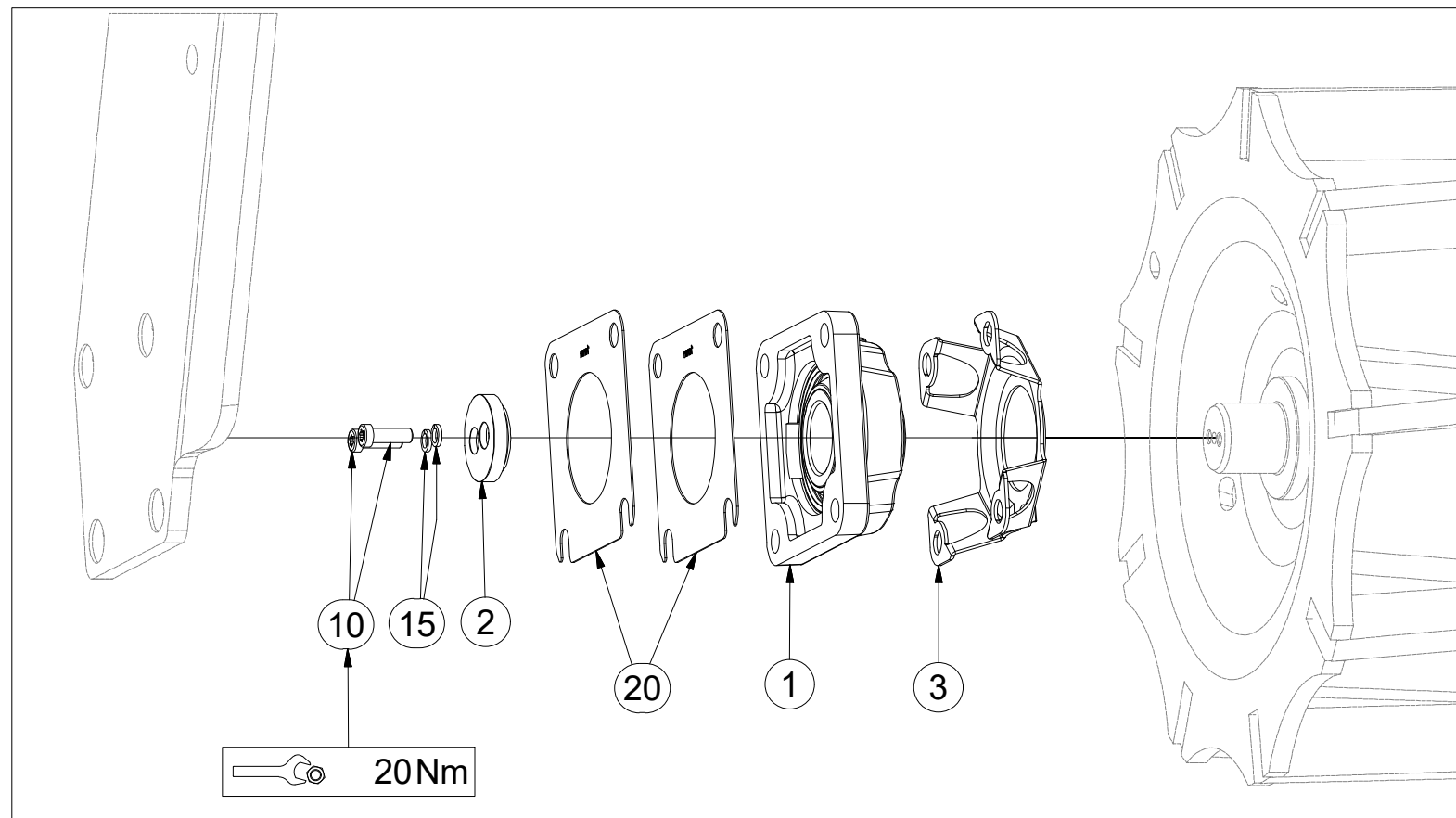
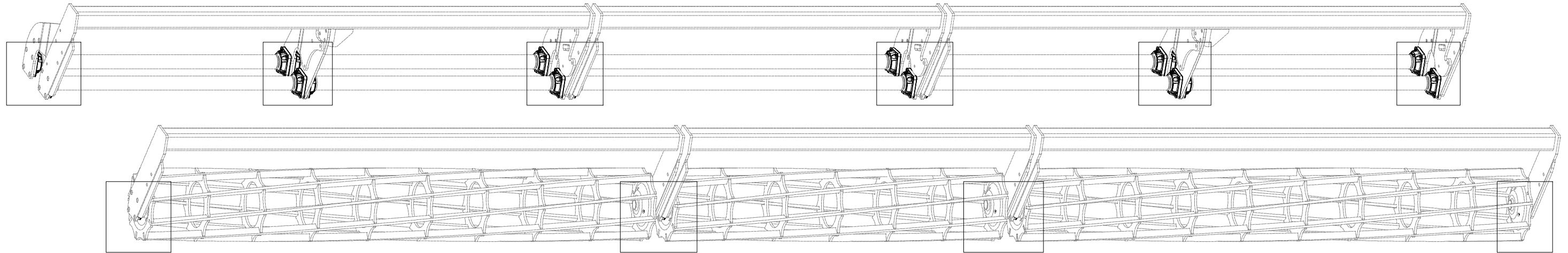
ⒼB SET OF BEARINGS

ⓇU КОМПЛЕКТ ПОДШИПНИКОВ

ⓅL ZESTAW ŁOŻYSK



3011892



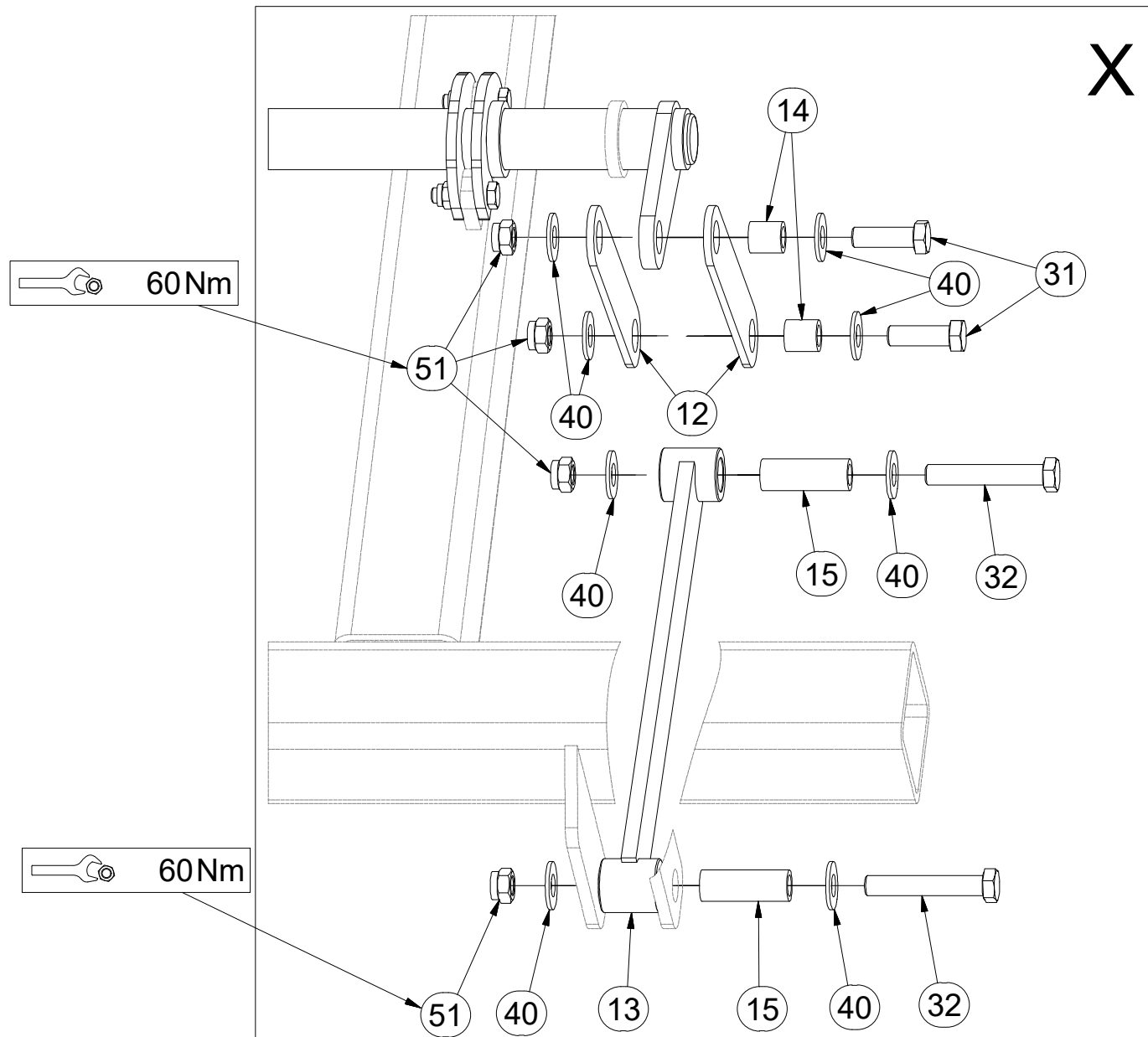
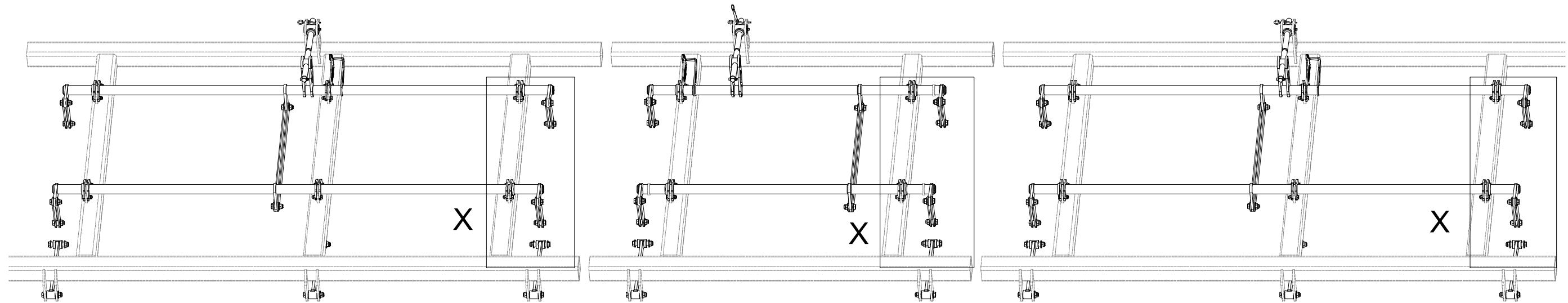
Pos.	Part Number	Pcs.
1	m17341	26
2	4024753	26
3	4024047	26
10	m18858	52
15	m01202	52
20	4016809	52

CZ SADA OVLÁDÁNÍ RADLIC
 D STEUERSATZ PFLUGSCHAREN
 F KIT DE COMMANDEDES SOCS

GB SET OF PLOUGHSHARE CONTROL
 RU КОМПЛЕКТ УПРАВЛЕНИЯ ЛАП
 PL ZESTAW STEROWANIA RADLICAMI



3011969



Pos.	Part Number	Pcs.
12	4005333	24
13	4003971	8
14	4002265	30
15	9001426	16
31	m04355	30
32	m07673	16
40	m05651	92
51	m03683	46

☉ SADA OVLÁDÁNÍ RADLIC

Ⓧ STEUERSATZ PFLUGSCHAREN

Ⓧ KIT DE COMMANDEDES SOCS

Ⓧ SET OF PLOUGHSHARE CONTROL

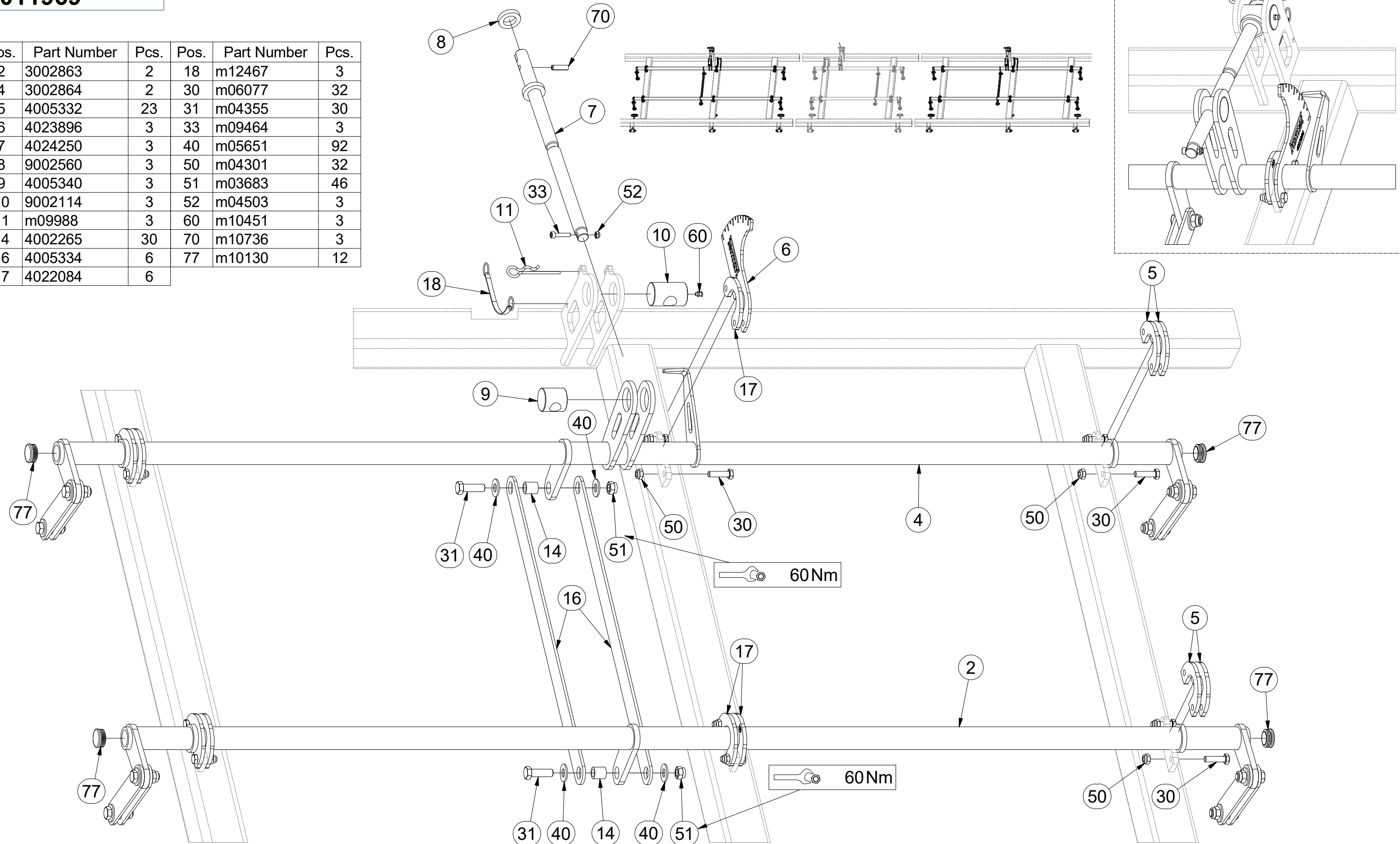
Ⓧ КОМПЛЕКТ УПРАВЛЕНИЯ ЛАП

Ⓧ ZESTAW STEROWANIA RADLICAMI



3011969

Pos.	Part Number	Pcs.	Pos.	Part Number	Pcs.
2	3002863	2	18	m12467	3
4	3002864	2	30	m06077	32
5	4005332	23	31	m04355	30
6	4023896	3	33	m09464	3
7	4024250	3	40	m05651	92
8	9002560	3	50	m04301	32
9	4005340	3	51	m03683	46
10	9002114	3	52	m04503	3
11	m09988	3	60	m10451	3
14	4002265	30	70	m10736	3
16	4005334	6	77	m10130	12
17	4022084	6			

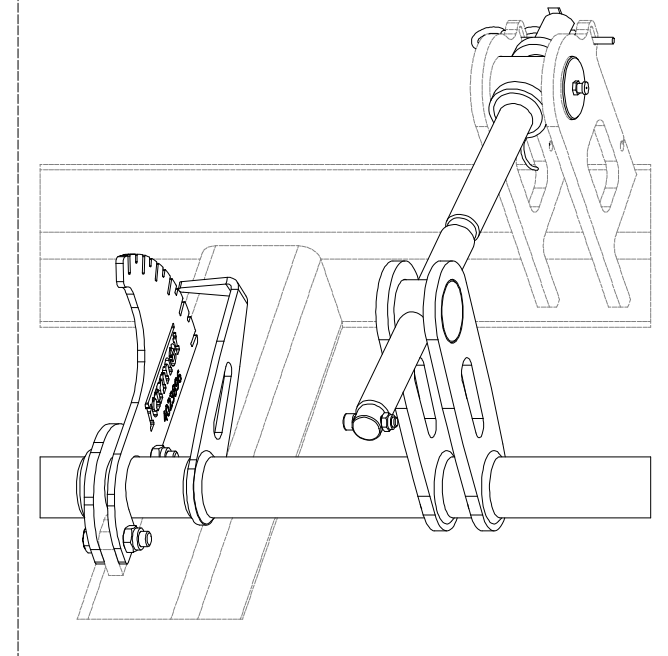
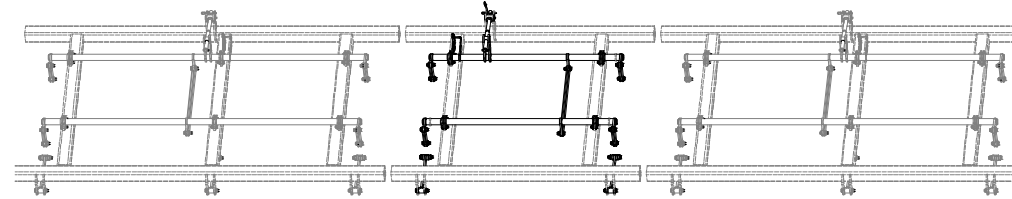
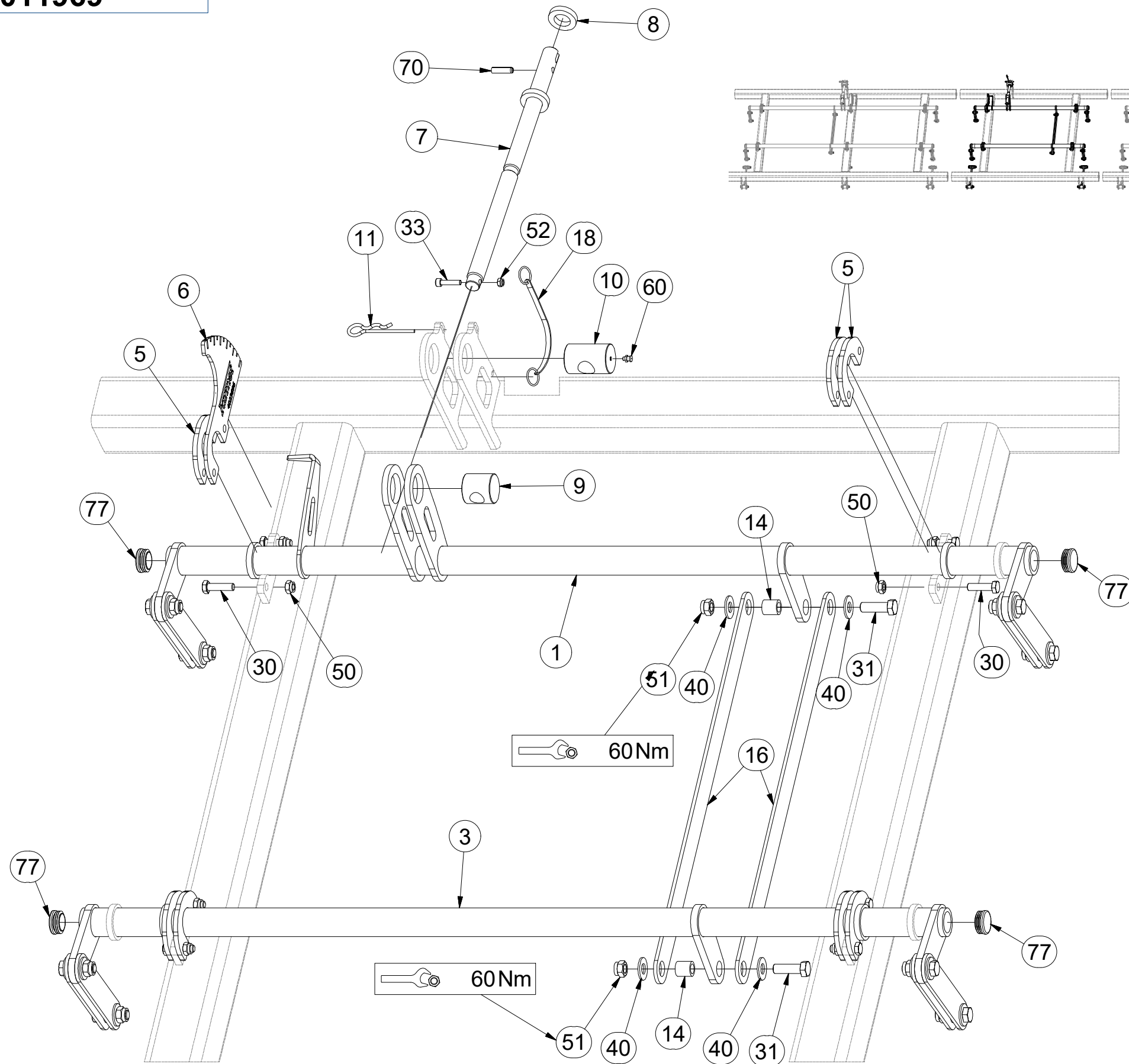


CZ SADA OVLÁDÁNÍ RADLIC
 D STEUERSATZ PFLUGSCHAREN
 F KIT DE COMMANDEDES SOCS

GB SET OF PLOUGHSHARE CONTROL
 RU КОМПЛЕКТ УПРАВЛЕНИЯ ЛАП
 PL ZESTAW STEROWANIA RADLICAMI



3011969



Pos.	Part Number	Pcs.	Pos.	Part Number	Pcs.
1	3002831	1	18	m12467	3
3	3002830	1	30	m06077	32
5	4005332	23	31	m04355	30
6	4023896	3	33	m09464	3
7	4024250	3	40	m05651	92
8	9002560	3	50	m04301	32
9	4005340	3	51	m03683	46
10	9002114	3	52	m04503	3
11	m09988	3	60	m10451	3
14	4002265	30	70	m10736	3
16	4005334	6	77	m10130	12

Ⓒ CZ SADA RADLIC

Ⓓ D SCHARSATZ

Ⓕ F KIT DE SOCS

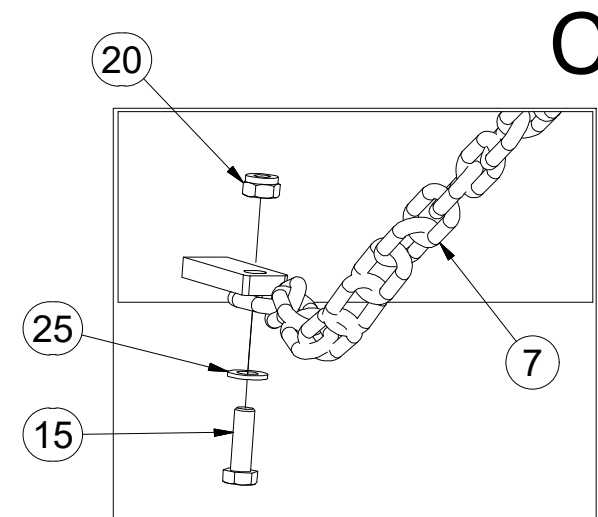
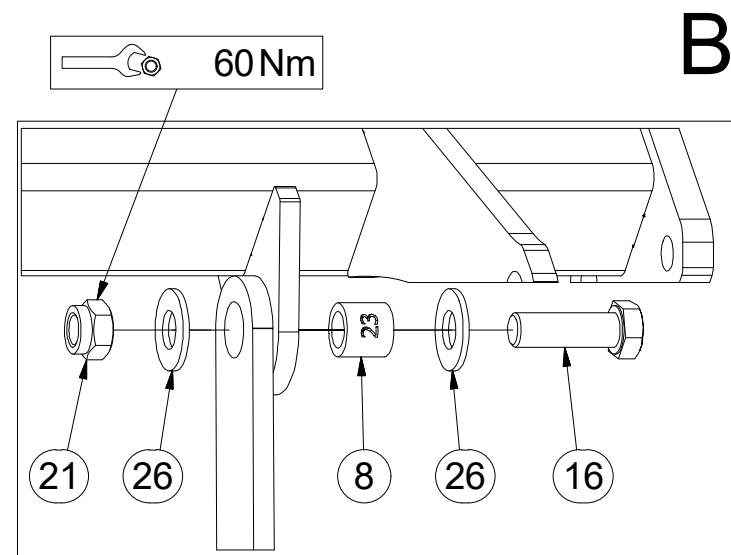
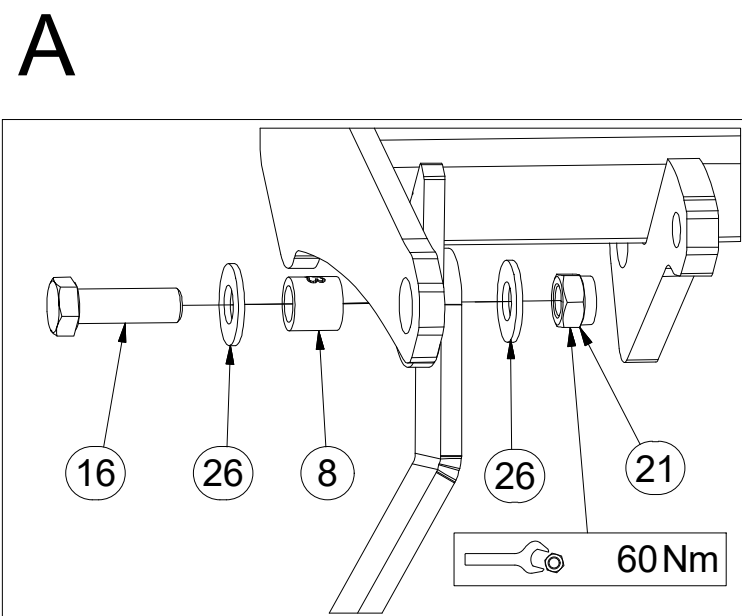
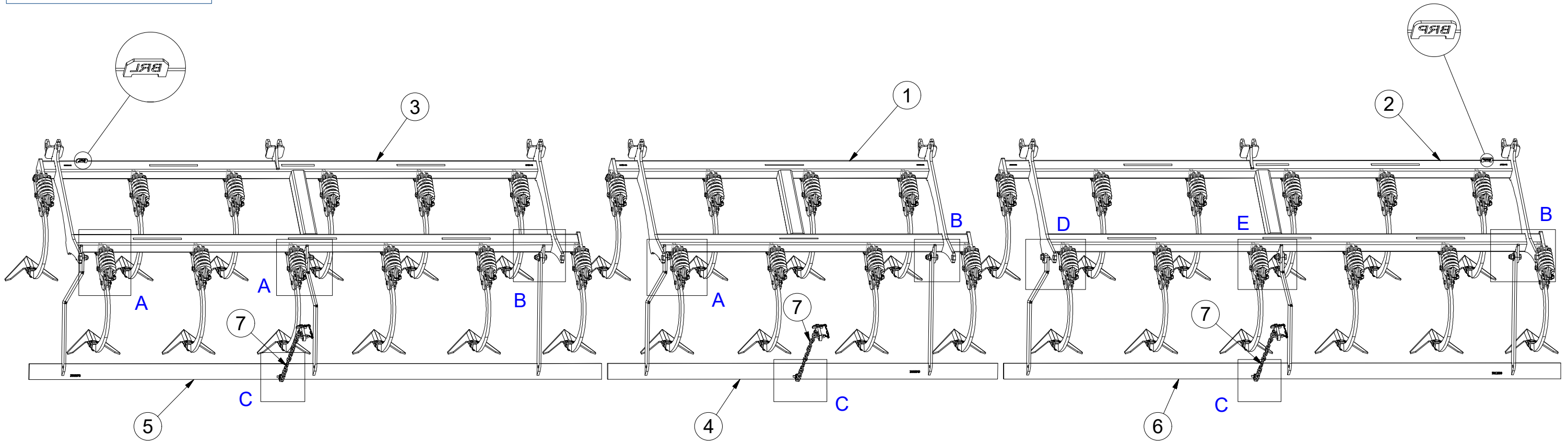
Ⓖ GB SET OF PLOUGHSHARES

Ⓒ RU КОМПЛЕКТ ЛАП

Ⓓ PL ZESTAW REDLIC



3012376



Pos.	Part Number	Pcs.
1	3012387	1
2	3012394	1
3	3012392	1
4	3009549	1
5	3009578	1
6	3012399	1
7	4001641	3
8	4022223	7
15	m01092	3
16	m04355	8
20	m04503	3
21	m03683	8
25	m01203	3
26	m05651	16

Ⓒ SADA RADLIC

Ⓓ SCHARSATZ

Ⓕ KIT DE SOCS

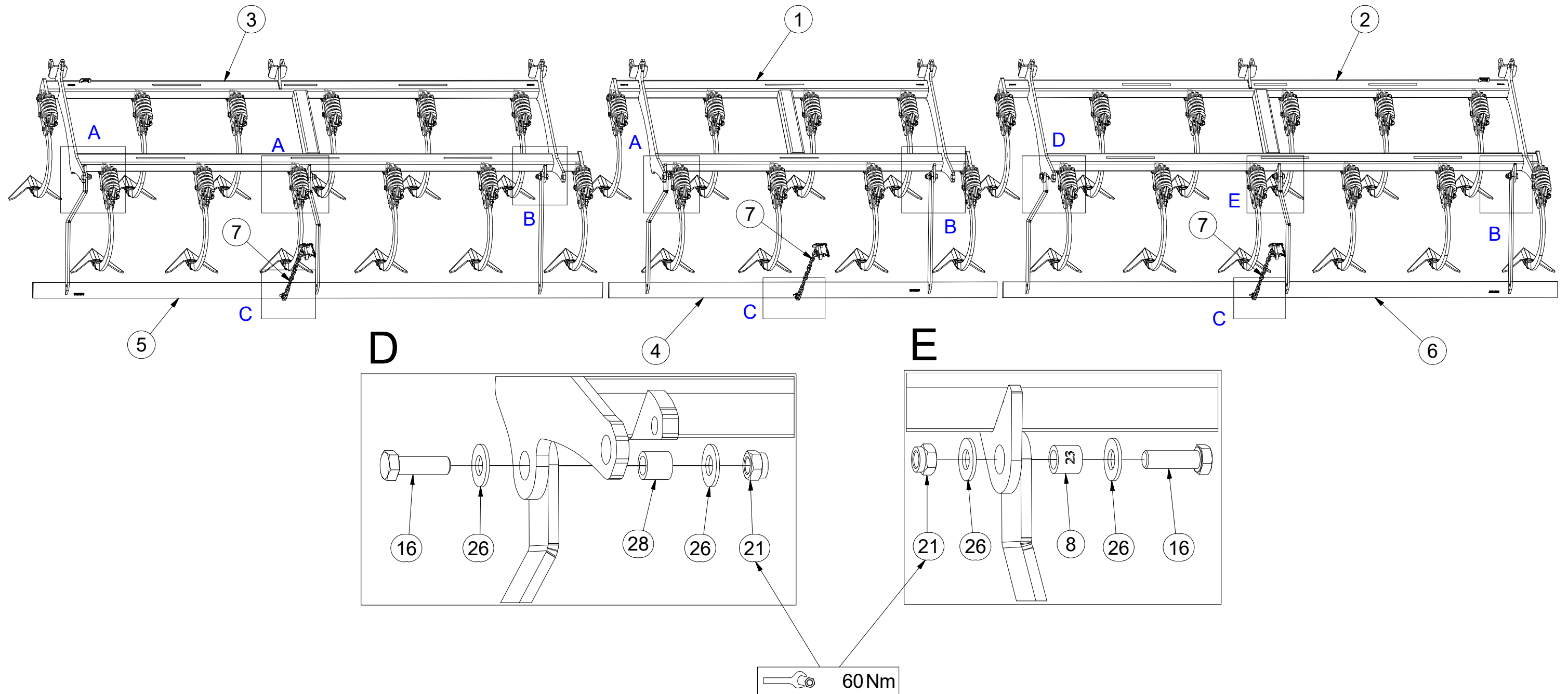
Ⓖ SET OF PLOUGHSHARES

Ⓡ КОМПЛЕКТ ЛАП

Ⓢ ZESTAW REDLIC



3012376



Pos.	Part Number	Pcs.	Pos.	Part Number	Pcs.
1	3012387	1	7	4001641	3
2	3012394	1	8	4022223	7
3	3012392	1	16	m04355	8
4	3009549	1	21	m03683	8
5	3009578	1	26	m05651	16
6	3012399	1	28	9004702	1

☉ SADA RADLIC

☉ SCHARSATZ

☉ KIT DE SOCS

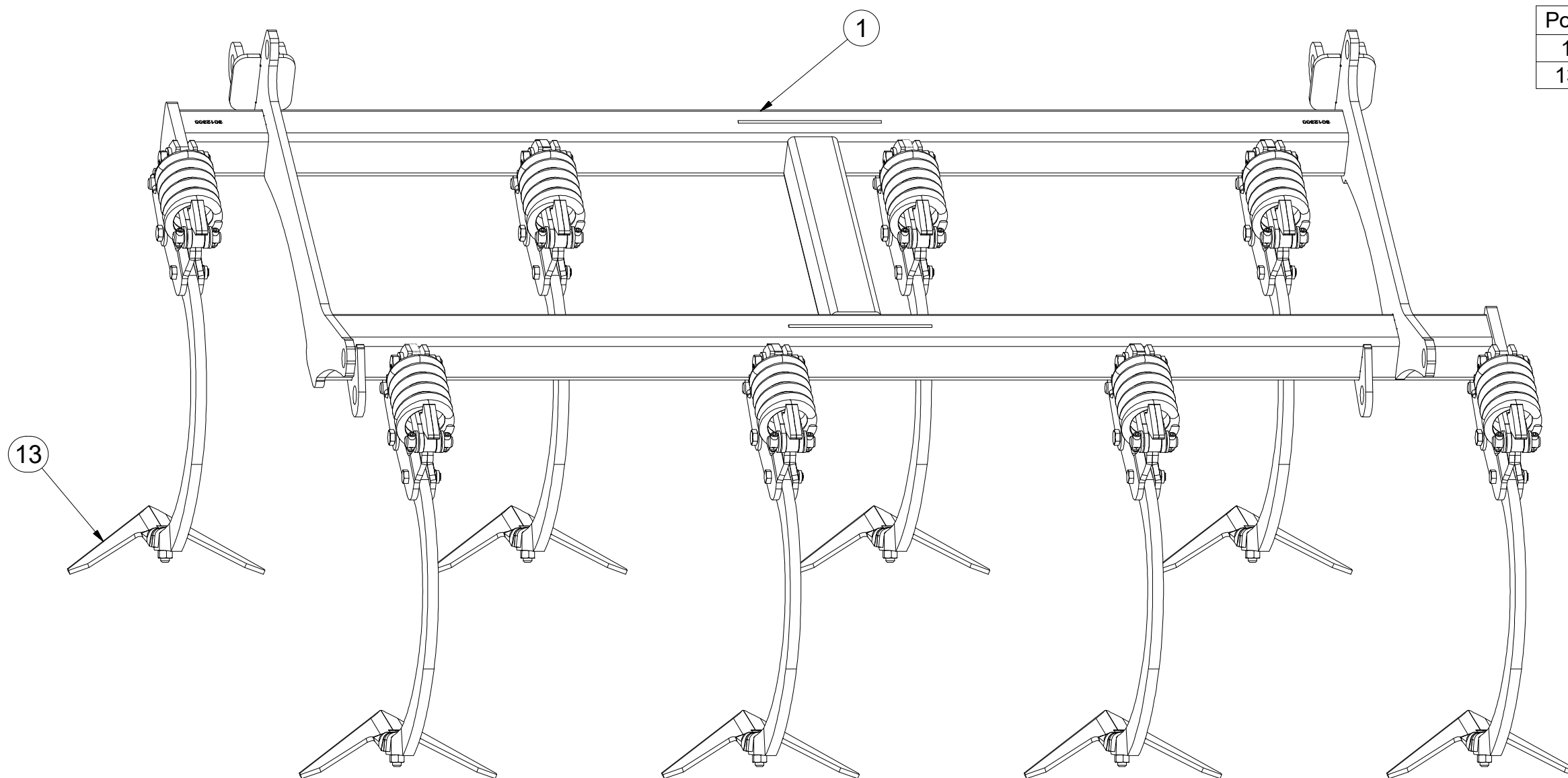
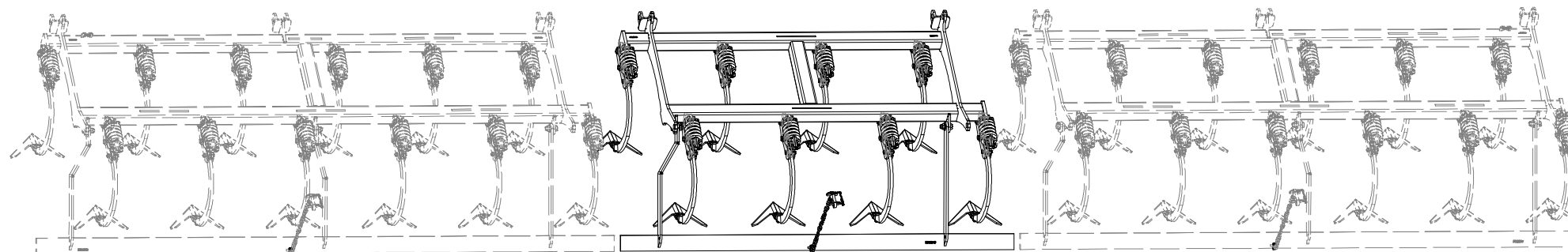
☉ SET OF PLOUGHSHARES

☉ КОМПЛЕКТ ЛАП

☉ ZESTAW REDLIC



3012387



Pos.	Part Number	Pcs.
1	3012388	1
13	3000236-KOO	8

☉ SADA RADLIC

☉ SCHARSATZ

☉ KIT DE SOCS

☉ SET OF PLOUGHSHARES

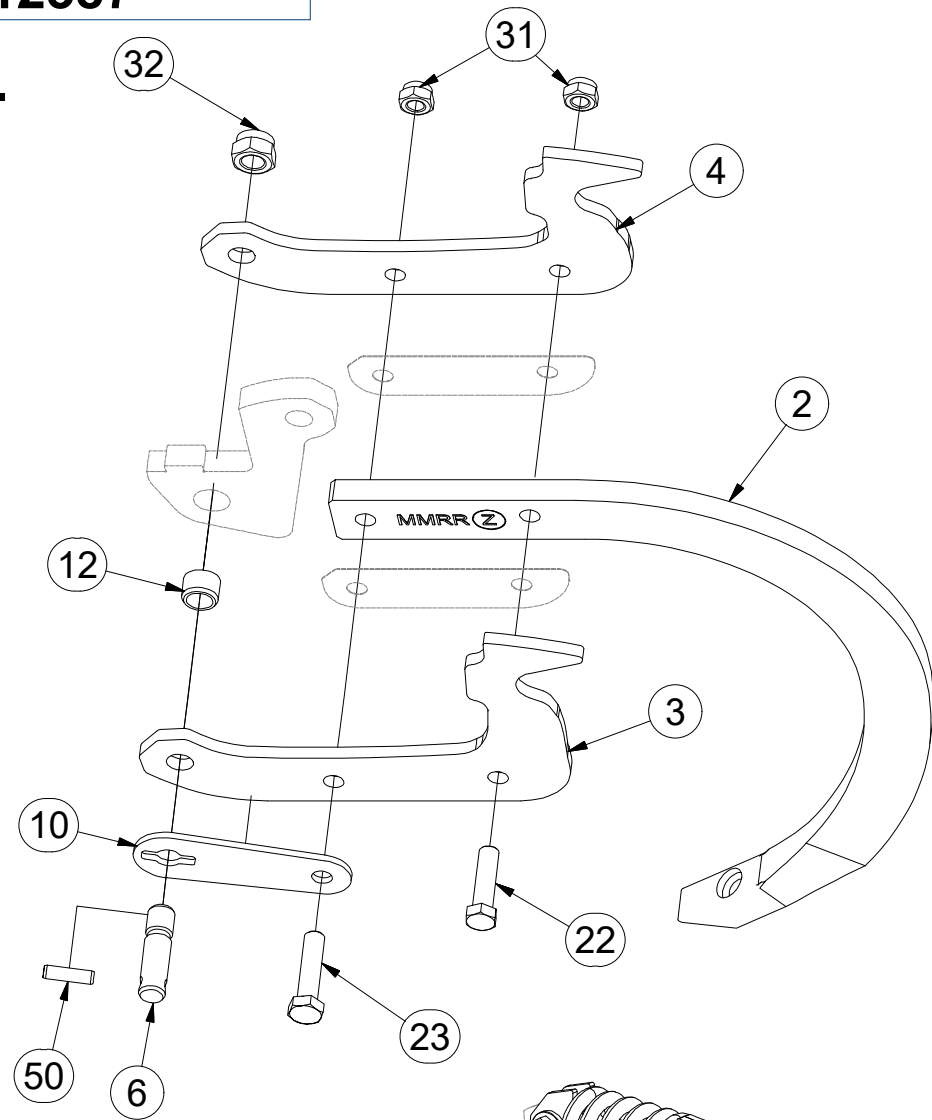
☉ КОМПЛЕКТ ЛАП

☉ ZESTAW REDLIC

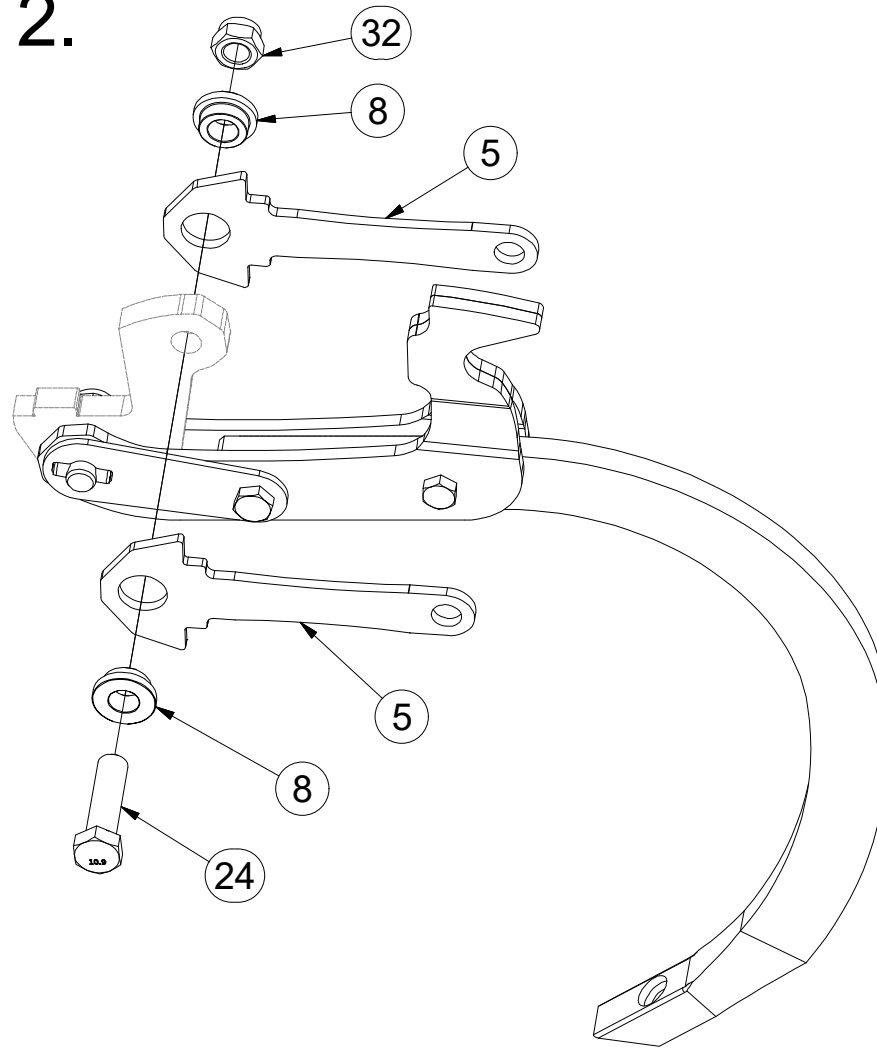


3012387

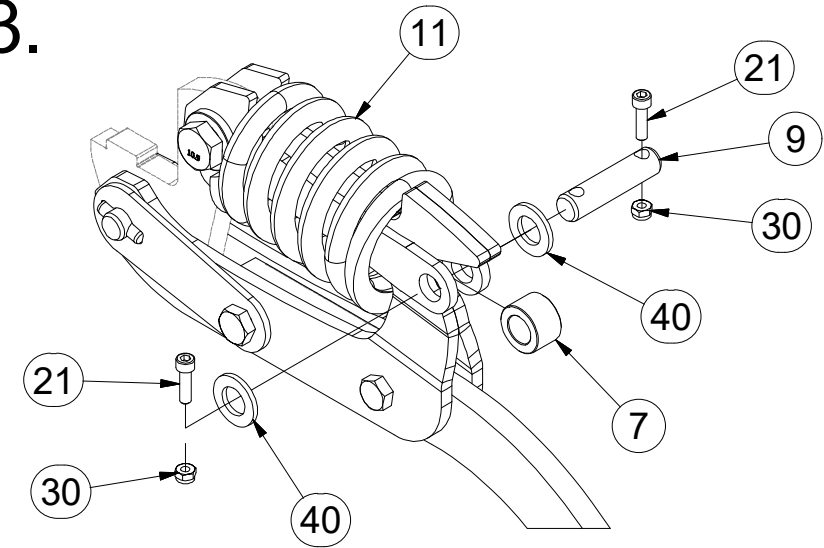
1.



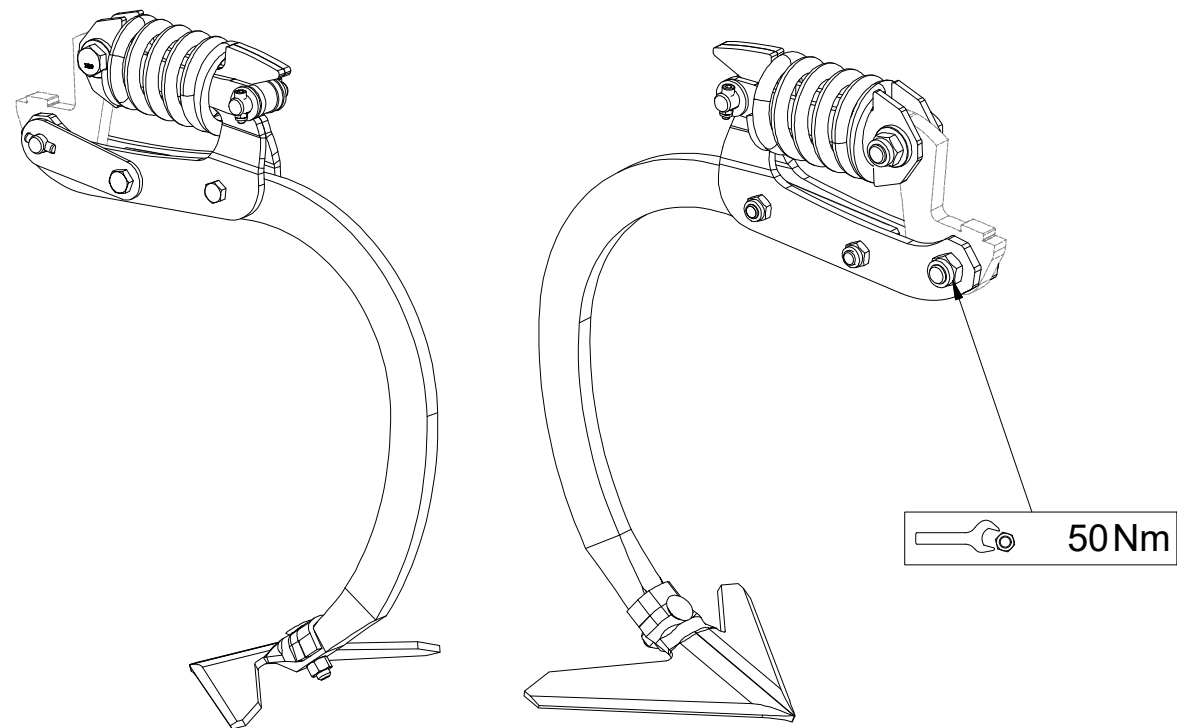
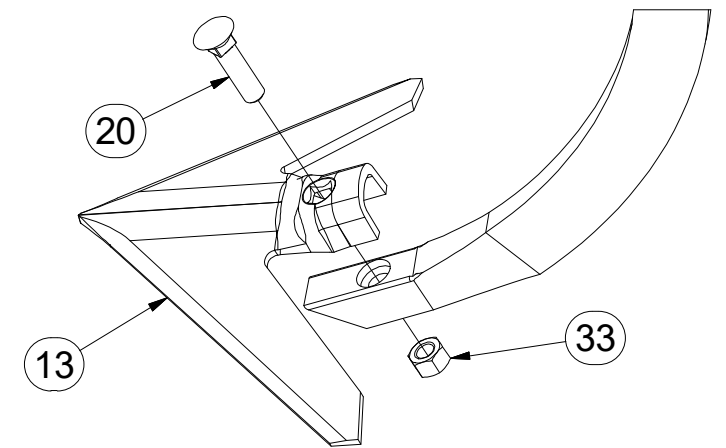
2.



3.



4.



Pos.	Part Number	Pcs.	Pos.	Part Number	Pcs.
2	9005683	8	20	m10440	8
3	3012358	8	21	m15215	16
4	3012359	8	22	m06077	8
5	4024906	16	23	m03339	8
6	4024918	8	24	m14482	8
7	4009624	8	30	m05560	16
8	4014252	16	31	m04301	16
9	4015783	8	32	m03683	16
10	4024907	8	33	m10439	8
11	m18880	8	40	m14971	16
12	m18882	8	50	m18826	8
13	3000236-KOO	8			

ⒸZ SADA RADLIC

Ⓓ SCHARSATZ

Ⓕ KIT DE SOCS

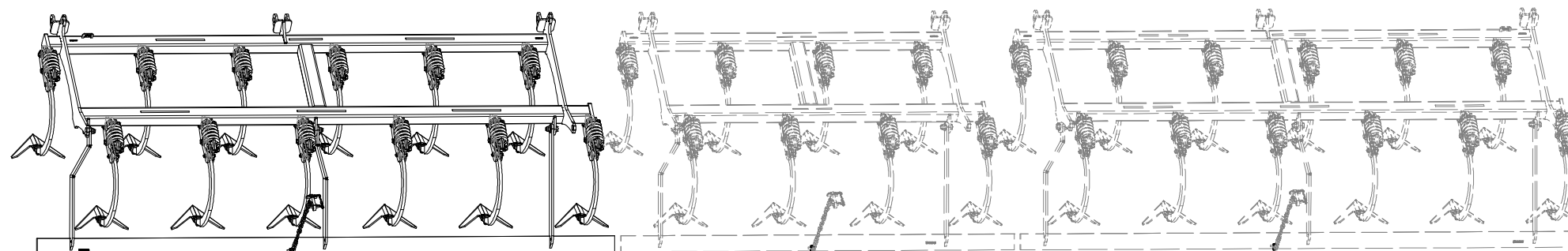
ⒼB SET OF PLOUGHSHARES

ⒺU КОМПЛЕКТ ЛАП

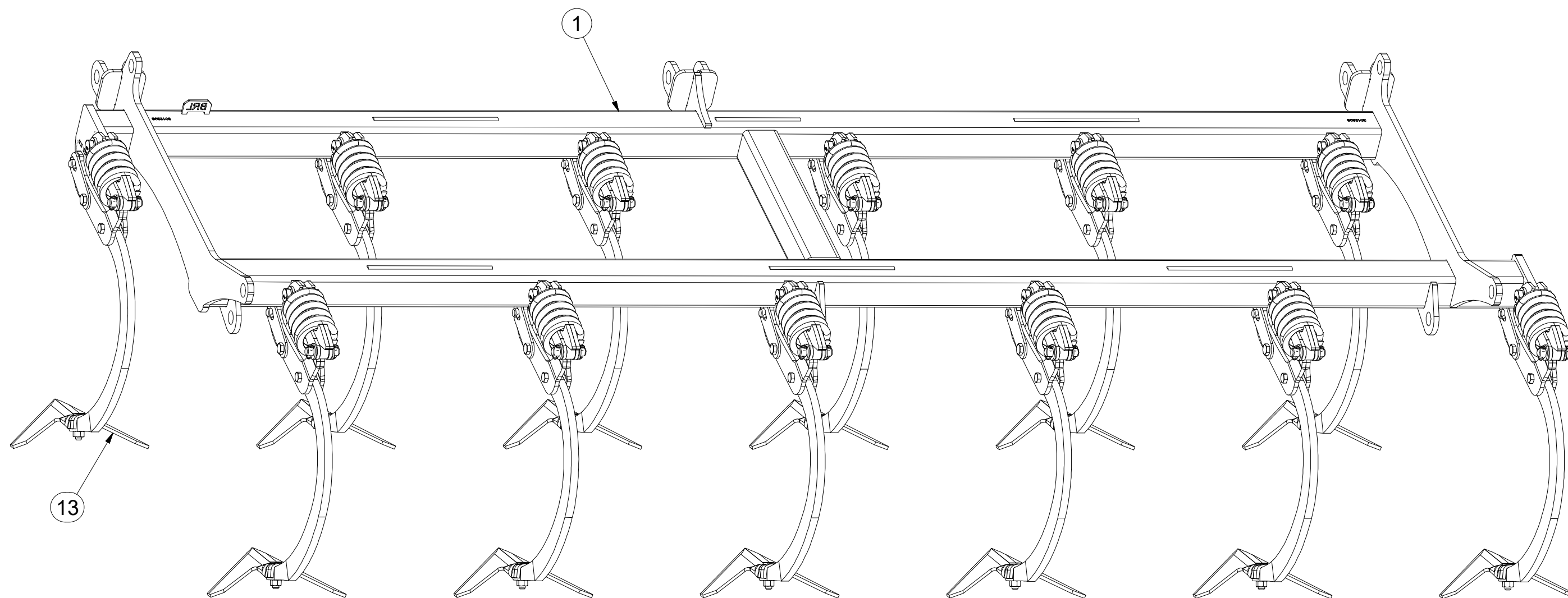
ⒶL ZESTAW REDLIC



3012392



Pos.	Part Number	Pcs.
1	3012393	1
13	3000236-KOO	12



ⒸZ SADA RADLIC

Ⓓ SCHARSATZ

Ⓕ KIT DE SOCS

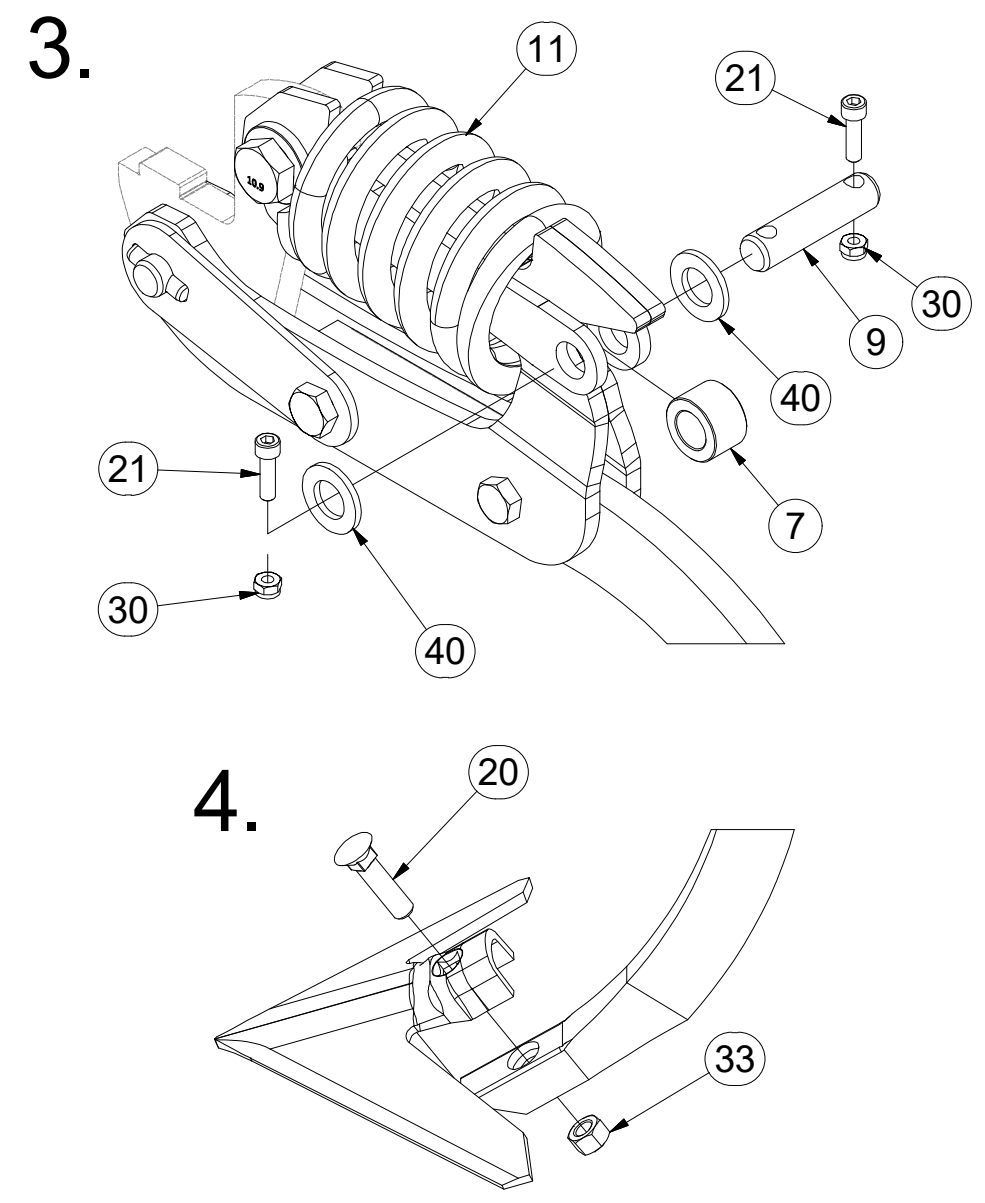
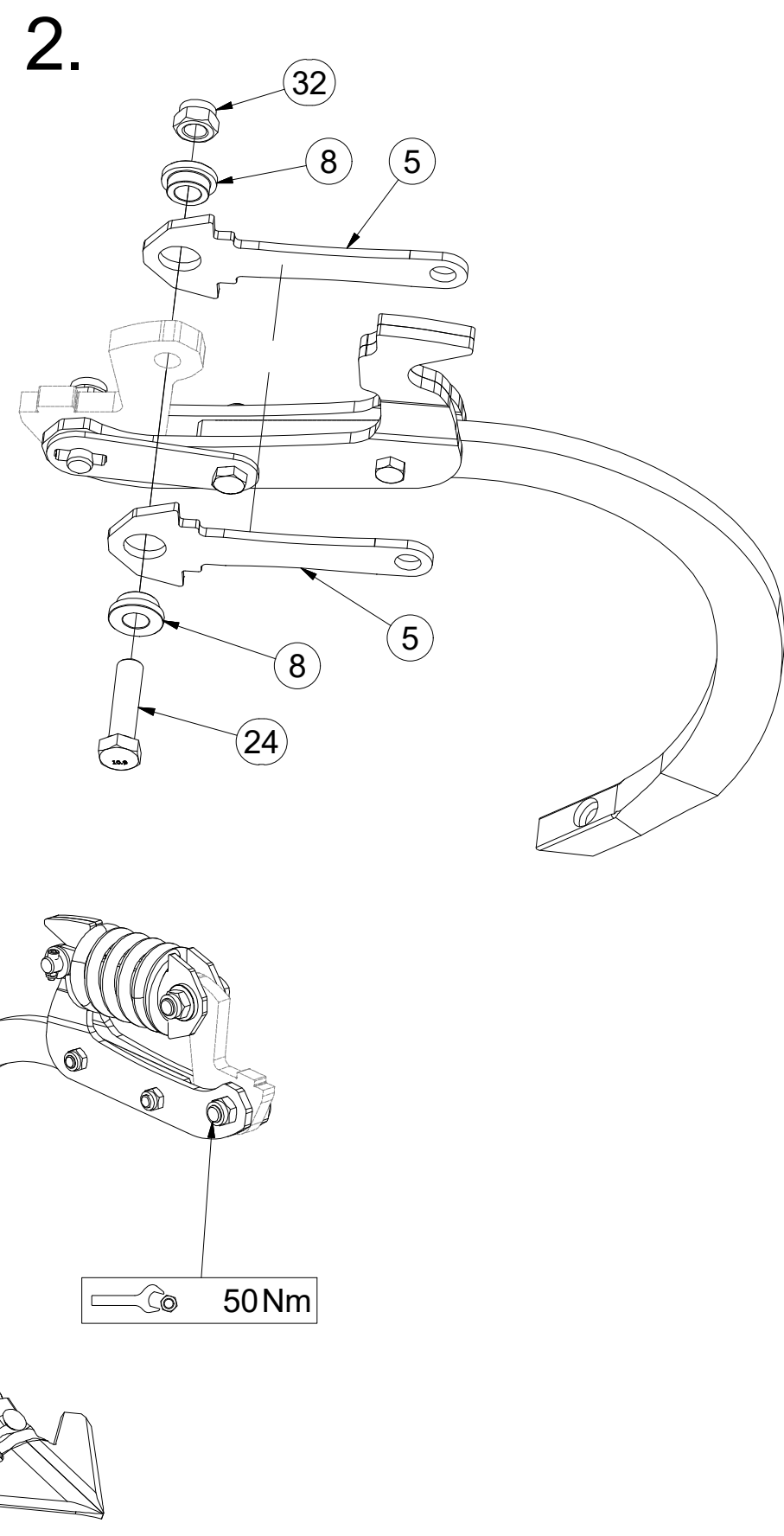
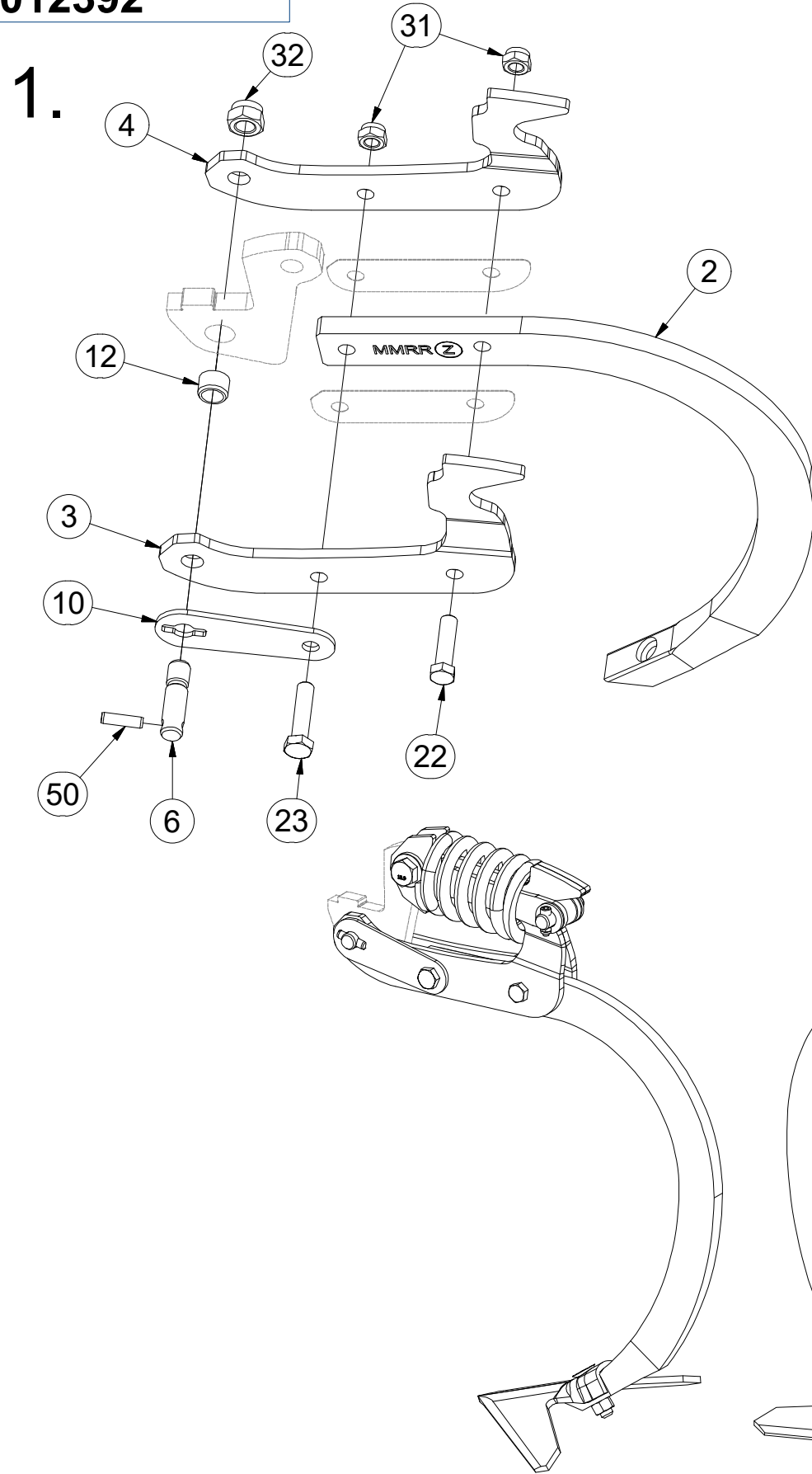
ⒼB SET OF PLOUGHSHARES

ⒺU КОМПЛЕКТ ЛАП

ⒽL ZESTAW REDLIC



3012392



Pos.	Part Number	Pcs.	Pos.	Part Number	Pcs.
2	9005683	12	20	m10440	12
3	3012358	12	21	m15215	24
4	3012359	12	22	m06077	12
5	4024906	24	23	m03339	12
6	4024918	12	24	m14482	12
7	4009624	12	30	m05560	24
8	4014252	24	31	m04301	24
9	4015783	12	32	m03683	24
10	4024907	12	33	m10439	12
11	m18880	12	40	m14971	24
12	m18882	12	50	m18826	12

ⒸZ SADA RADLIC

Ⓓ SCHARSATZ

Ⓕ KIT DE SOCS

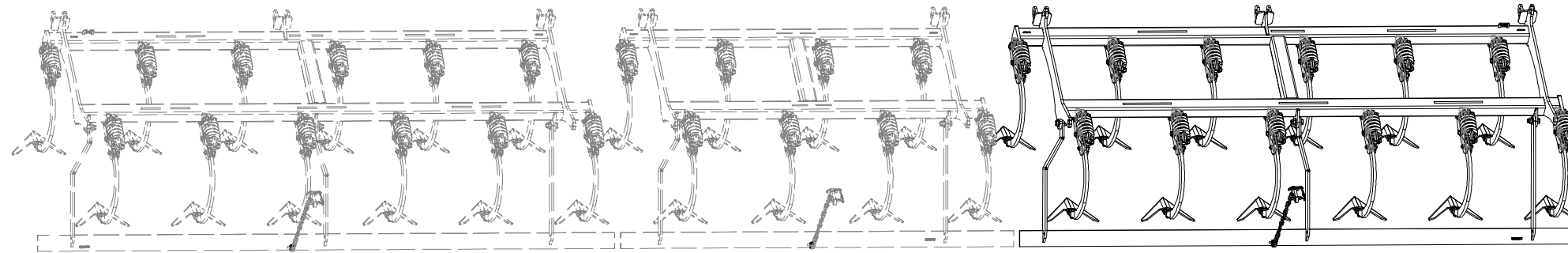
ⒼB SET OF PLOUGHSHARES

ⒺU КОМПЛЕКТ ЛАП

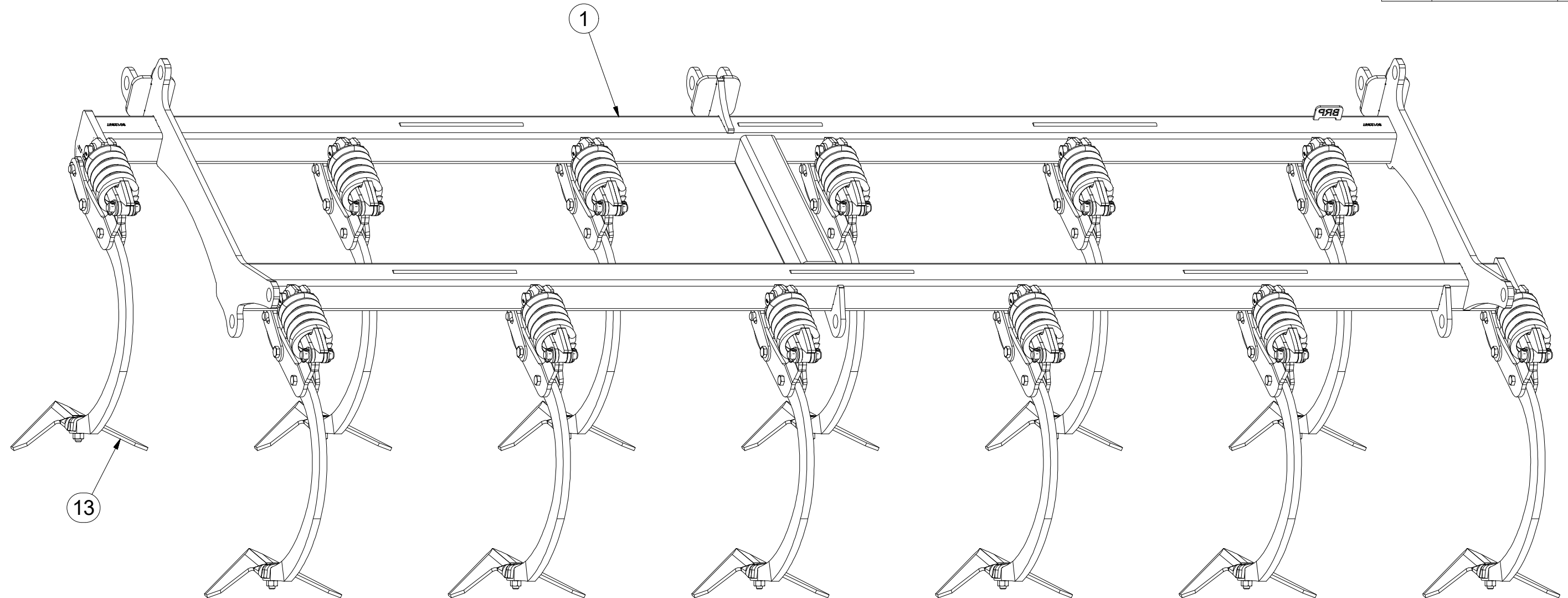
ⒽL ZESTAW REDLIC



3012394



Pos.	Part Number	Pcs.
1	3012397	1
13	3000236-KOO	12



ⒸZ SADA RADLIC

Ⓓ SCHARSATZ

Ⓕ KIT DE SOCS

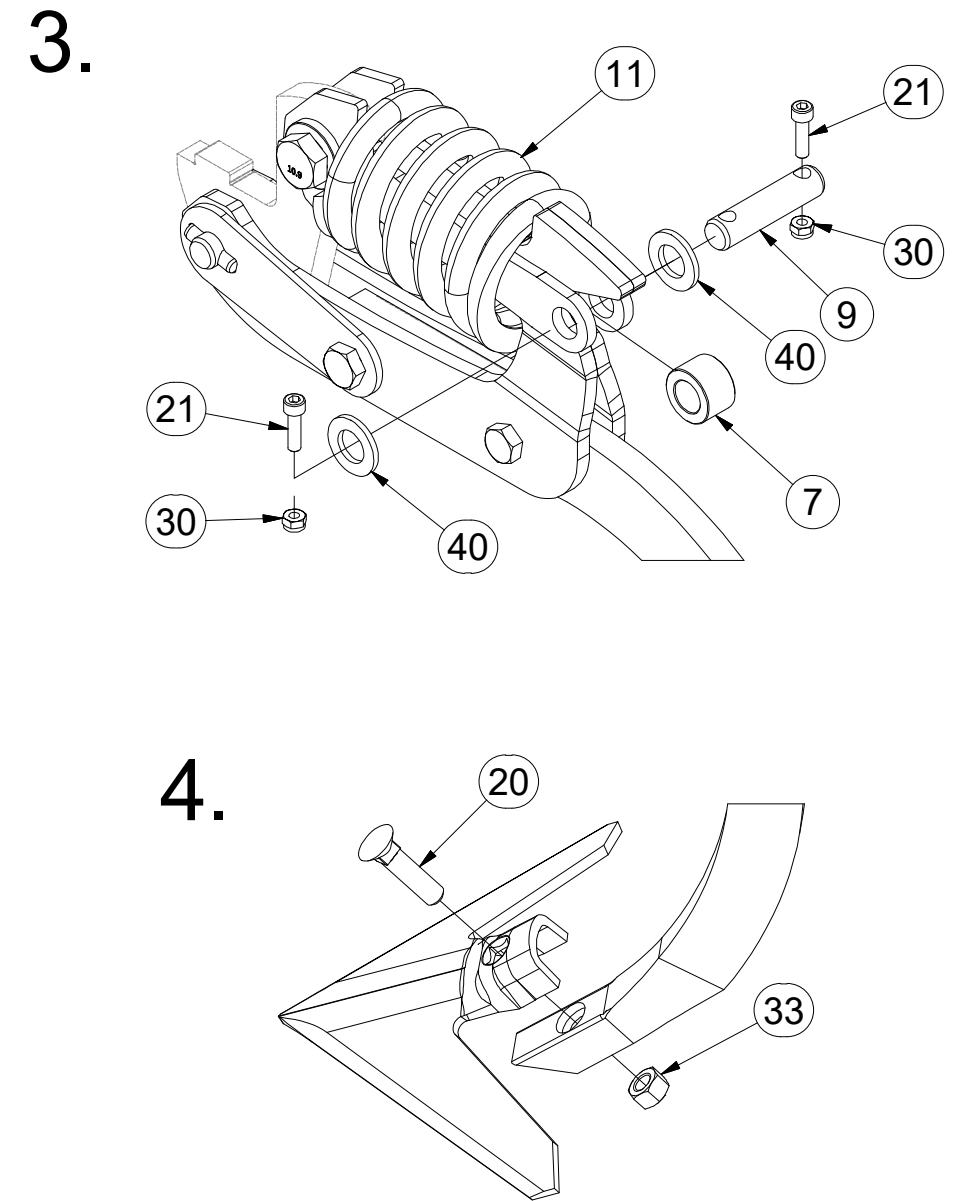
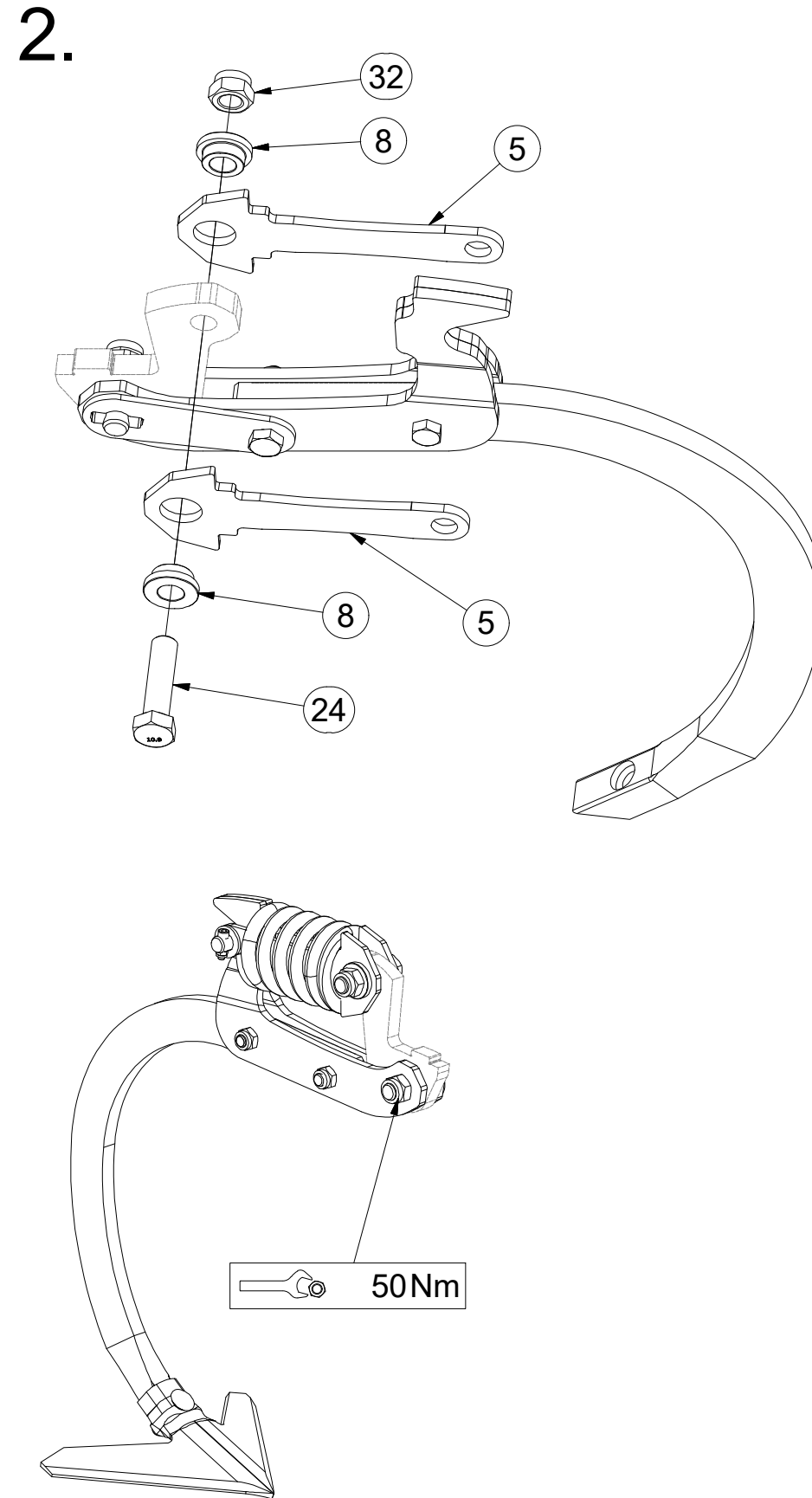
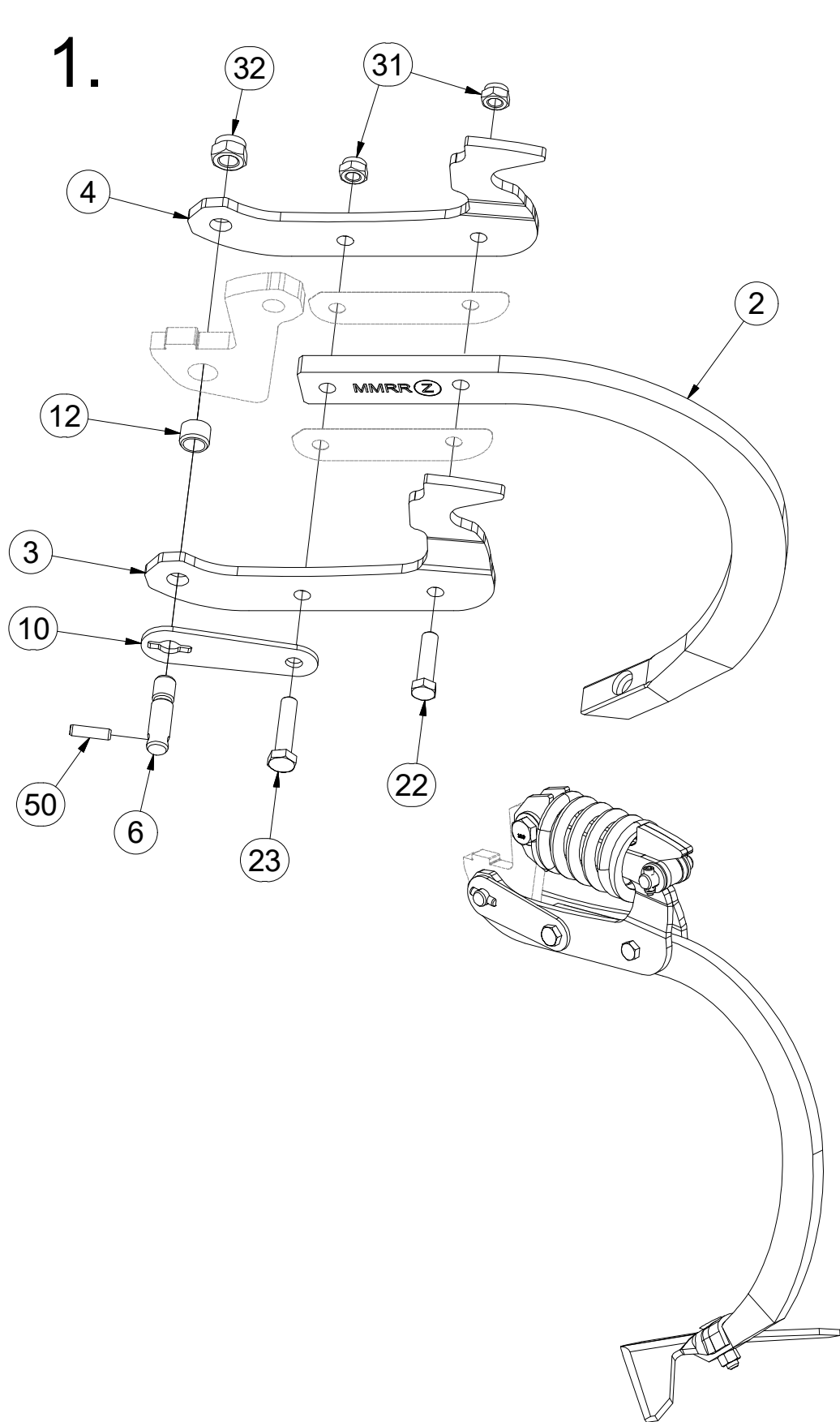
ⒼB SET OF PLOUGHSHARES

ⒺU КОМПЛЕКТ ЛАП

ⒻL ZESTAW REDLIC



3012394



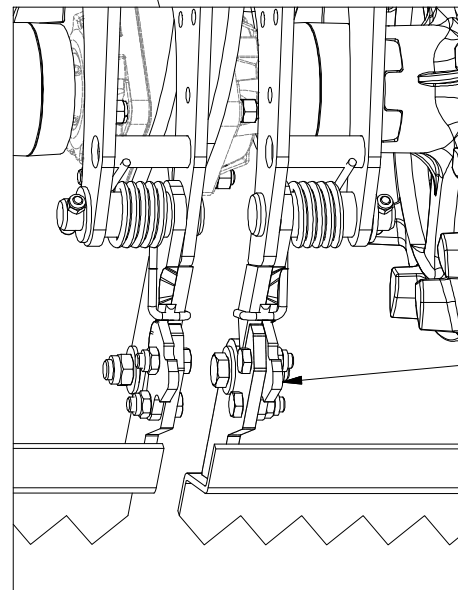
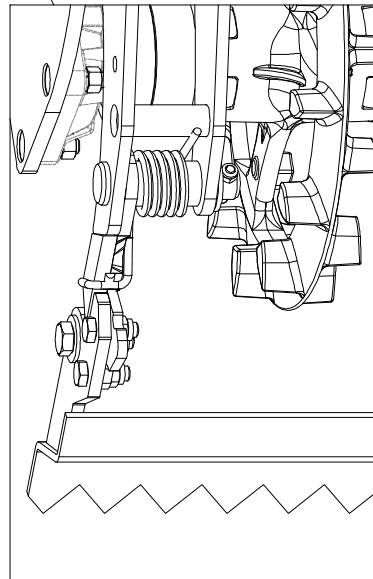
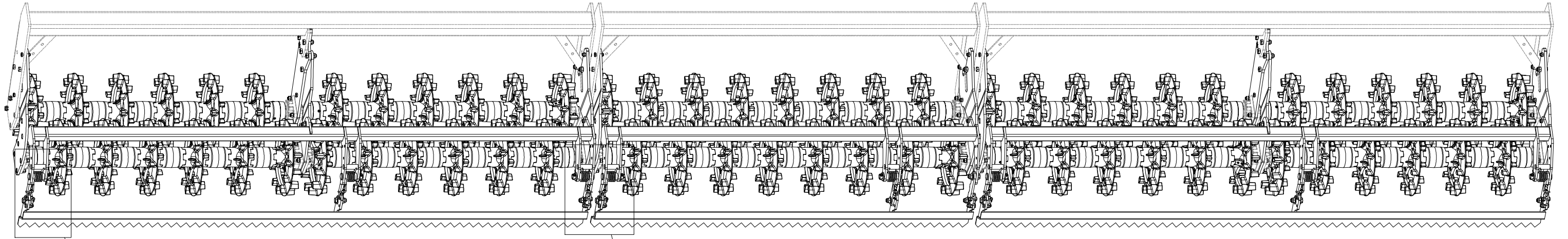
Pos.	Part Number	Pcs.	Pos.	Part Number	Pcs.
2	9005683	12	20	m10440	12
3	3012358	12	21	m15215	24
4	3012359	12	22	m06077	12
5	4024906	24	23	m03339	12
6	4024918	12	24	m14482	12
7	4009624	12	30	m05560	24
8	4014252	24	31	m04301	24
9	4015783	12	32	m03683	24
10	4024907	12	33	m10439	12
11	m18880	12	40	m14971	24
12	m18882	12	50	m18826	12

CZ SADA ZADNÍCH VÁLČŮ
 D SATZ HINTERE WALZEN
 F KIT DE ROULEAUX ARRIÈRE

GB SET OF REAR ROLLERS
 RU КОМПЛЕКТ ЗАДНИХ КАТКОВ
 PL ZESTAW TYLNYCH WAŁÓW



3012046



27

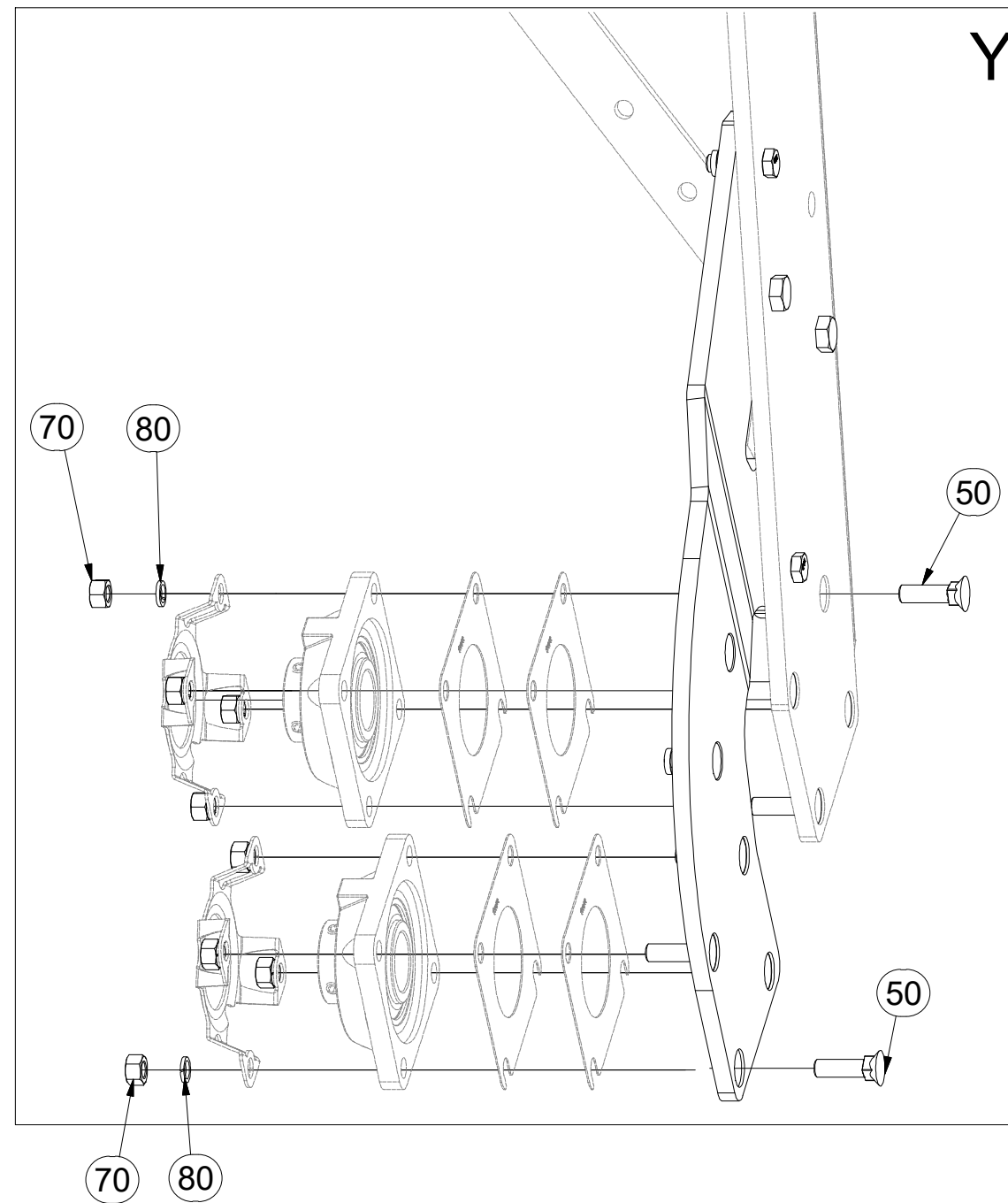
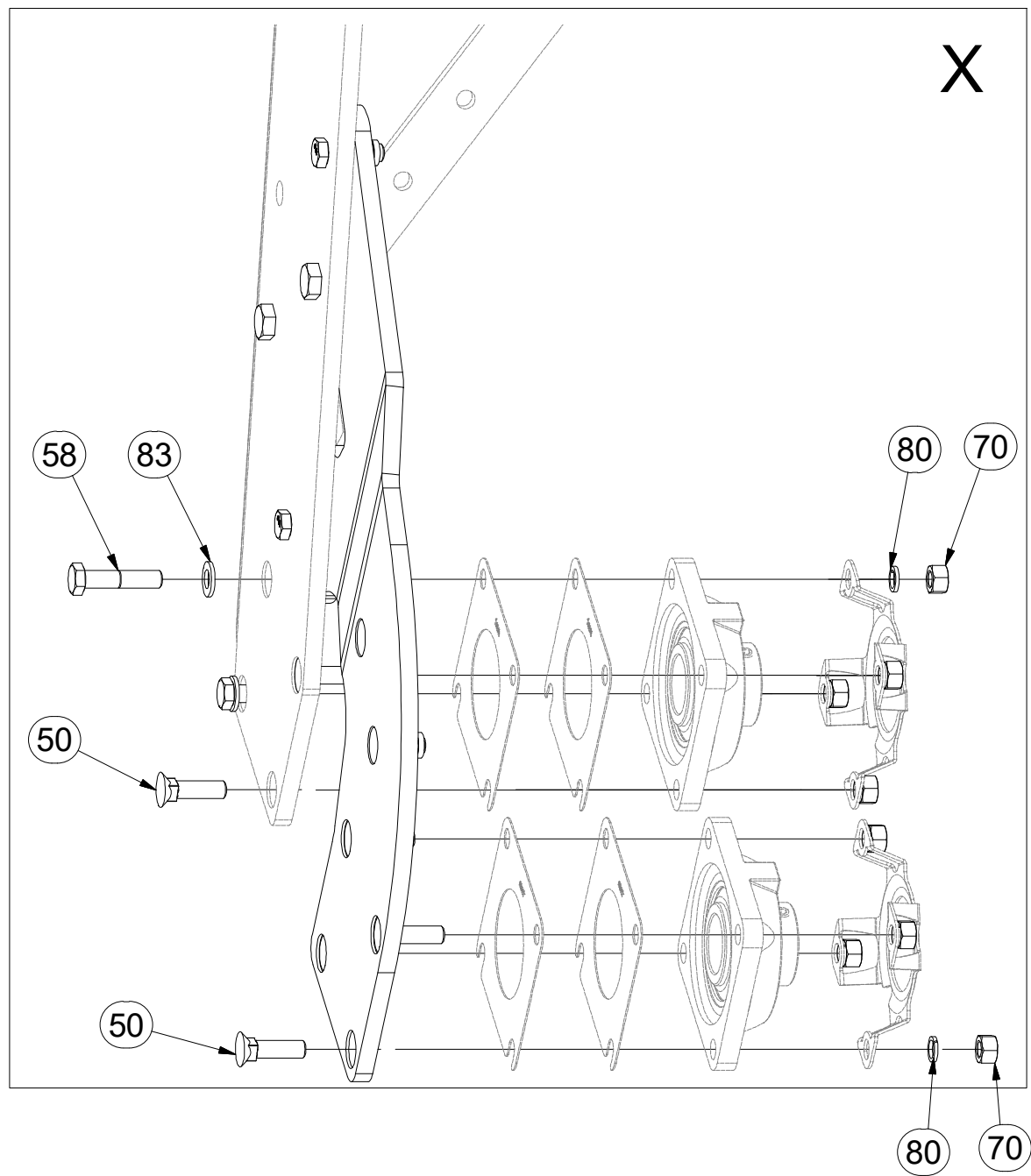
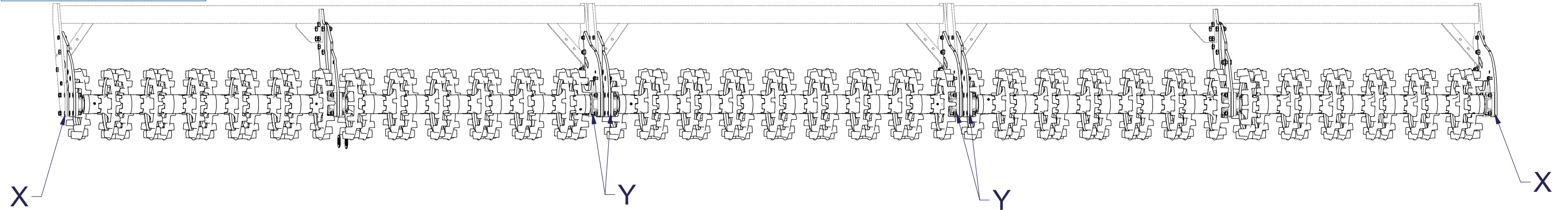
Pos.	Part Number	Pcs.
27	3006131	1

- ⒸZ SADA ZADNÍCH VÁLCŮ
- Ⓓ SATZ HINTERE WALZEN
- Ⓕ KIT DE ROULEAUX ARRIÈRE

- ⒼB SET OF REAR ROLLERS
- ⒺU КОМПЛЕКТ ЗАДНИХ КАТКОВ
- ⒼL ZESTAW TYLNYCH WAŁÓW



3012046



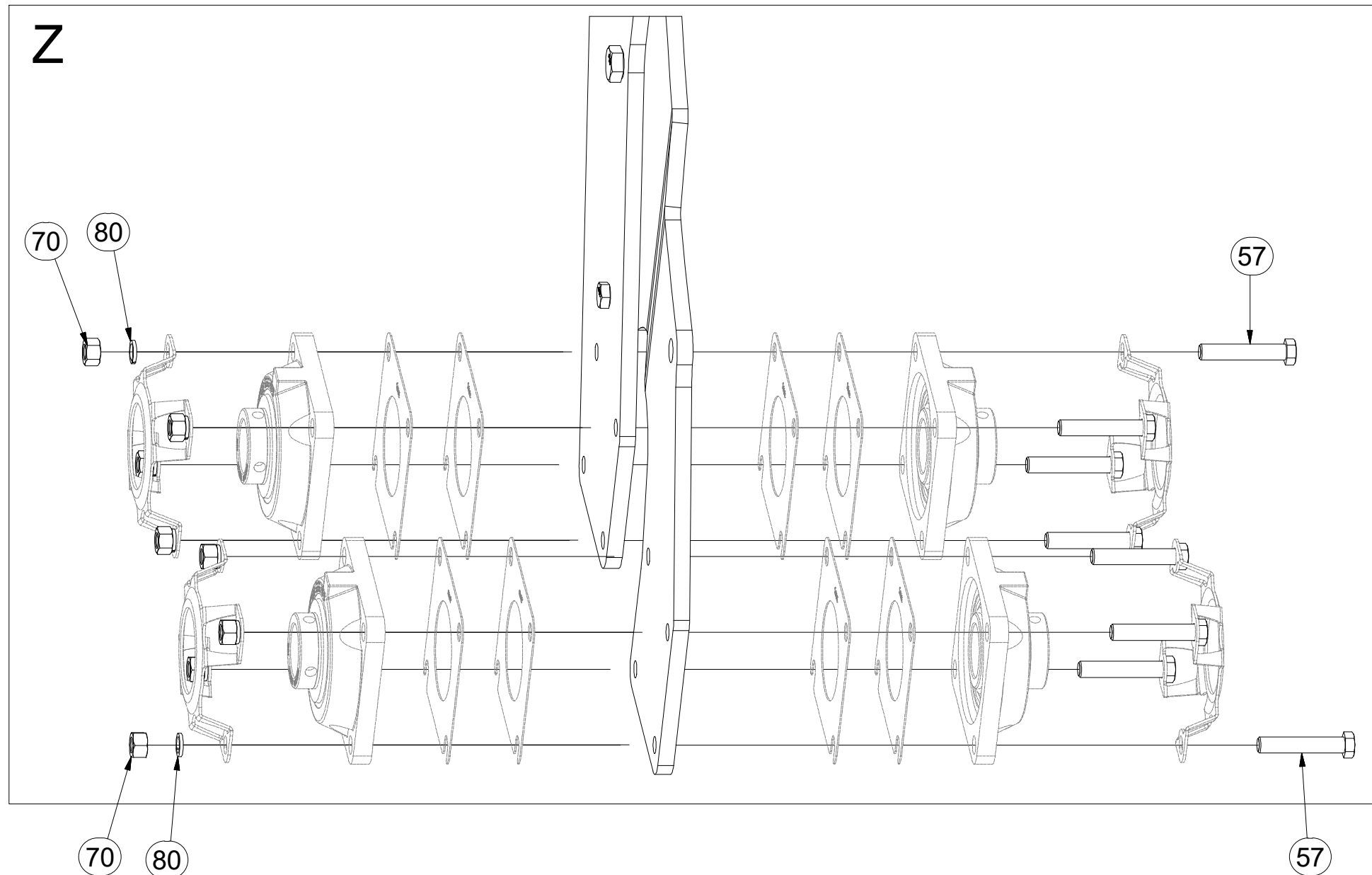
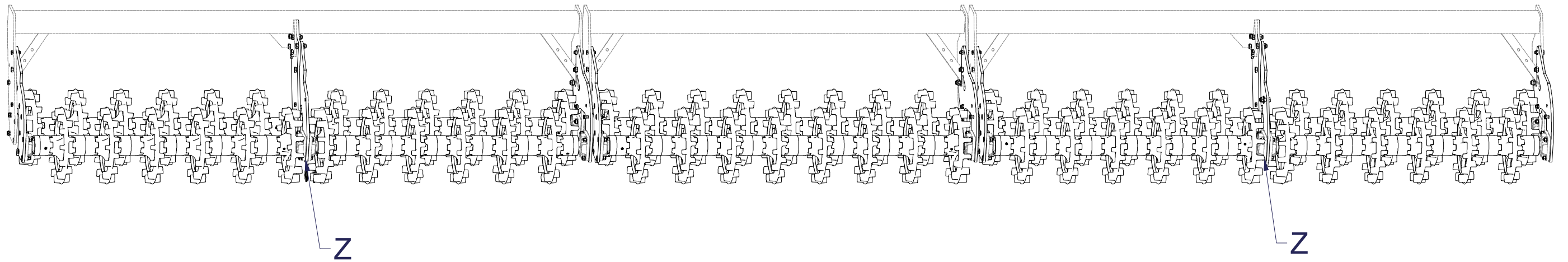
Pos.	Part Number	Pcs.
50	m03519	44
58	m04412	4
70	m01305	64
80	m03988	64
83	m17741	4

- ⒸZ SADA ZADNÍCH VÁLČŮ
- Ⓓ SATZ HINTERE WALZEN
- Ⓕ KIT DE ROULEAUX ARRIÈRE

- ⒼB SET OF REAR ROLLERS
- ⒼR КОМПЛЕКТ ЗАДНИХ КАТКОВ
- ⒼL ZESTAW TYLNYCH WAŁÓW



3012046



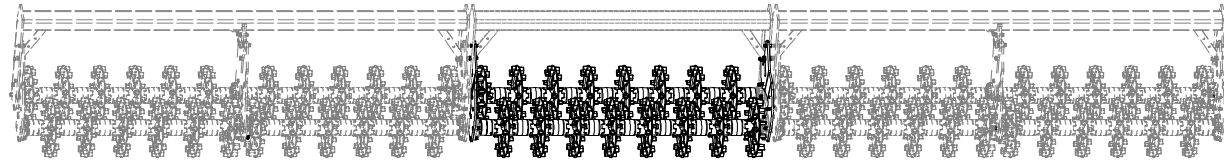
Pos.	Part Number	Pcs.
57	m05898	16
70	m01305	64
80	m03988	64

- Ⓒ SADA ZADNÍCH VÁLCŮ
- Ⓓ SATZ HINTERE WALZEN
- Ⓕ KIT DE ROULEAUX ARRIÈRE

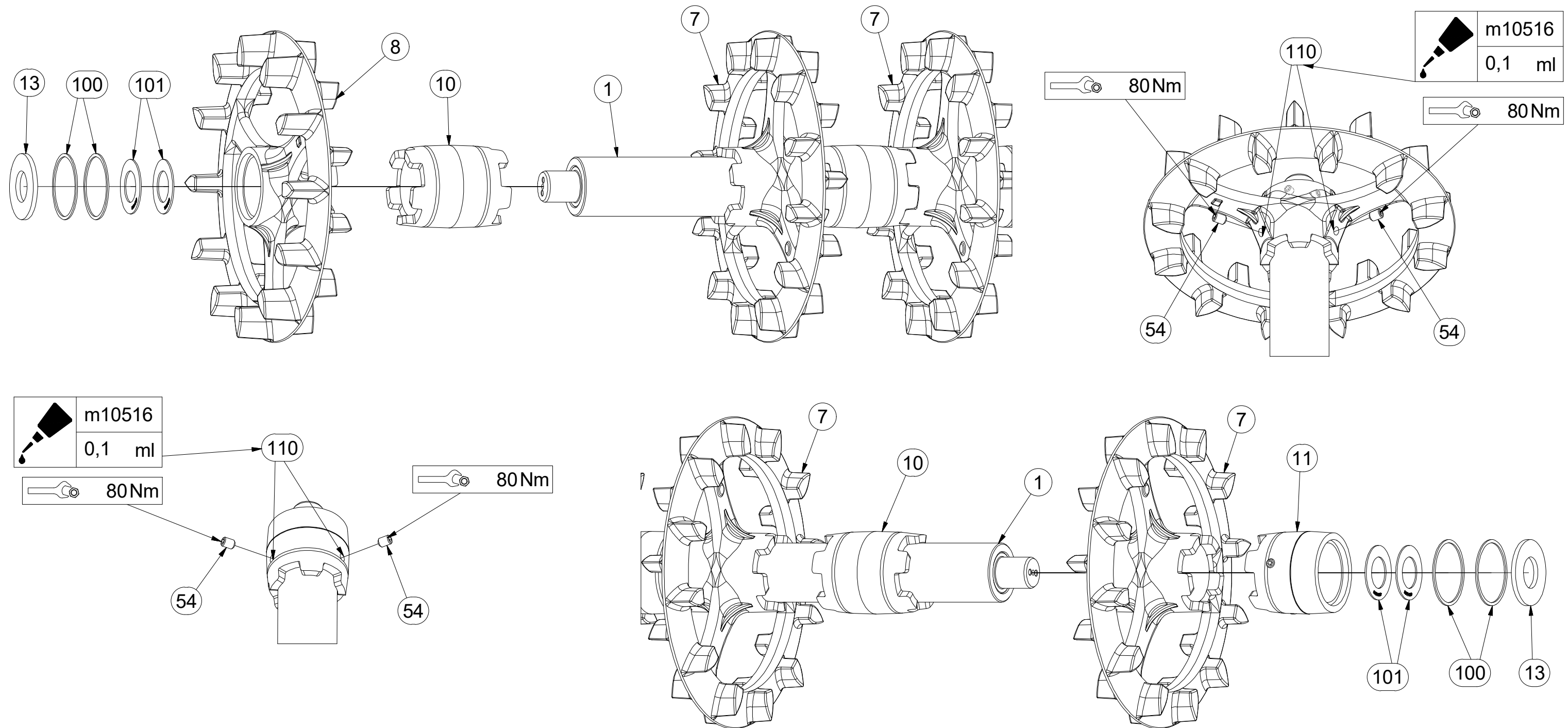
- Ⓖ SET OF REAR ROLLERS
- Ⓡ КОМПЛЕКТ ЗАДНИХ КАТКОВ
- Ⓢ ZESTAW TYLNYCH WAŁÓW



3012046



Pos.	Part Number	Pcs.	Pos.	Part Number	Pcs.
1	3011293	2	13	4016995	20
7	9002944	54	54	m13958	40
8	4009333	2	100	4010015	40
10	4018228	54	101	4024556	40
11	4013129	2	110	m10516	4

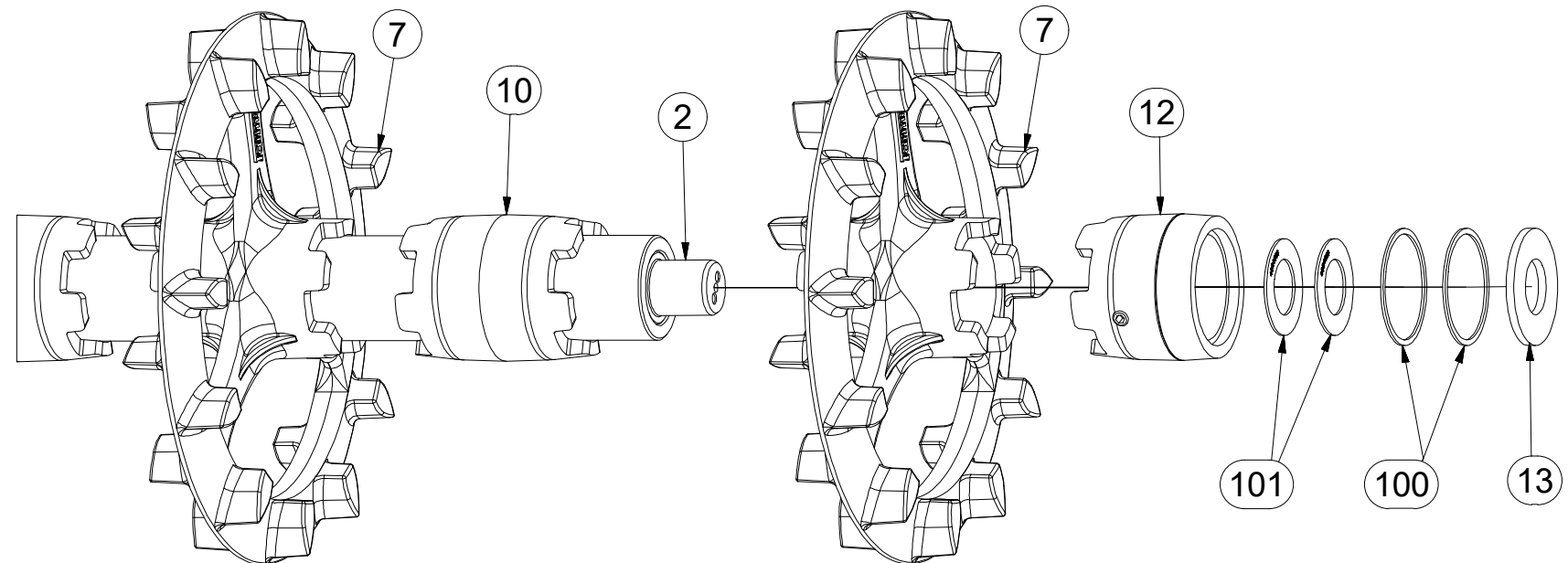
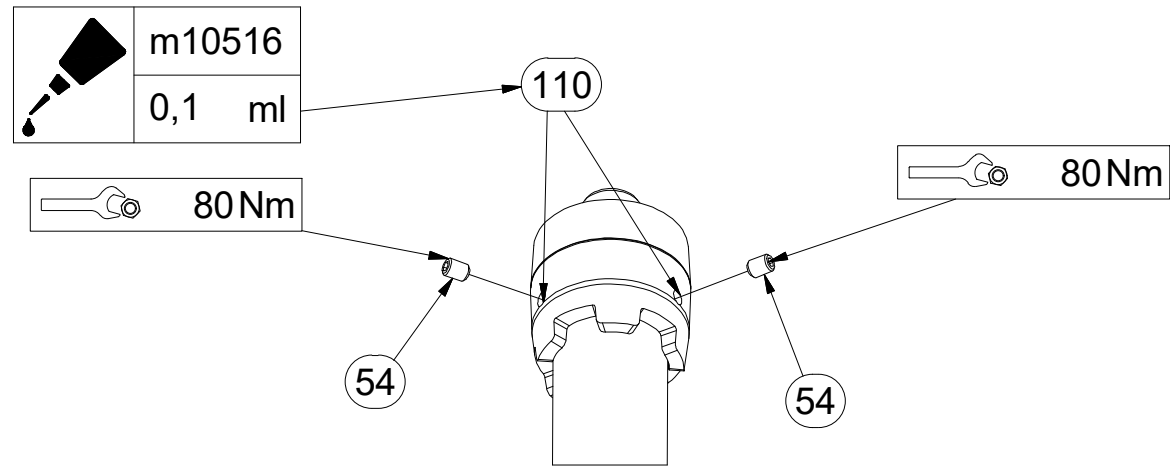
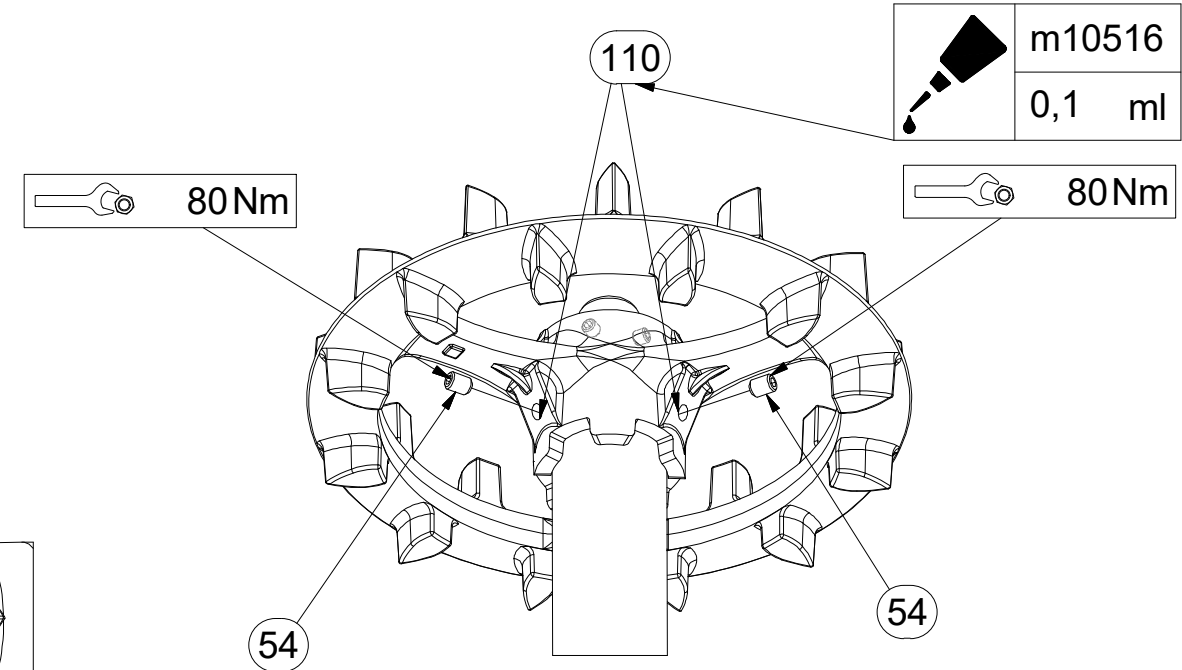
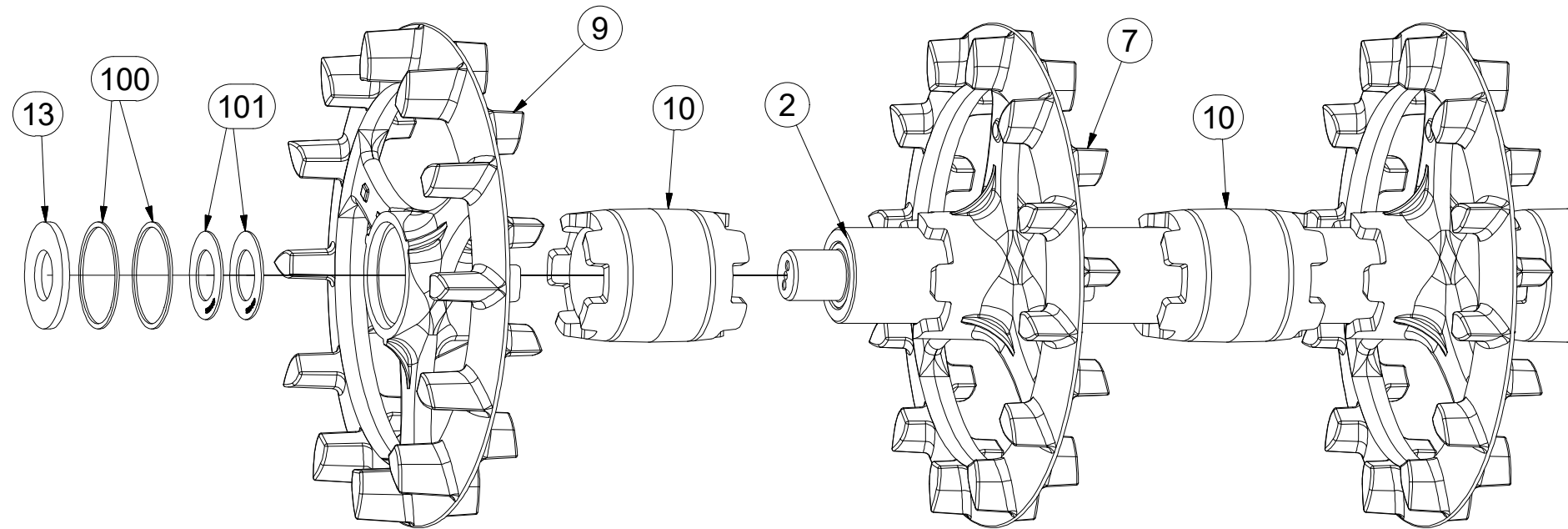
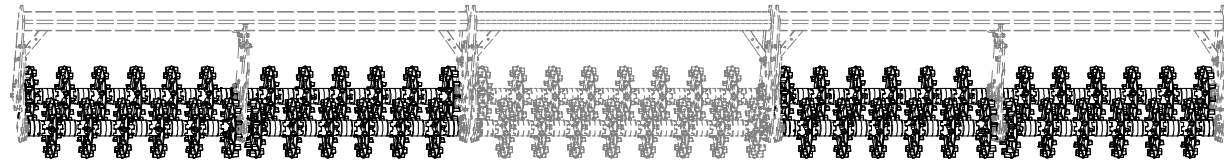


CZ SADA ZADNÍCH VÁLČŮ
 D SATZ HINTERE WALZEN
 F KIT DE ROULEAUX ARRIÈRE

GB SET OF REAR ROLLERS
 RU КОМПЛЕКТ ЗАДНИХ КАТКОВ
 PL ZESTAW TYLNYCH WAŁÓW



3012046



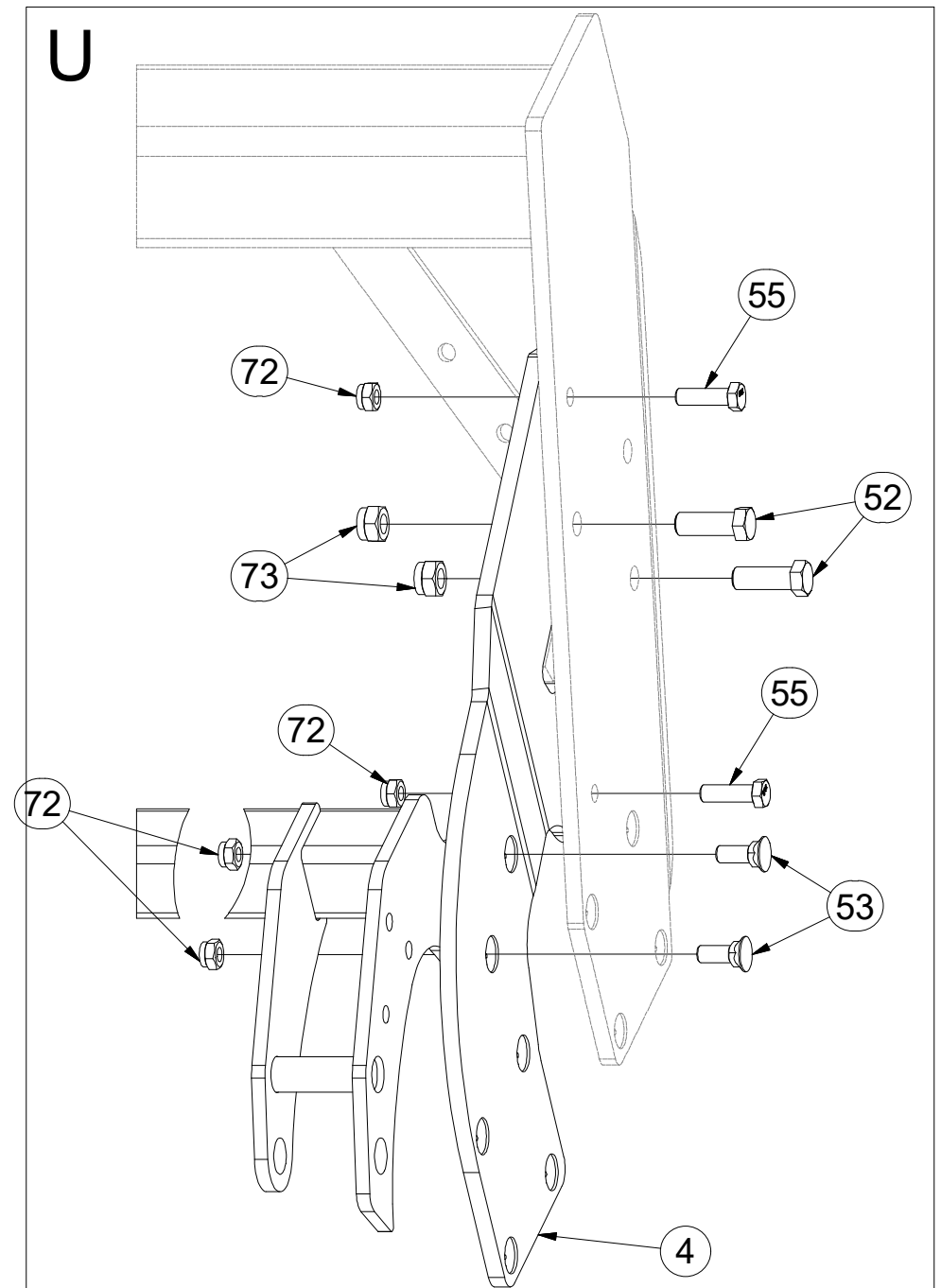
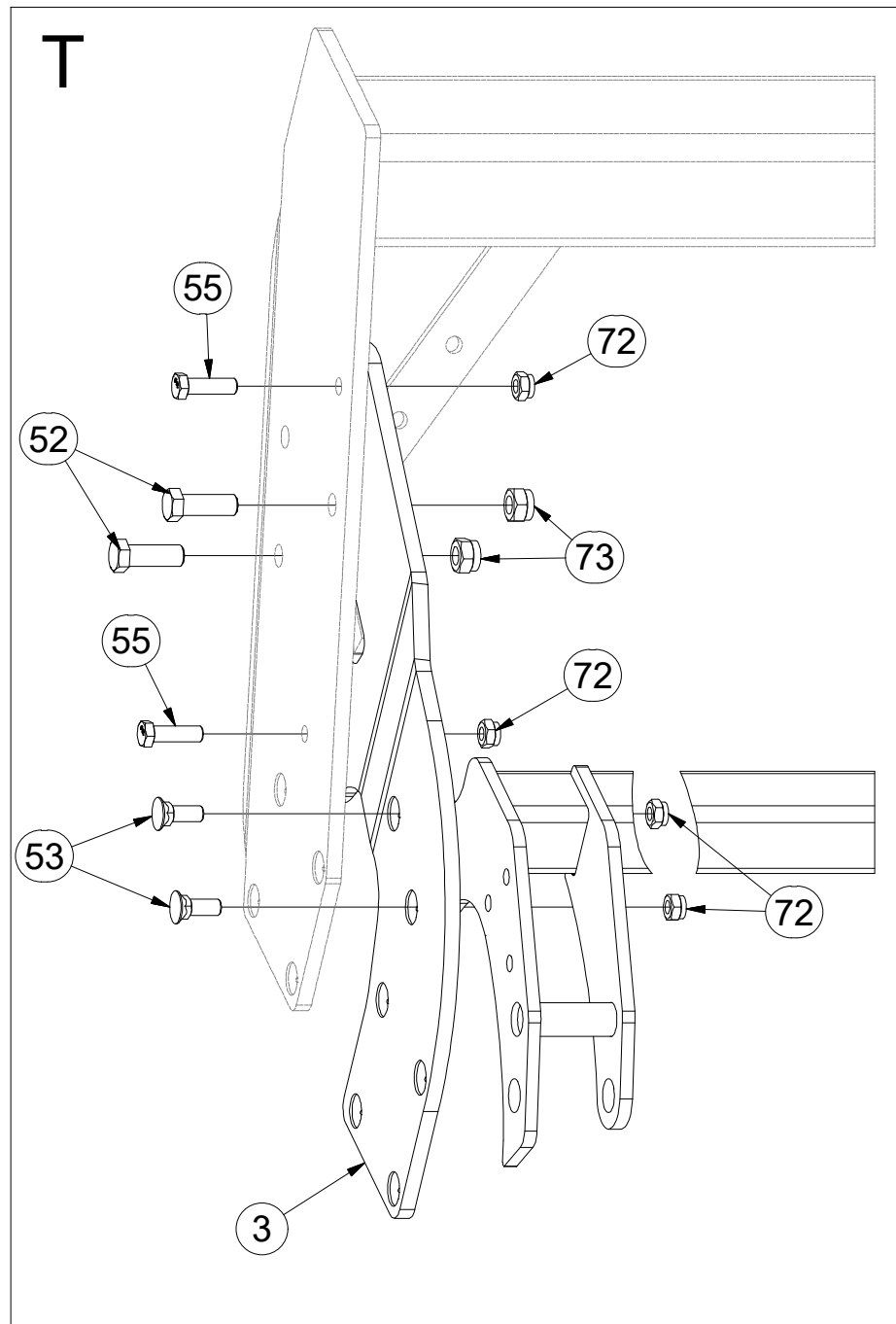
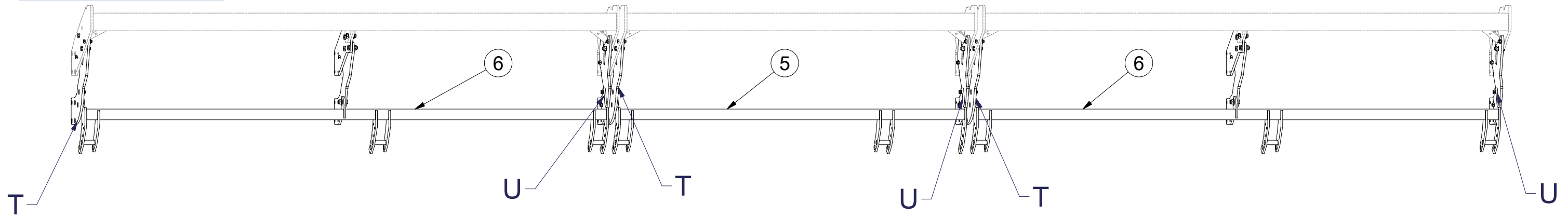
Pos.	Part Number	Pcs.	Pos.	Part Number	Pcs.
2	3011836	8	12	4013130	8
7	9002944	54	13	4016995	20
8	4009333	2	54	m13958	40
9	4009332	8	100	4010015	40
10	4018228	54	101	4024556	40
11	4013129	2	110	m10516	4

CZ SADA ZADNÍCH VÁLCŮ
 D SATZ HINTERE WALZEN
 F KIT DE ROULEAUX ARRIÈRE

GB SET OF REAR ROLLERS
 RU КОМПЛЕКТ ЗАДНИХ КАТКОВ
 PL ZESTAW TYLNYCH WAŁÓW



3012046



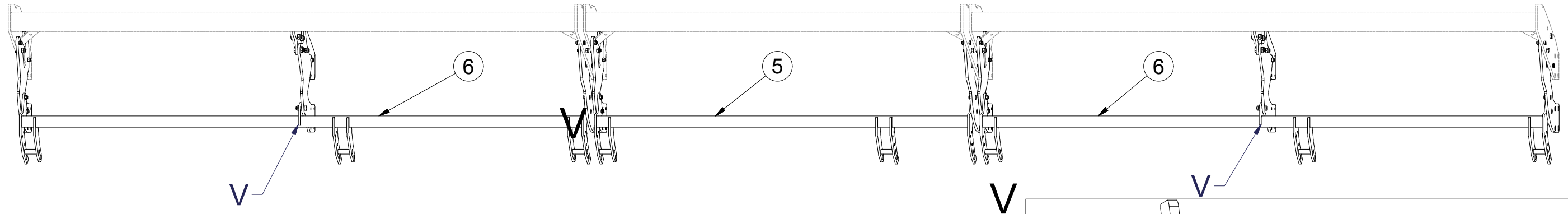
Pos.	Part Number	Pcs.
3	3009428	3
4	3009429	3
5	3006307	1
6	3012077	2
52	m02254	14
53	m13778	12
55	m15618	14
72	m04301	26
73	m03683	38

(CZ) SADA ZADNÍCH VÁLCŮ
 (D) SATZ HINTERE WALZEN
 (F) KIT DE ROULEAUX ARRIÈRE

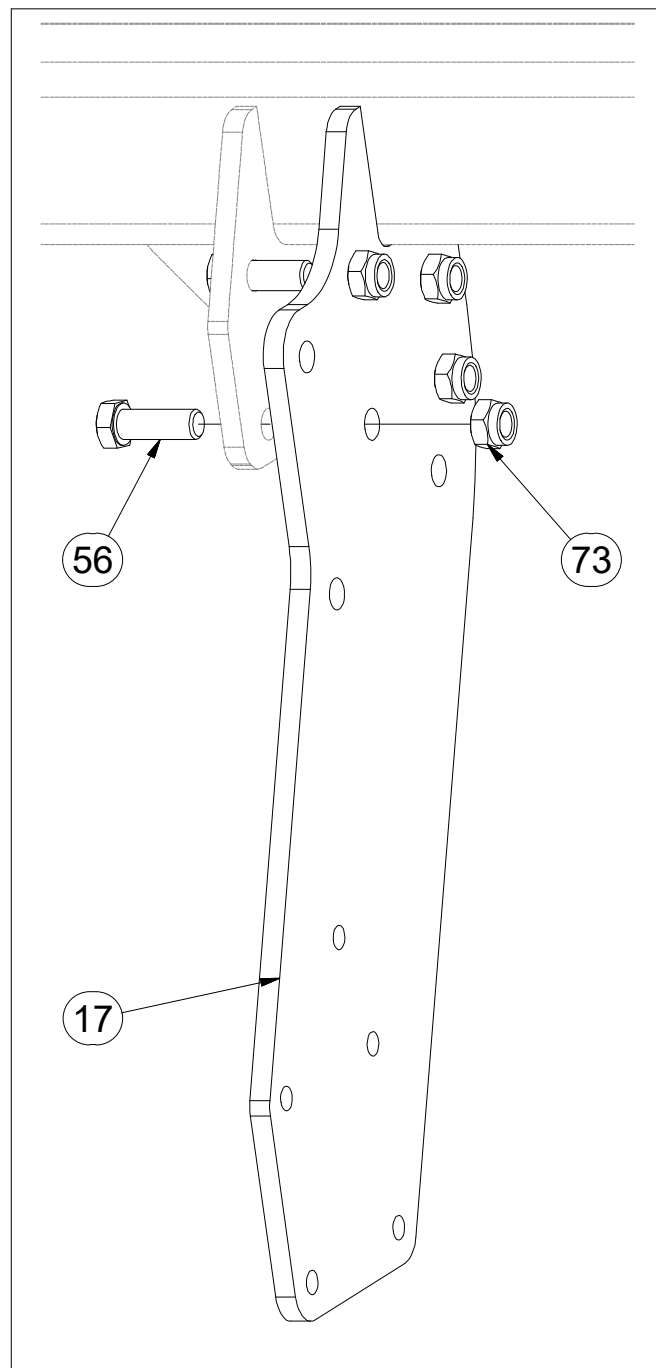
(GB) SET OF REAR ROLLERS
 (RU) КОМПЛЕКТ ЗАДНИХ КАТКОВ
 (PL) ZESTAW TYLNYCH WAŁÓW



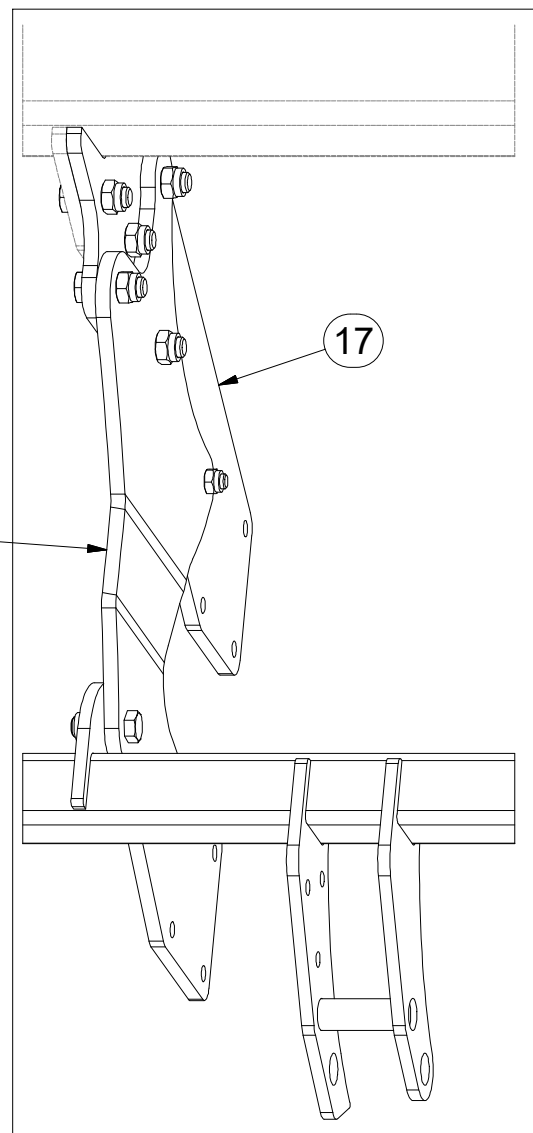
3012046



1.

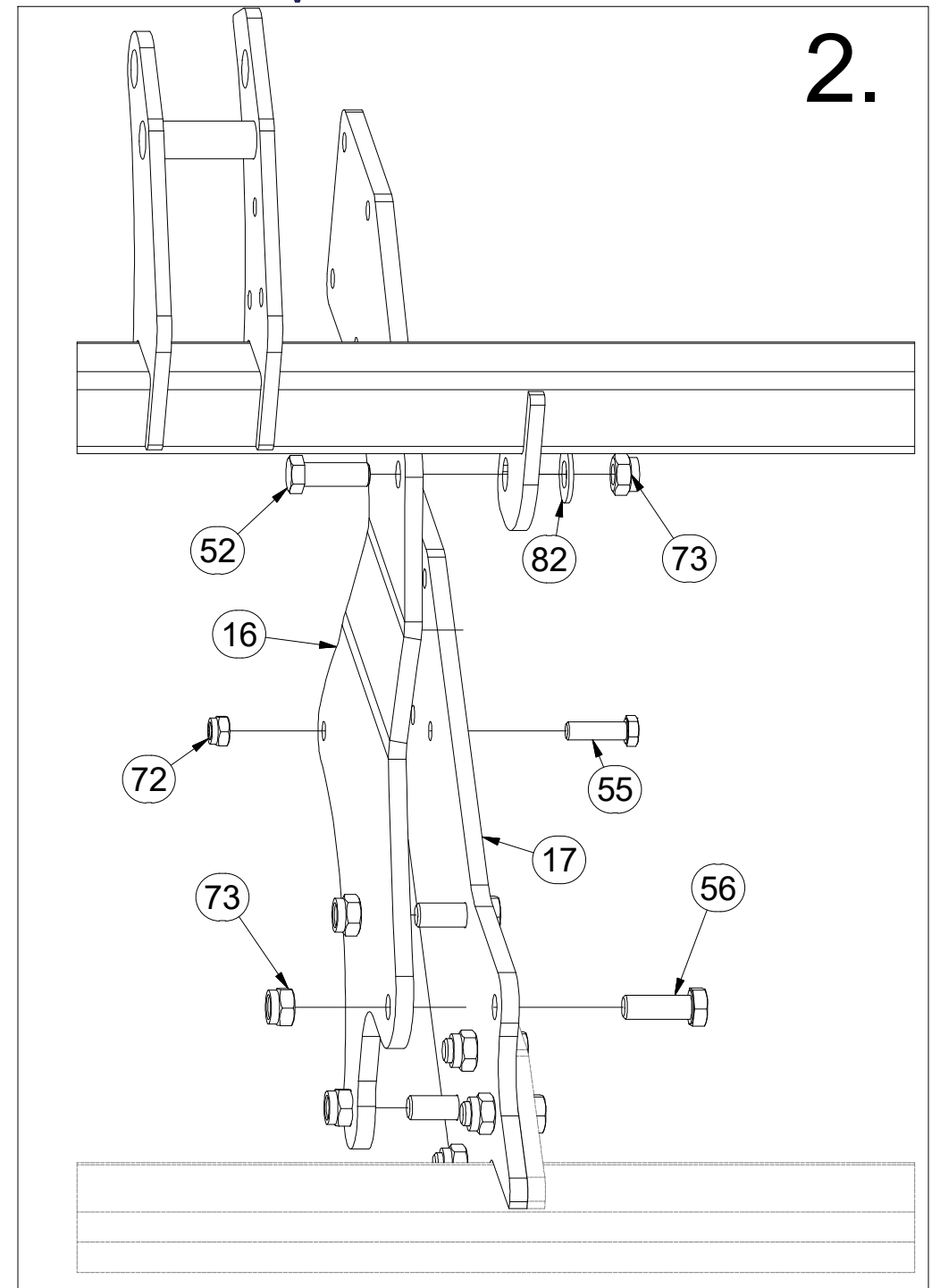


V



Pos.	Part Number	Pcs.
5	3006307	1
6	3012077	2
16	3009922	2
17	4019752	2
52	m02254	14
55	m15618	14
56	4013140	14
72	m04301	26
73	m03683	38
82	m05651	22

2.

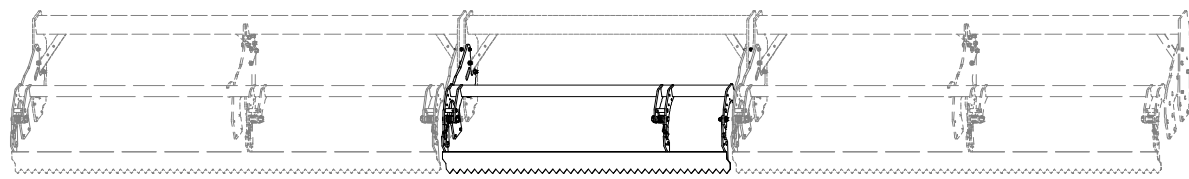


- Ⓒ SADA ZADNÍCH VÁLCŮ
- Ⓓ SATZ HINTERE WALZEN
- Ⓕ KIT DE ROULEAUX ARRIÈRE

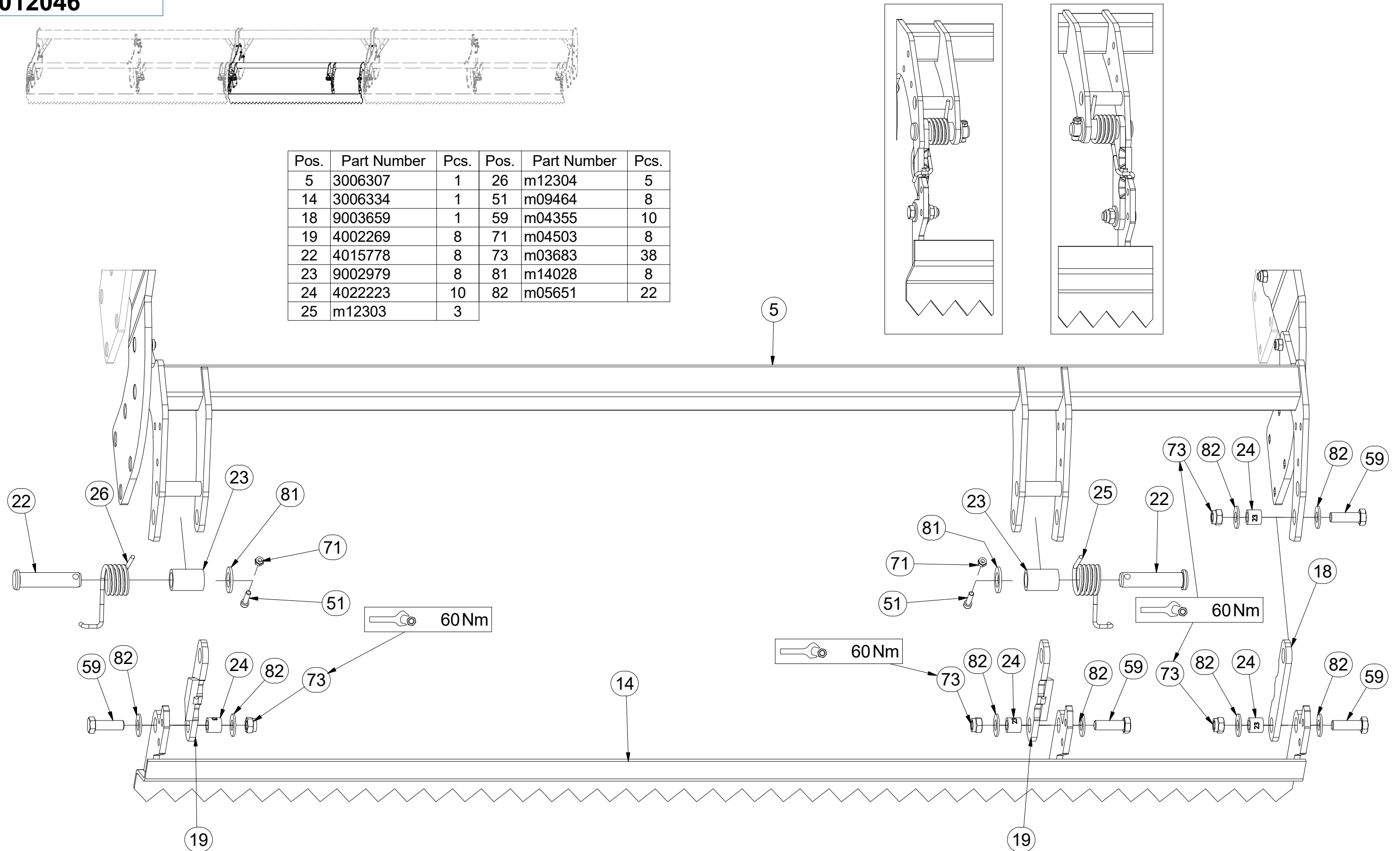
- Ⓖ SET OF REAR ROLLERS
- Ⓡ КОМПЛЕКТ ЗАДНИХ КАТКОВ
- Ⓟ ZESTAW TYLNYCH WAŁÓW



3012046



Pos.	Part Number	Pcs.	Pos.	Part Number	Pcs.
5	3006307	1	26	m12304	5
14	3006334	1	51	m09464	8
18	9003659	1	59	m04355	10
19	4002269	8	71	m04503	8
22	4015778	8	73	m03683	38
23	9002979	8	81	m14028	8
24	4022223	10	82	m05651	22
25	m12303	3			

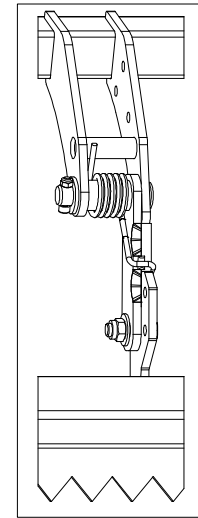
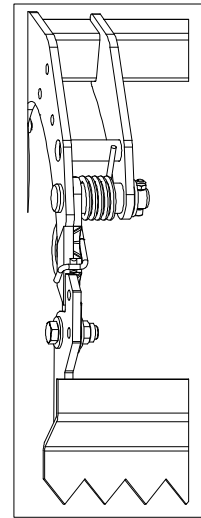
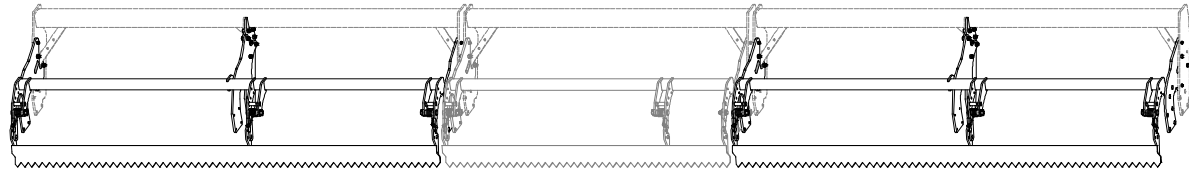


- Ⓒ SADA ZADNÍCH VÁLCŮ
- Ⓓ SATZ HINTERE WALZEN
- Ⓕ KIT DE ROULEAUX ARRIÈRE

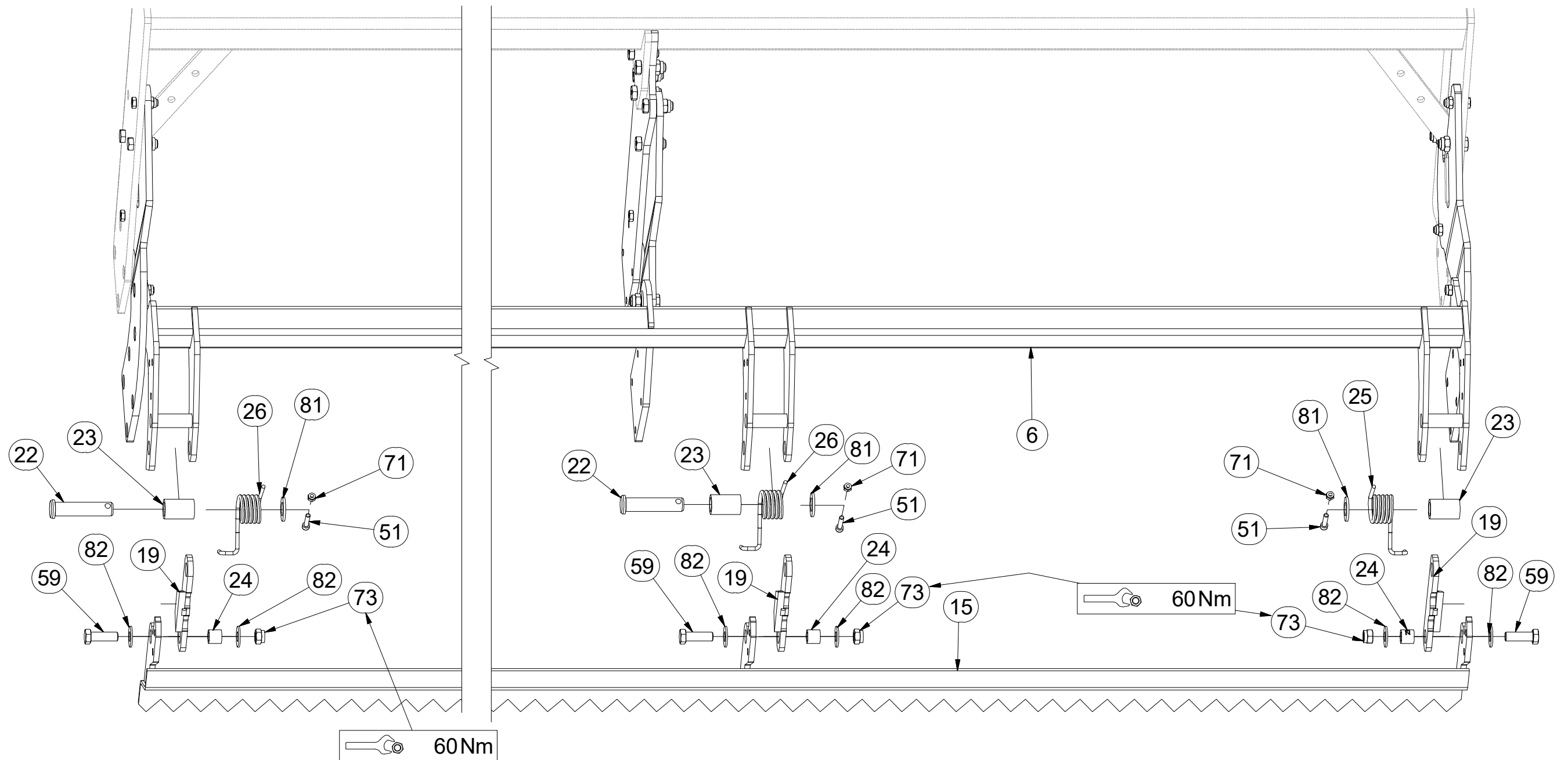
- Ⓖ SET OF REAR ROLLERS
- Ⓡ КОМПЛЕКТ ЗАДНИХ КАТКОВ
- Ⓟ ZESTAW TYLNYCH WAŁÓW



3012046



Pos.	Part Number	Pcs.	Pos.	Part Number	Pcs.
6	3012077	2	26	m12304	5
15	3012078	2	51	m09464	8
19	4002269	8	59	m04355	10
22	4015778	8	71	m04503	8
23	9002979	8	73	m03683	38
24	4022223	10	81	m14028	8
25	m12303	3	82	m05651	22



ⒸZ SADA DORAZŮ ZADNÍCH SMYKŮ

Ⓓ ANSCHLAGSATZ FÜR HINTERE ACKERSCHLEPPEN

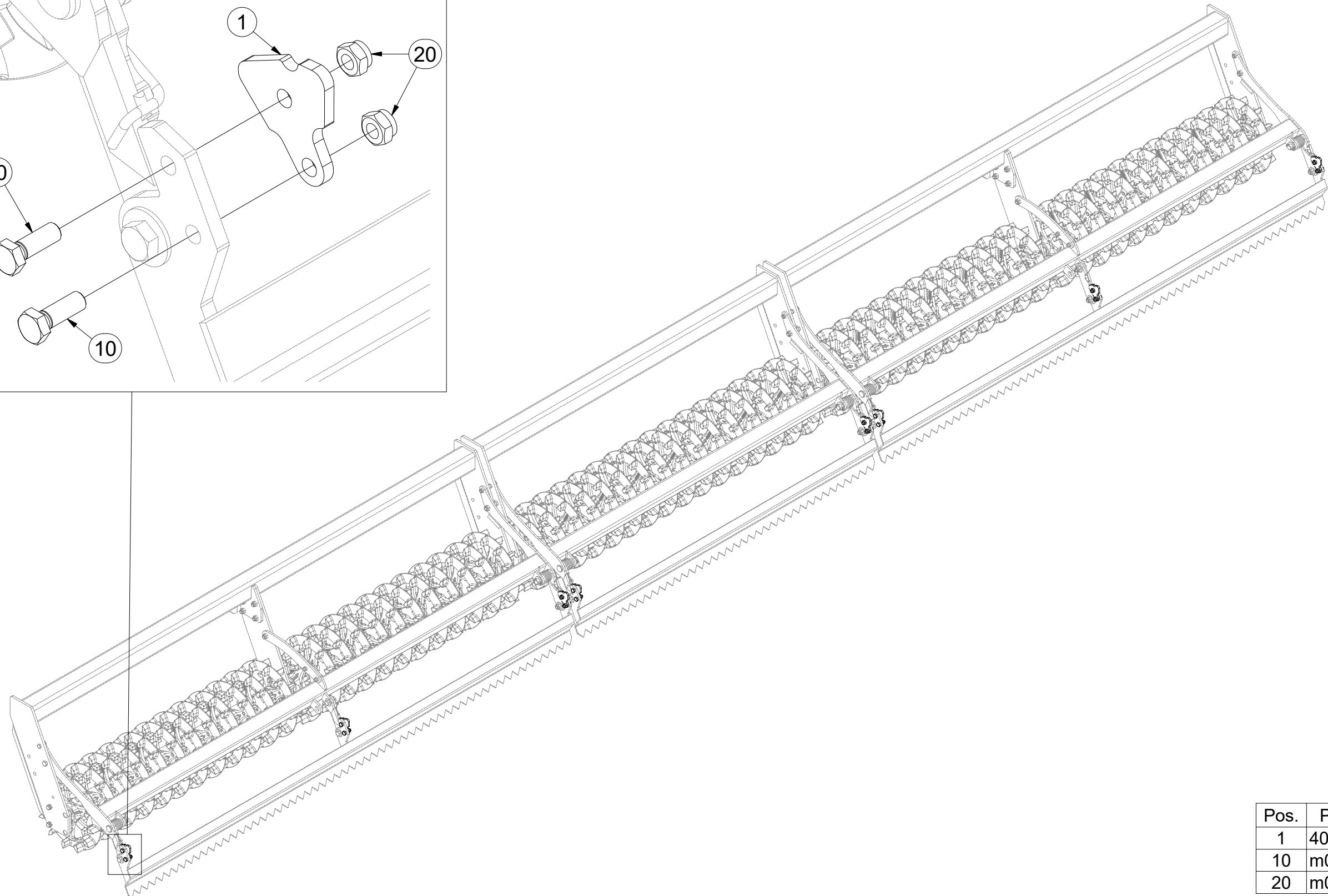
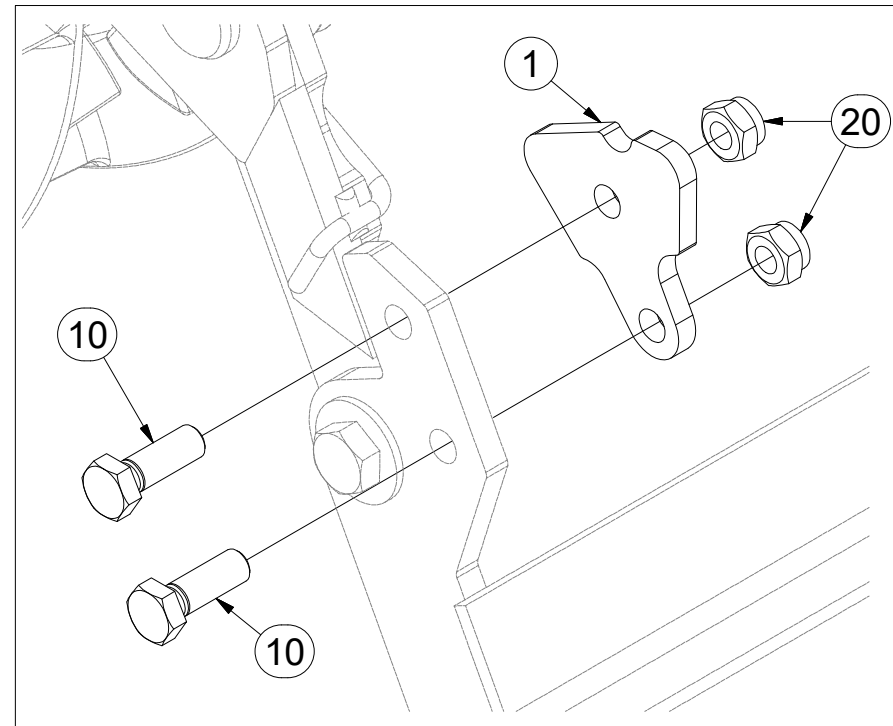
Ⓕ KIT DE BUTÉES DES NIVELEURS ARRIÈRE

3006131

ⒼB SET OF REAR LEVELLING BAR STOPS

ⓇU КОМПЛЕКТ УПОРОВ ЗАДНИХ БОРОН

ⓅL ZESTAW DOCISKÓW TYLNYCH WŁÓK



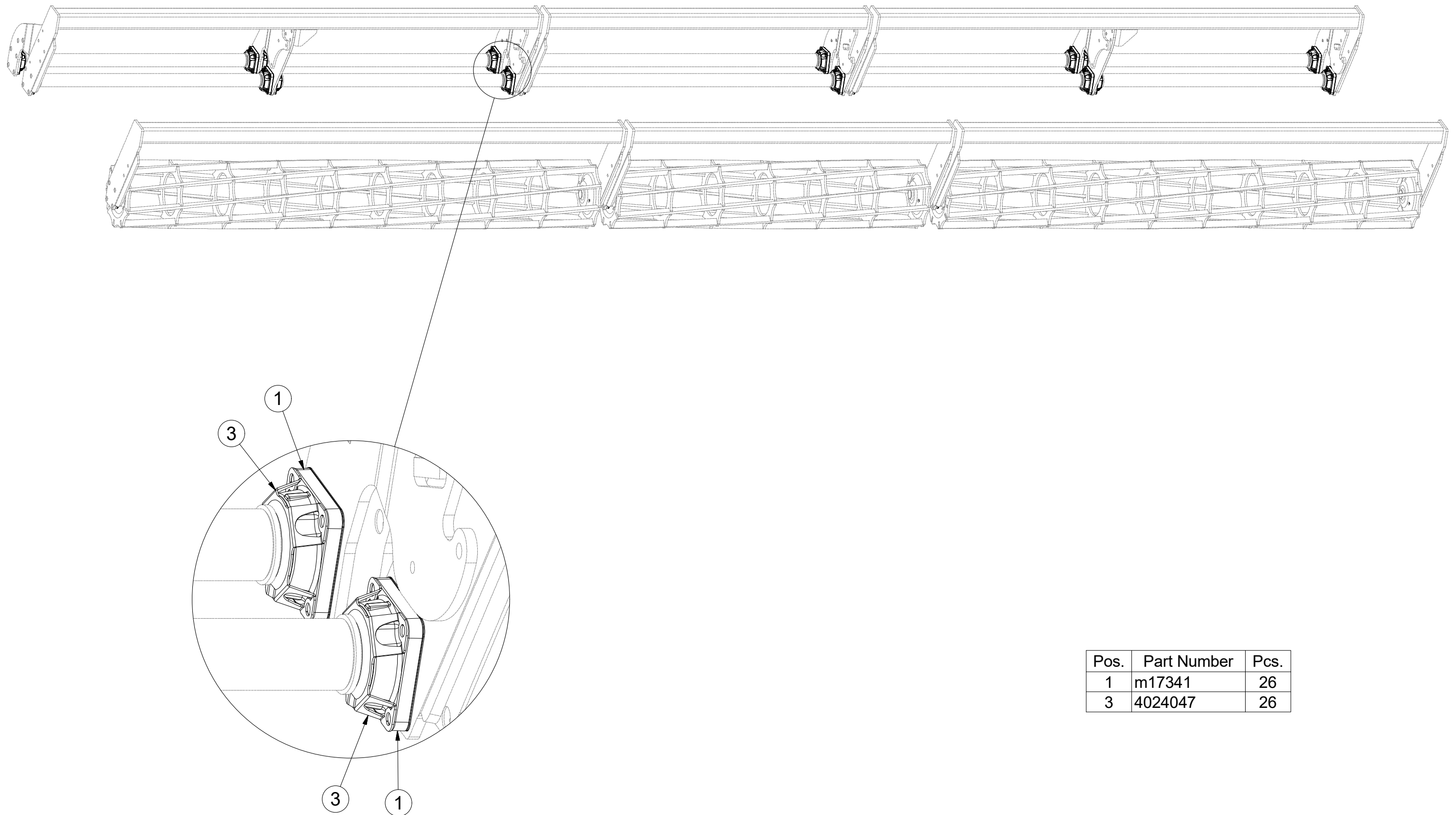
Pos.	Part Number	Pcs.
1	4009757	8
10	m04343	16
20	m04301	16

CZ SADA LOŽISEK
 D LAGERSATZ
 F KIT DE ROULEMENTS

GB SET OF BEARINGS
 RU КОМПЛЕКТ ПОДШИПНИКОВ
 PL ZESTAW ŁOŻYSK



3011892



Pos.	Part Number	Pcs.
1	m17341	26
3	4024047	26

ⒸZ SADA LOŽISEK

Ⓓ LAGERSATZ

Ⓕ KIT DE ROULEMENTS

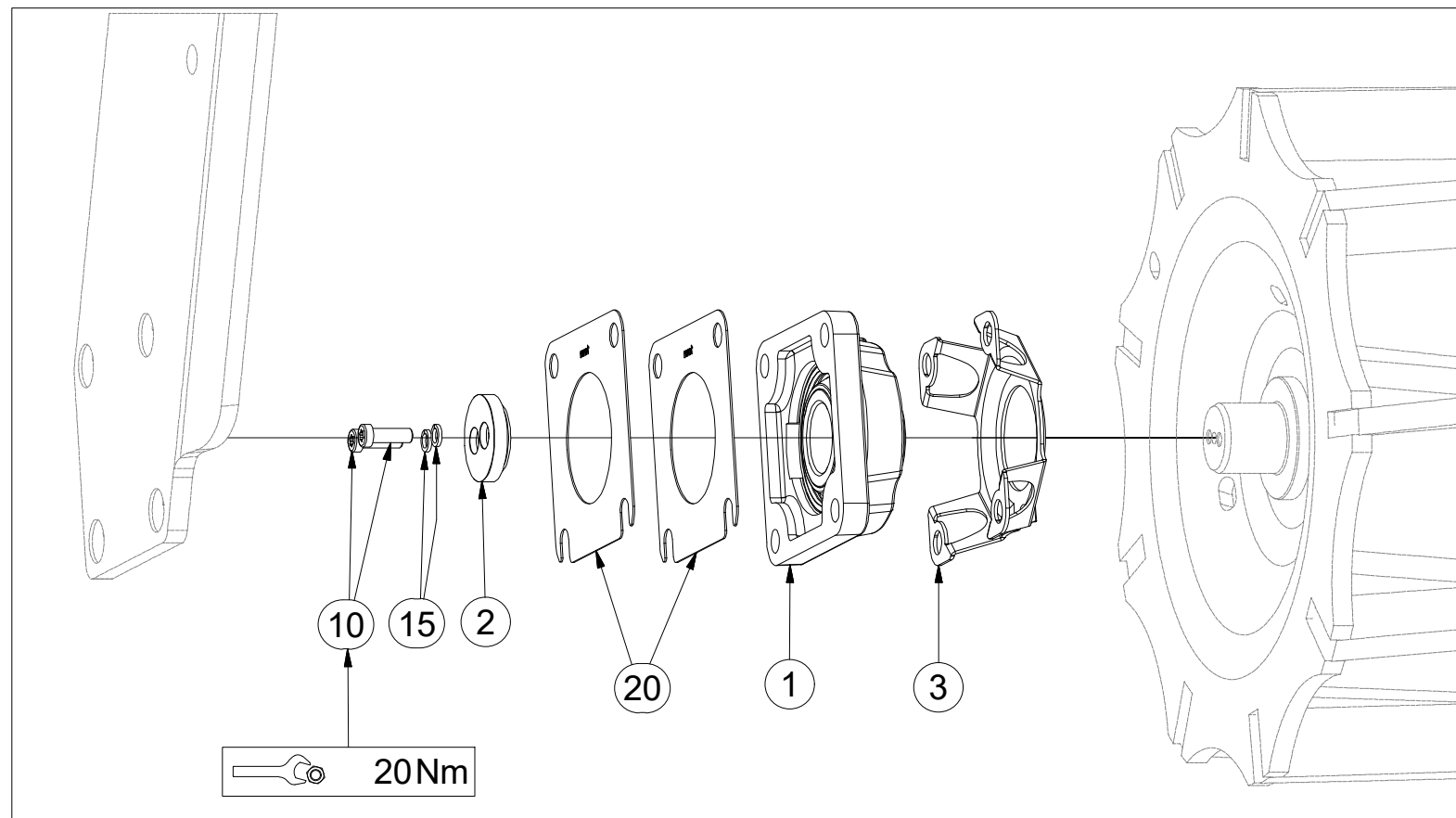
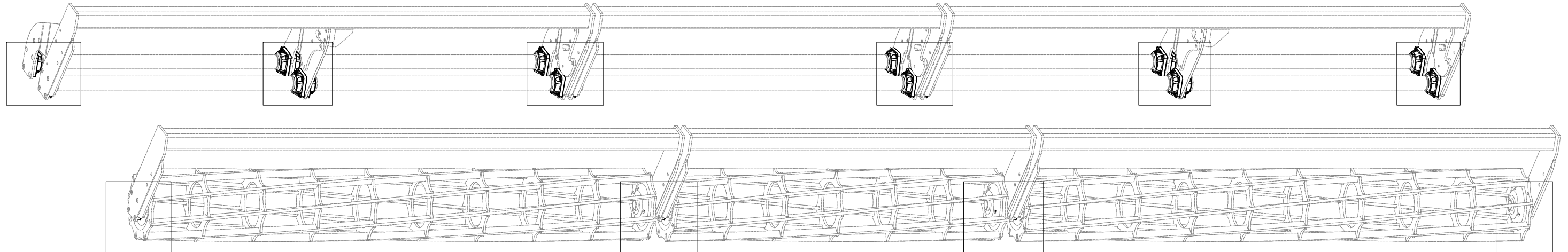
ⒼB SET OF BEARINGS

ⓇU КОМПЛЕКТ ПОДШИПНИКОВ

ⓅL ZESTAW ŁOŻYSK



3011892



Pos.	Part Number	Pcs.
1	m17341	26
2	4024753	26
3	4024047	26
10	m18858	52
15	m01202	52
20	4016809	52

ⒸZ SADA NÁPRAVY

Ⓓ SATZ AUFHÄNGUNG

Ⓕ KIT DE L'ESSIEU

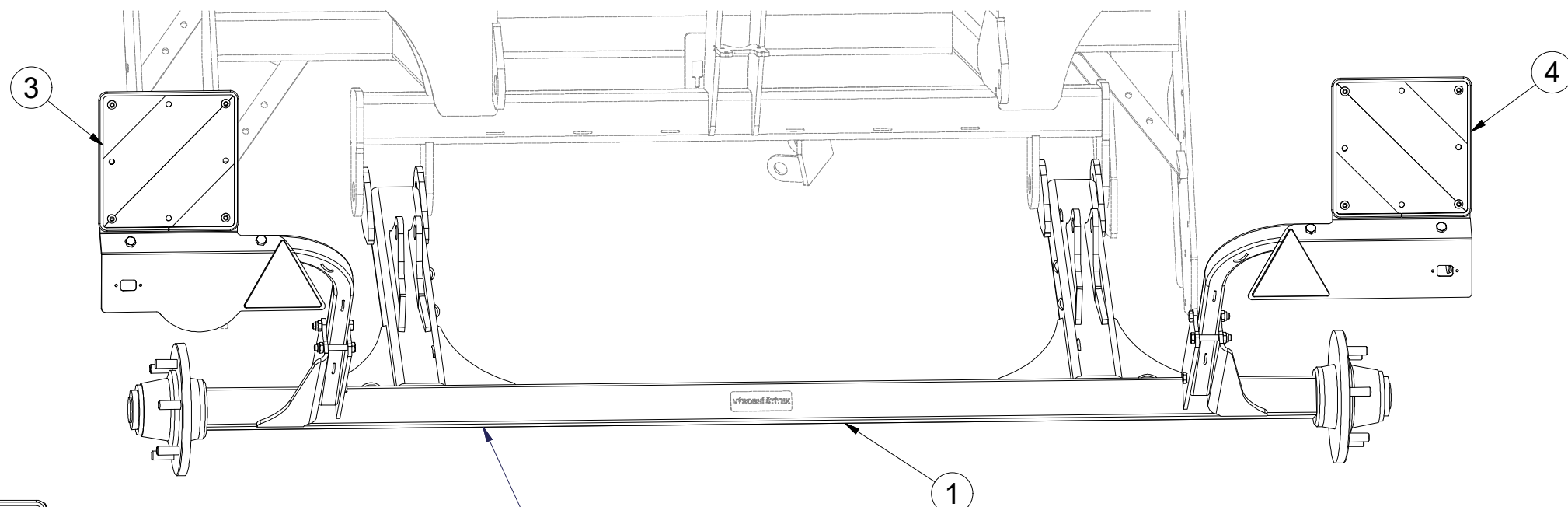
ⒸGB AXLE SET

ⒸRU КОМПЛЕКТ ОСИ КОЛЁС

ⒸPL ZESTAW OSI

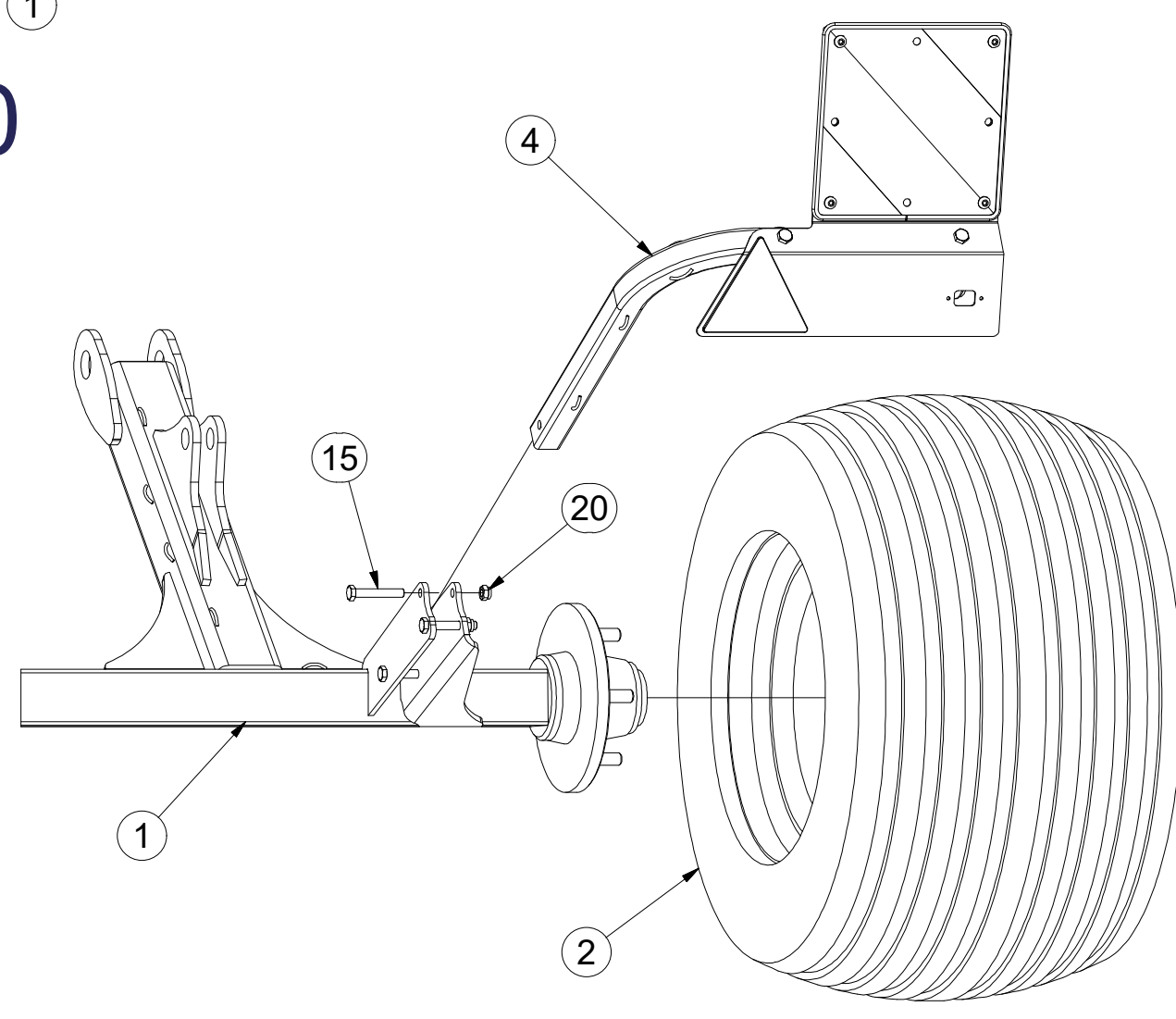
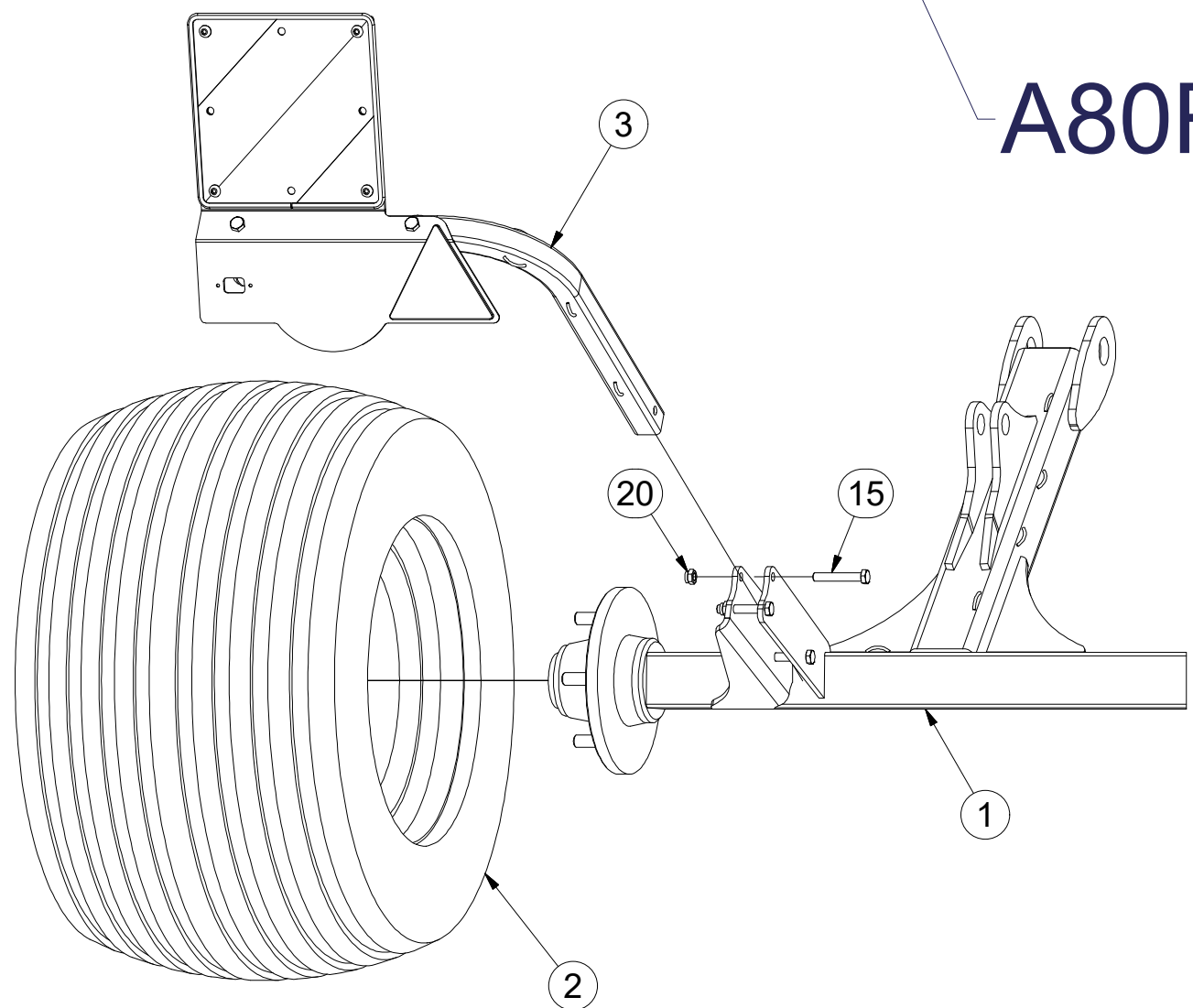


3012633



Pos.	Part Number	Pcs.
1	3012632	1
2	m11625	2
3	3012367	1
4	3012389	1
15	m12493	6
20	m04301	6

A80RM60



Ⓒ NÁPRAVA

Ⓓ ACHSE

Ⓕ ESSIEU

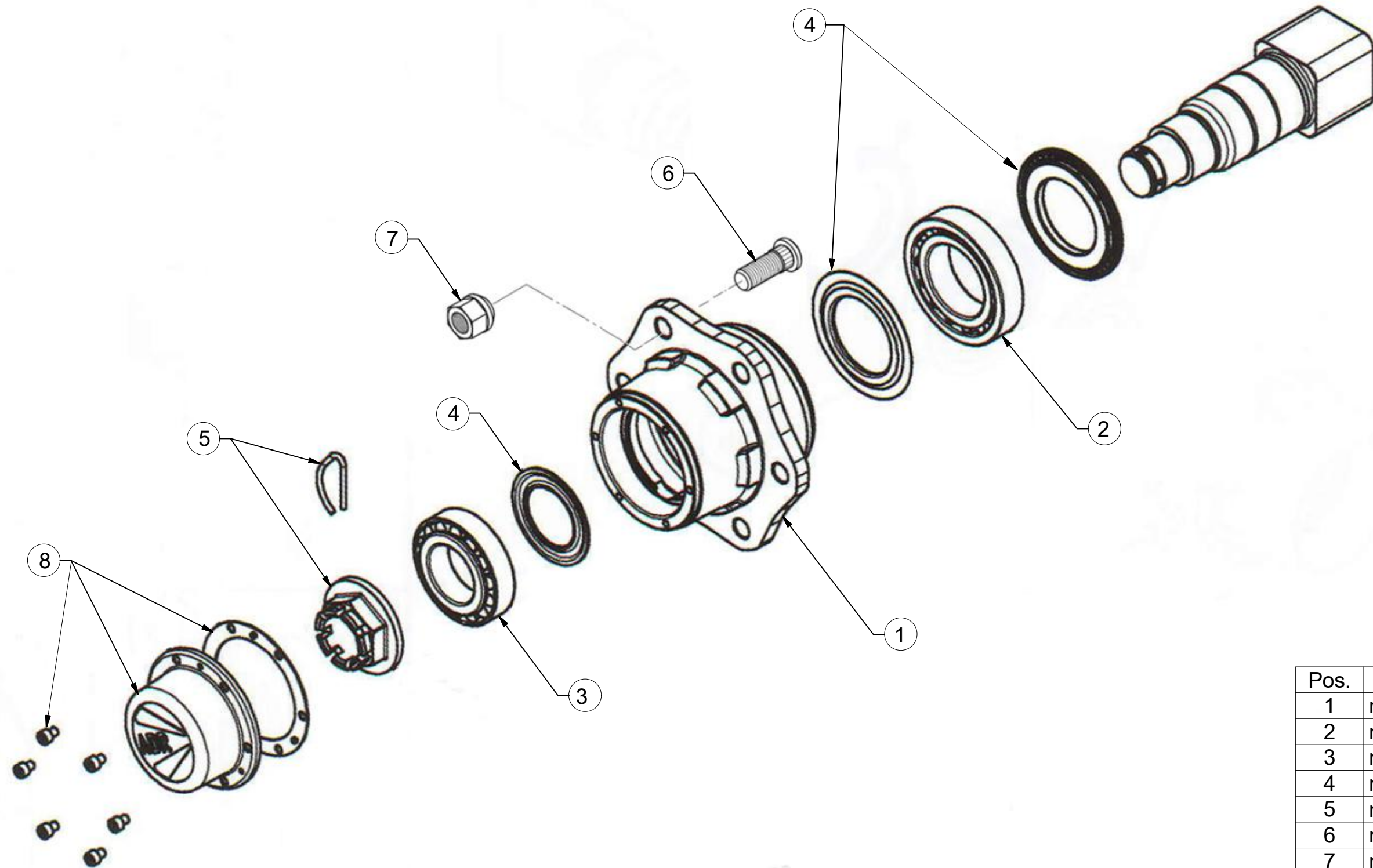
Ⓖ AXLE

Ⓡ OCB

Ⓟ OS



A80RM600



Pos.	Part Number	Pcs.
1	m12567	2
2	m07153	2
3	m07154	2
4	m12565	2
5	m08168	2
6	m08148	12
7	m08163	12
8	m12566	2

Ⓒ SADA NÁPRAVY

Ⓓ SATZ AUFHÄNGUNG

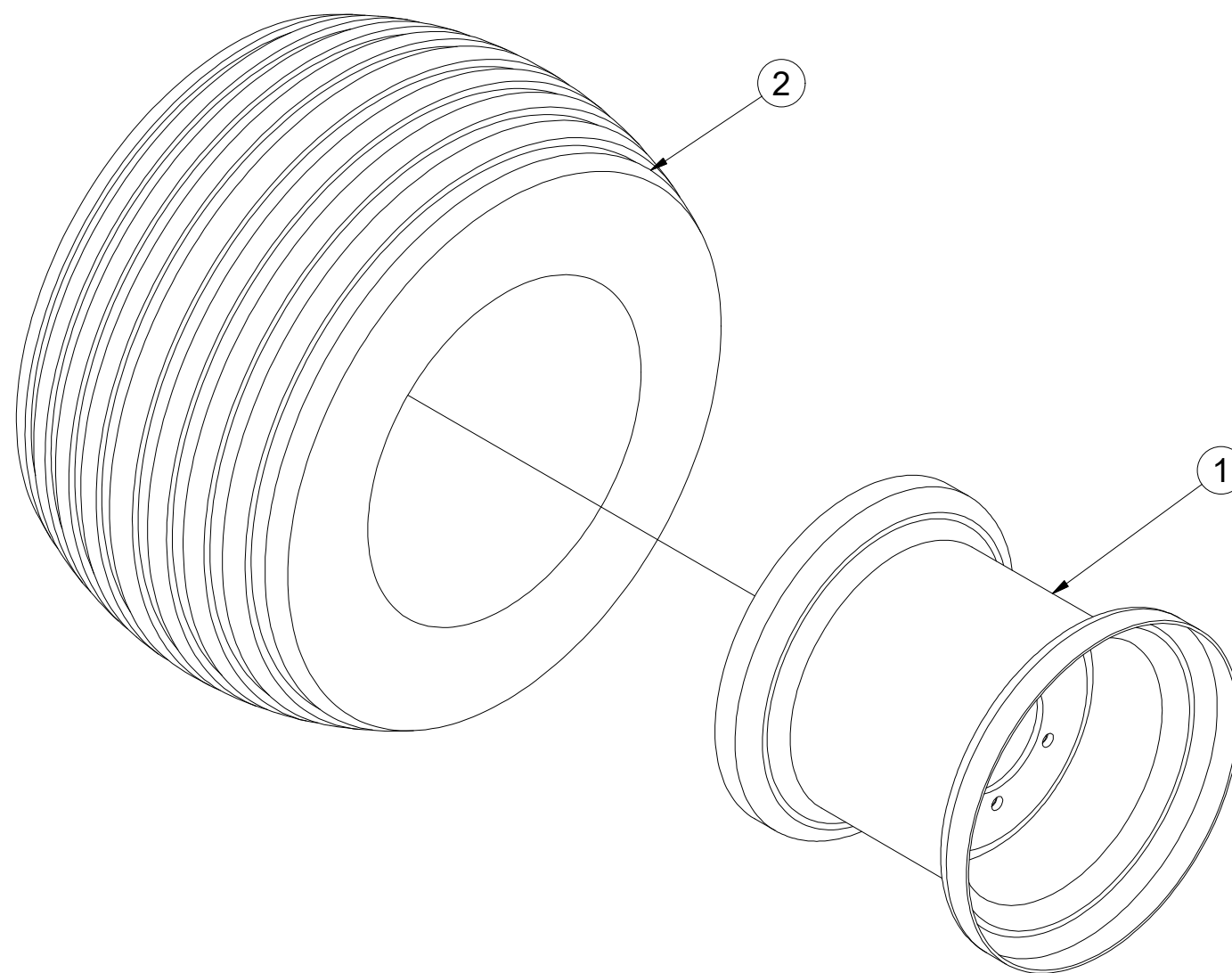
Ⓕ KIT DE L'ESSIEU

m11625

Ⓖ AXLE SET

Ⓡ КОМПЛЕКТ ОСИ КОЛЁС

Ⓢ ZESTAW OSI



Pos.	Part Number	Pcs.
1	m13089	1
2	m07707	1

ⒸZ TERČ ZADNÍ LEVÝ

Ⓓ SCHILD, HINTERES, LINKES

Ⓕ CIBLE ARRIÈRE GAUCHE

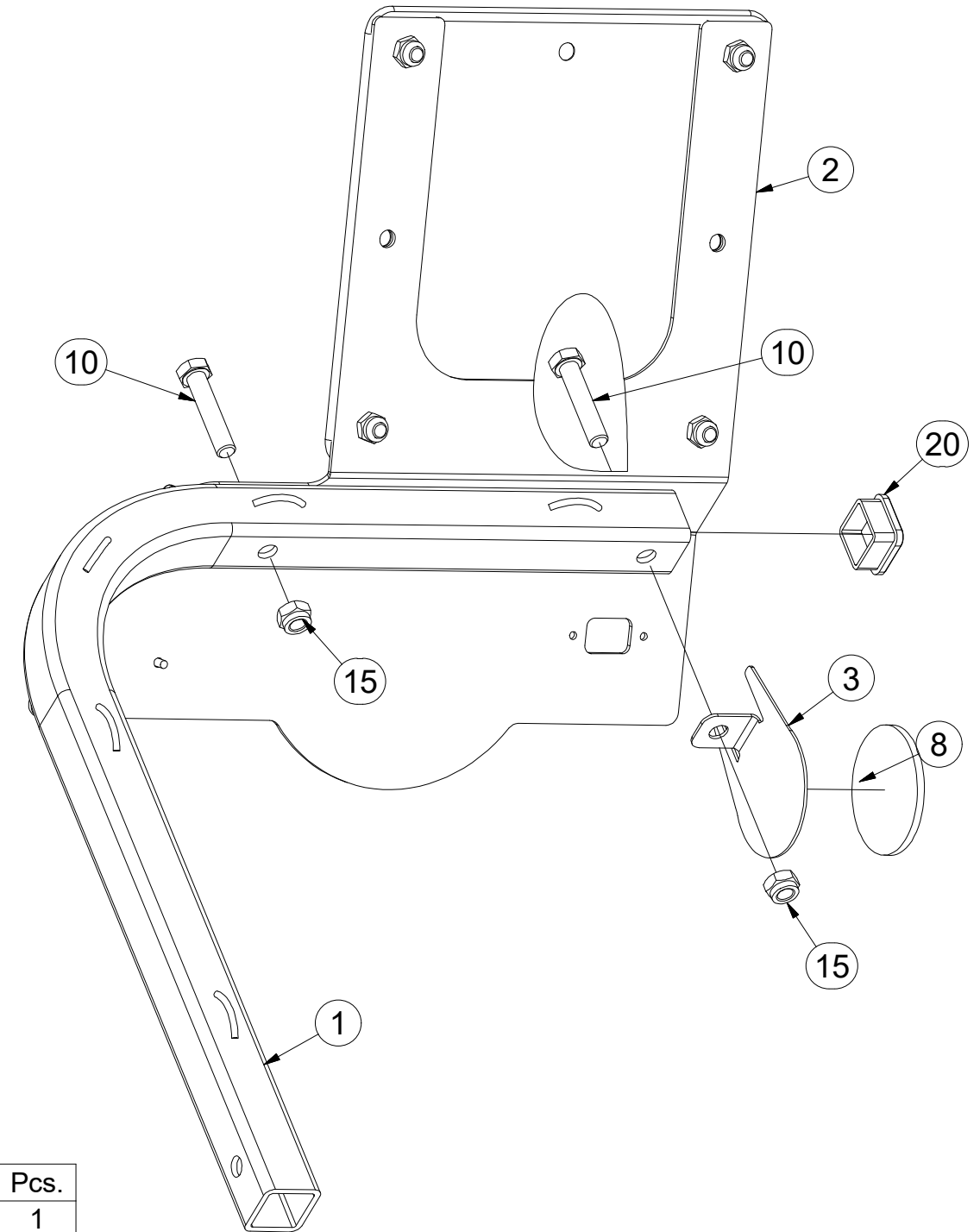
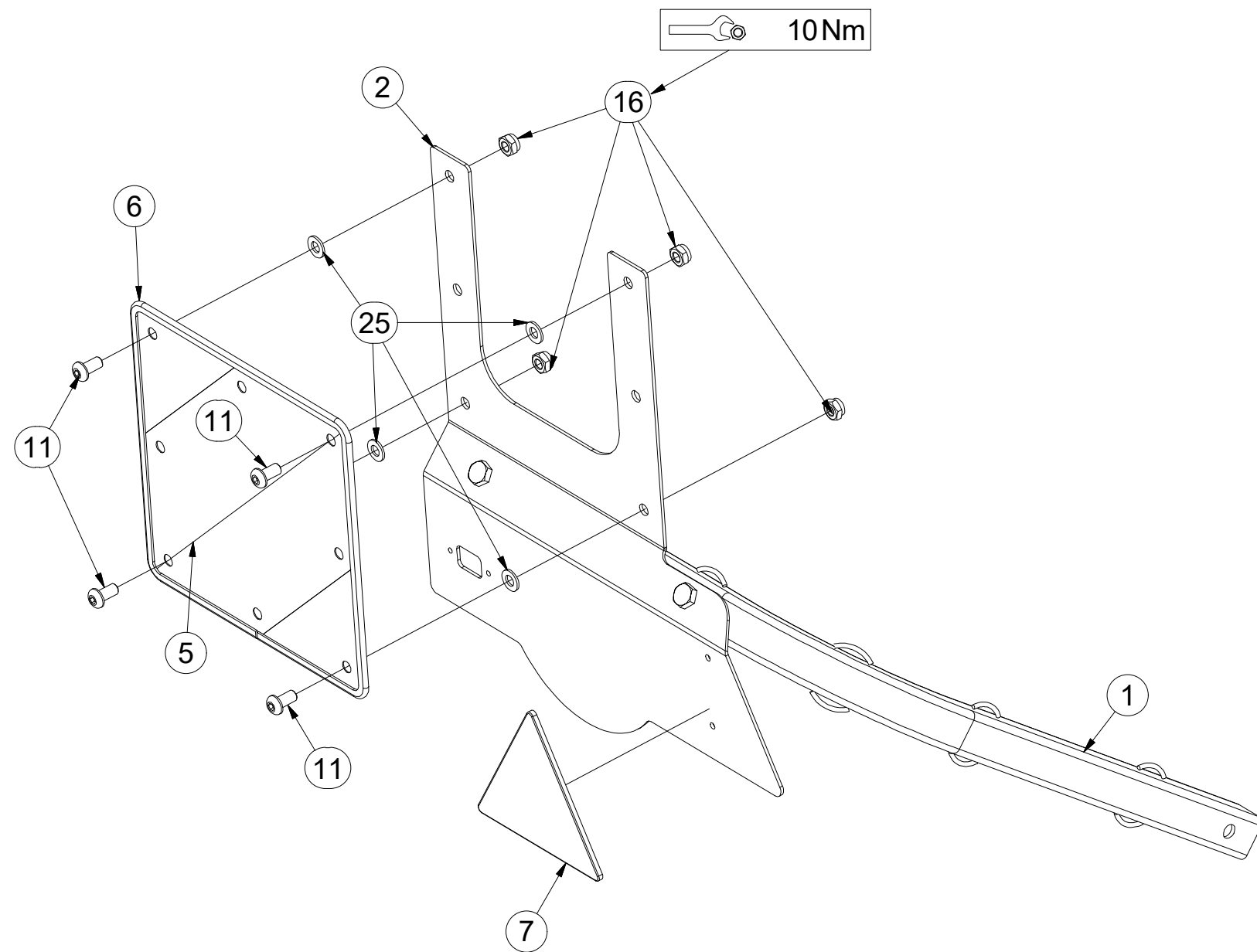
ⒼB LEFT REAR DISC

ⒶRU ЩИТОК ЗАДНИЙ ЛЕВЫЙ

ⒶPL TARCZA TYLNA LEWA



3012367



Pos.	Part Number	Pcs.	Pos.	Part Number	Pcs.
1	3012364	1	8	m02579	1
2	3012365	1	10	m01131	2
3	4024926	1	11	m16637	4
5	m18855	1	15	m04301	2
6	9005707	1	16	m03775	4
7	m02497	1	20	m12689	1
			25	m01209	4

ⒸZ TERČ ZADNÍ PRAVÝ

Ⓓ SCHILD, HINTERES, RECHTES

Ⓕ CIBLE ARRIÈRE DROITE

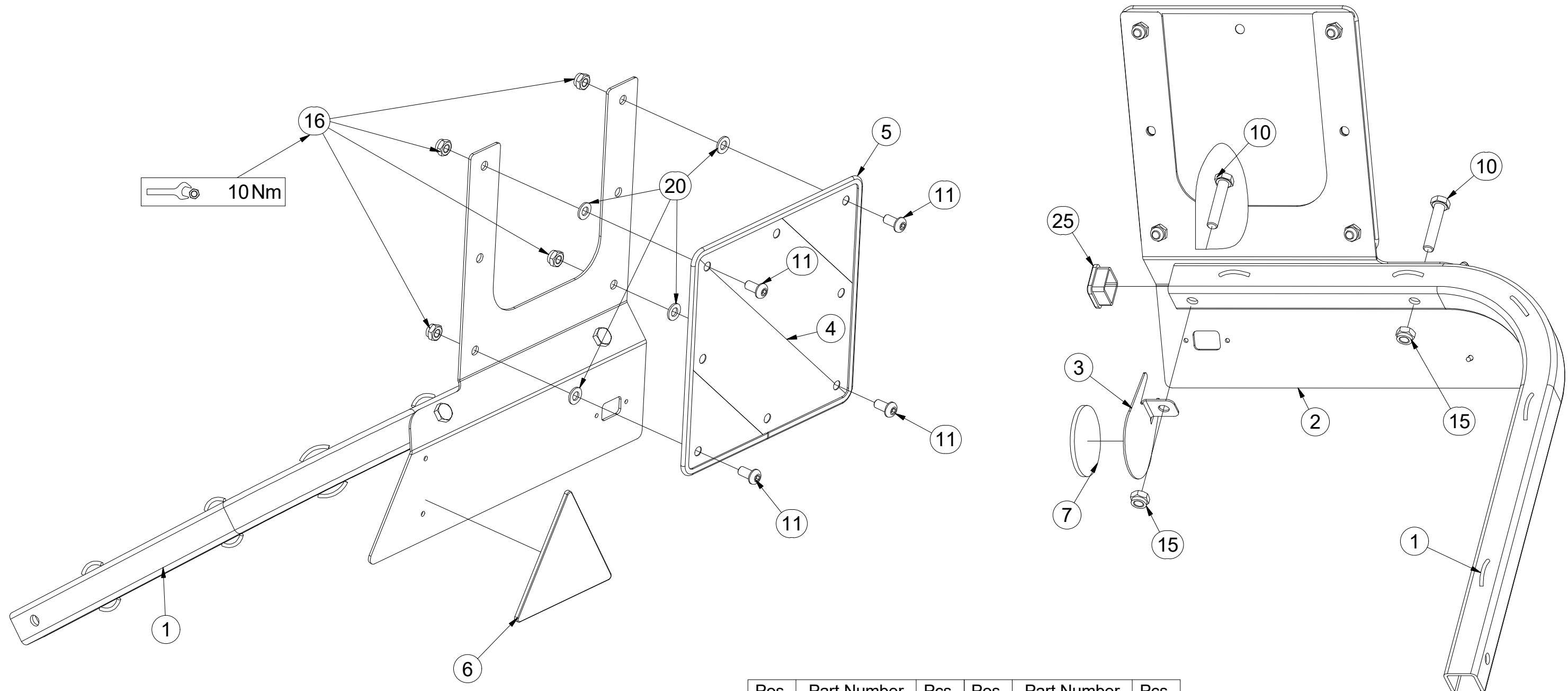
ⒼB RIGHT REAR DISC

ⒶU ЩИТОК ЗАДНИЙ ПРАВЫЙ

ⒶL TARCZA TYLNA PRAWA



3012389



Pos.	Part Number	Pcs.	Pos.	Part Number	Pcs.
1	3012364	1	7	m02579	1
2	3012390	1	10	m01131	2
3	4024926	1	11	m16637	4
4	m18855	1	15	m04301	2
5	9005707	1	16	m03775	4
6	m02497	1	20	m01209	4
			25	m12689	1

Ⓒ CZ SOUPRAVA TĚSNIVA PÍSTNIC

Ⓓ D KOLBENSTANGENDICHTUNGSMITTELSATZ

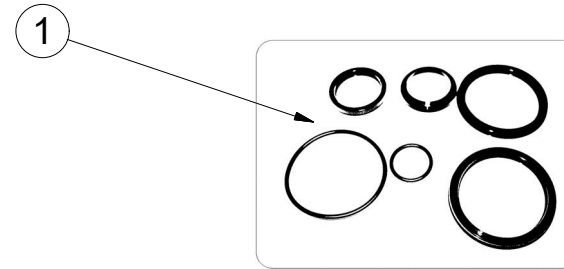
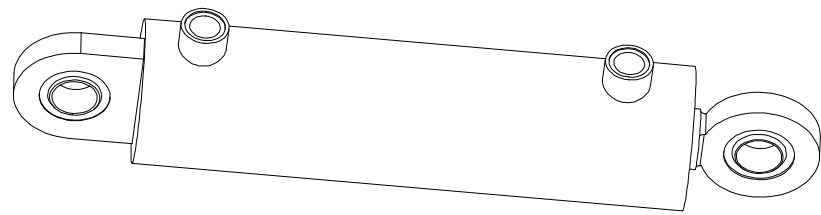
Ⓕ F SET DE GARNITURE DES TIGES DE PISTON

Ⓖ GB SEALING SET FOR PISTON RODS

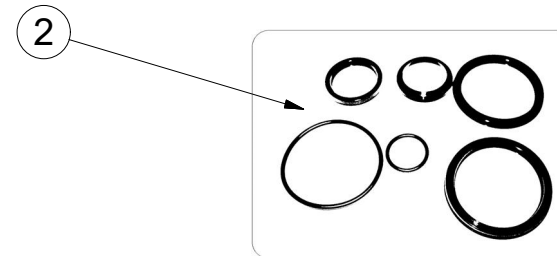
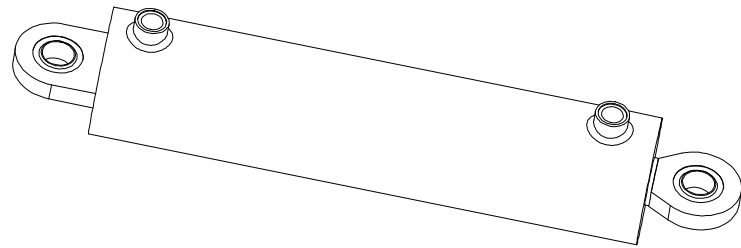
Ⓔ RU КОМПЛЕКТ ПРОКЛАДОК ЦИЛИНДРОВ

Ⓟ PL ZESTAW USZCZELEK TRZPIENIA TŁOKA

Farmet



9000247 - $\varnothing 80/\varnothing 40-250$		
Pos	Part number	Pcs
1	m03528	2



9002967 - $\varnothing 100/\varnothing 45-400$		
Pos	Part number	Pcs
2	m05504	2

Ⓒ SVĚTELNÁ SADA

Ⓓ LEUCHTENSATZ

Ⓕ KIT LUMINEUX

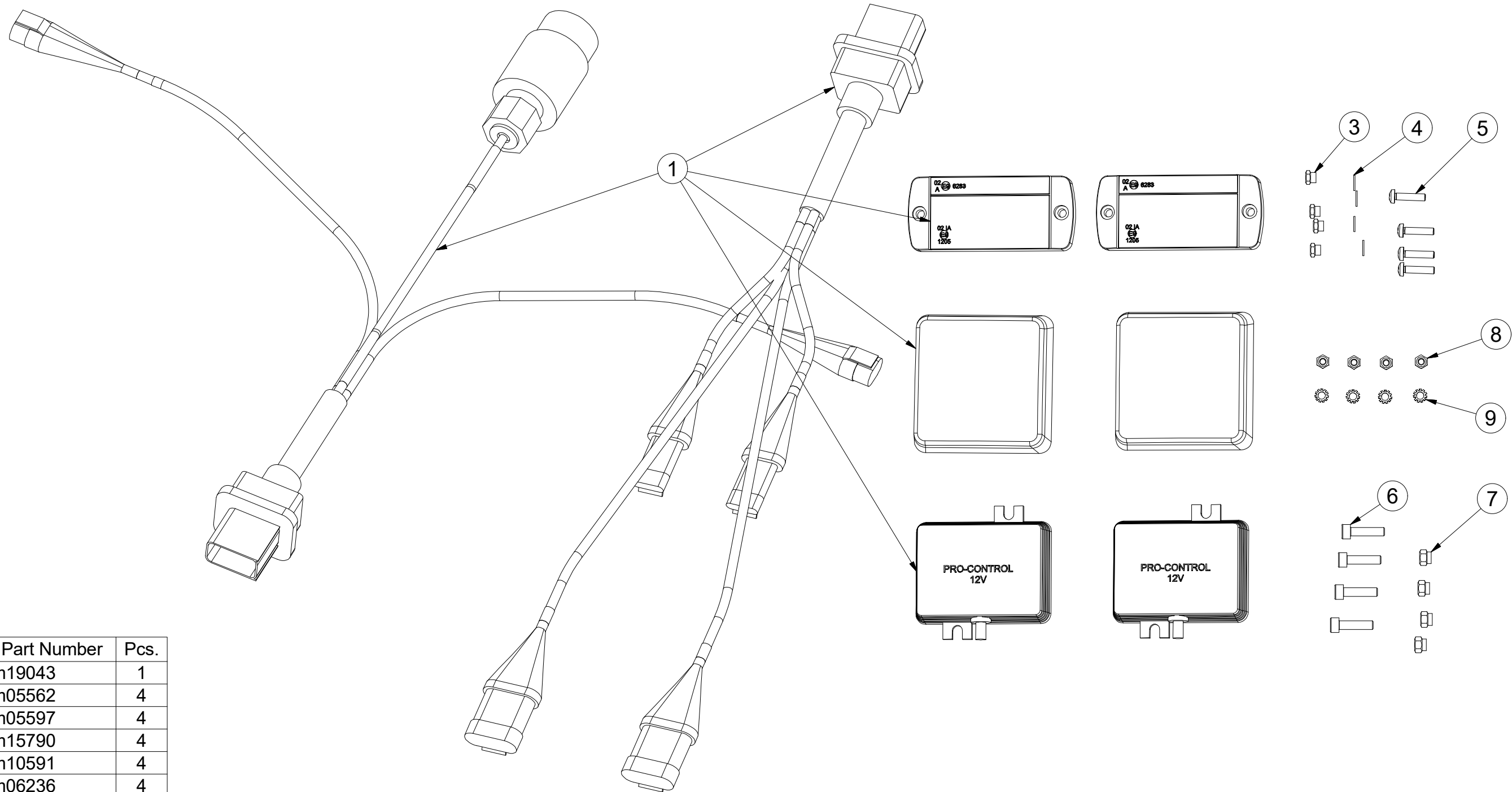
Ⓖ LIGHTING SET

Ⓡ ОСВЕТИТЕЛЬНЫЙ КОМПЛЕКТ

Ⓟ ZESTAW OŚWIETLENIA



3012429



Pos.	Part Number	Pcs.
1	m19043	1
3	m05562	4
4	m05597	4
5	m15790	4
6	m10591	4
7	m06236	4
8	m05081	4
9	m05595	4

Ⓒ SVĚTELNÁ SADA

Ⓓ LEUCHTENSATZ

Ⓕ KIT LUMINEUX

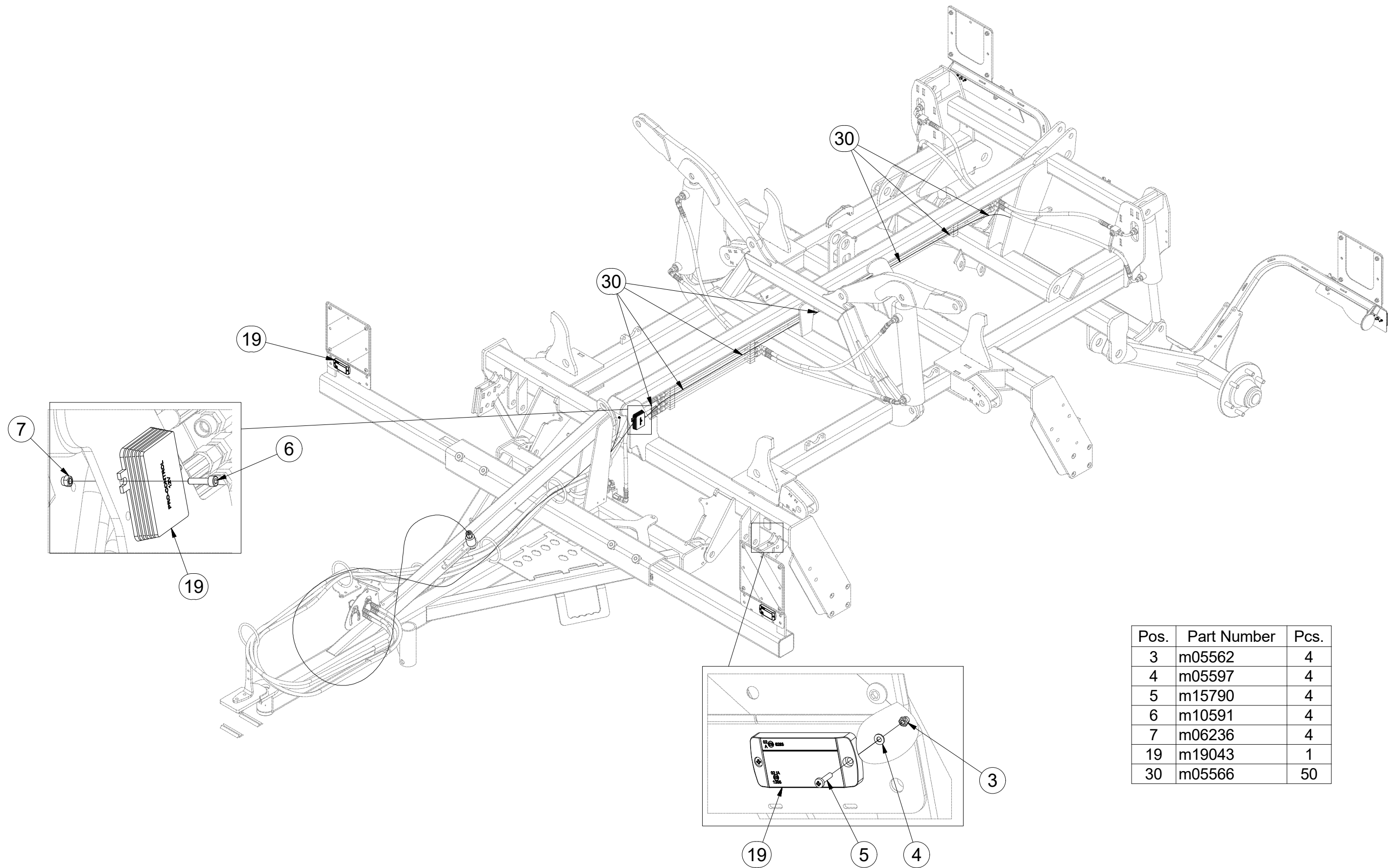
3012429

Ⓒ LIGHTING SET

Ⓔ ОСВЕТИТЕЛЬНЫЙ КОМПЛЕКТ

Ⓕ ZESTAW OŚWIETLENIA

Farmet



Pos.	Part Number	Pcs.
3	m05562	4
4	m05597	4
5	m15790	4
6	m10591	4
7	m06236	4
19	m19043	1
30	m05566	50

Ⓒ SVĚTELNÁ SADA

Ⓓ LEUCHTENSATZ

Ⓕ KIT LUMINEUX

Ⓖ LIGHTING SET

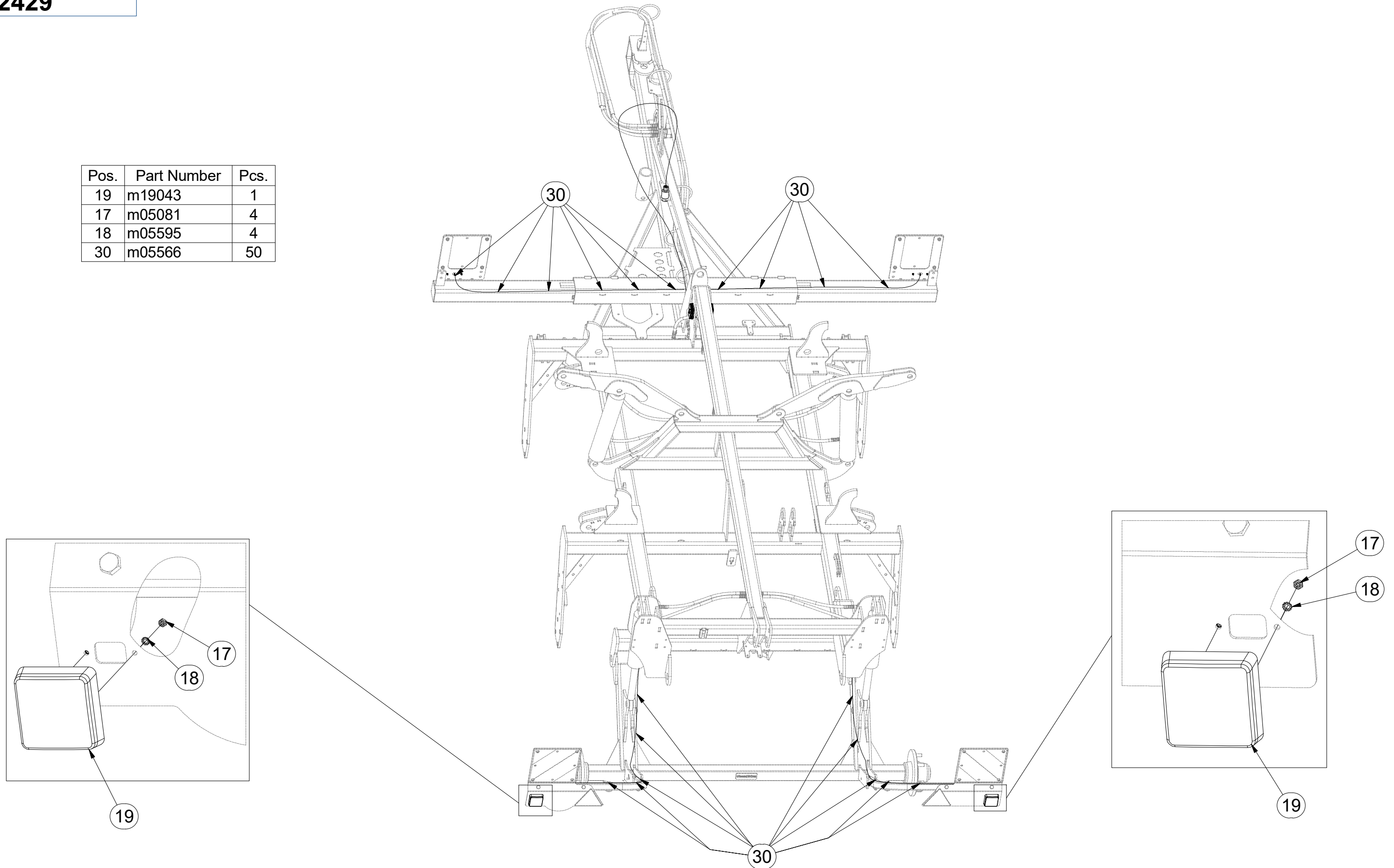
Ⓡ ОСВЕТИТЕЛЬНЫЙ КОМПЛЕКТ

Ⓢ ZESTAW OŚWIETLENIA

Farmet

3012429

Pos.	Part Number	Pcs.
19	m19043	1
17	m05081	4
18	m05595	4
30	m05566	50



Ⓒ SVĚTELNÁ SADA

Ⓓ LEUCHTENSATZ

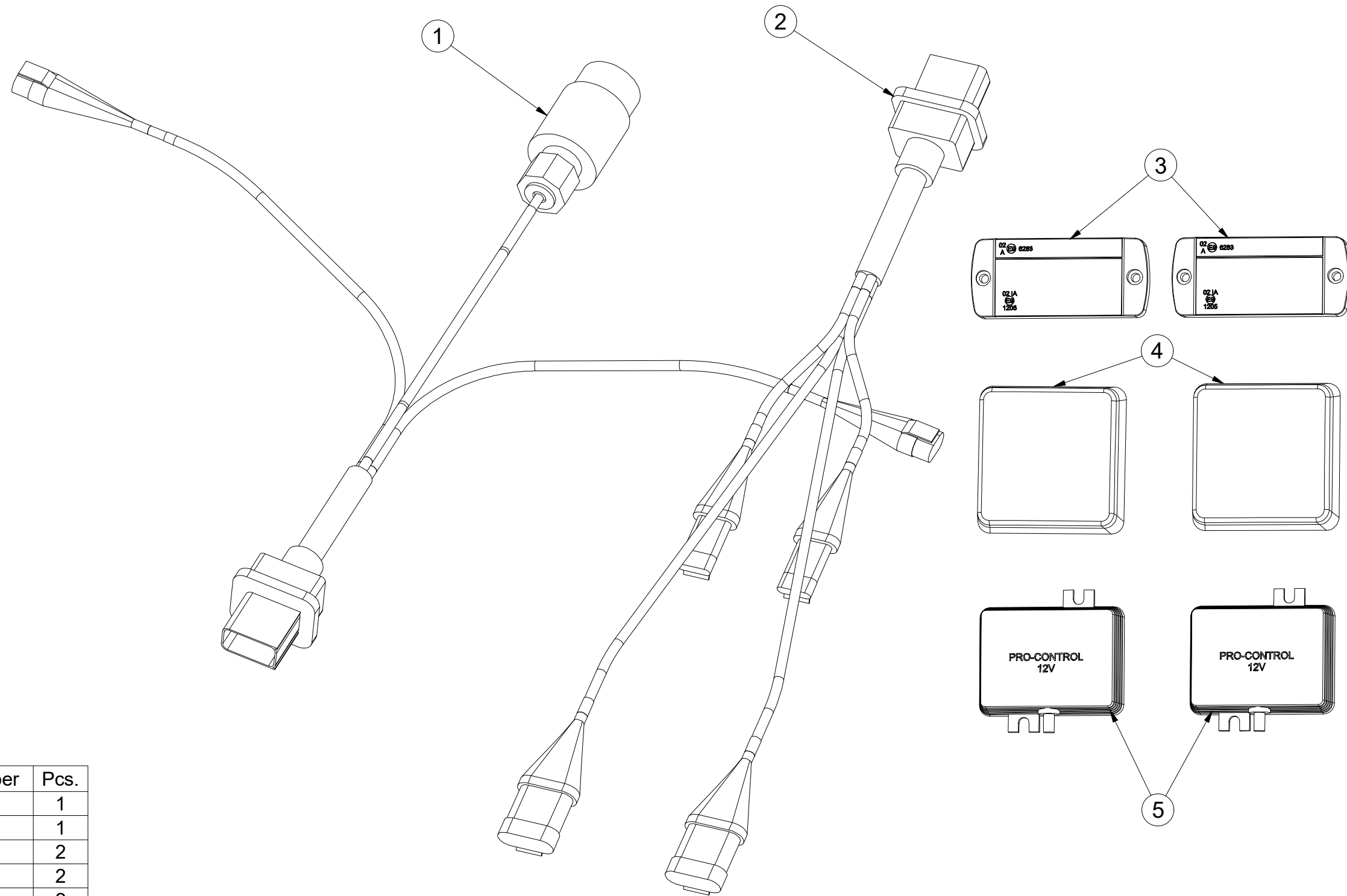
Ⓕ KIT LUMINEUX

m19043

Ⓖ LIGHTING SET

Ⓡ ОСВЕТИТЕЛЬНЫЙ КОМПЛЕКТ

Ⓟ ZESTAW OŚWIETLENIA



Pos.	Part Number	Pcs.
1	m14779	1
2	m14778	1
3	m14776	2
5	m14777	2
4	m19044	2

Ⓒ SAMOLEPKY STROJE

Ⓓ AUFKLEBER MASCHINEN

Ⓕ VOITURE MACHINES


Ⓖ STICKERS MACHINES

Ⓡ СТИКЕРЫ МАШИНЫ

Ⓟ NAKLEJKI MASZYNY



4026236



Pos.	Part Number	Pcs.
1	m04406	1

- Ⓒ UTAHOVACÍ MOMENTY ŠROUBŮ
 Ⓓ ANZUGMOMENTE VON SCHRAUBEN
 Ⓕ COUPLES DE SERRAGE DES VIS

- Ⓖ SCREW TIGHTENING TORQUE
 Ⓔ МОМЕНТЫ ЗАЖАТИЯ БОЛТОВ
 Ⓗ MOMENTY DOKRĘCANIA ŚRUB



P		5.8	8.8	10.9	12.9
D	R	Mu	Mu	Mu	Mu
mm	mm	Nm	Nm	Nm	Nm
M 6	1	6	9	13	15
M 8	1,25	14	22	32	38
M10	1,5	29	44	64	75
M12	1,75	49	76	111	130
M14	2	79	120	176	206
M16	2	123	188	276	323
M18	2,5	169	257	378	443
M20	2,5	239	365	536	628
M22	2,5	329	529	738	864
M24	3	413	629	924	1082
M27	3	613	934	1372	1606
M30	3,5	832	1267	1862	2179
M33	3,5	1130	1723	2530	2961
M36	4	1451	2210	3246	3799
M39	4	1885	2872	4217	4936
M42	4,5	2322	3538	5196	6080
M45	4,5	2909	4433	6511	7619
M48	5	3513	5353	7862	9200
M52	5	4524	6895	10126	11849
M56	5,5	5636	8589	12614	14761

- Mu - Ⓒ UTAHOVACÍ MOMENT Ⓖ TIGHTENING TORQUE
 Ⓓ ANZUGMOMENT Ⓔ МОМЕНТ ЗАЖАТИЯ
 Ⓕ COUPLE DE SERRAGE Ⓗ MOMENT DOKRĘCANIA
 D - Ⓒ JMENOVITÝ PRŮMĚR Ⓖ NOMINAL DIAMETER
 Ⓓ NENNDURCHMESSER Ⓔ НОМИНАЛЬНЫЙ ДИАМЕТР
 Ⓕ DIAMETRE NOMINAL Ⓗ ŚREDNICA NOMINALNA
 R - Ⓒ ROZTEČ ZÁVITU - STOUPÁNÍ Ⓖ SCREW PITCH – LEAD
 Ⓓ GEWINDESTEIGUNG Ⓔ ШАГ РЕЗЬБЫ
 Ⓕ PAS DE FILET - PAS Ⓗ ROZSTAW GWINTU - SKOKI
 P - Ⓒ PEVNOST Ⓖ STRENGTH
 Ⓓ FESTIGKEIT Ⓔ ПРОЧНОСТЬ
 Ⓕ RÉSISTANCE Ⓗ WYTRZYMAŁOŚĆ


- Ⓒ Šroubové spoje utahujte dle vyznačeného utahovacího momentu v dokumentaci. Pokud není utahovací moment v dokumentaci vyznačen, utahujte dle obecné tabulky. Pokud je v dokumentaci definován spoj ze šroubu a matice o různých pevnostech, vždy utahujte na moment komponenty s nižší pevností.
- Ⓓ Ziehen Sie die Schraubverbindungen gemäß dem in der Dokumentation festgeschriebenen Anzugsmoments an. Sofern das Anzugsmoment nicht in der Dokumentation aufgeführt ist, ziehen Sie sie gemäß der allgemeinen Tabelle an. Wenn in der Dokumentation eine Verbindung von Schraube und Mutter mit verschiedenen Festigkeiten definiert ist, wird immer mit dem Moment des Bauteils mit der geringeren Festigkeit angezogen.
- Ⓕ Serrez les raccords à vis selon le couple de serrage indiqué dans les documents. Si le couple de serrage n'est pas indiqué dans les documents, serrez selon le tableau général. Si les documents définissent un assemblage par boulon de diverses résistances, serrez toujours au moment de la composante avec résistance inférieure.
- Ⓖ Tighten the screw joints according to the tightening torque stated in the documentation. If the tightening torque is not stated in the documentation, tighten according to the general table. If there is a joint with a screw and a nut at different strengths in the documentation, always tighten to the torque of the component with lower strength.
- Ⓔ Резьбовые соединения зажимайте с установленным в документации моментом зажатия. Если в документации не указан момент зажатия, то зажимайте по действующей в общем таблице. Если в документации установлено соединение из болта и гайки различной прочности, всегда зажимайте с моментом для компонента с меньшей прочностью.
- Ⓗ Połączenia śrubowe należy dokręcać zgodnie z momentem obrotowym w dokumentacji. Jeśli w dokumentacji nie ma podanego momentu obrotowego, należy dokręcać zgodnie z ogólną tabelą. Jeśli w dokumentacji zdefiniowane jest połączenie ze śrubą i nakrętką o różnych wytrzymałościach, zawsze należy dokręcać zachowując moment dokręcania komponentu z niższą wytrzymałością.

- Ⓒ UTAHOVACÍ MOMENTY ŠROUBŮ
 Ⓓ ANZUGMOMENTE VON SCHRAUBEN
 Ⓕ COUPLES DE SERRAGE DES VIS

- Ⓖ SCREW TIGHTENING TORQUE
 Ⓔ МОМЕНТЫ ЗАЖАТИЯ БОЛТОВ
 Ⓟ MOMENTY DOKRĘCANIA ŚRUB



- Ⓒ **OBECNÝ PŘEDPIS UTAHOVÁNÍ ZAJIŠTĚNÍ ČEPOVÝCH SPOJŮ:**
 Ⓓ **ALLGEMEINE VORSCHRIFT FÜR DAS ANZIEHEN VON BOLZENVERBINDUNGEN:**
 Ⓕ **CONSIGNE GENERALE POUR LE SERRAGE DES ARTICULATIONS CYLINDRIQUES:**
 Ⓖ **GENERAL INSTRUCTION FOR TIGHTENING THE SECURING OF PIN JOINTS:**
 Ⓔ **ОБЩЕЕ ОПИСАНИЕ ЗАЖАТИЯ ПРЕДОХРАНЕНИЯ СОЕДИНЕНИЙ ПАЛЬЦАМИ:**
 Ⓟ **OGÓLNE ZASADY DOKRĘCANIA ZABEZPIECZENIA POŁĄCZEŃ CZOPEM:**



X	M
M8, M10, M12	09-15Nm
M14	15-25Nm

- X - Ⓒ ROZMĚR ŠROUBU Ⓖ BOLT DIMENSION M - Ⓒ ORIENTAČNÍ MOMENT Ⓖ ORIENTATION TORQUE
 Ⓓ SCHRAUBENGRÖSSE Ⓔ РАЗМЕР БОЛТА Ⓓ ANZUGSMOMENT Ⓔ ОРИЕНТАЦИОННЫЙ МОМЕНТ
 Ⓕ DIMENSIONS DE LA VIS Ⓟ ROZMIAR ŚRUBY Ⓕ COUPLE D'ORIENTATION Ⓟ ORIENTACYJNY MOMENT

- Ⓒ Tyto spoje není nutné ověřovat kontrolou momentovým klíčem = stačí vizuálně kontrolovat sešroubování.
 Ⓓ Diese Verbindungen müssen nicht mit einem Drehmomentschlüssel überprüft werden = es genügt, die Verschraubung visuell zu kontrollieren.
 Ⓕ Il n'est pas nécessaire de contrôler le serrage à l'aide d'une clé dynamométrique = un contrôle visuel de l'assemblage suffit.
 Ⓖ These joints do not have to be verified by checking with a torque wrench = visual inspection of bolting is sufficient.
 Ⓔ Эти соединения не нужно контролировать динамометрическим ключом = достаточно визуально проверять прикручивание.
 Ⓟ Nie trzeba sprawdzać tych połączeń kluczem dynamometrycznym = wystarczy wizualnie skontrolować dokręcenie.