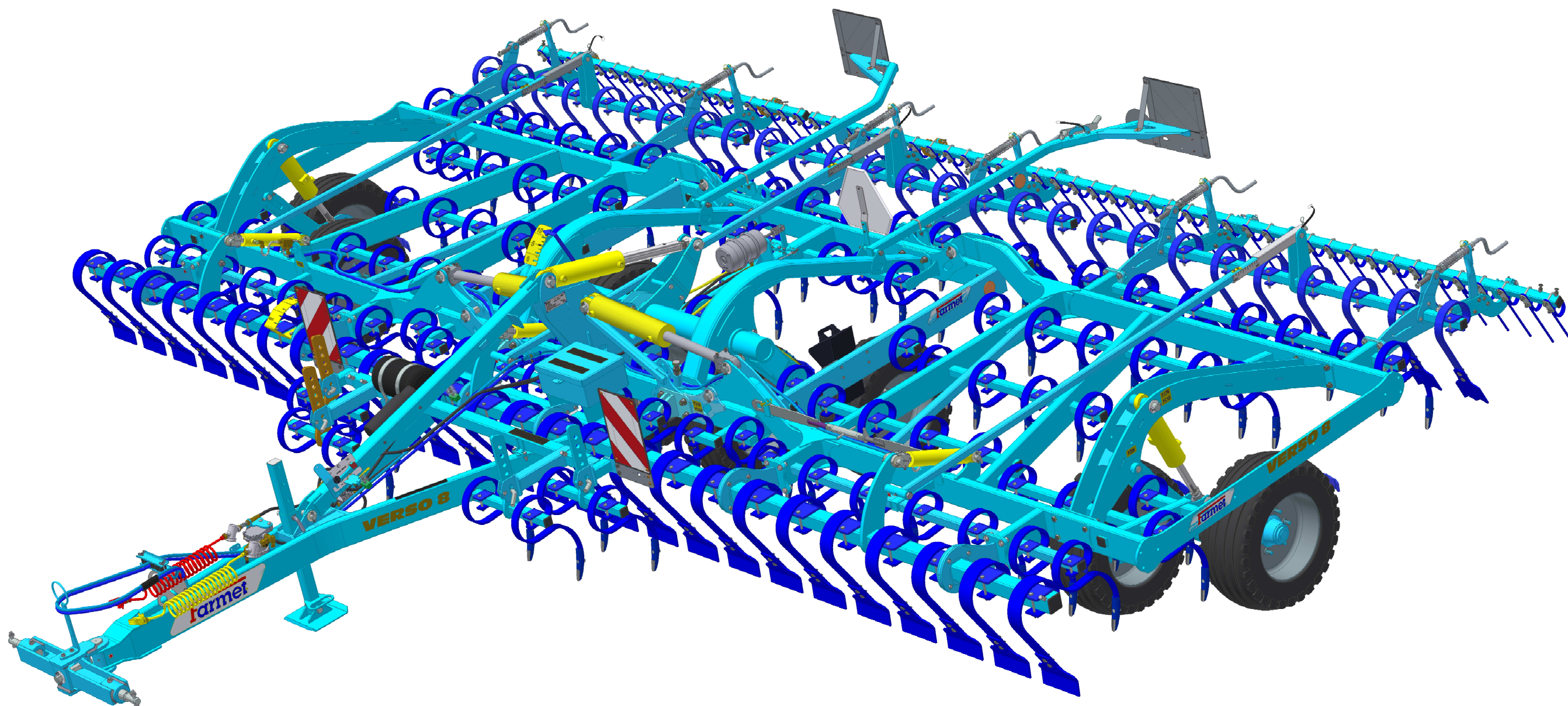


The effective technology

Farmet®

ⒸZ KATALOG NÁHRADNÍCH DÍLŮ ⒸB CATALOGUE OF SPARE PARTS ⒸD ERSATZTEILLISTE
ⒸRU КАТАЛОГ ЗАПАСНЫХ ЧАСТЕЙ ⒸF CATALOGUE DES PIÈCES DE RECHANGE ⒸPL KATALOG CZĘŚCI ZAMIENNYCH

VERSO 8 PS



ⒸZ Platnost pro vrcholové | výrobní číslo stroje ⒸB Validity for the top | serial number of the machine
ⒸD Gültigkeit für die Haupt- | Herstellungsnummer der Maschine ⒸRU Действительно для главного | заводского номера машины
ⒸF Validité du numéro de référence | de série de la machine ⒸPL Obowiązuje dla numeru głównego | seryjnego maszyny

9319045 | 2020/0278

Farmet a. s.
Jiřinková 276
552 03 Česká Skalice, CZ

telefon: +420 491 450 111
fax: +420 491 450 136
GSM: +420 774 715 738

IČ: 46504931
DIČ: CZ46504931

web: www.farmet.cz
e-mail: farmet@farmet.cz

ⒸZ NAVIGACE STROJE

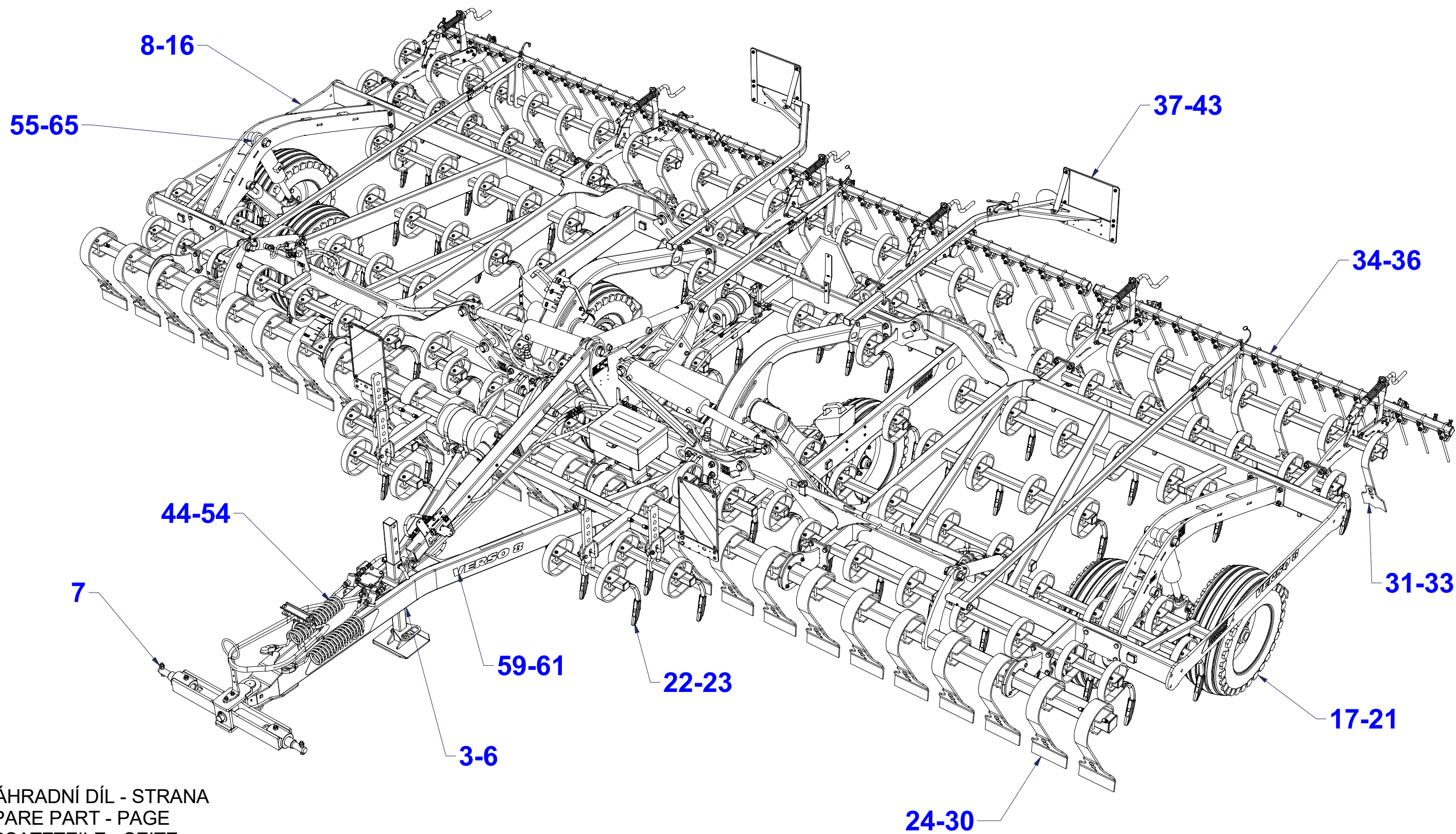
Ⓓ NAVIGATION DER MASCHINE

Ⓕ NAVIGATION DE LA MACHINE

ⒸB NAVIGATION OF THE MACHINE

ⒸU НАВИГАЦИЯ МАШИНЫ

ⒸL NAWIGACJA MASZYNY



ⒸZ NÁHRADNÍ DÍL - STRANA

ⒸB SPARE PART - PAGE

Ⓓ ERSATZTEILE - SEITE

ⒸU ЗАПЧАСТЬ - СТРАНИЦА

Ⓕ PIÈCE DE RECHANGE - PAGE

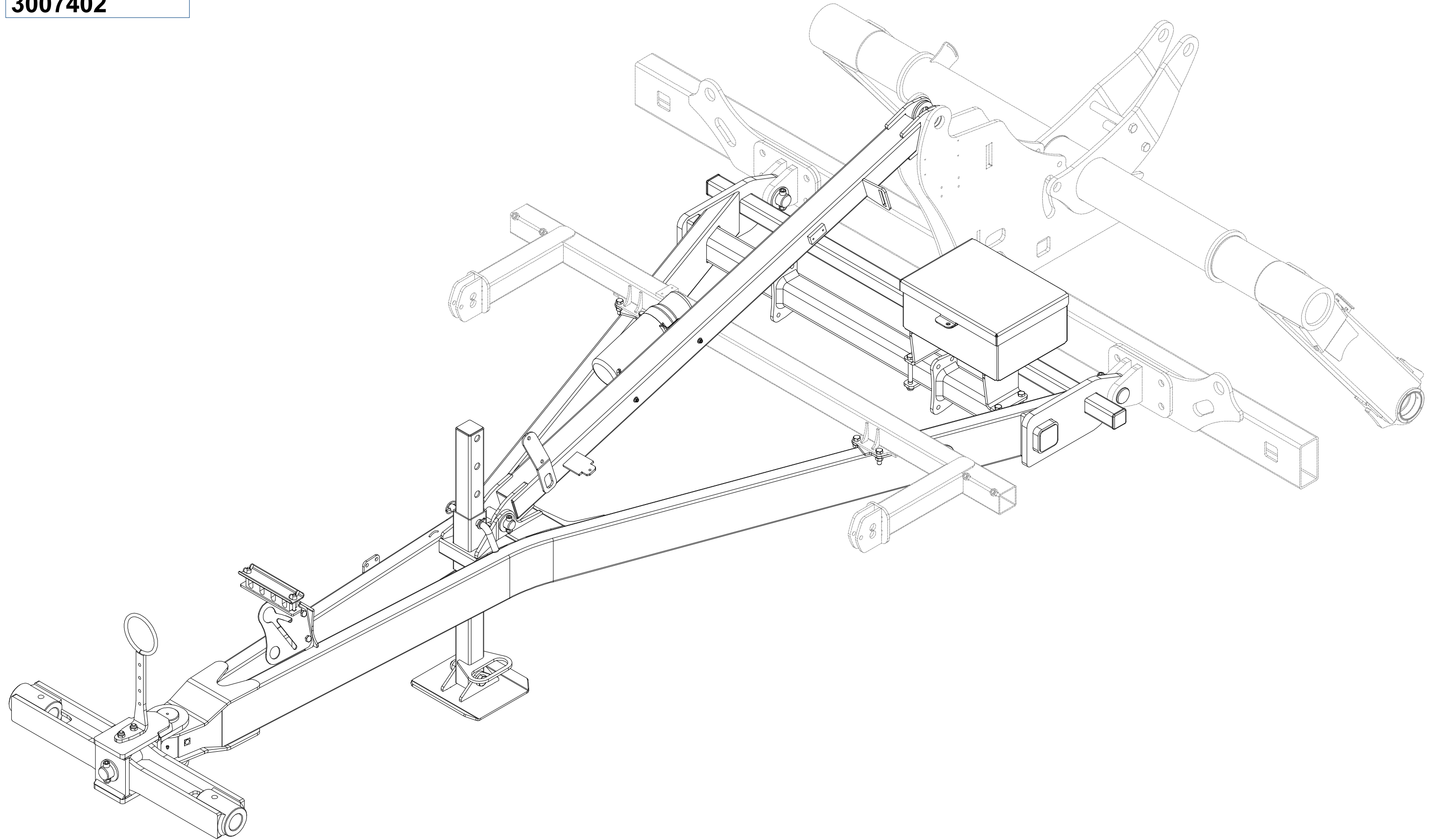
ⒸL CZĘŚCI ZAMIENNE - STRONA

ⒸZ OJ
Ⓓ DEICHSEL
Ⓕ TIMON

ⒼB TOW BAR
ⒺR ДЫШЛО
ⒼL DYSZEL



3007402



Ⓒ CZ OJ

Ⓓ DEICHSEL

Ⓕ TIMON

3007402

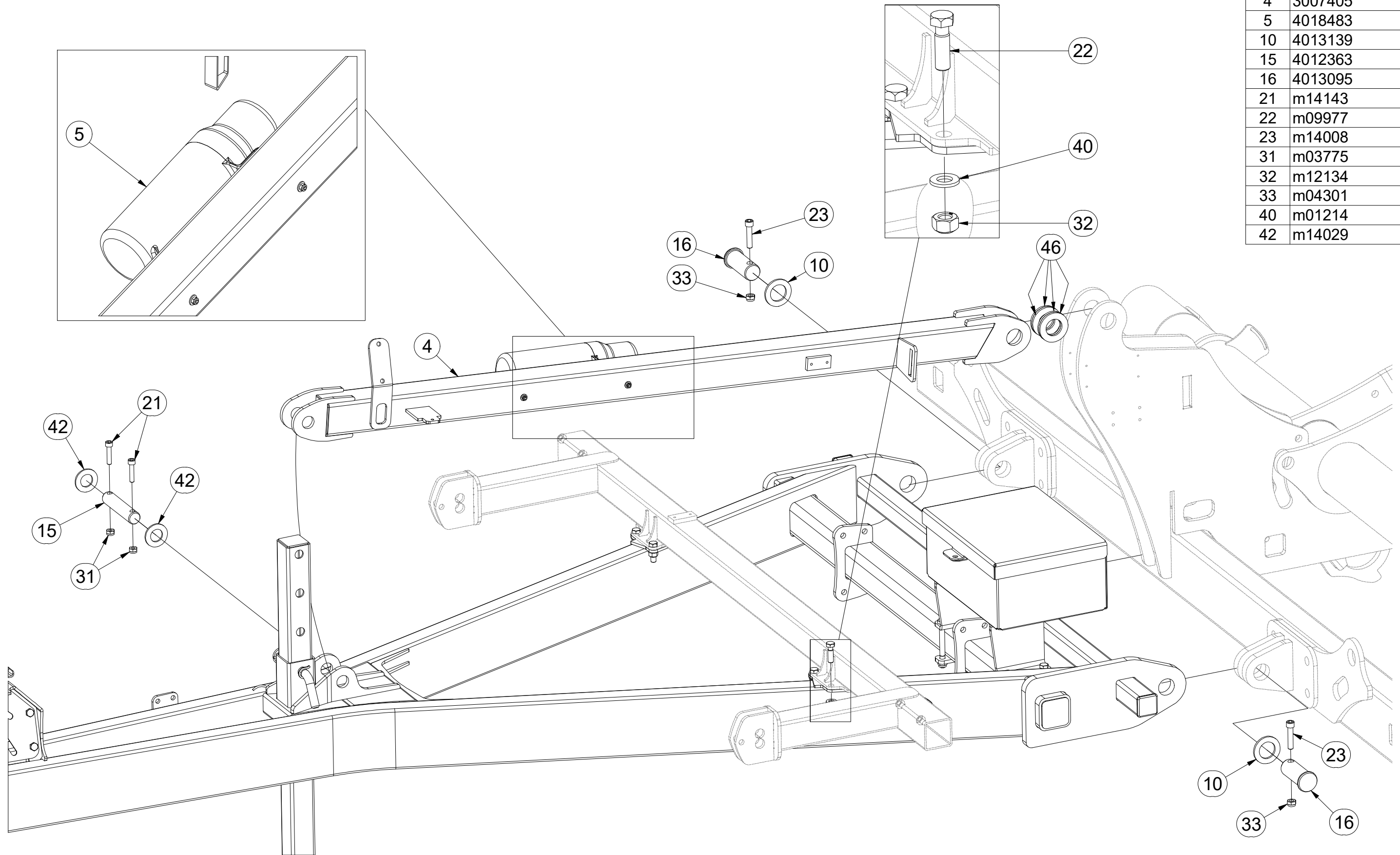
Ⓖ GB TOW BAR

Ⓡ RU ДЫШЛО

Ⓟ PL DYSZEL



Pos.	Part Number	Pcs.
4	3007405	1
5	4018483	1
10	4013139	4
15	4012363	1
16	4013095	2
21	m14143	2
22	m09977	8
23	m14008	4
31	m03775	5
32	m12134	8
33	m04301	10
40	m01214	8
42	m14029	2



Ⓒ CZ OJ

Ⓓ DEICHSEL

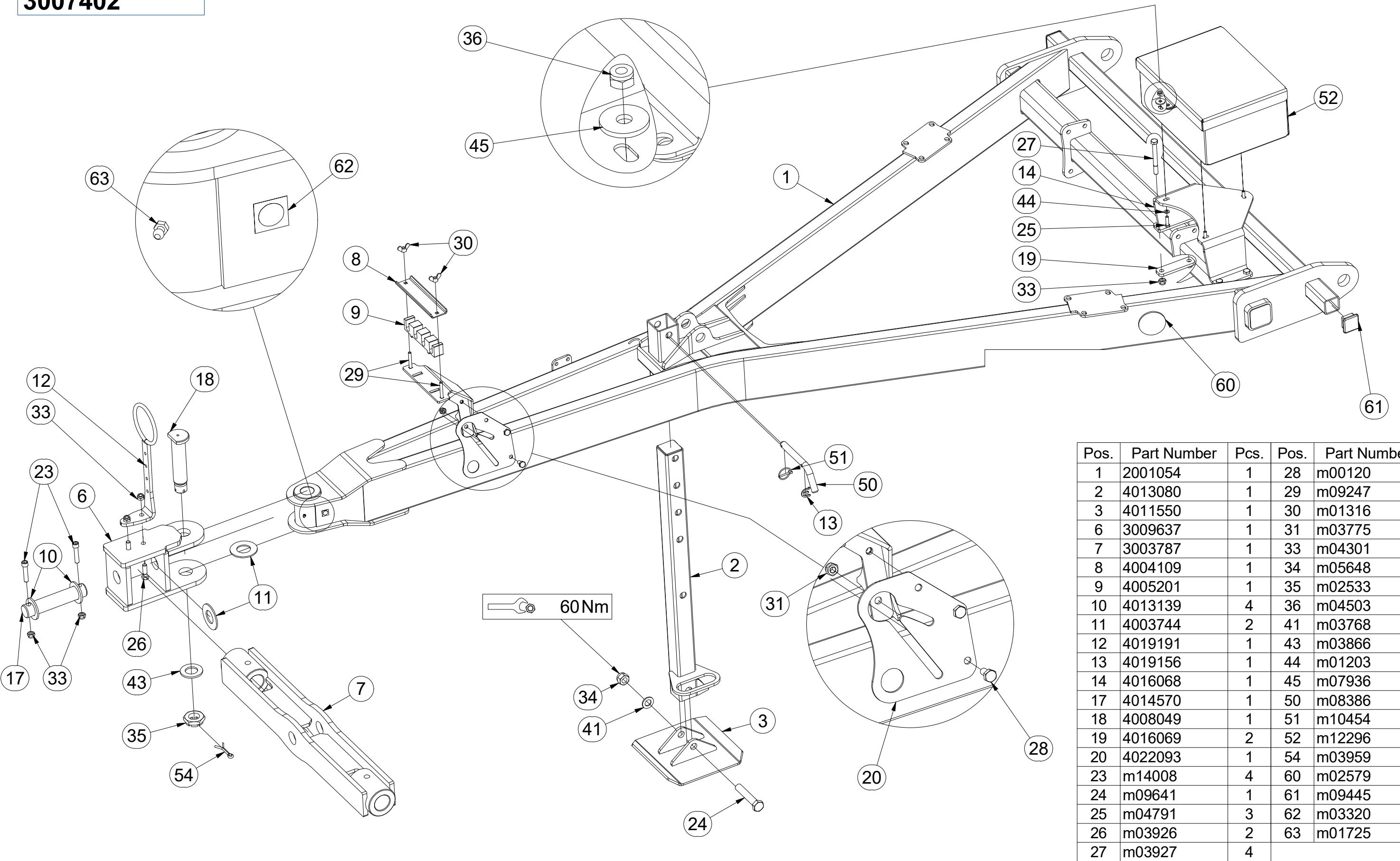
Ⓕ TIMON

3007402

Ⓖ GB TOW BAR

Ⓡ RU ДЫШЛО

Ⓟ PL DYSZEL



Pos.	Part Number	Pcs.	Pos.	Part Number	Pcs.
1	2001054	1	28	m00120	3
2	4013080	1	29	m09247	2
3	4011550	1	30	m01316	2
6	3009637	1	31	m03775	5
7	3003787	1	33	m04301	10
8	4004109	1	34	m05648	1
9	4005201	1	35	m02533	1
10	4013139	4	36	m04503	3
11	4003744	2	41	m03768	1
12	4019191	1	43	m03866	1
13	4019156	1	44	m01203	3
14	4016068	1	45	m07936	3
17	4014570	1	50	m08386	1
18	4008049	1	51	m10454	1
19	4016069	2	52	m12296	1
20	4022093	1	54	m03959	1
23	m14008	4	60	m02579	2
24	m09641	1	61	m09445	2
25	m04791	3	62	m03320	1
26	m03926	2	63	m01725	1
27	m03927	4			

Ⓒ SADA TUBUSU

Ⓓ BÜCHSENSATZ

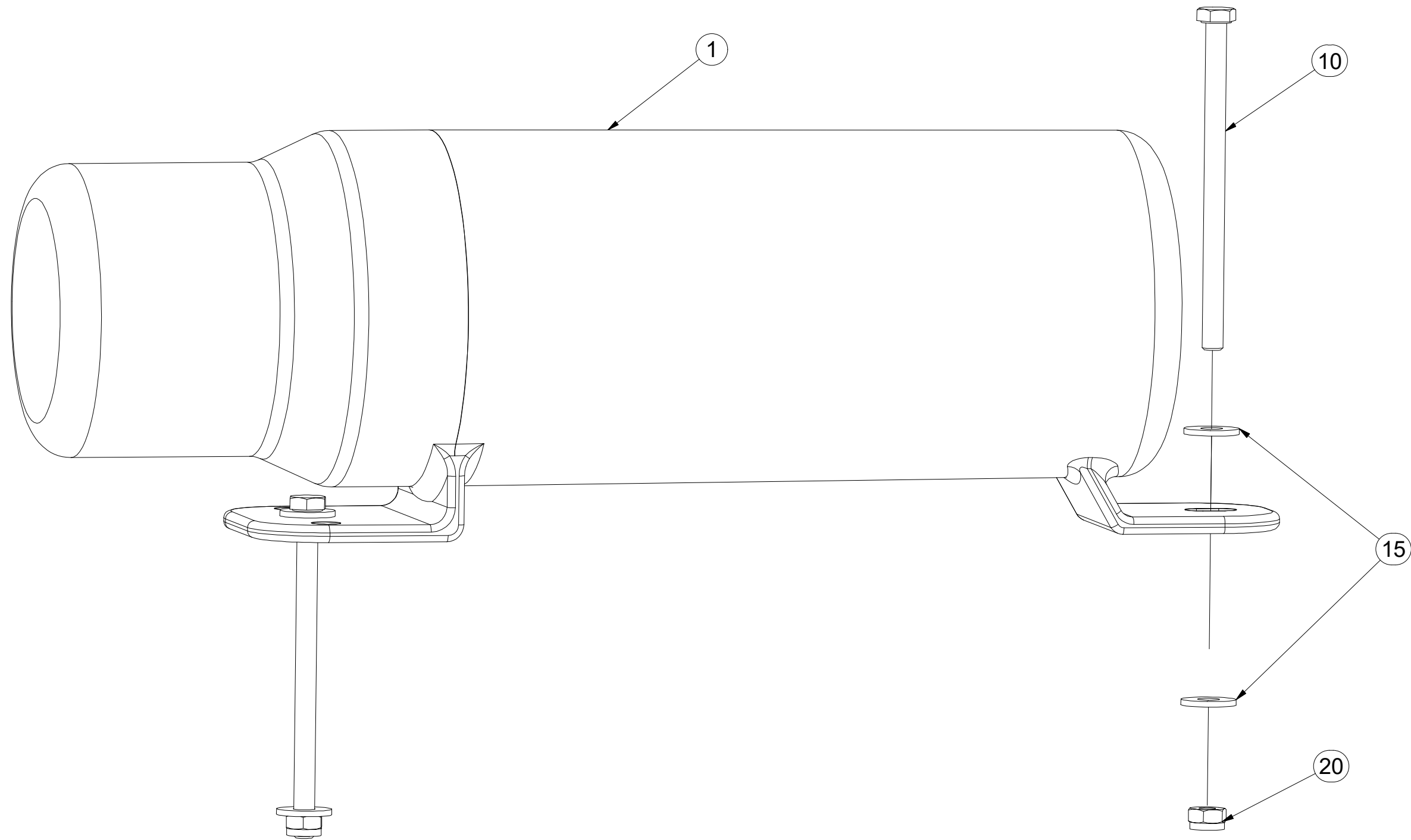
Ⓕ KIT DU TUBE

4018483

Ⓖ TUBE SET

Ⓡ КОМПЛЕКТ ТУБУСА

Ⓢ ZESTAW RUREK



Pos.	Part Number	Pcs.
1	m15900	1
10	m16378	2
15	m16612	4
20	m05560	2

☞ SADA ČEPŮ TBZ 3

☞ BOLZENSATZ TBZ 3

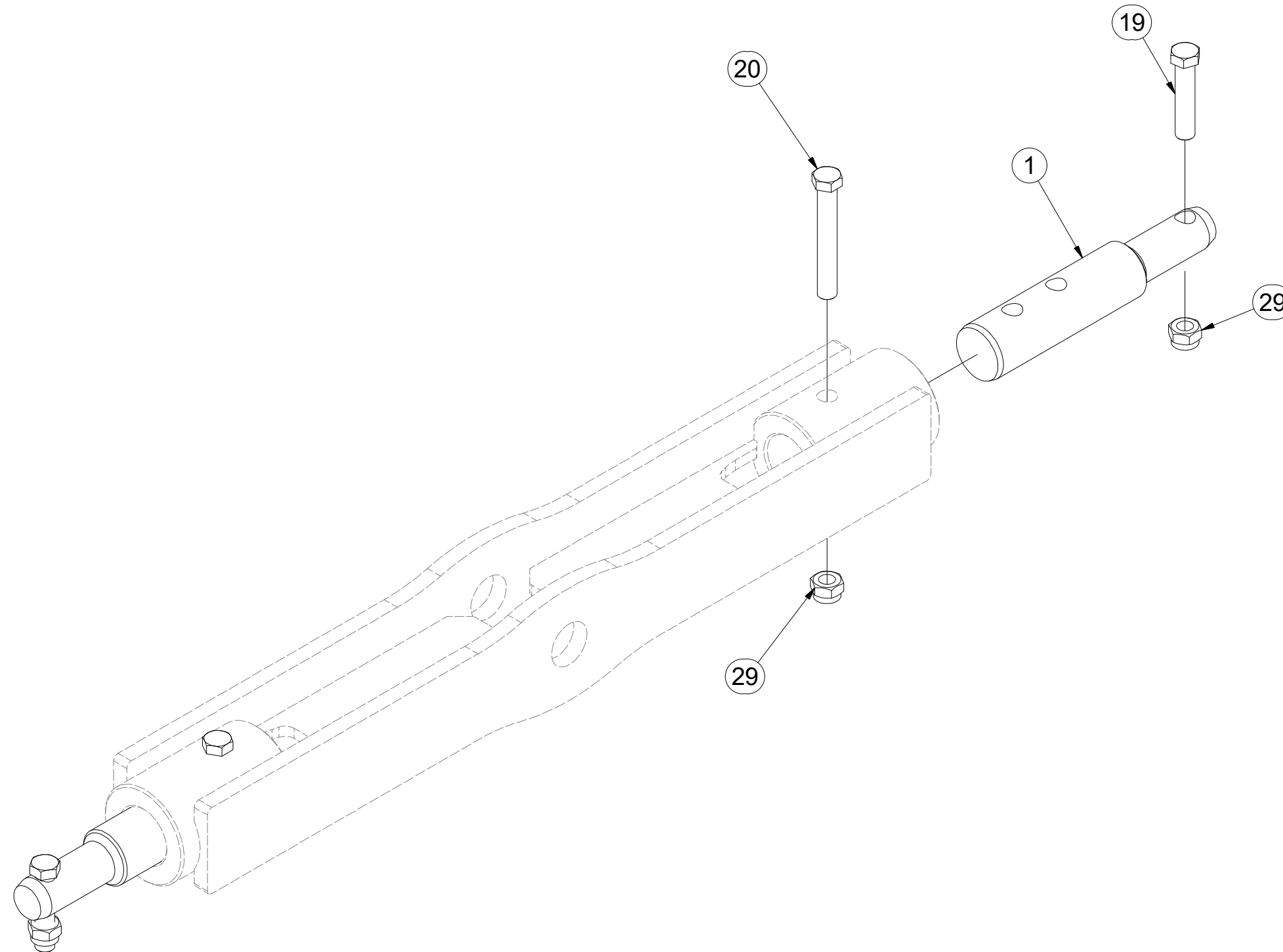
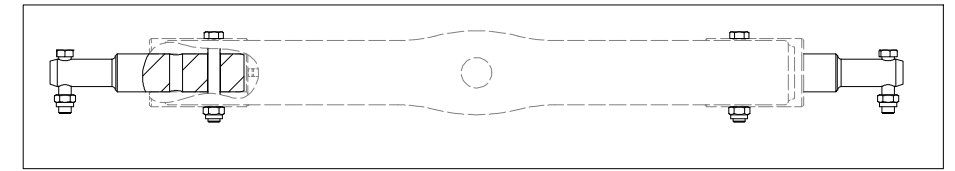
☞ KIT D'EMBOUITS TBZ 3

3011605

☞ SET OF TBZ 3 PINS

☞ КОМПЛЕКТ ПАЛЬЦЕВ TBZ 3

☞ ZESTAW CZOPÓW TBZ 3



Pos.	Part Number	Pcs.
1	4023528	2
19	m01133	2
20	m02970	2
29	m03683	4

☉ ZÁKLAD STROJE

☐ UNTERBAU DER MASCHINE

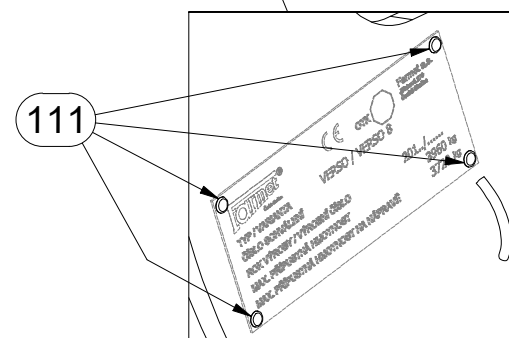
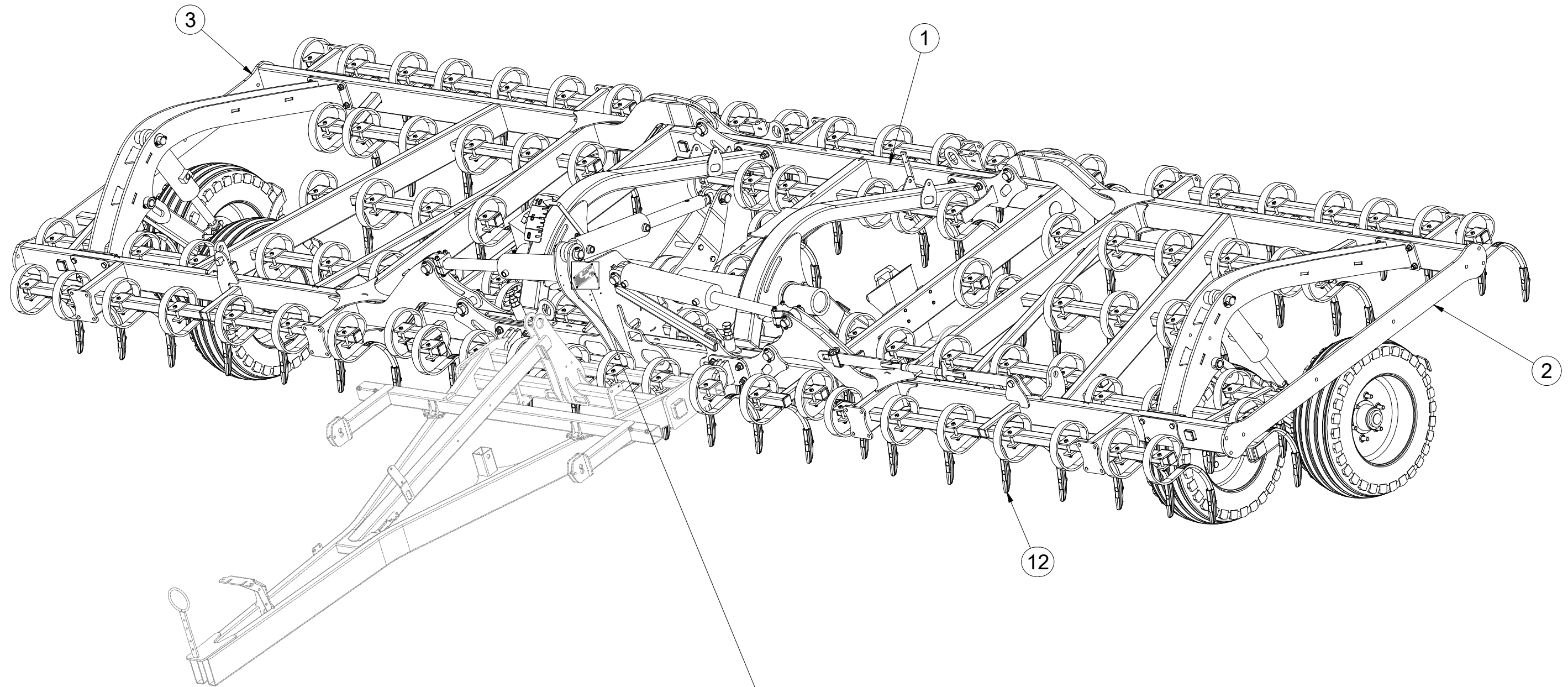
☐ BÂTI DE LA MACHINE

3007225

☉ FOOTING OF THE MACHINE

☉ ОСНОВАНИЕ МАШИНЫ

☉ PODSTAWA MASZYNY



Pos.	Part Number	Pcs.
1	2001270	1
2	1000506	1
3	1000505	1
12	4011438	101
111	m10488	4

Ⓒ ZÁKLAD STROJE

Ⓓ UNTERBAU DER MASCHINE

Ⓕ BÂTI DE LA MACHINE

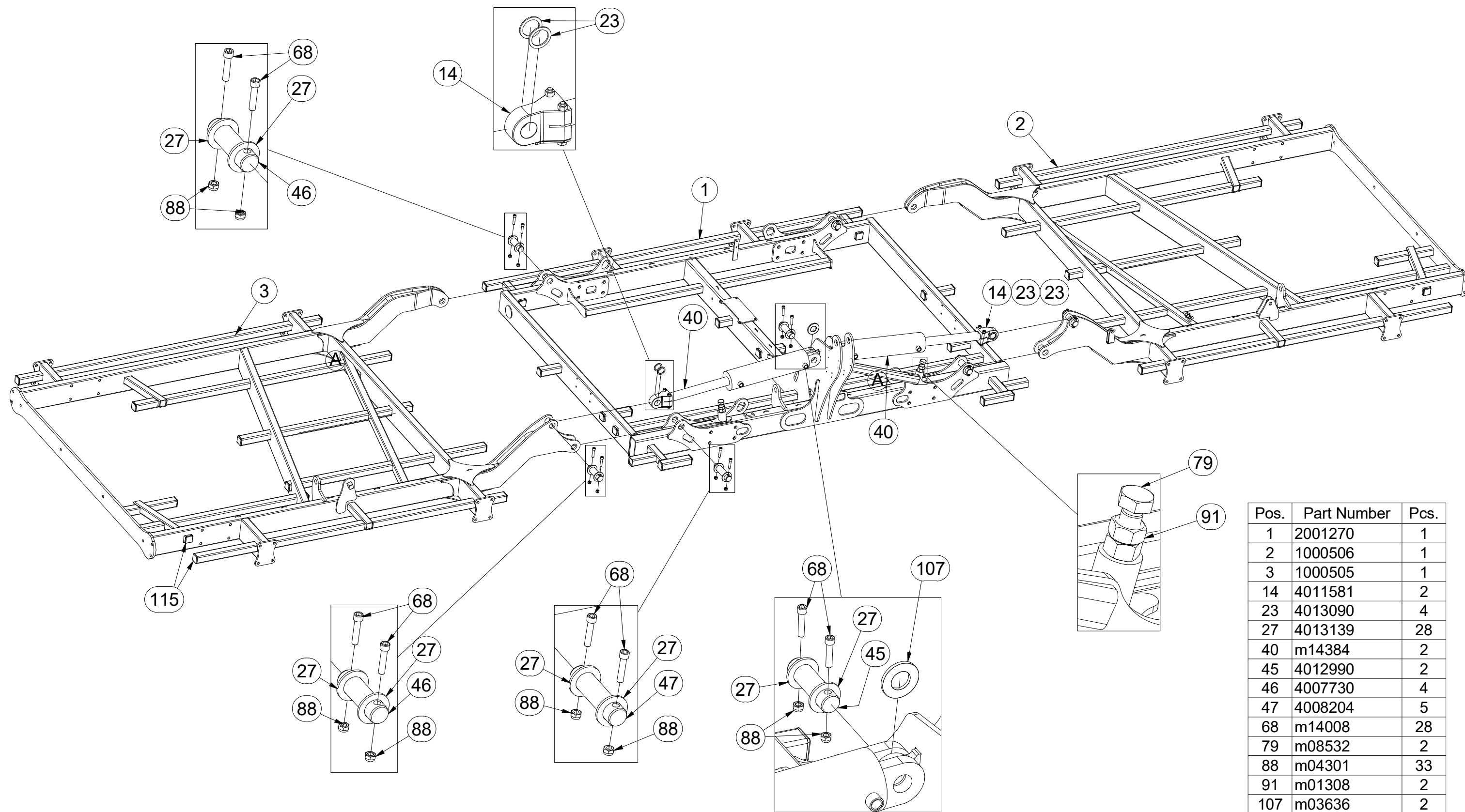
Ⓖ FOOTING OF THE MACHINE

Ⓡ ОСНОВАНИЕ МАШИНЫ

Ⓢ PODSTAWA MASZYNY



3007225



Pos.	Part Number	Pcs.
1	2001270	1
2	1000506	1
3	1000505	1
14	4011581	2
23	4013090	4
27	4013139	28
40	m14384	2
45	4012990	2
46	4007730	4
47	4008204	5
68	m14008	28
79	m08532	2
88	m04301	33
91	m01308	2
107	m03636	2
115	m09445	52

Ⓒ ZÁKLAD STROJE

Ⓓ UNTERBAU DER MASCHINE

Ⓕ BÂTI DE LA MACHINE

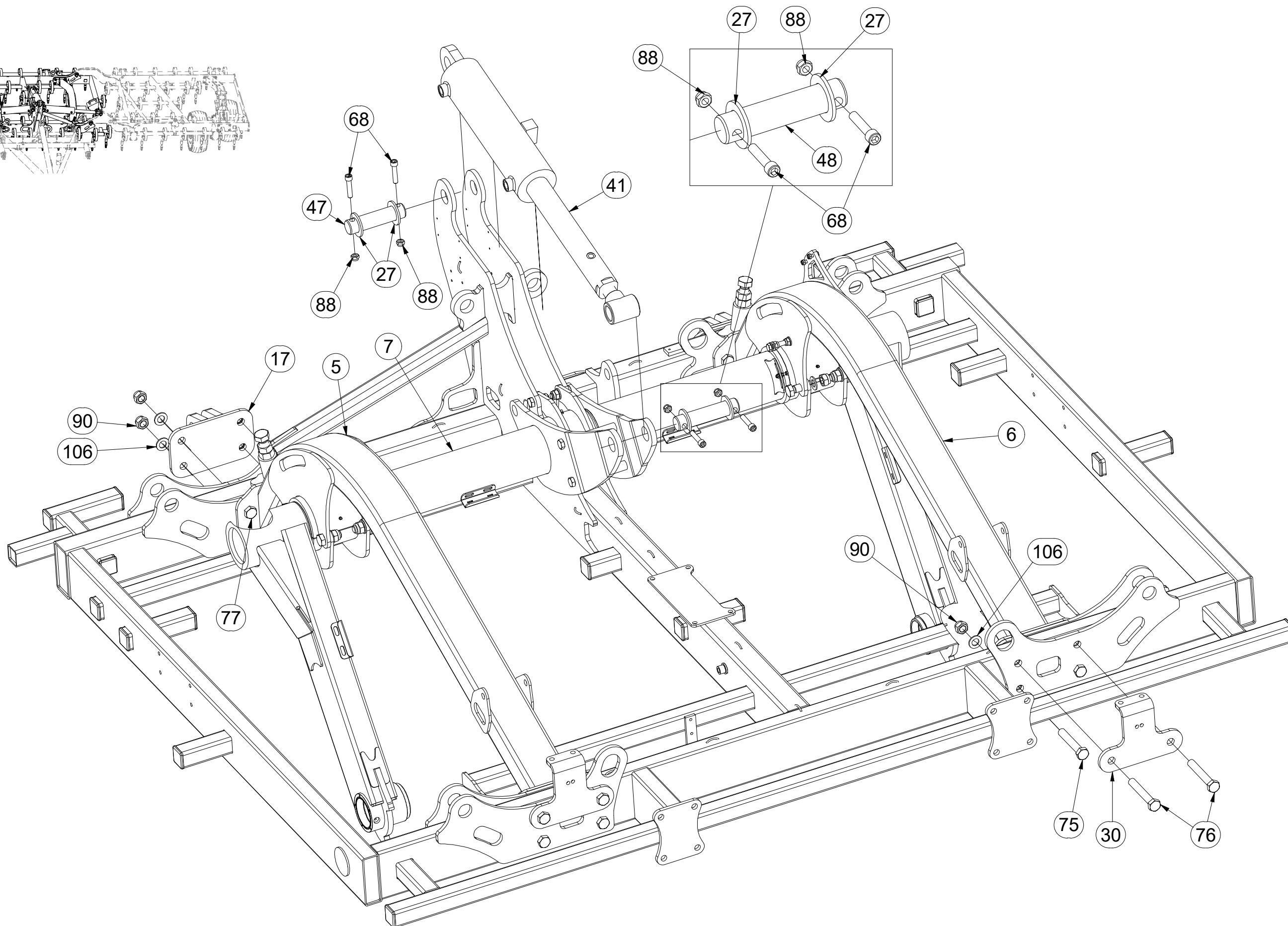
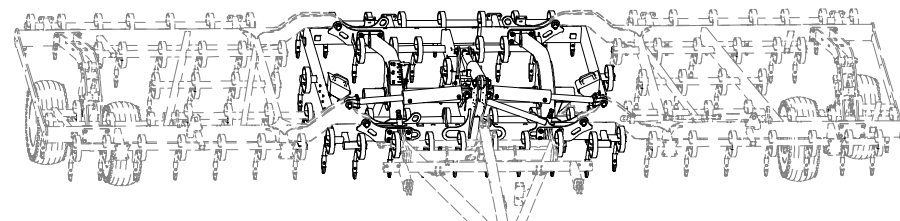
Ⓖ FOOTING OF THE MACHINE

Ⓡ ОСНОВАНИЕ МАШИНЫ

Ⓟ PODSTAWA MASZYNY



3007225



Pos.	Part Number	Pcs.
5	3006542	1
6	3006543	1
7	2000630	1
17	3006540	2
27	4013139	28
30	4013073	2
41	m13432	1
47	4008204	5
48	4011501	1
68	m14008	28
75	m09448	4
76	m05465	4
77	m05345	8
88	m04301	33
90	m05648	25
106	m03768	25

Ⓒ ZÁKLAD STROJE

Ⓓ UNTERBAU DER MASCHINE

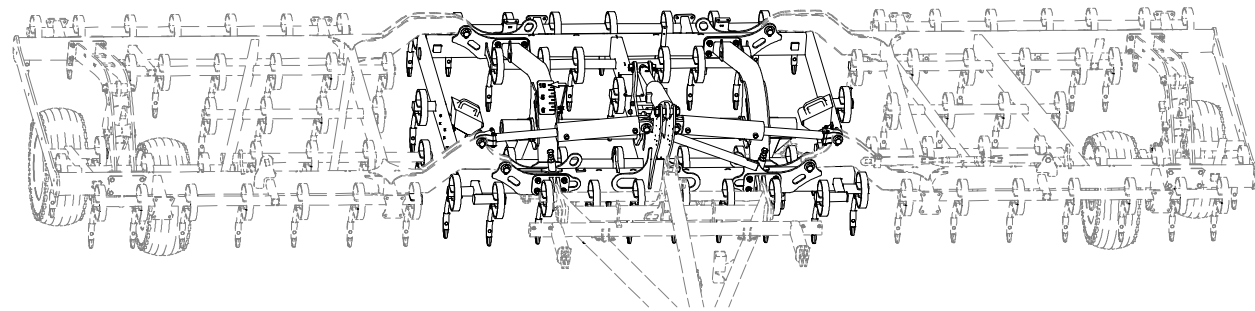
Ⓕ BÂTI DE LA MACHINE

3007225

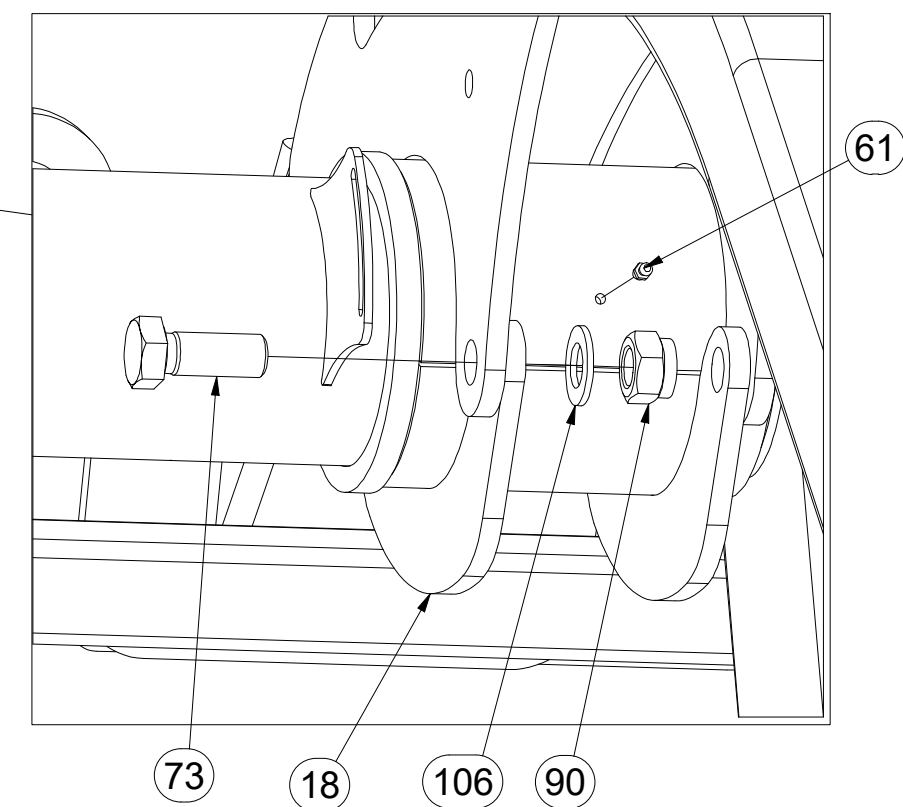
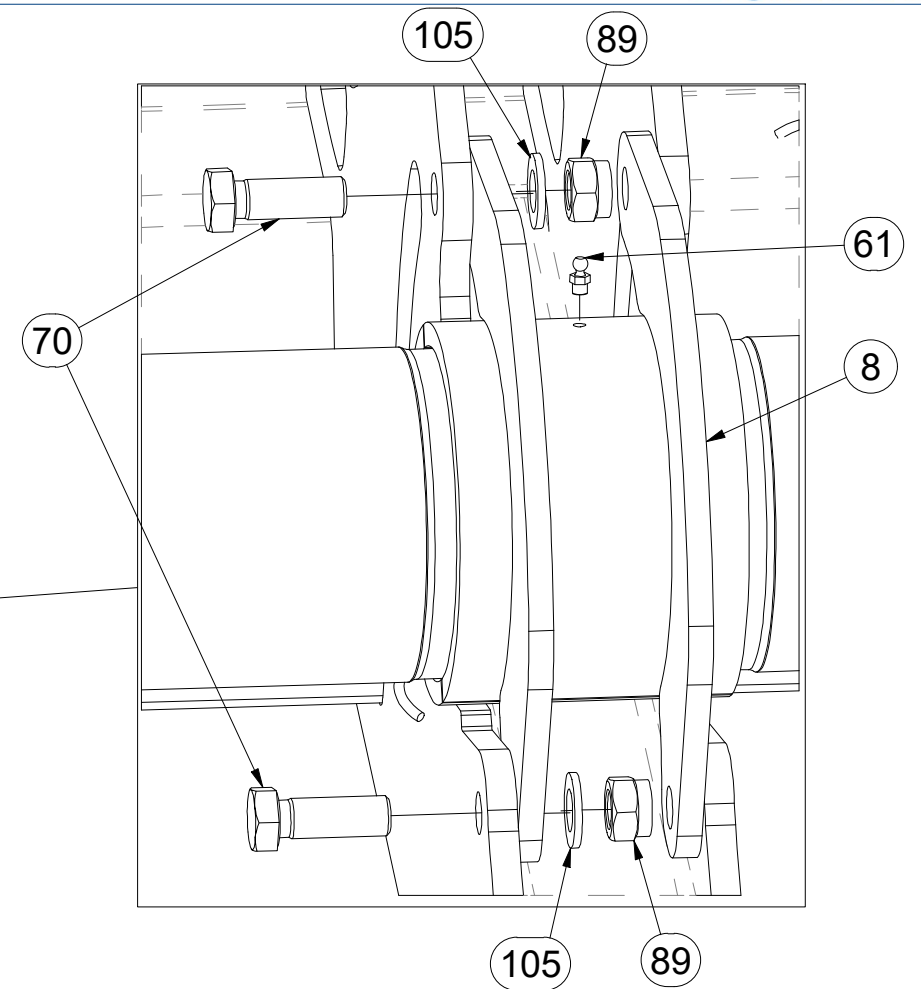
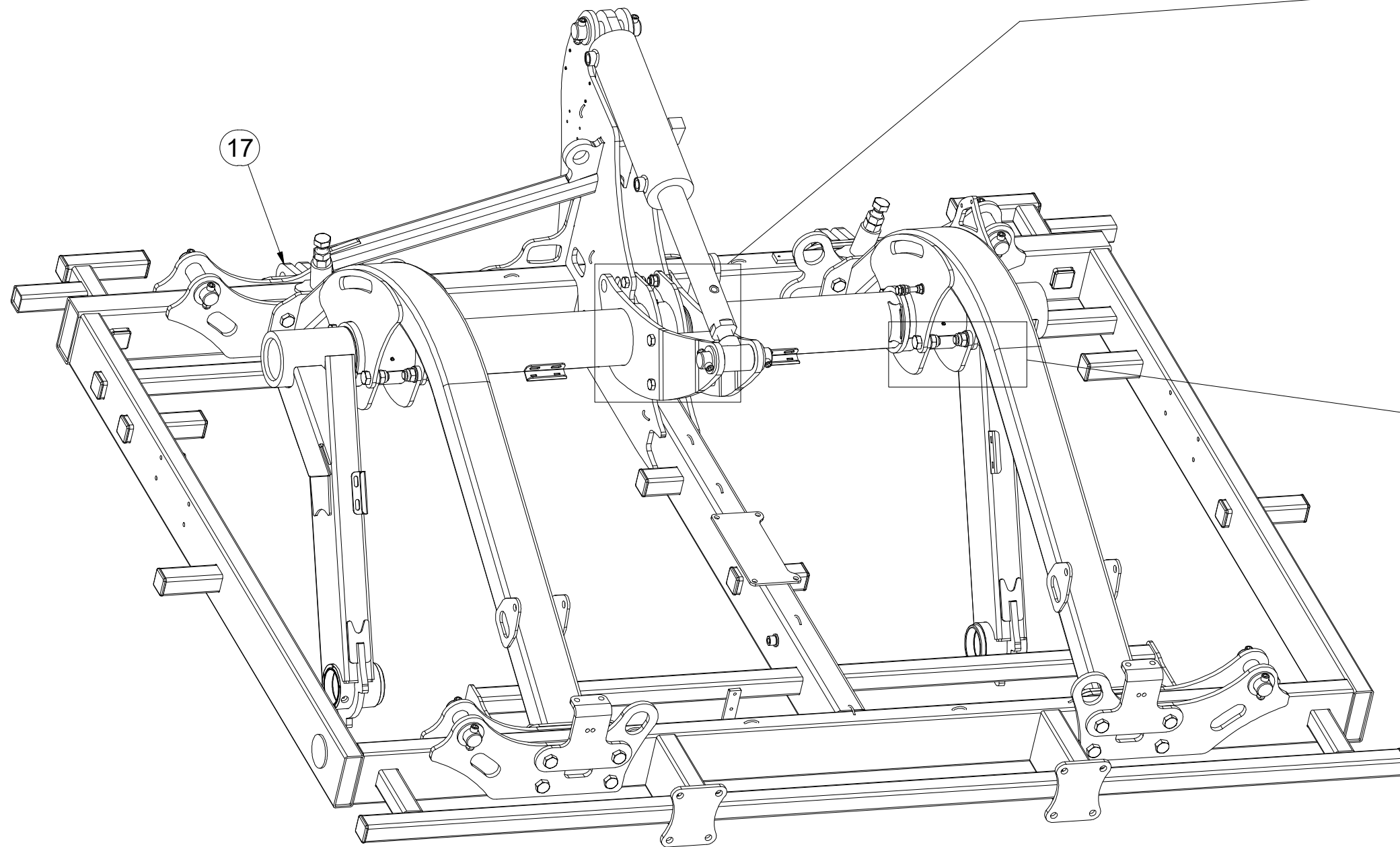
Ⓖ FOOTING OF THE MACHINE

Ⓡ ОСНОВАНИЕ МАШИНЫ

Ⓢ PODSTAWA MASZYNY



Pos.	Part Number	Pcs.
8	3005891	1
17	3006540	2
18	3005875	2
61	m01725	3
70	m02254	4
73	m08378	8
89	m03683	20
90	m05648	25
105	m01219	20
106	m03768	25



Ⓒ ZÁKLAD STROJE

Ⓓ UNTERBAU DER MASCHINE

Ⓕ BÂTI DE LA MACHINE

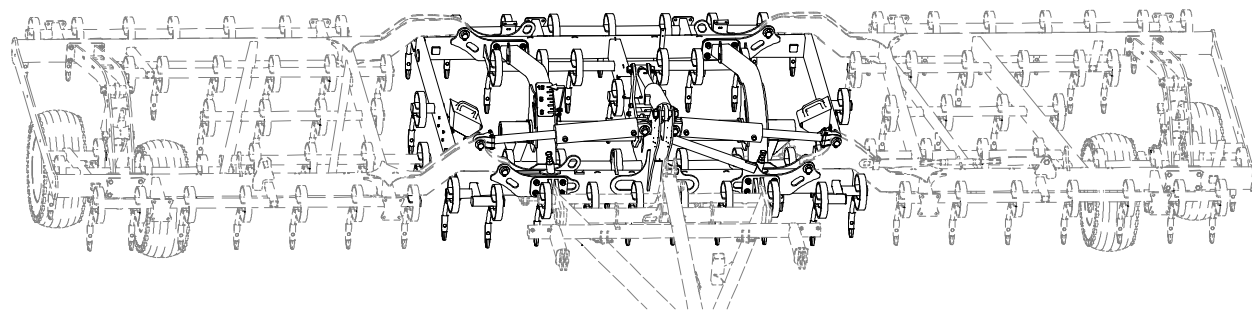
Ⓖ FOOTING OF THE MACHINE

Ⓡ ОСНОВАНИЕ МАШИНЫ

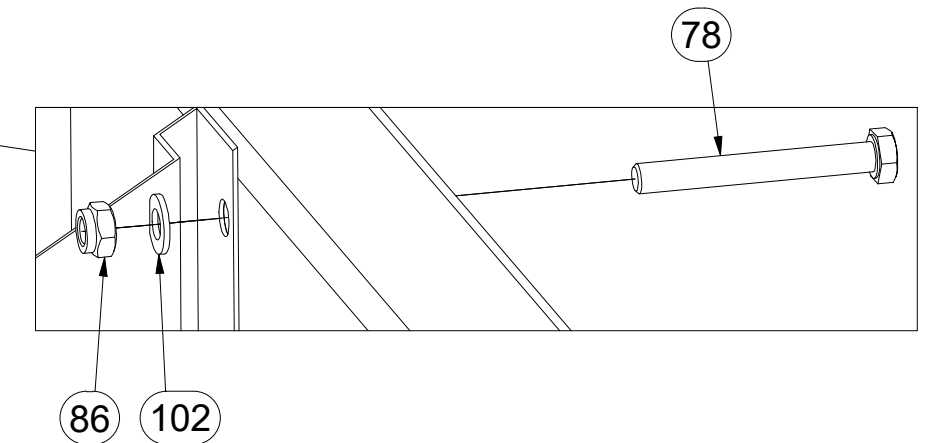
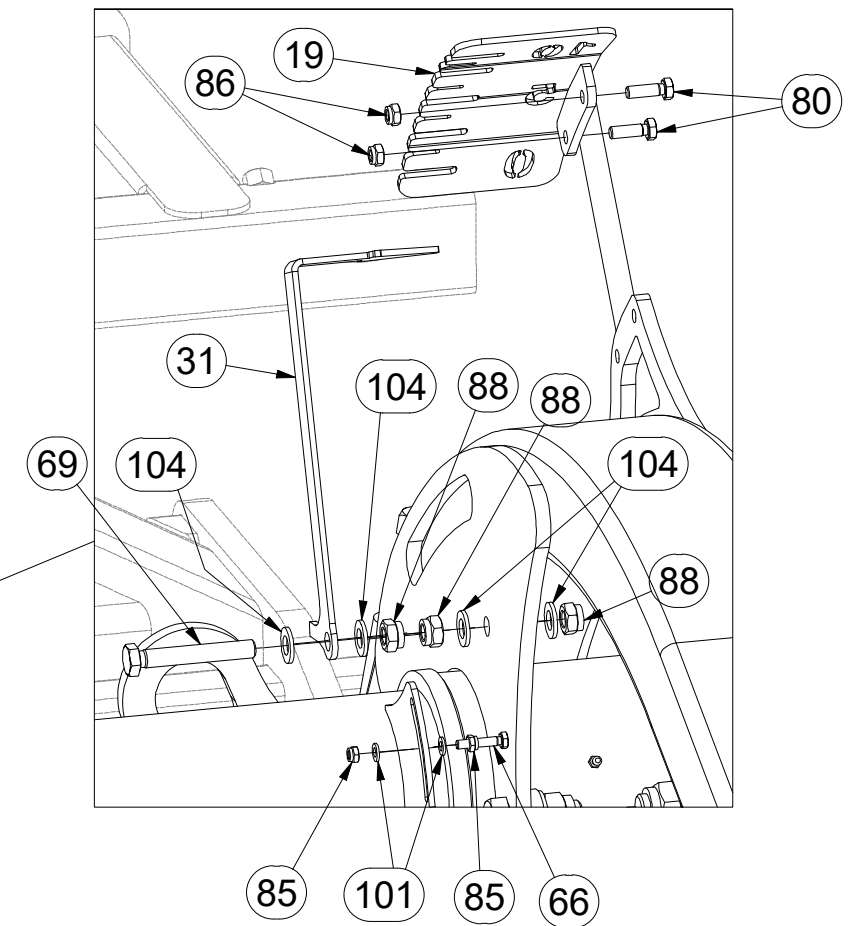
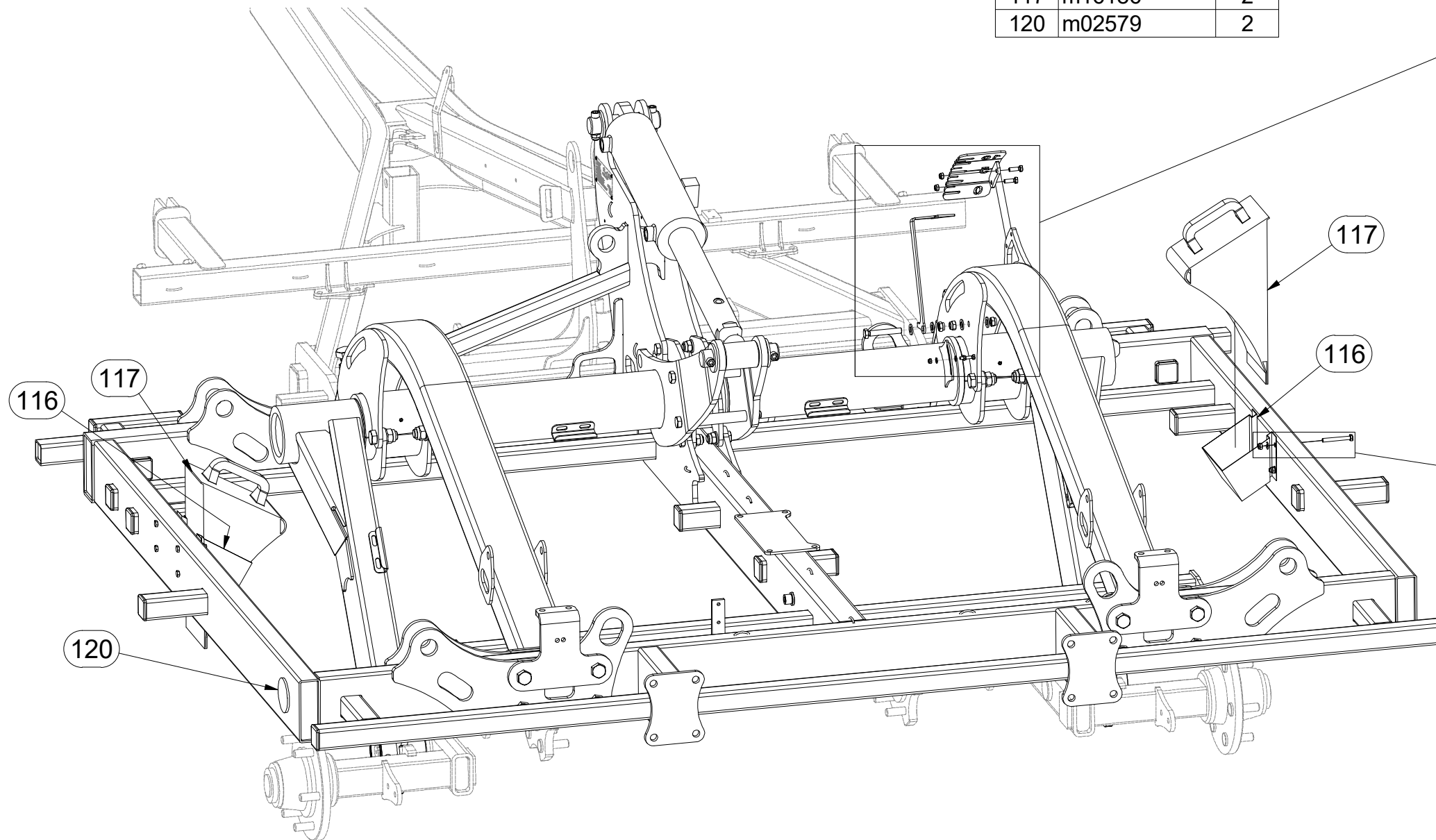
Ⓢ PODSTAWA MASZyny



3007225



Pos.	Part Number	Pcs.
19	4016288	1
31	4011635	1
66	m01077	1
69	m06446	1
78	m03931	8
80	m01092	2
85	m05560	2
86	m04503	10
88	m04301	33
101	m01199	2
102	m01203	8
104	m01214	4
116	m12572	2
117	m16186	2
120	m02579	2



Ⓒ ZÁKLAD STROJE

Ⓓ UNTERBAU DER MASCHINE

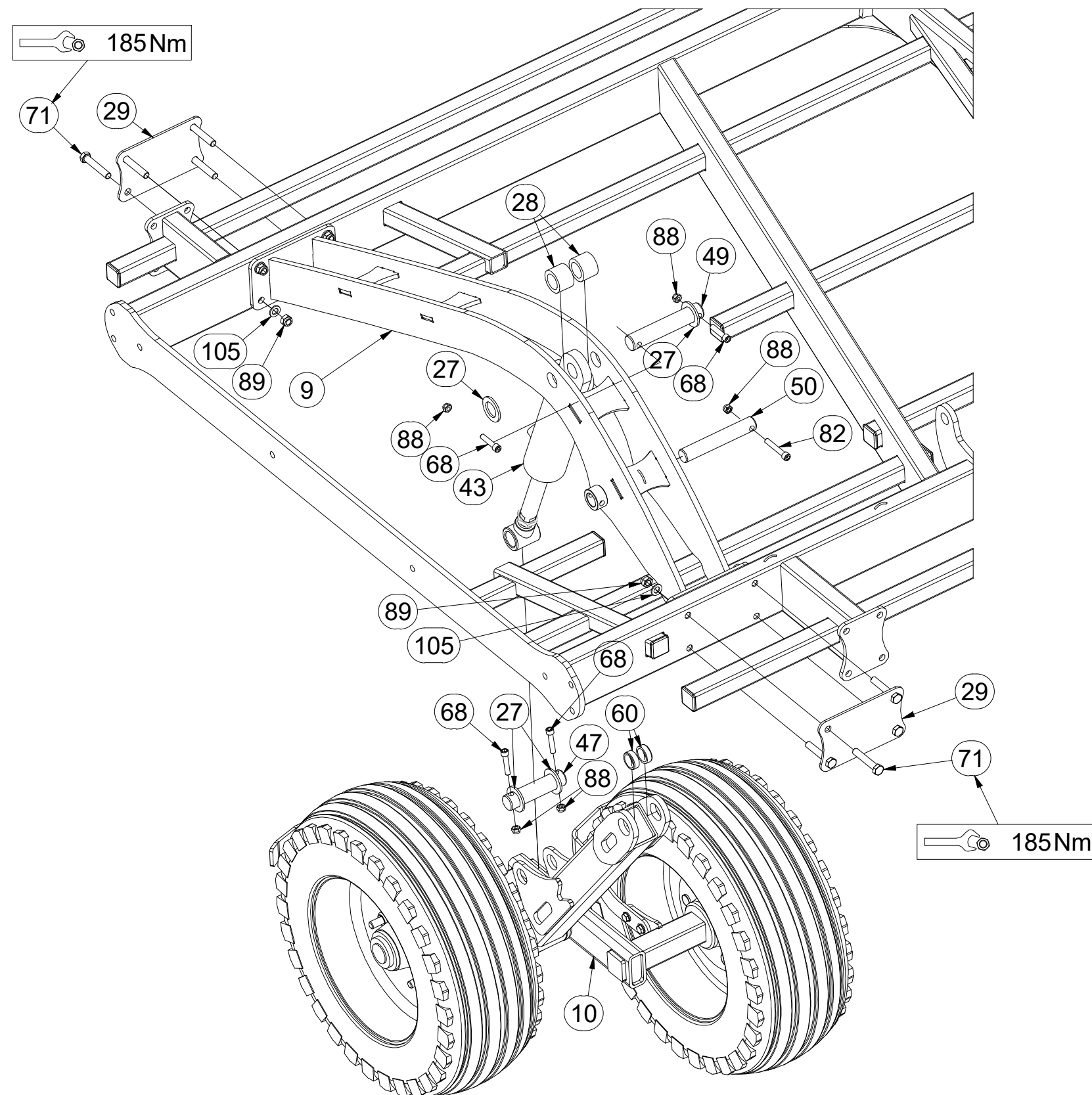
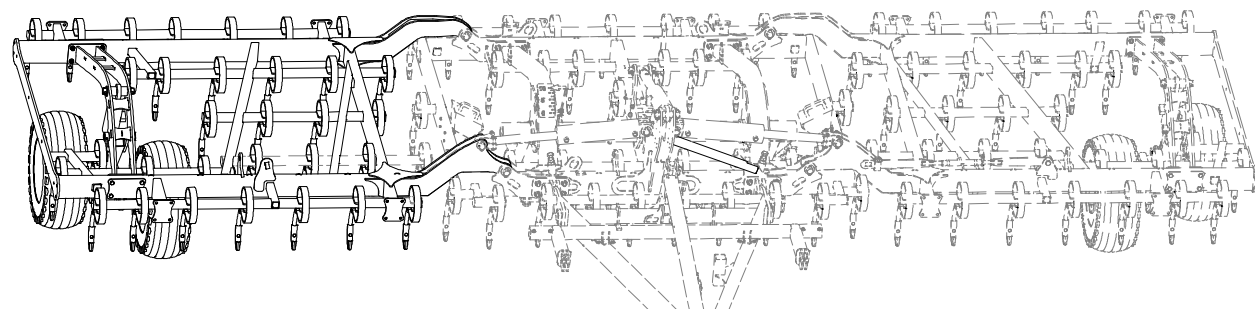
Ⓕ BÂTI DE LA MACHINE

3007225

Ⓖ FOOTING OF THE MACHINE

Ⓡ ОСНОВАНИЕ МАШИНЫ

Ⓟ PODSTAWA MASZYNY



Pos.	Part Number	Pcs.
9	3008572	1
10	3005869	1
27	4013139	28
28	4011691	4
29	4011701	4
43	m13433	1
47	4008204	5
49	4007642	2
50	4016833	2
60	m14979	4
68	m14008	28
71	m03215	16
82	m13033	2
88	m04301	33
89	m03683	20
105	m01219	20

☉ ZÁKLAD STROJE

☐ UNTERBAU DER MASCHINE

☐ BÂTI DE LA MACHINE

☉ FOOTING OF THE MACHINE

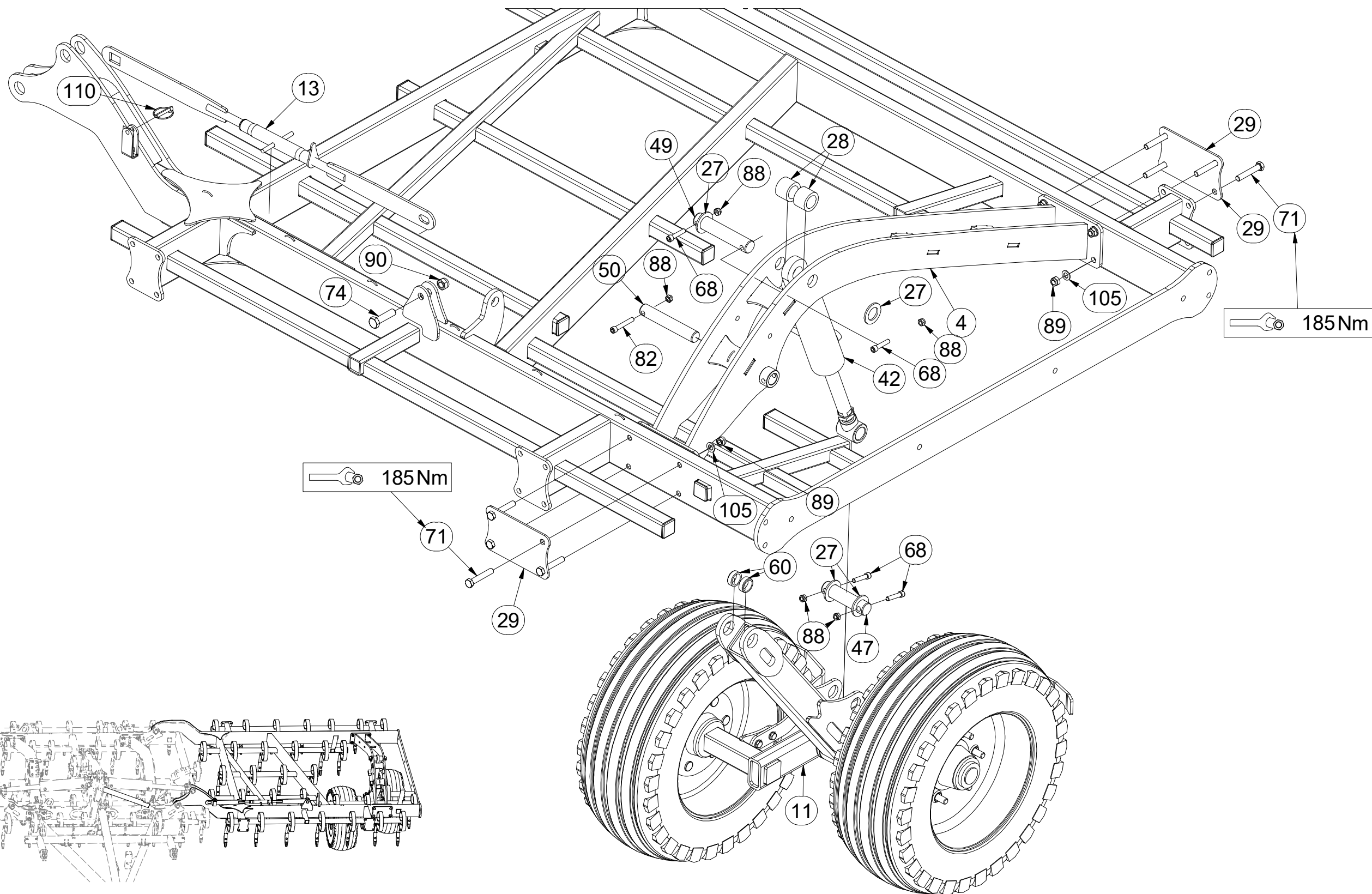
☉ ОСНОВАНИЕ МАШИНЫ

☉ PODSTAWA MASZYNY



3007225

Pos.	Part Number	Pcs.
4	3008573	1
11	3005871	1
13	4011656	1
27	4013139	28
28	4011691	4
29	4011701	4
42	m13434	1
47	4008204	5
49	4007642	2
50	4016833	2
60	m14979	4
68	m14008	28
71	m03215	16
74	m05723	1
82	m13033	2
88	m04301	33
89	m03683	20
90	m05648	25
105	m01219	20
110	m13119	1

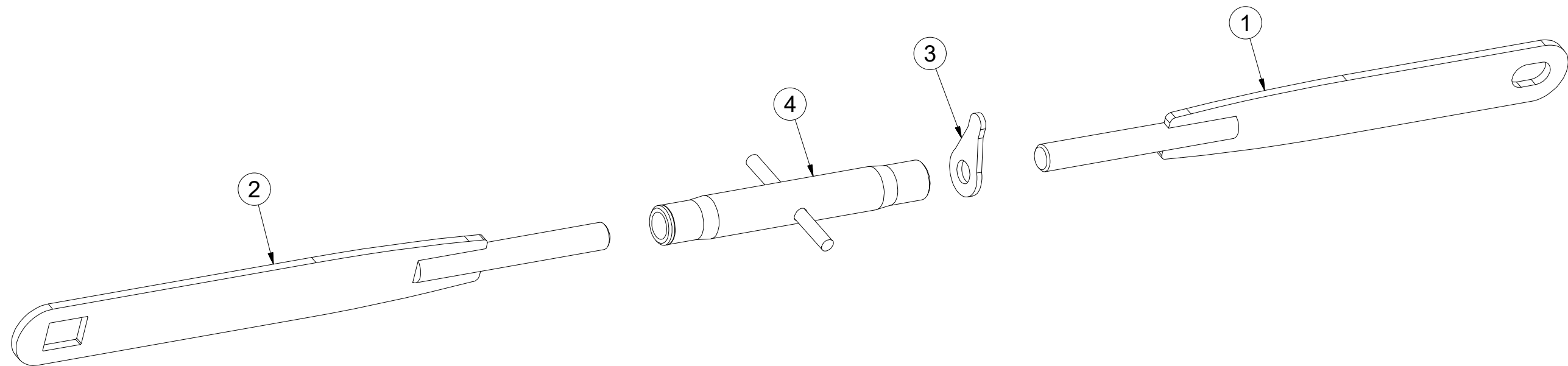


ⒸZ TÁHLO
Ⓓ STANGE
Ⓕ TIGE DE TRACTION

ⒼB DRAWBAR
Ⓔ RU ТЯГА
ⒼL PRĘT



4011656



Pos.	Part Number	Pcs.
1	4011655	1
2	4011653	1
3	m08881	1
4	m08880	1

Ⓒ OKO PÍSTNICE

Ⓓ BEFESTIGUNGSBUCHSE-SATZ

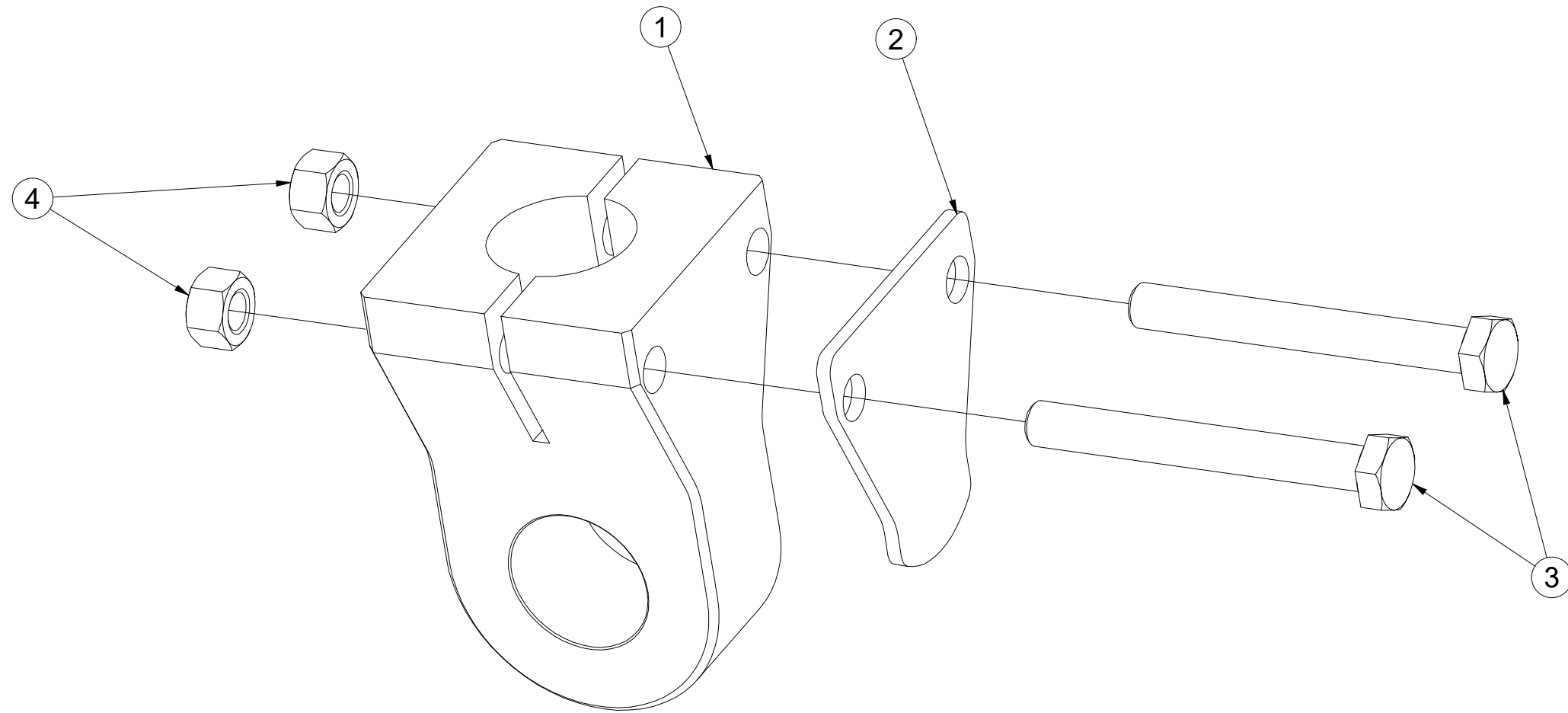
Ⓕ ØILLET DE LA TÊTE DE PISTON

4011581

Ⓖ PISTON ROD LUG

Ⓡ ПРОУШИНА ЦИЛИНДРА

Ⓢ UCHO TŁOKU



Pos.	Part Number	Pcs.
1	4011568	1
4	m10439	2
2	4011703	1
3	m11598	2

ⒸZ TANDEMŮVÉ KOLO - PRAVÉ

Ⓓ TENDEMTRAD - RECHTES

Ⓕ ROUE TANDEM - DROITE

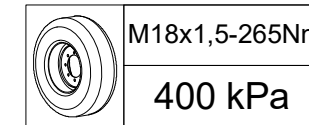
ⒸB TANDEM WHEEL - RIGHT

ⒸU ТАНДЕМНОЕ КОЛЕСО - ПРАВОЕ

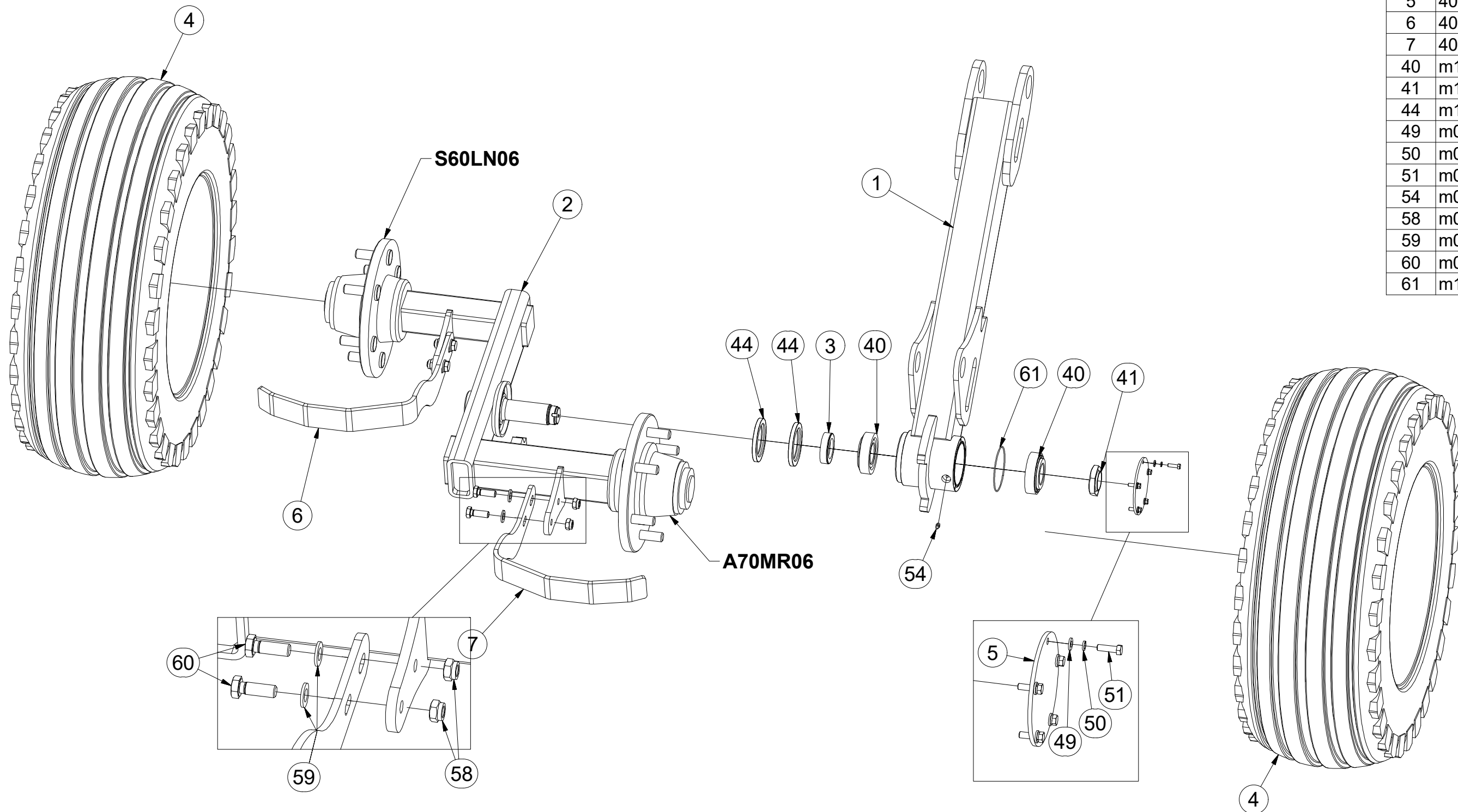
ⒸL KOŁO TANDEMOWE - PRAWO



3005869



Pos.	Part Number	Pcs.
1	3008575	1
2	3007942	1
3	4014913	1
4	m05759	2
5	4011430	1
6	4021953	1
7	4021952	1
40	m11345	2
41	m12228	1
44	m11109	2
49	m01199	5
50	m01200	5
51	m01074	5
54	m01725	1
58	m04301	4
59	m01214	4
60	m04343	4
61	m11159	1



ⒸZ TANDEMŮVÉ KOLO - LEVÉ

Ⓓ TANDEMRAD - LINKES

Ⓕ ROUE TANDEM - GAUCHE

ⒸB TANDEM WHEEL - LEFT

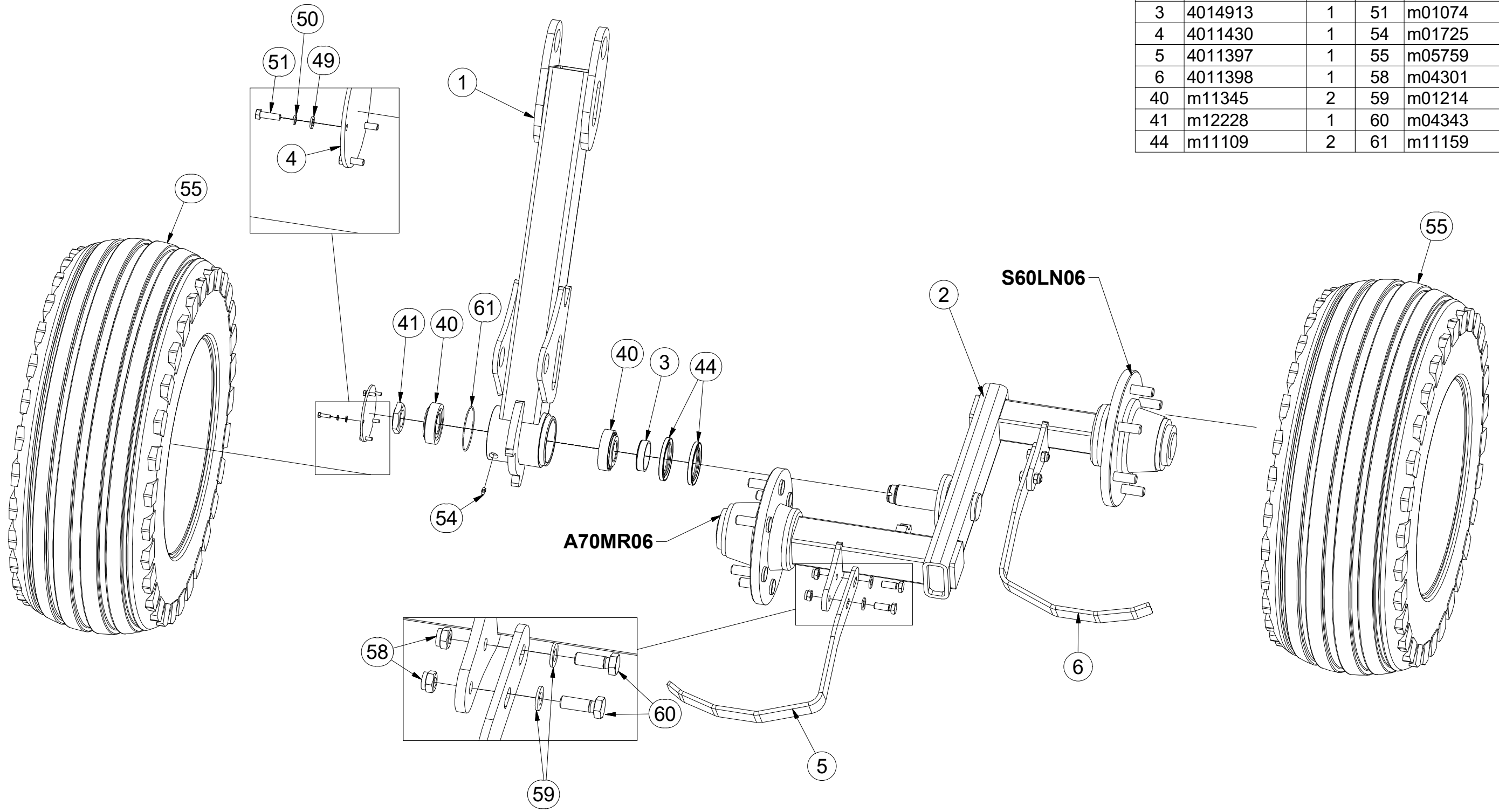
ⒸU ТАНДЕМНОЕ КОЛЕСО - ЛЕВОЕ

ⒸL KOŁO TANDEMOWE - LEWE



3005871

Pos.	Part Number	Pcs.	Pos.	Part Number	Pcs.
1	3008574	1	49	m01199	5
2	3007942	1	50	m01200	5
3	4014913	1	51	m01074	5
4	4011430	1	54	m01725	1
5	4011397	1	55	m05759	2
6	4011398	1	58	m04301	4
40	m11345	2	59	m01214	4
41	m12228	1	60	m04343	4
44	m11109	2	61	m11159	1



Ⓒ NÁPRAVA

Ⓓ ACHSE

Ⓕ ESSIEU

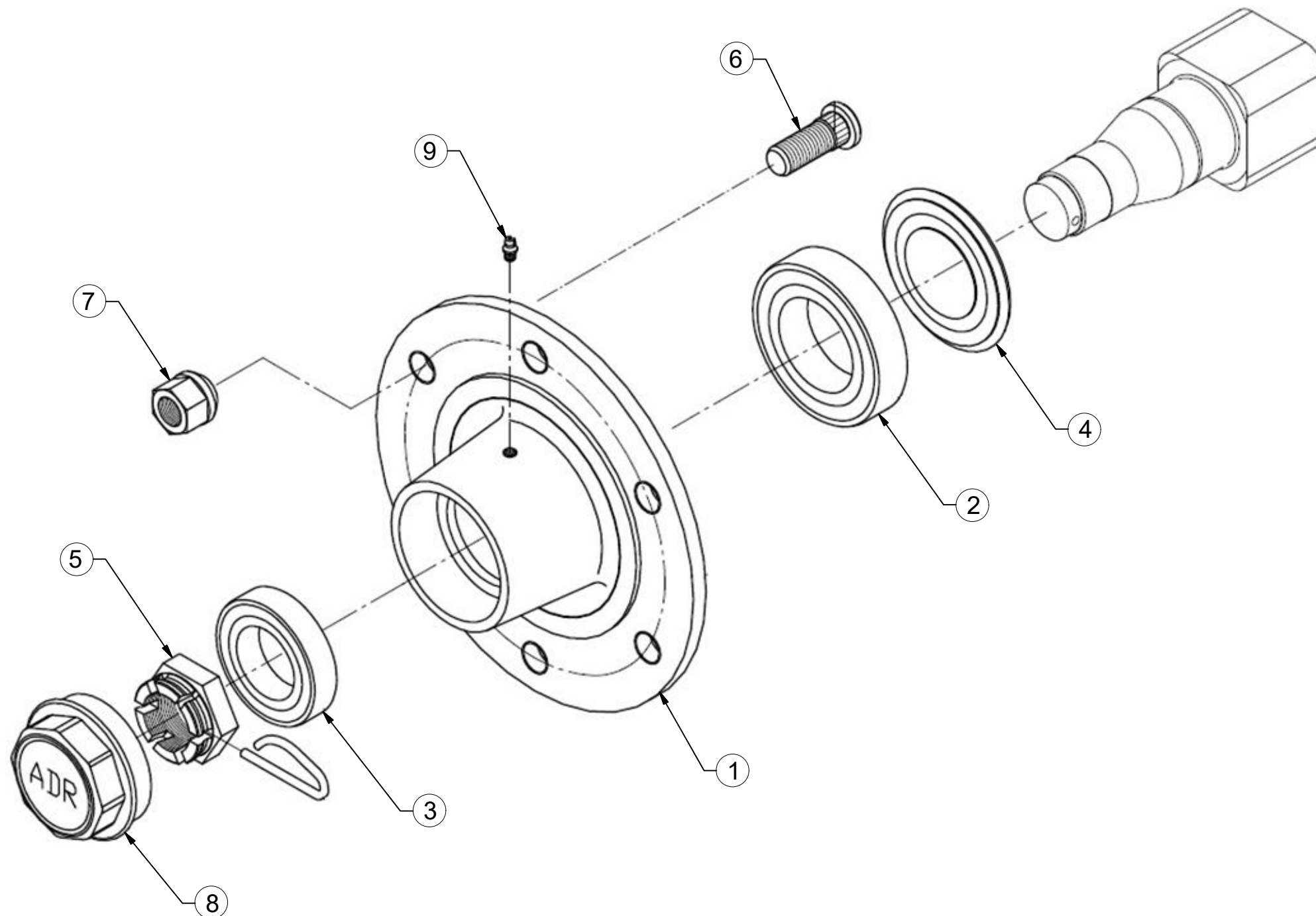
Ⓖ AXLE

Ⓒ OCB

Ⓗ OS



S60LN06



Pos.	Part Number	Pcs.
1	m15631	1
2	m07151	1
3	m07152	1
4	m15058	1
5	m08169	1
6	m08148	6
7	m08163	6
8	m15123	1
9	m05698	1

Ⓒ NÁPRAVA

Ⓓ ACHSE

Ⓕ ESSIEU

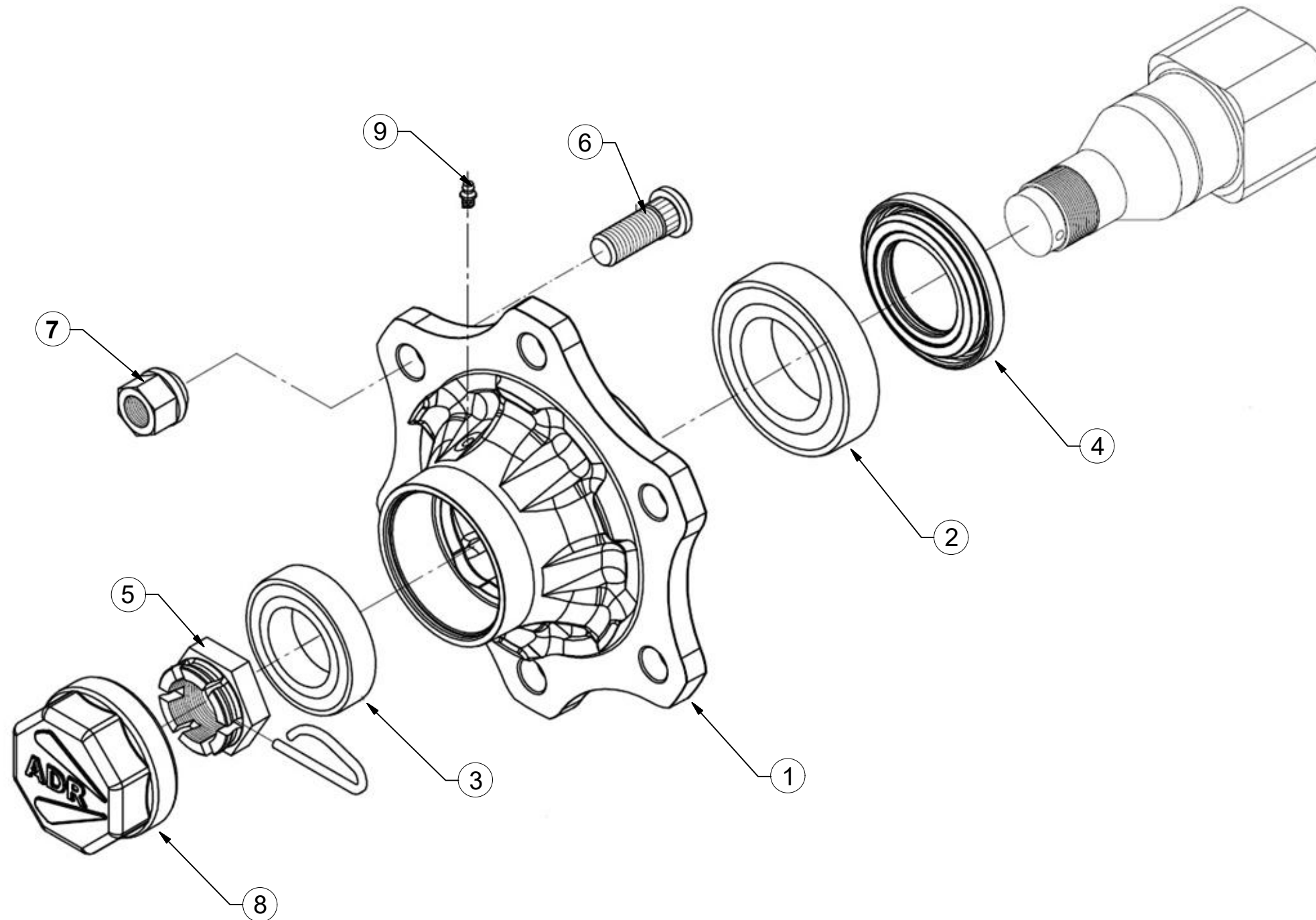
Ⓖ AXLE

Ⓡ OCB

Ⓟ OS



A70MR06



Pos	Part Number	Pcs.
1	m19667	2
2	m08194	2
3	m07152	2
4	m14924	2
5	m08169	2
6	m08148	12
7	m08163	12
8	m19668	2
9	m05698	2

Ⓒ KOLO

Ⓓ RAD

Ⓕ ROUE

Ⓖ WHEEL

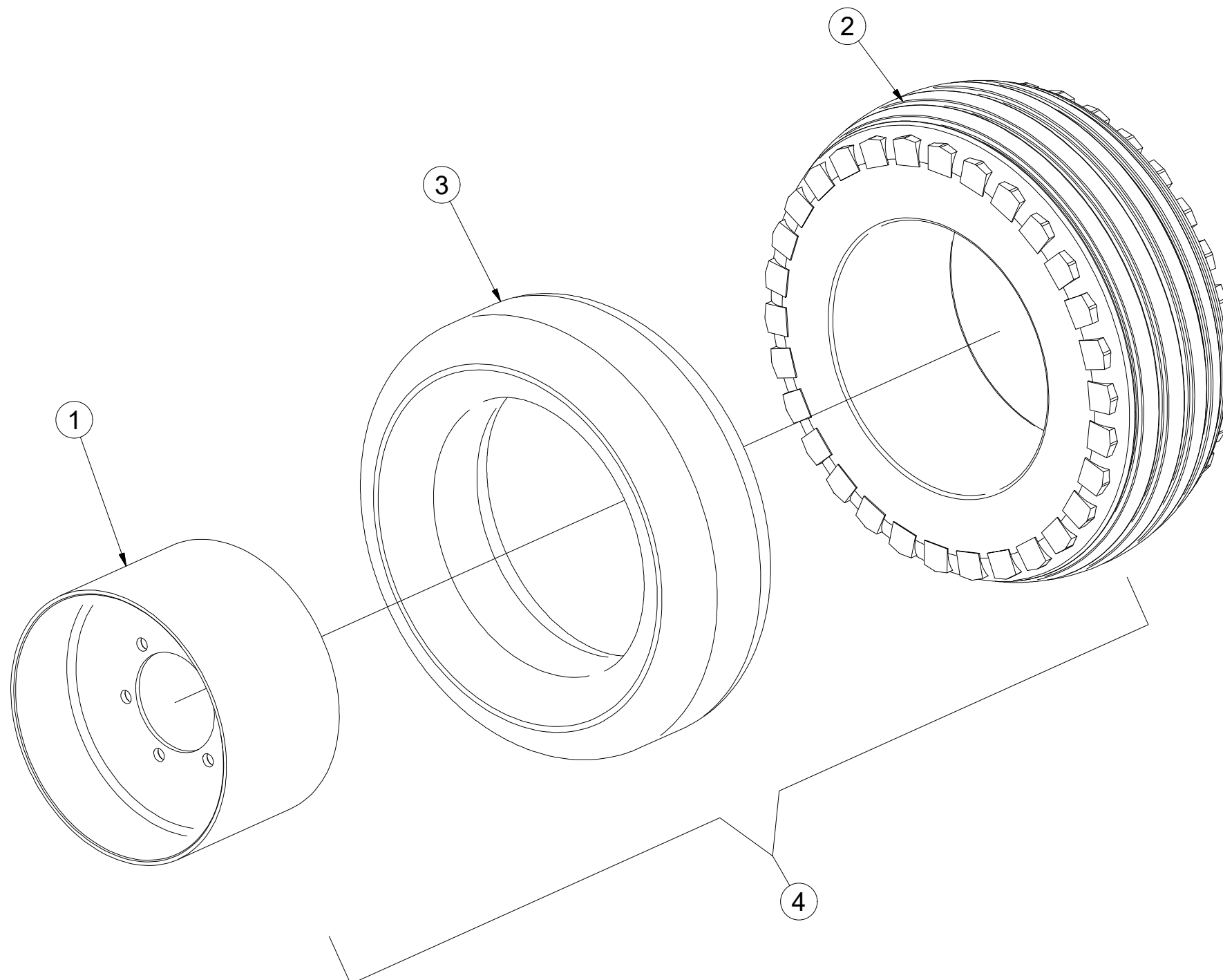
Ⓡ КОЛЕСО

Ⓟ KOŁO



m05759

Pos.	Part Number	Pcs.
1	m03097	1
2	m02824	1
3	m02827	1
4	m05759	1



Ⓒ SADA KYPŘIČŮ STOP

Ⓓ SPURENLOCKERERSATZ

Ⓕ KIT DE CULTIVATEURS DE TRACES

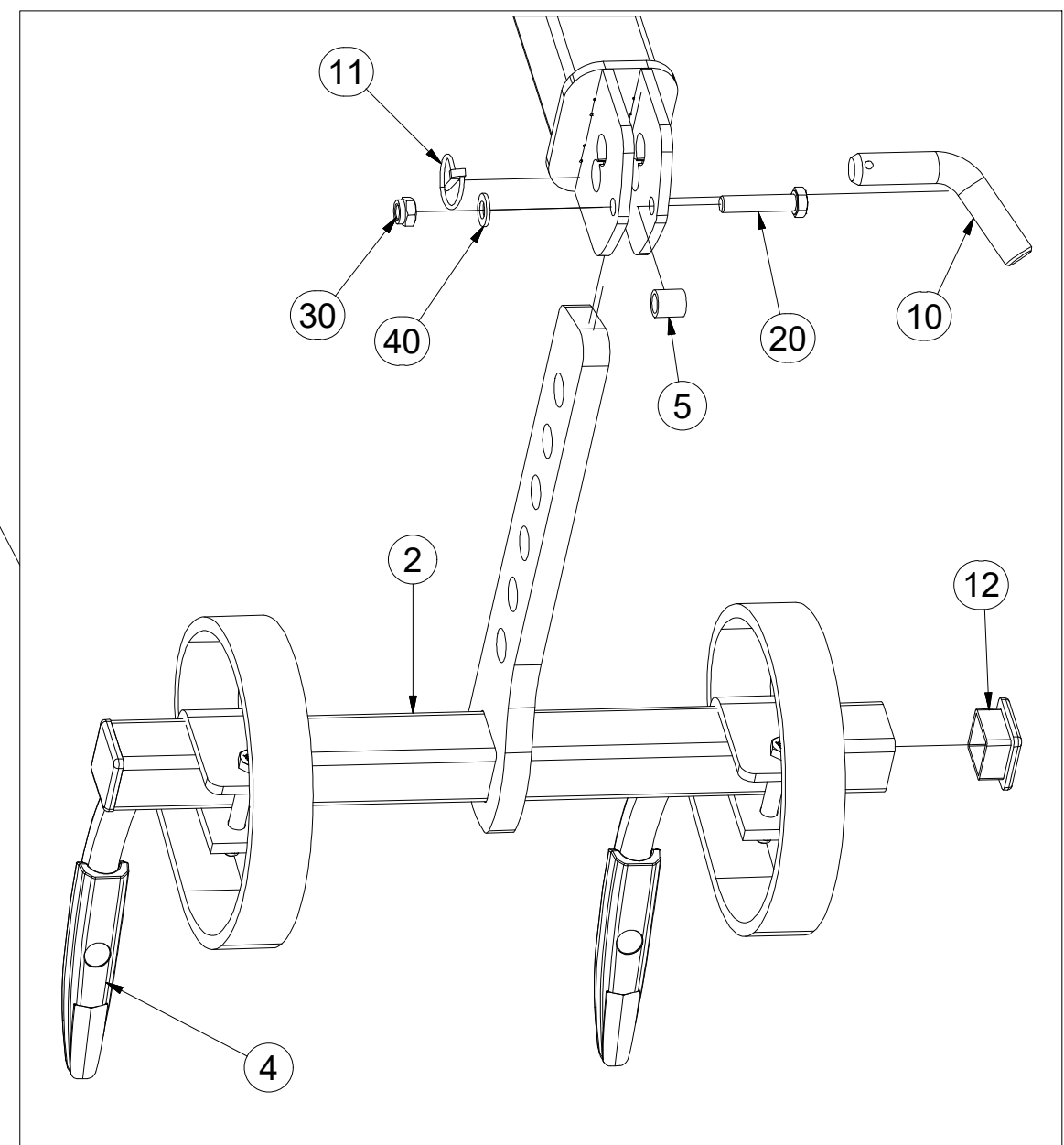
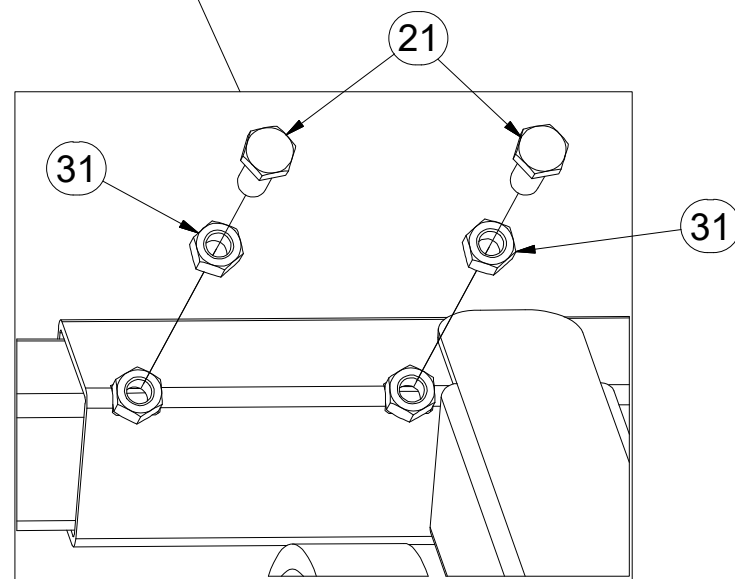
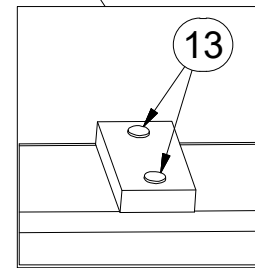
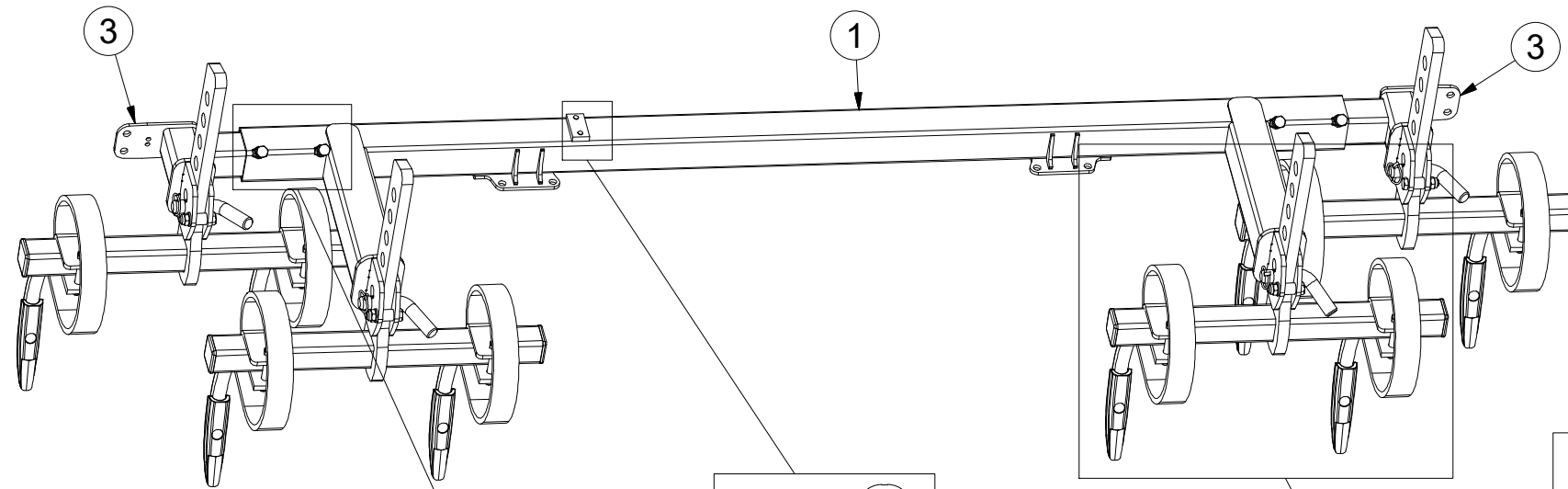
Ⓖ SET OF TRACK CULTIVATORS

Ⓡ КОМПЛЕКТ РЫХЛИТЕЛЕЙ КОЛЕИ

Ⓢ ZESTAW SPULCHNIACZY ŚLADÓW



3009603



Pos.	Part Number	Pcs.
1	3009116	1
2	3005999	4
3	3009560	2
4	4011438	8
5	9003439	4
10	m08885	4
11	m10454	4
12	m09445	8
13	m11099	2
20	m12626	4
21	m04343	4
30	m04301	4
31	m01305	4
40	m01214	4

Ⓒ RADLICE

Ⓓ SCHARE

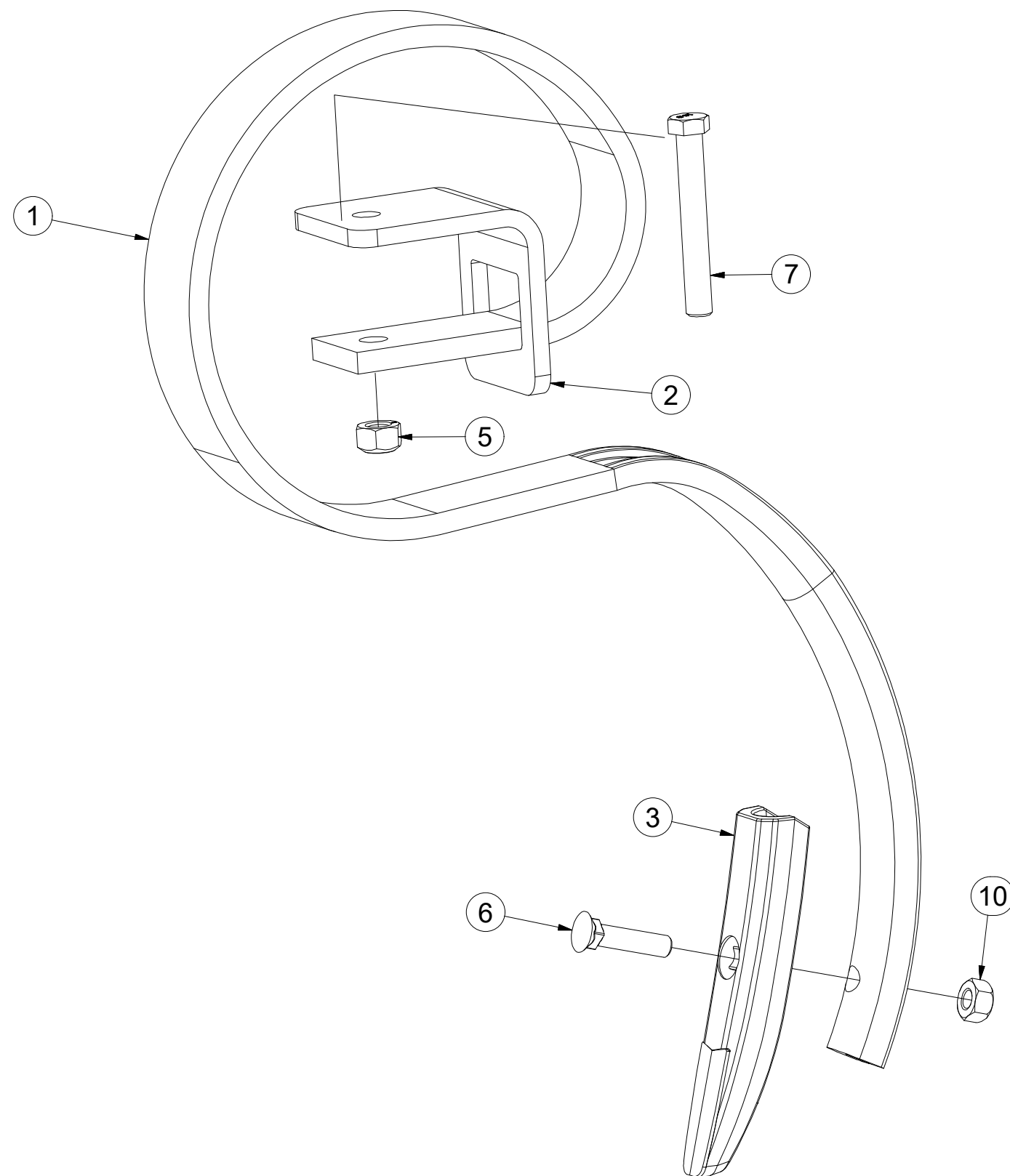
Ⓕ SOC

4011438

Ⓖ SHARE

Ⓡ ЛАПА

Ⓟ REDLICE



Pos.	Part Number	Pcs.
1	9004270	1
2	9003372	1
3	4011647	1
5	m06233	1
6	m16625	1
7	m11904	1
10	m08830	1

Ⓒ SADA FLEXIBOARDŮ - PŘEDNÍ

Ⓓ FLEXIBOARDSATZ – VORNE

Ⓕ KIT DE FLEXIBOARDS - AVANT

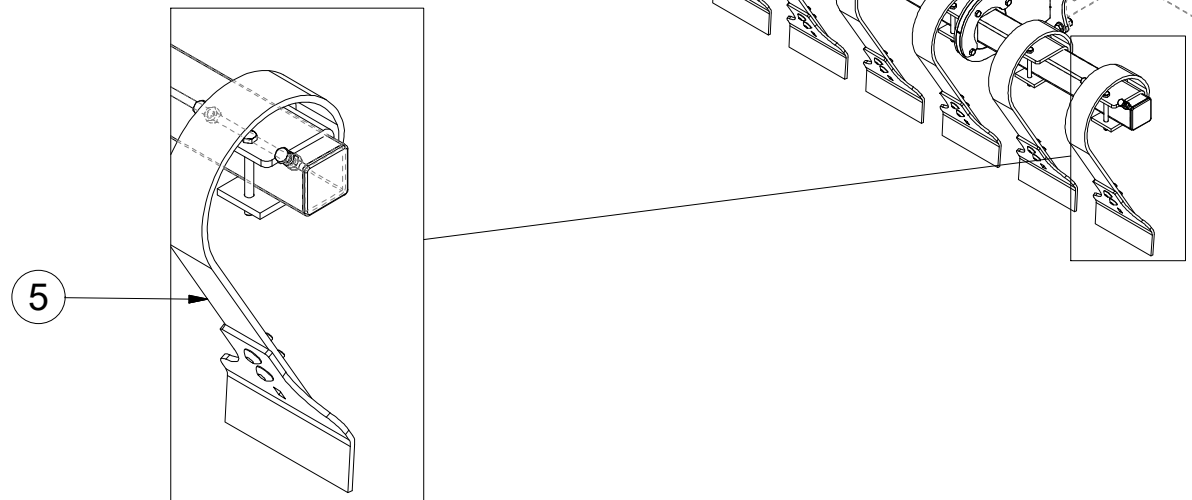
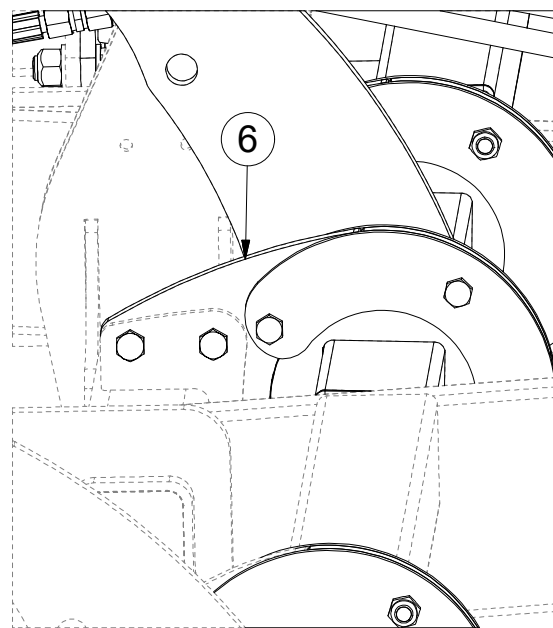
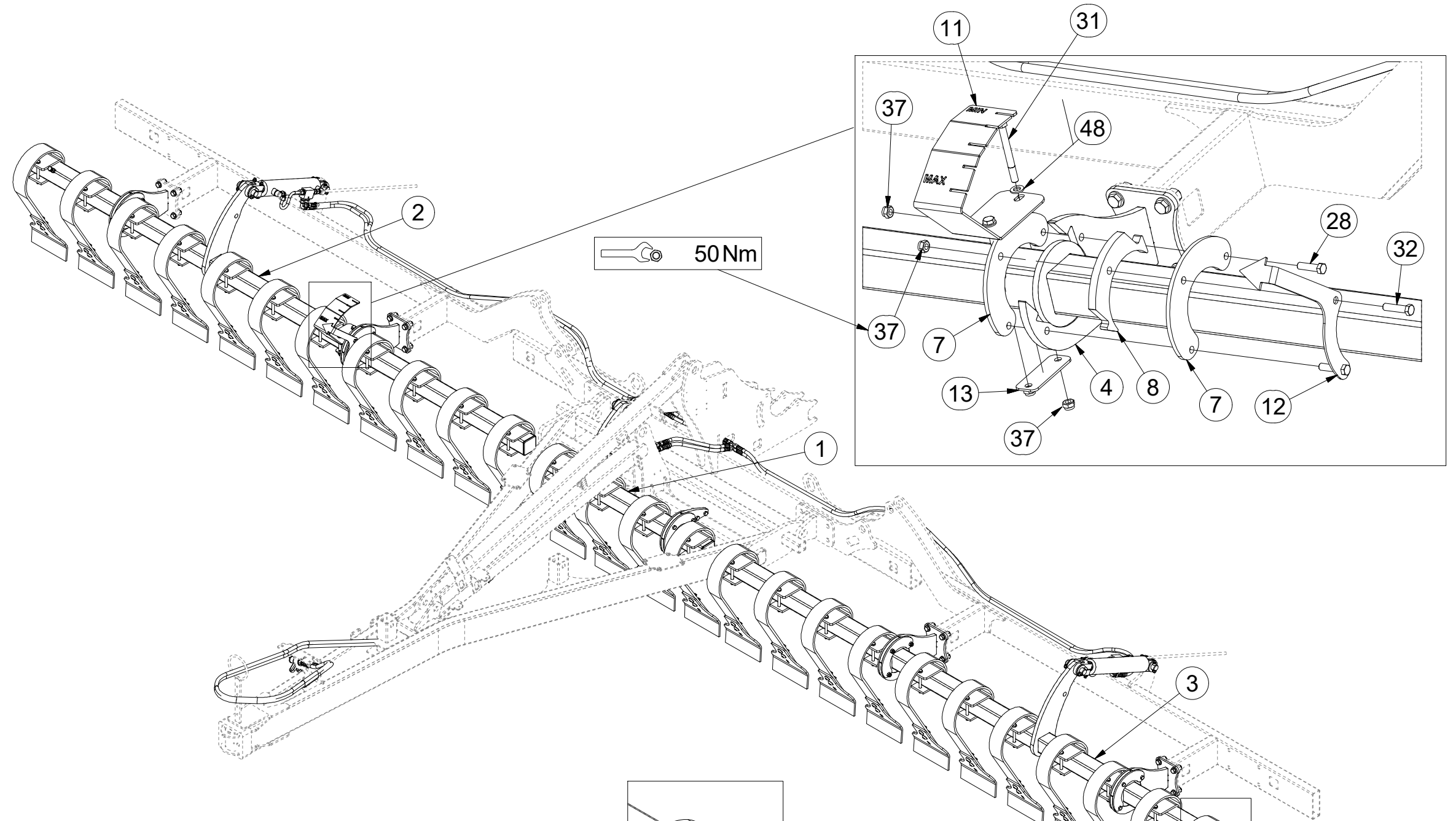
Ⓖ FLEXIBOARD SET - FRONT

Ⓡ КОМПЛЕКТ ЛОПАТКОВОЙ БОРОНЫ FLEXIBOARD – ПЕРЕДНИЙ

Ⓟ ZESTAW WAŁÓW FLEXIBOARD - PRZEDNI



3009634



Pos	Part Numbe	Pcs.	Pos	Part Numbe	Pcs.
1	3009100	1	11	4016312	1
2	3009102	1	12	4018112	1
3	3009101	1	13	4016313	1
4	3009103	4	28	m06077	16
5	4013079	26	31	m03927	2
6	4018111	2	32	m03339	2
7	4018110	12	37	m04301	28
8	4018126	6	48	m01214	2

☉ SADA FLEXIBOARDŮ - PŘEDNÍ

☉ FLEXIBOARDSATZ – VORNE

☉ KIT DE FLEXIBOARDS - AVANT

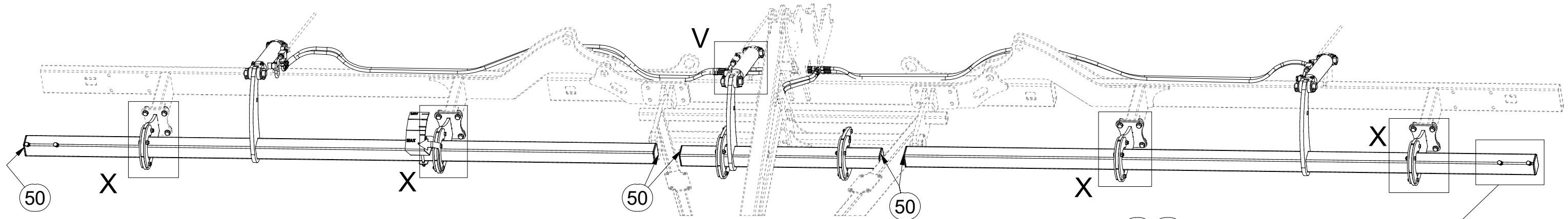
☉ FLEXIBOARD SET - FRONT

☉ КОМПЛЕКТ ЛОПАТКОВОЙ БОРОНЫ FLEXIBOARD – ПЕРЕДНИЙ

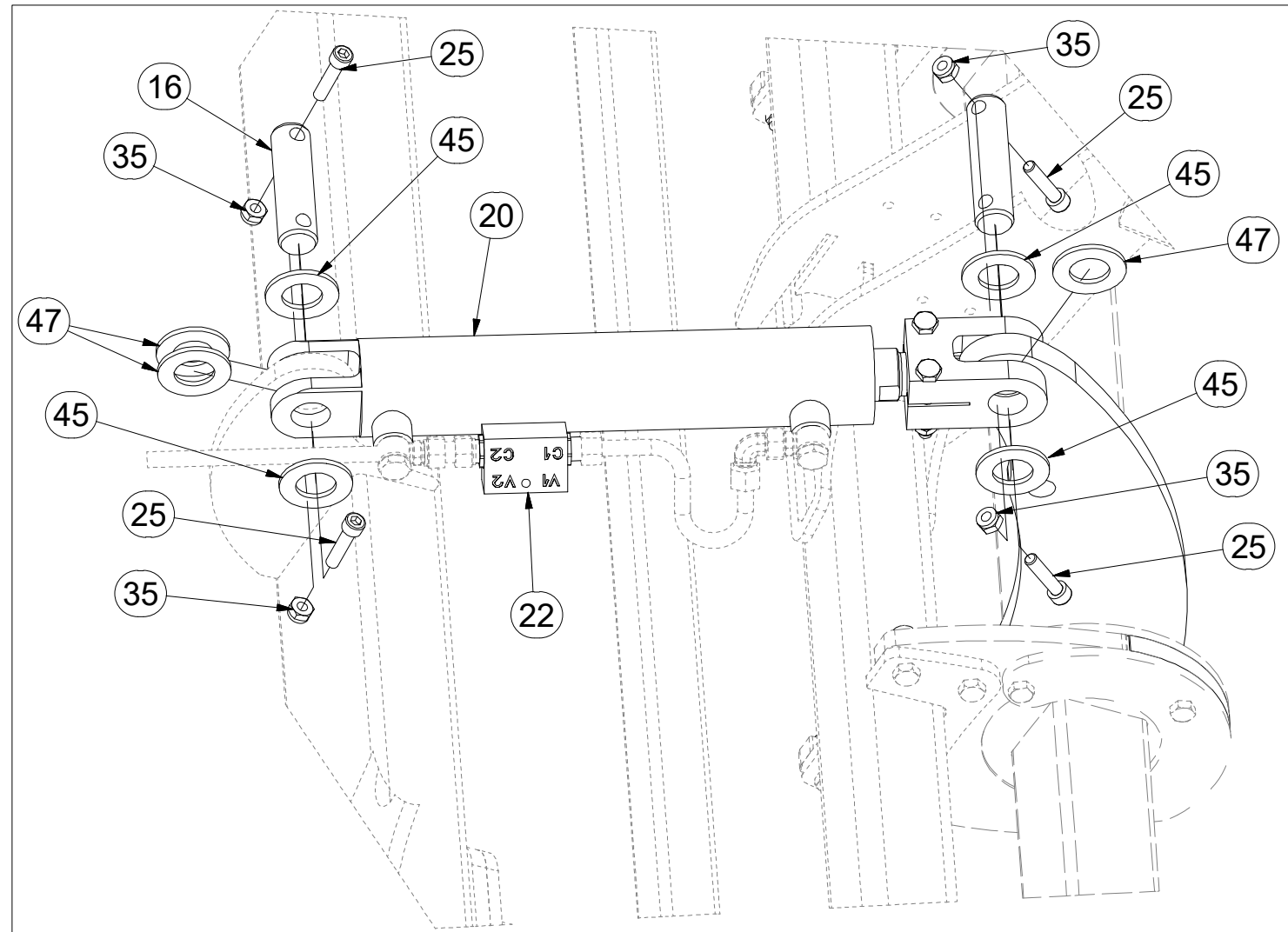
☉ ZESTAW WAŁÓW FLEXIBOARD - PRZEDNI



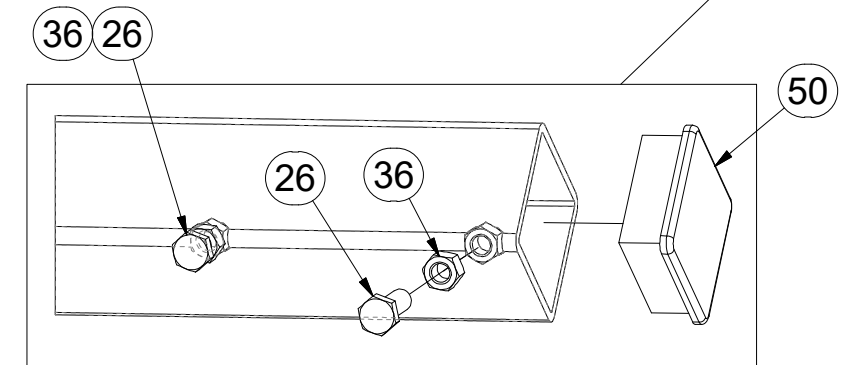
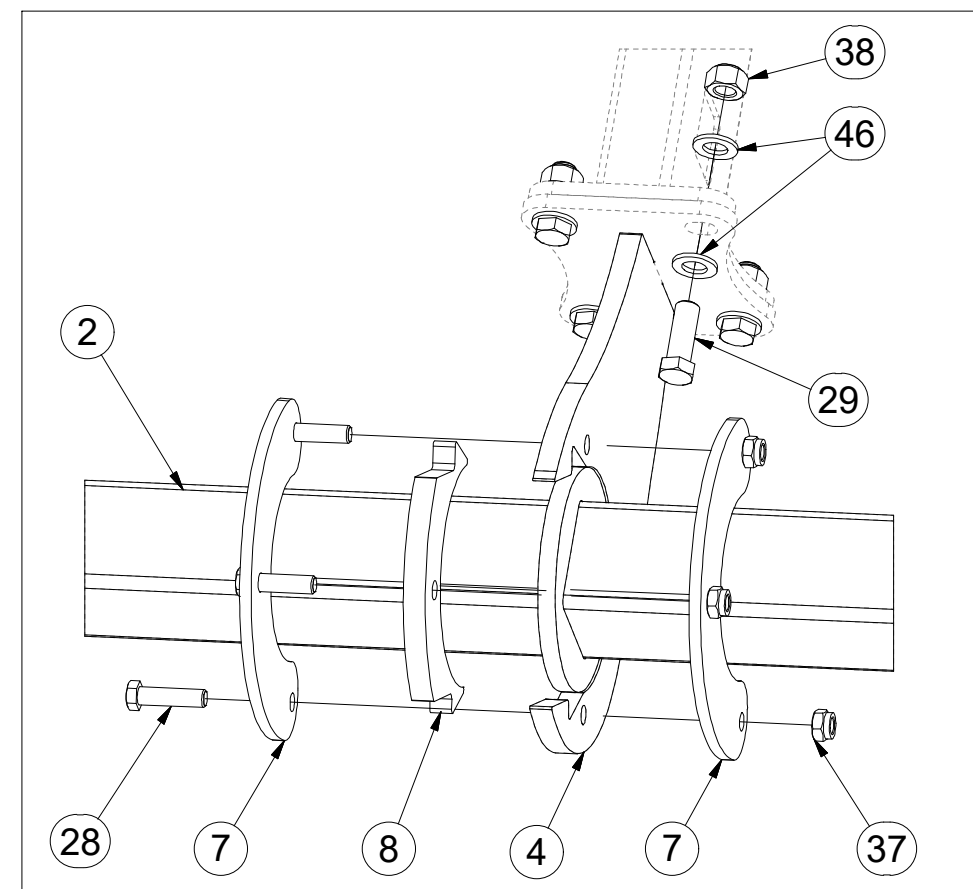
3009634



V



X



Pos	Part Number	Pcs.
2	3009102	1
4	3009103	4
7	4018110	12
8	4018126	6
16	4007584	3
20	m14371	3
22	m08083	3
25	m14143	12
26	m04343	4
28	m06077	16
29	m02254	16
35	m03775	12
36	m01305	4
37	m04301	28
38	m12150	16
45	m14029	12
46	m01219	32
47	m02866	9
50	m12167	6

ⒸZ SADA FLEXIBOARDŮ - PŘEDNÍ

Ⓓ FLEXIBOARDSATZ – VORNE

Ⓕ KIT DE FLEXIBOARDS - AVANT

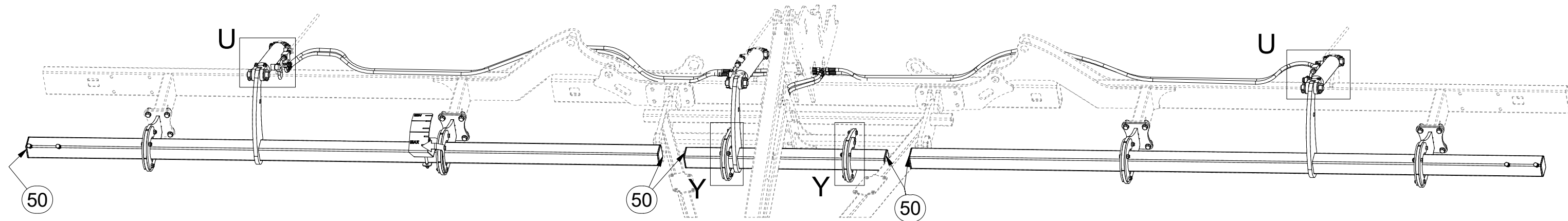
ⒸB FLEXIBOARD SET - FRONT

ⒸU КОМПЛЕКТ ЛОПАТКОВОЙ БОРОНЫ FLEXIBOARD – ПЕРЕДНИЙ

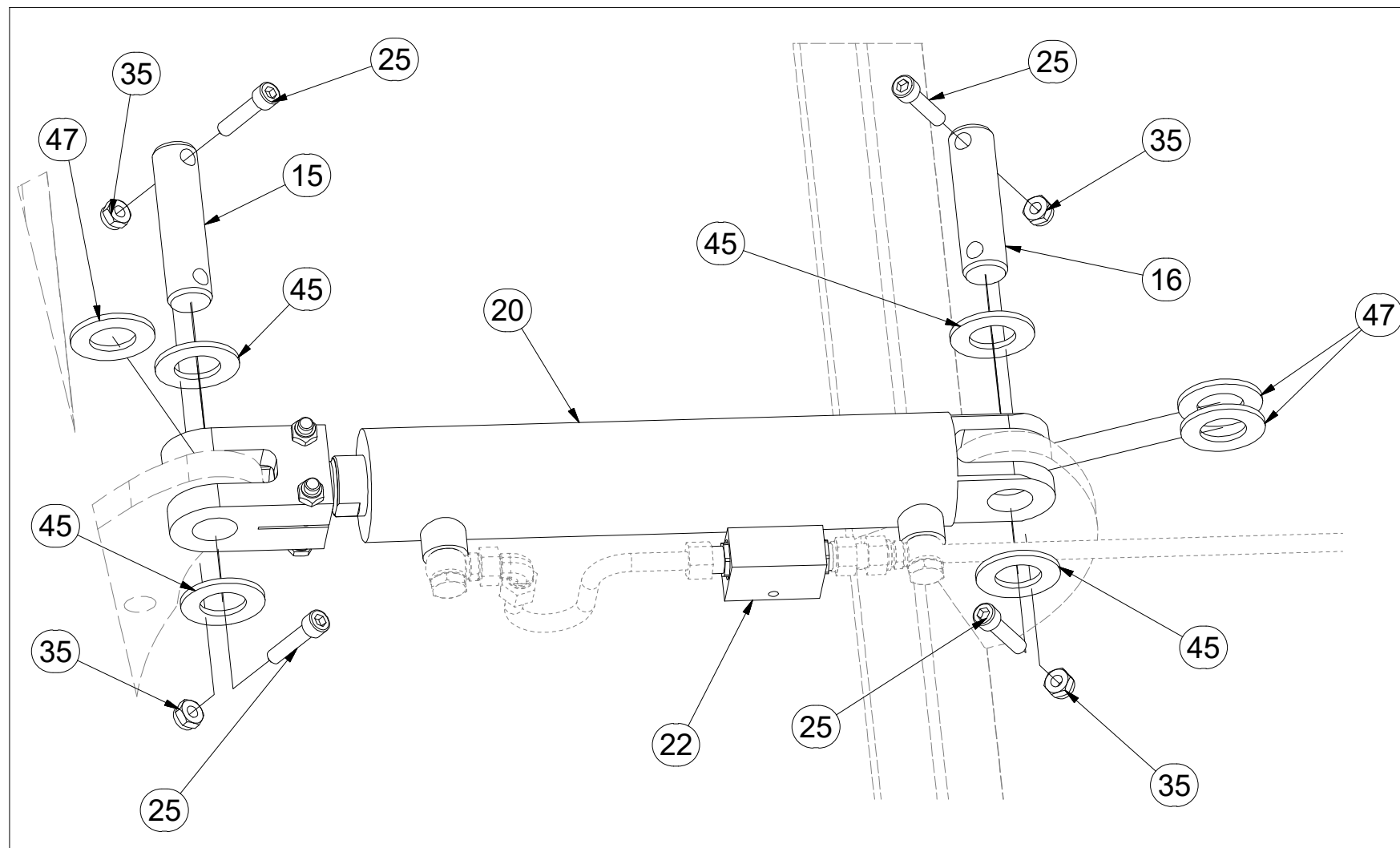
ⒸL ZESTAW WAŁÓW FLEXIBOARD - PRZEDNI



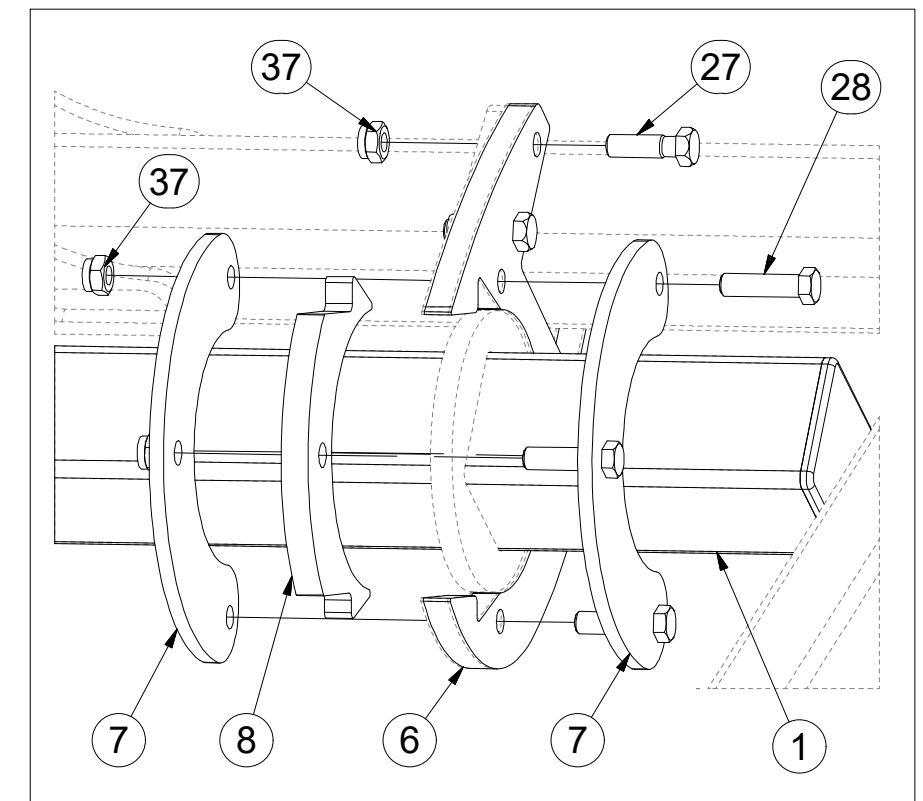
3009634



U



Y



Pos	Part Numbe	Pcs.	Pos	Part Numbe	Pcs.
1	3009100	1	25	m14143	12
6	4018111	2	27	m03926	8
7	4018110	12	28	m06077	16
8	4018126	6	35	m03775	12
15	4007639	3	37	m04301	28
16	4007584	3	45	m14029	12
20	m14371	3	47	m02866	9
22	m08083	3	50	m12167	6

ⒸZ SADA FLEXIBOARDŮ - PŘEDNÍ

Ⓓ FLEXIBOARDSATZ – VORNE

Ⓕ KIT DE FLEXIBOARDS - AVANT

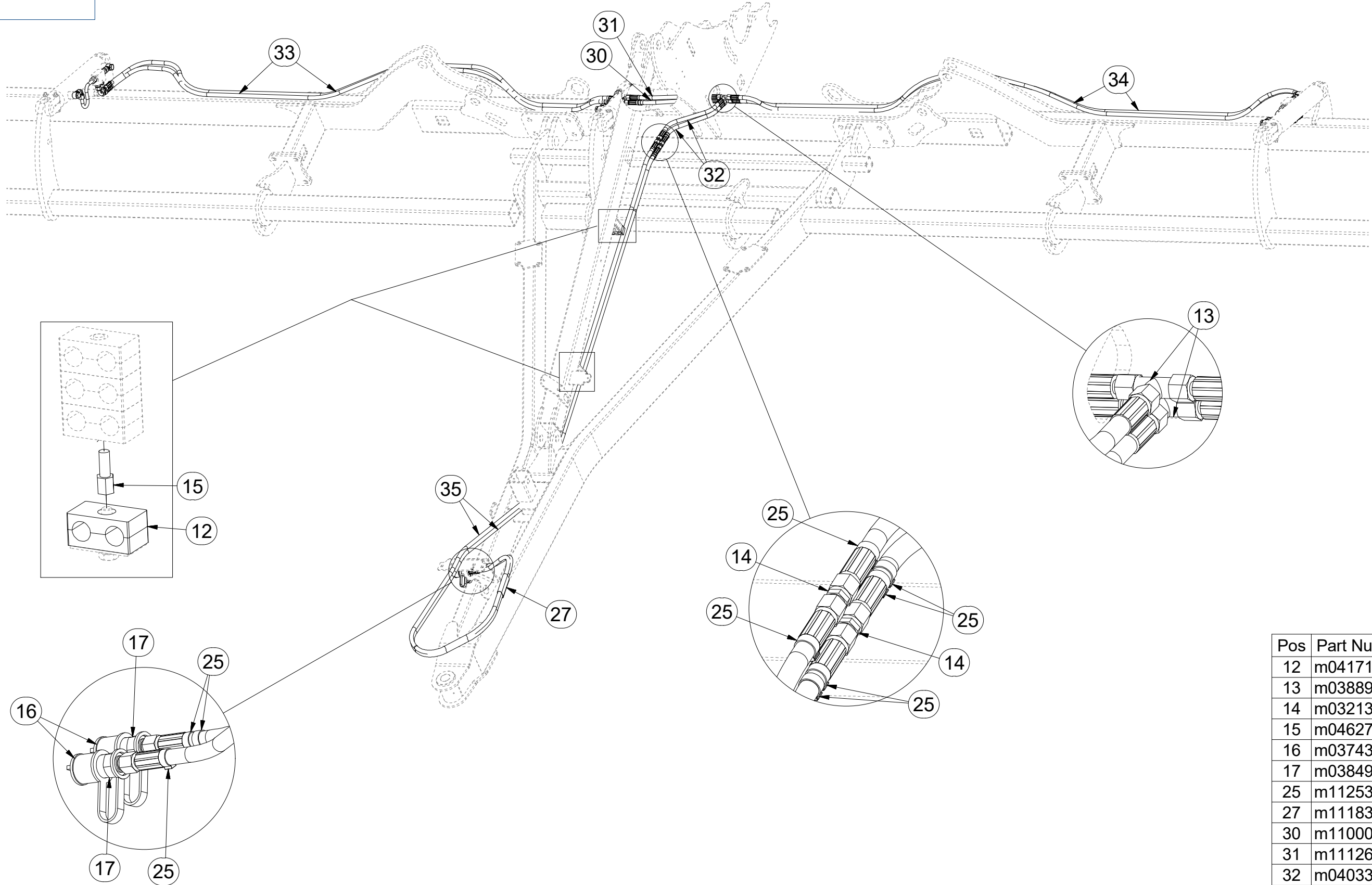
ⒸB FLEXIBOARD SET - FRONT

ⒸU КОМПЛЕКТ ЛОПАТКОВОЙ БОРОНЫ FLEXIBOARD – ПЕРЕДНИЙ

ⒸL ZESTAW WAŁÓW FLEXIBOARD - PRZEDNI



m16716



Pos	Part Numbe	Pcs.
12	m04171	2
13	m03889	2
14	m03213	2
15	m04627	2
16	m03743	2
17	m03849	2
25	m11253	21
27	m11183	1
30	m11000	1
31	m11126	1
32	m04033	2
33	m07650	2
34	m08000	2
35	m05216	2

ⒸZ SADA FLEXIBOARDŮ - PŘEDNÍ

Ⓓ FLEXIBOARDSATZ – VORNE

Ⓕ KIT DE FLEXIBOARDS - AVANT

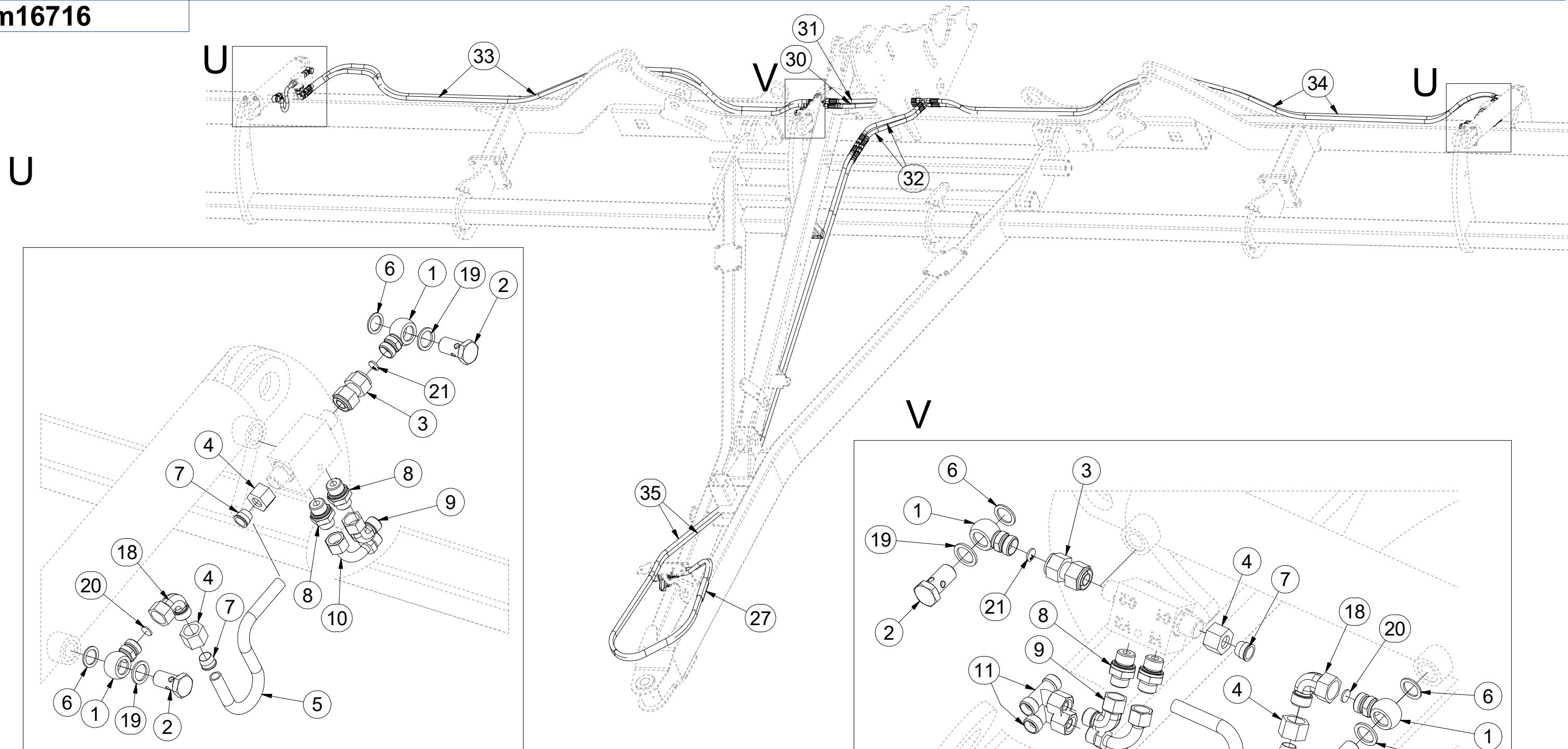
ⒸB FLEXIBOARD SET - FRONT

ⒸU КОМПЛЕКТ ЛОПАТКОВОЙ БОРОНЫ FLEXIBOARD – ПЕРЕДНИЙ

ⒸL ZESTAW WAŁÓW FLEXIBOARD - PRZEDNI



m16716



Pos	Part Numbe	Pcs.	Pos	Part Numbe	Pcs.	Pos	Part Numbe	Pcs.
1	m08461	6	8	m06528	6	21	m10774	3
2	m08460	6	9	m06803	3	27	m11183	1
3	m05144	3	10	m04024	3	30	m11000	1
4	m08861	6	11	m07567	2	31	m11126	1
5	m16714	3	18	m07654	3	32	m04033	2
6	m04222	6	19	m12442	6	33	m07650	2
7	m08862	6	20	m10649	3	34	m08000	2
						35	m05216	2

ⒸZ SADA FLEXIBOARDŮ - PŘEDNÍ

Ⓓ FLEXIBOARDSATZ – VORNE

Ⓕ KIT DE FLEXIBOARDS - AVANT

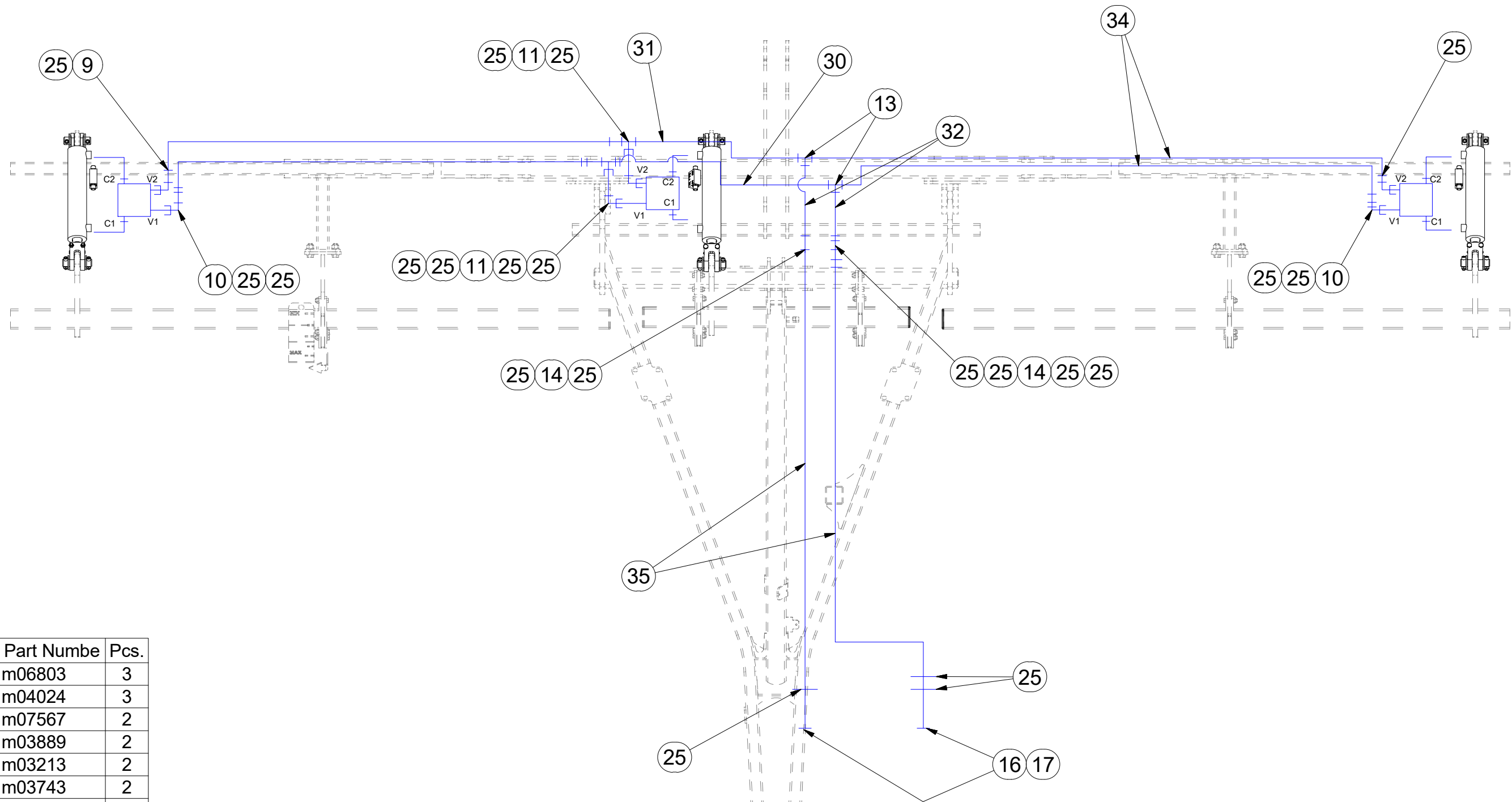
ⒸB FLEXIBOARD SET - FRONT

ⒸU КОМПЛЕКТ ЛОПАТКОВОЙ БОРОНЫ FLEXIBOARD – ПЕРЕДНИЙ

ⒸL ZESTAW WAŁÓW FLEXIBOARD - PRZEDNI



3009634



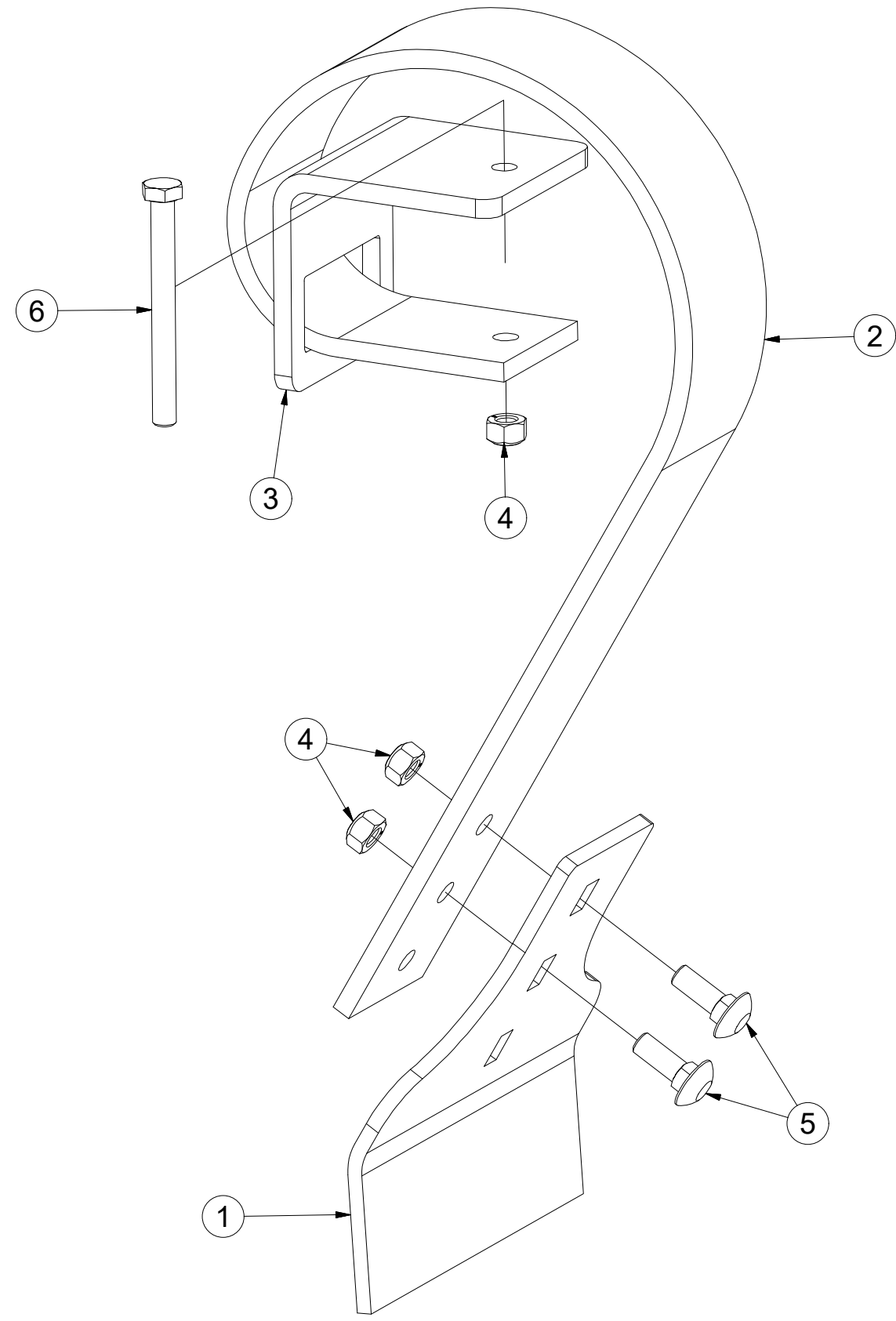
Pos	Part Numbe	Pcs.
9	m06803	3
10	m04024	3
11	m07567	2
13	m03889	2
14	m03213	2
16	m03743	2
17	m03849	2
25	m11253	21
27	m11183	1
30	m11000	1
31	m11126	1
32	m04033	2
33	m07650	2
34	m08000	2
35	m05216	2

(CZ) FLEXIBOARD - PŘEDNÍ
 (D) FLEXIBOARD - VORDERE
 (F) FLEXIBOARD - AVANT

(GB) FLEXIBOARD - FRONT
 (RU) FLEXIBOARD - ПЕРЕДНИЙ
 (PL) FLEXIBOARD - PRZEDNI



4013079



Pos.	Part Number	Pcs.
1	4011709	1
2	9004399	1
3	9003376	1
4	m06233	3
5	m10618	2
6	m13467	1

☉ SADA FLEXIBOARDŮ - ZADNÍ

☉ FLEXIBOARDSATZ – HINTEN

☉ KIT DE FLEXIBOARDS – ARRIÈRE

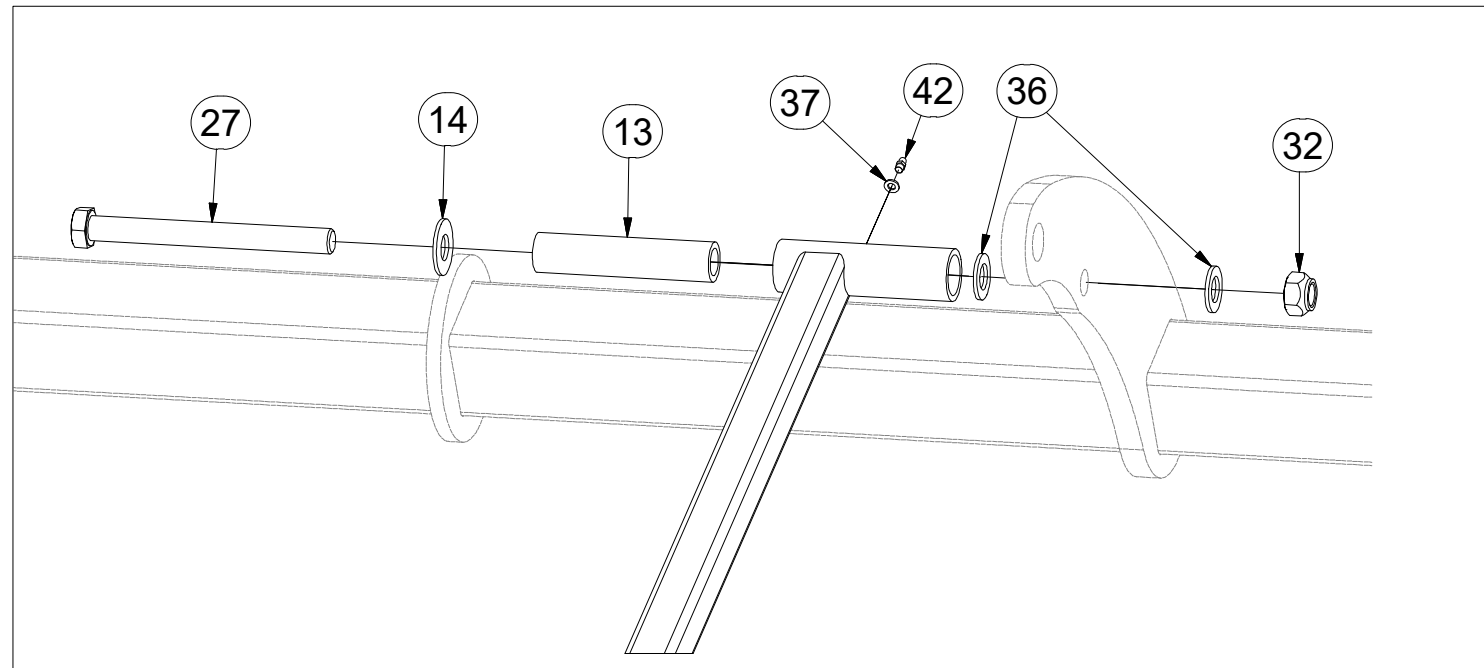
☉ FLEXIBOARD SET – REAR

☉ КОМПЛЕКТ ЛОПАТКОВОЙ БОРОНЫ FLEXIBOARD – ЗАДНИЙ

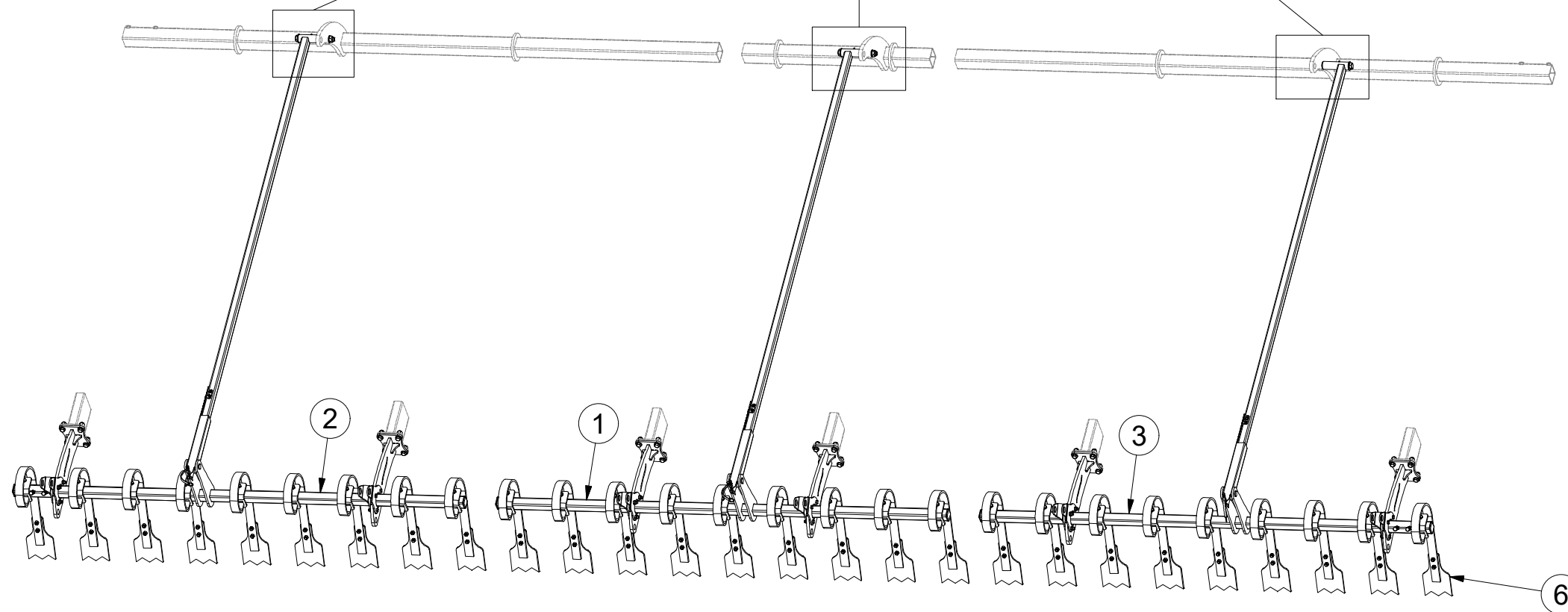
☉ ZESTAW WAŁÓW FLEXIBOARD – TYLNY



3009019



Pos.	Part Number	Pcs.
1	3009022	1
2	3009023	1
3	3009024	1
6	4011420	27
13	9003421	3
14	4013835	3
27	m05722	3
32	m11169	3
36	m03768	6
37	m01199	15
42	m01725	3



☉ SADA FLEXIBOARDŮ - ZADNÍ

☐ FLEXIBOARDSATZ – HINTEN

☐ KIT DE FLEXIBOARDS – ARRIÈRE

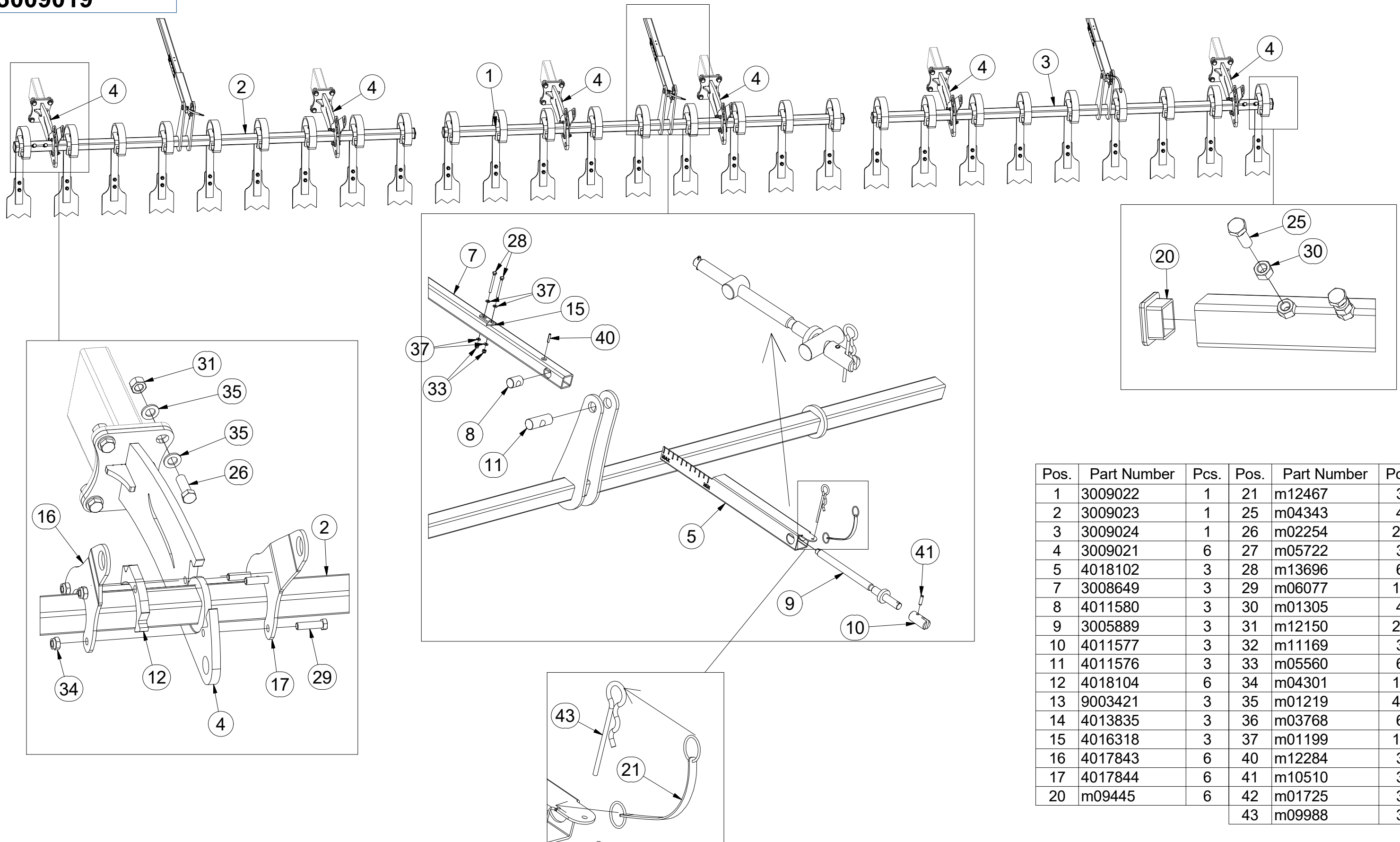
☉ FLEXIBOARD SET – REAR

☐ КОМПЛЕКТ ЛОПАТКОВОЙ БОРОНЫ FLEXIBOARD – ЗАДНИЙ

☐ ZESTAW WAŁÓW FLEXIBOARD – TYLNY



3009019



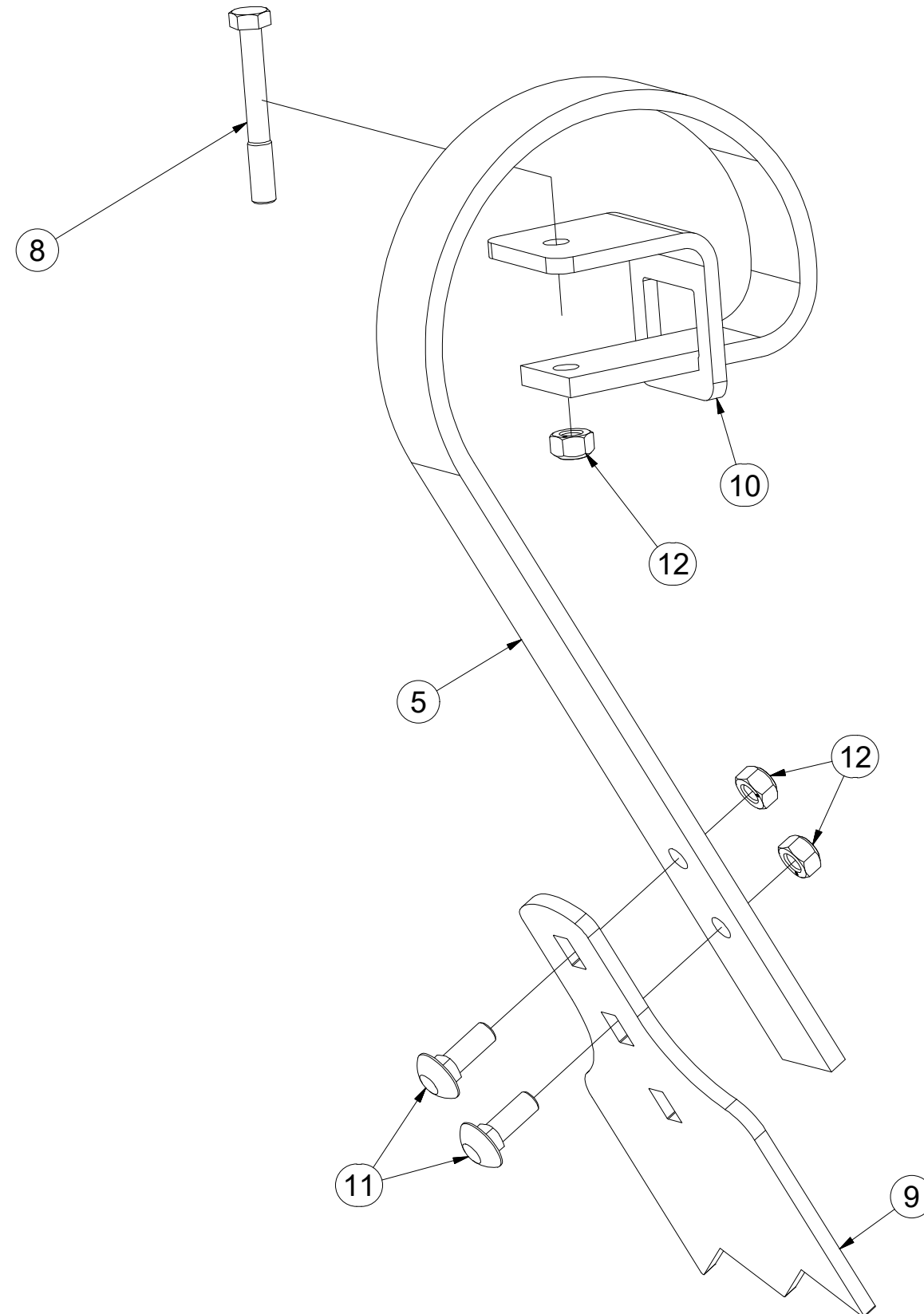
Pos.	Part Number	Pcs.	Pos.	Part Number	Pcs.
1	3009022	1	21	m12467	3
2	3009023	1	25	m04343	4
3	3009024	1	26	m02254	24
4	3009021	6	27	m05722	3
5	4018102	3	28	m13696	6
7	3008649	3	29	m06077	18
8	4011580	3	30	m01305	4
9	3005889	3	31	m12150	24
10	4011577	3	32	m11169	3
11	4011576	3	33	m05560	6
12	4018104	6	34	m04301	18
13	9003421	3	35	m01219	48
14	4013835	3	36	m03768	6
15	4016318	3	37	m01199	15
16	4017843	6	40	m12284	3
17	4017844	6	41	m10510	3
20	m09445	6	42	m01725	3
			43	m09988	3

Ⓒ FLEXIBOARD - ZADNÍ
Ⓓ FLEXIBOARD - HINTERE
Ⓕ FLEXIBOARD - ARRIÈRE

Ⓖ FLEXIBOARD - REAR
Ⓡ FLEXIBOARD - ЗАДНИЙ
Ⓣ FLEXIBOARD - TYLNY



4011420



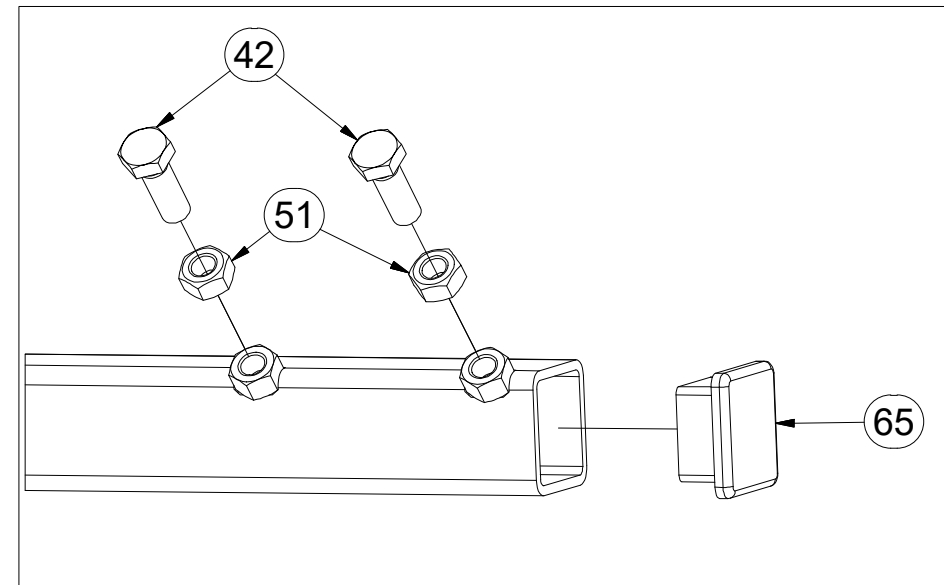
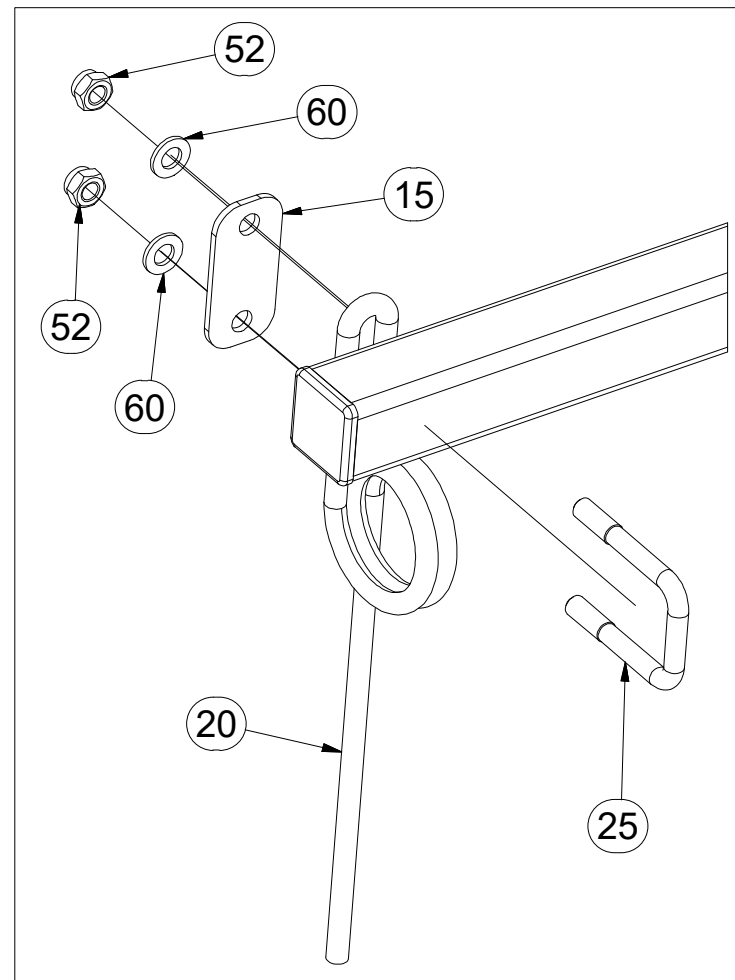
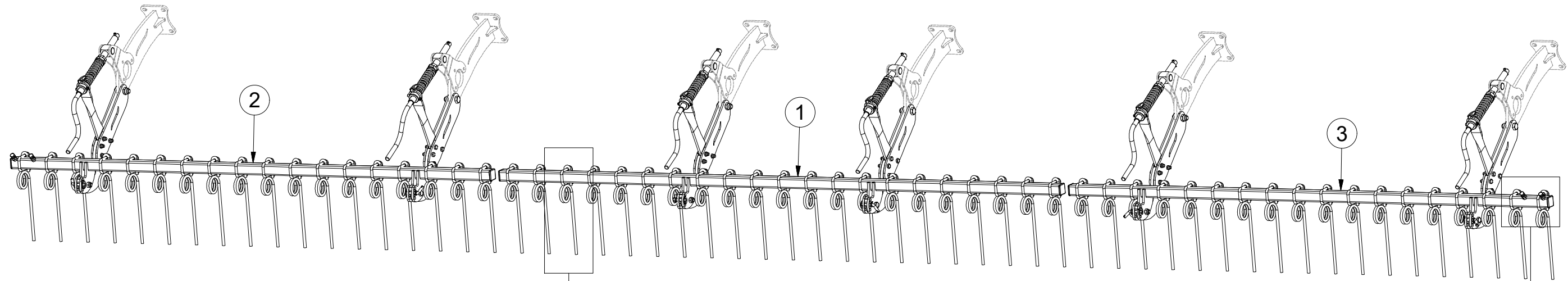
Pos.	Part Number	Pcs.
5	9003374	1
8	m13468	1
9	4011681	1
10	9003372	1
11	m10618	2
12	m06233	3

CZ SADA ZAVLAČOVÁNÍ
 D STRIEGELZINKENSATZ
 F KIT DE HERSAGE

GB LEVELLING SET
 RU КОМПЛЕКТ ЗАДЕЛЫВАНИЯ
 PL ZESTAW ZAGARNIANICZY



3009020



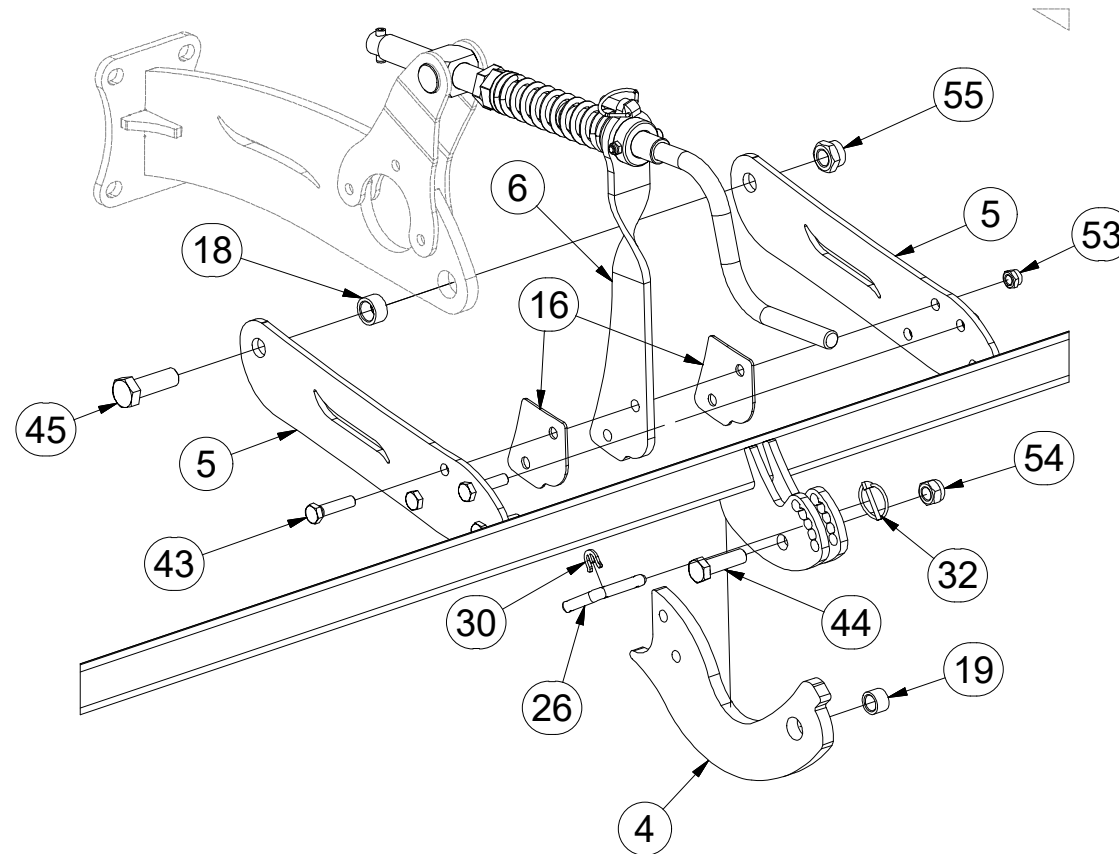
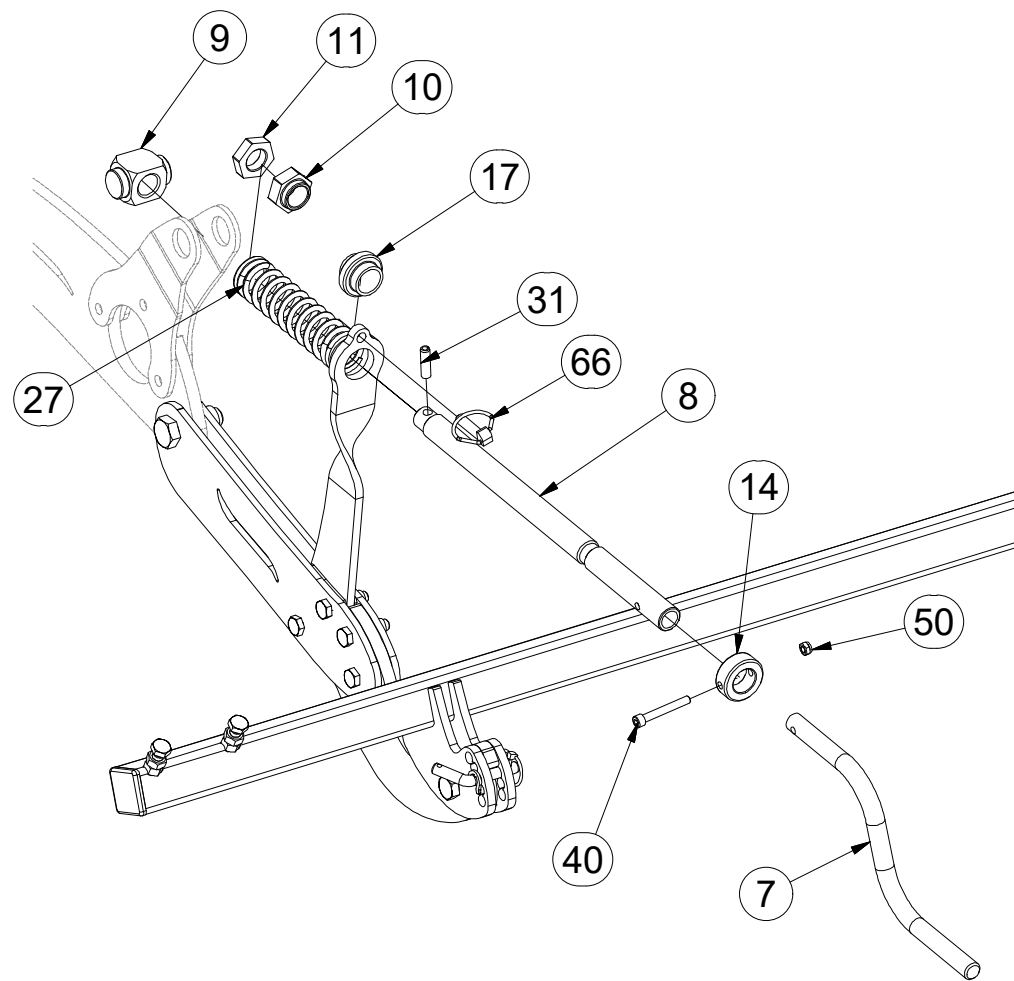
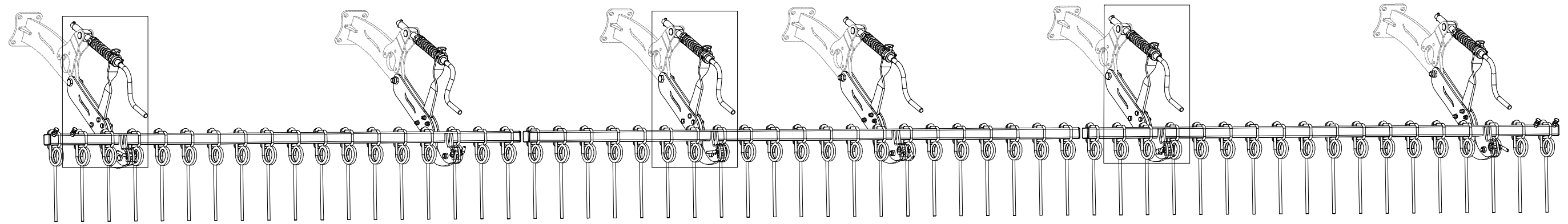
Pos.	Part Number	Pcs.
1	3006167	1
2	3006837	1
3	3006799	1
15	4001429	57
20	9002044	57
25	m10295	57
42	m04343	4
51	m01305	4
52	m04301	114
60	m01214	114
65	m09445	6

CZ SADA ZAVLAČOVÁNÍ
 D STRIEGELZINKENSATZ
 F KIT DE HERSAGE

GB LEVELLING SET
 RU КОМПЛЕКТ ЗАДЕЛЫВАНИЯ
 PL ZESTAW ZAGARNIANICZY



3009020



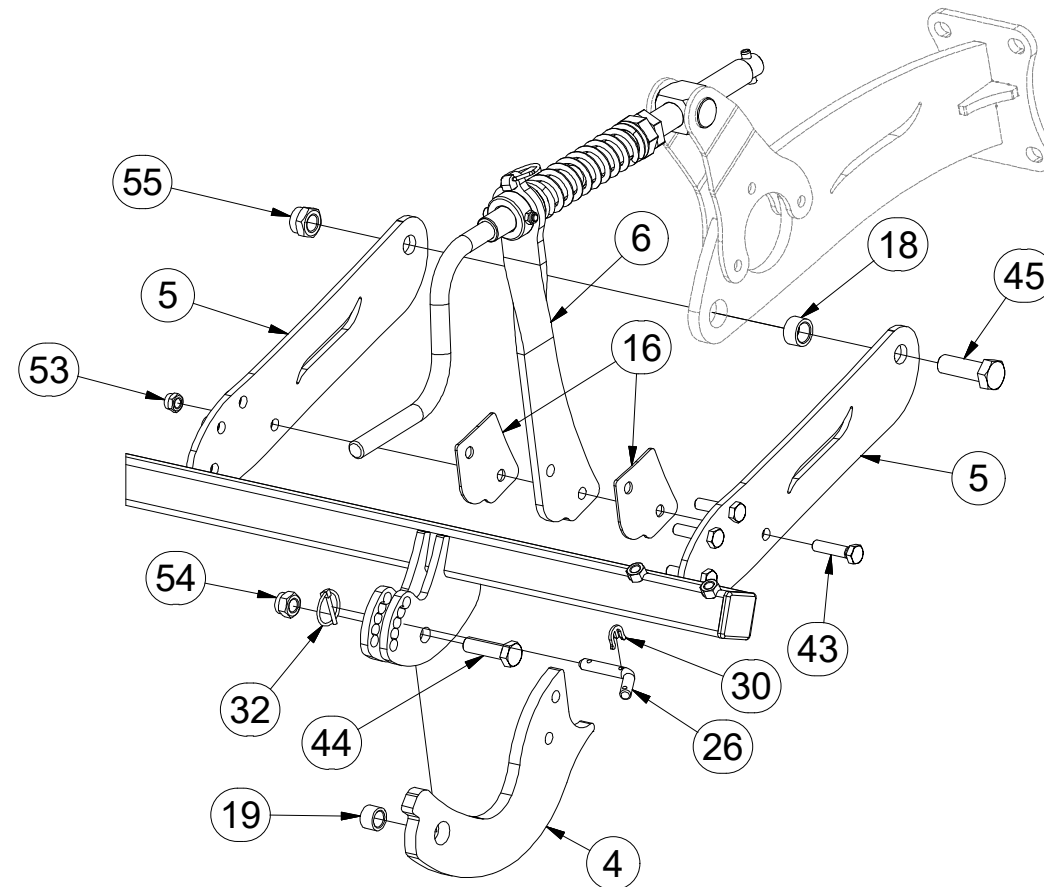
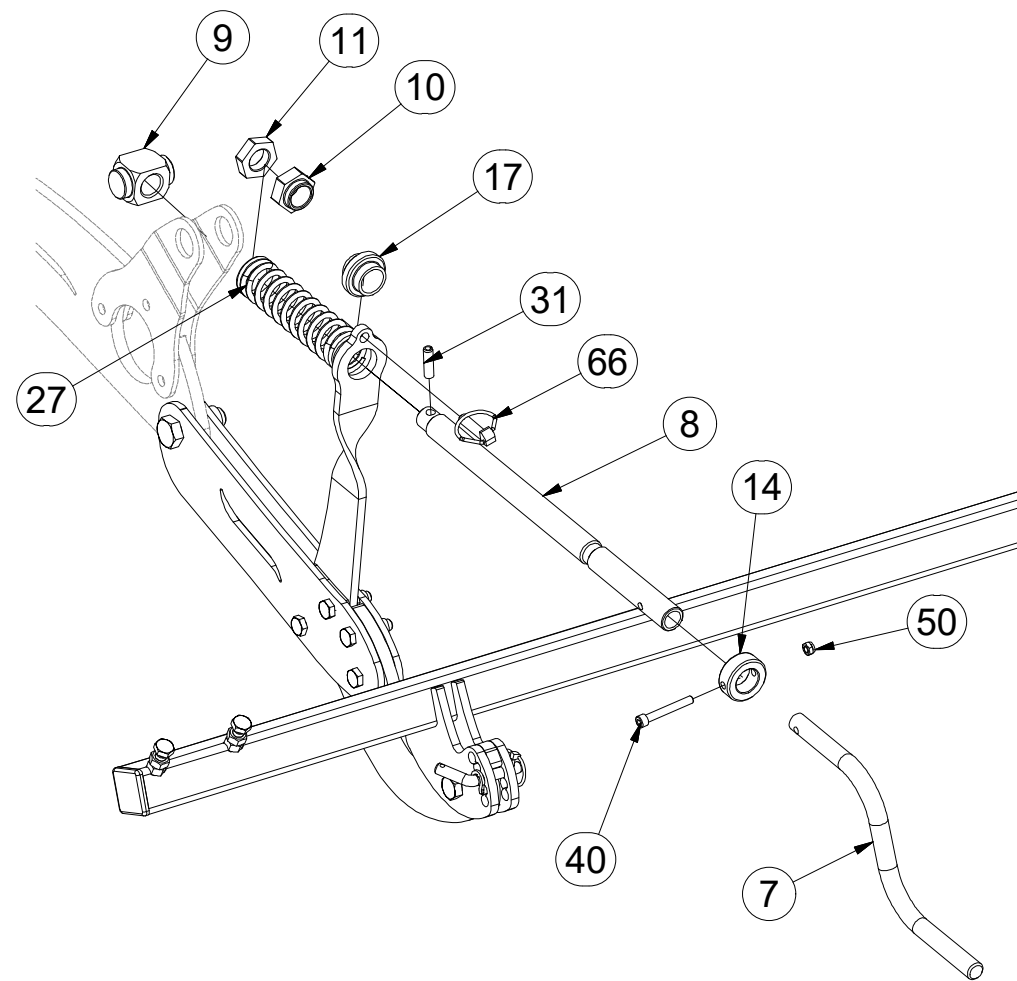
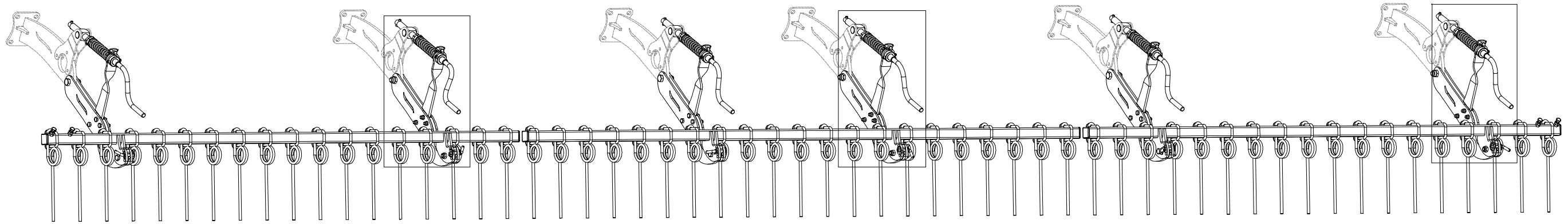
Pos.	Part Number	Pcs.
4	4012203	6
5	4012183	12
6	4021490	6
7	4021489	6
8	3006007	6
9	4011897	6
10	4011891	6
11	4011890	6
14	4011889	6
16	4012158	12
17	4011904	6
18	4011870	6
19	4011898	6
26	m09141	6
27	m13626	6
30	4016279	6
31	m10736	6
32	m10454	6
40	m13471	6
43	m12130	24
44	m10112	6
45	m14496	6
50	m04503	6
53	m12134	24
54	m12150	6
55	m11169	6
66	m02505	6

CZ SADA ZAVLAČOVÁNÍ
 D STRIEGELZINKENSATZ
 F KIT DE HERSAGE

GB LEVELLING SET
 RU КОМПЛЕКТ ЗАДЕЛЫВАНИЯ
 PL ZESTAW ZAGARNIANICZY



3009020



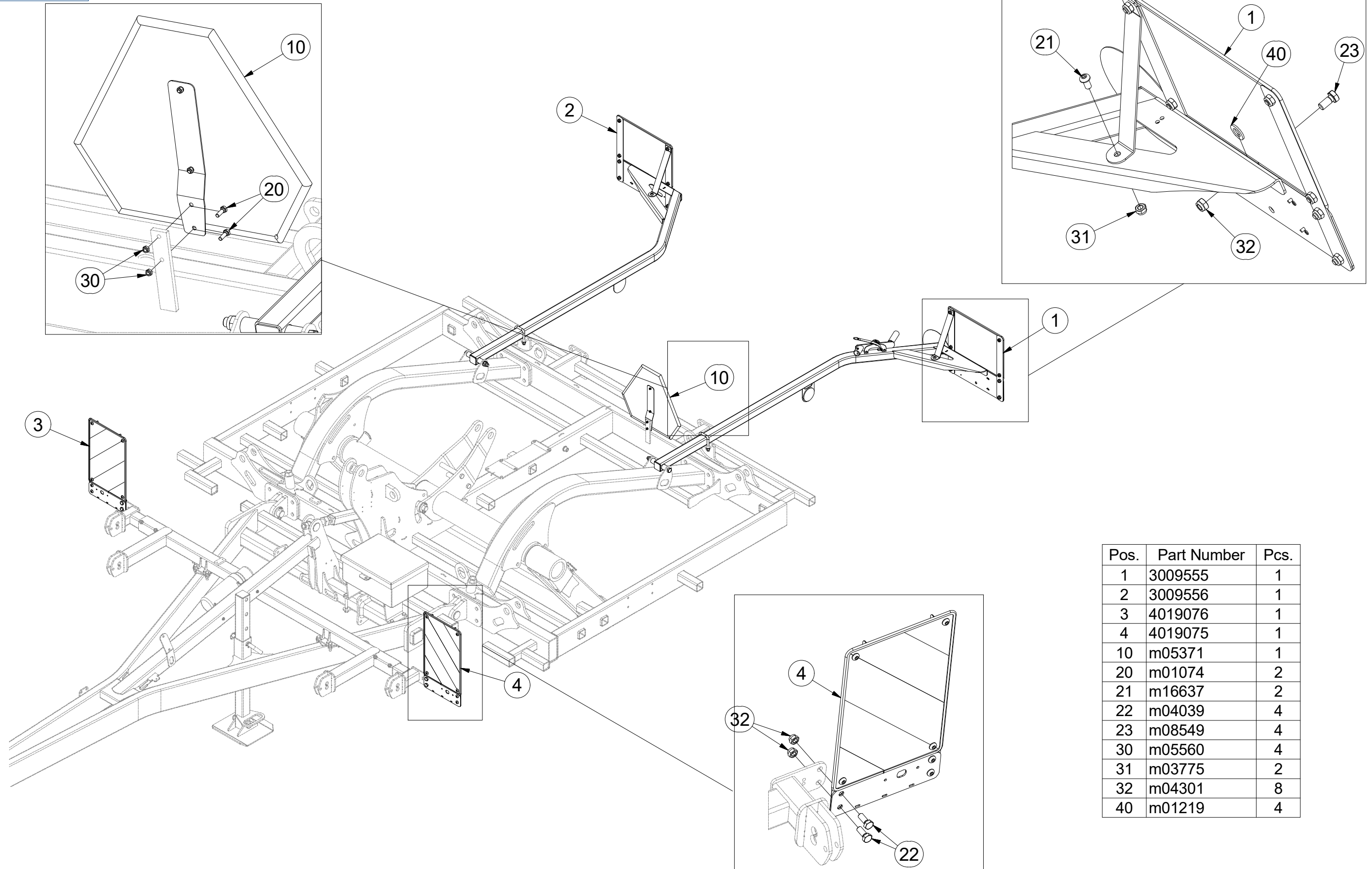
Pos.	Part Number	Pcs.
4	4012203	6
5	4012183	12
6	4021490	6
7	4021489	6
8	3006007	6
9	4011897	6
10	4011891	6
11	4011890	6
14	4011889	6
16	4012158	12
17	4011904	6
18	4011870	6
19	4011898	6
26	m09141	6
27	m13626	6
30	4016279	6
31	m10736	6
32	m10454	6
40	m13471	6
43	m12130	24
44	m10112	6
45	m14496	6
50	m04503	6
53	m12134	24
54	m12150	6
55	m11169	6
66	m02505	6

CZ TERČE
 D SCHEIBE
 F CIBLES

GB DISCS
 RU ЩИТКИ
 PL TARCZE



3010440



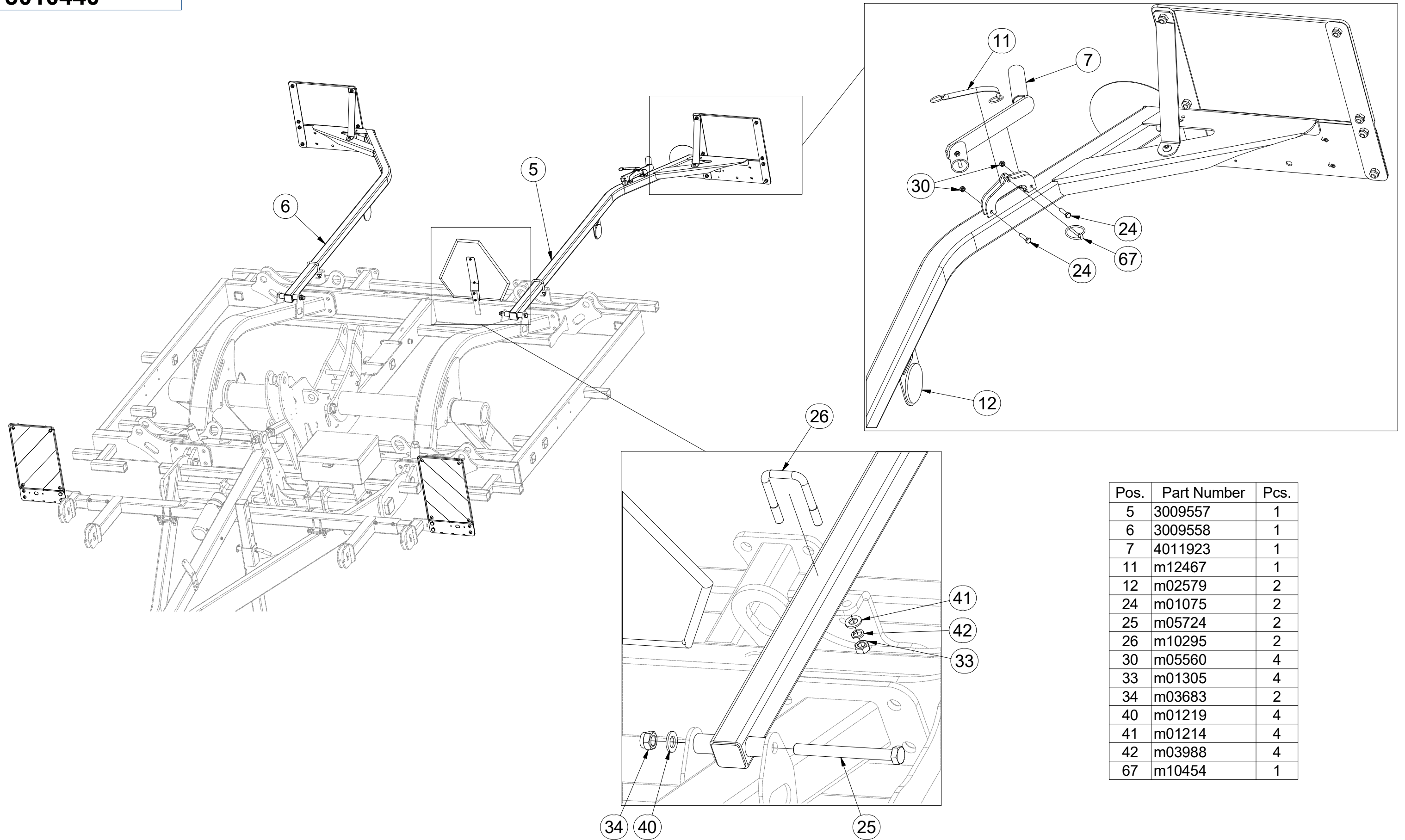
Pos.	Part Number	Pcs.
1	3009555	1
2	3009556	1
3	4019076	1
4	4019075	1
10	m05371	1
20	m01074	2
21	m16637	2
22	m04039	4
23	m08549	4
30	m05560	4
31	m03775	2
32	m04301	8
40	m01219	4

- ⒸZ TERČE
- Ⓓ SCHEIBE
- Ⓕ CIBLES

- ⒼB DISCS
- ⒺU ЩИТКИ
- ⒼL TARCZE



3010440



Pos.	Part Number	Pcs.
5	3009557	1
6	3009558	1
7	4011923	1
11	m12467	1
12	m02579	2
24	m01075	2
25	m05724	2
26	m10295	2
30	m05560	4
33	m01305	4
34	m03683	2
40	m01219	4
41	m01214	4
42	m03988	4
67	m10454	1

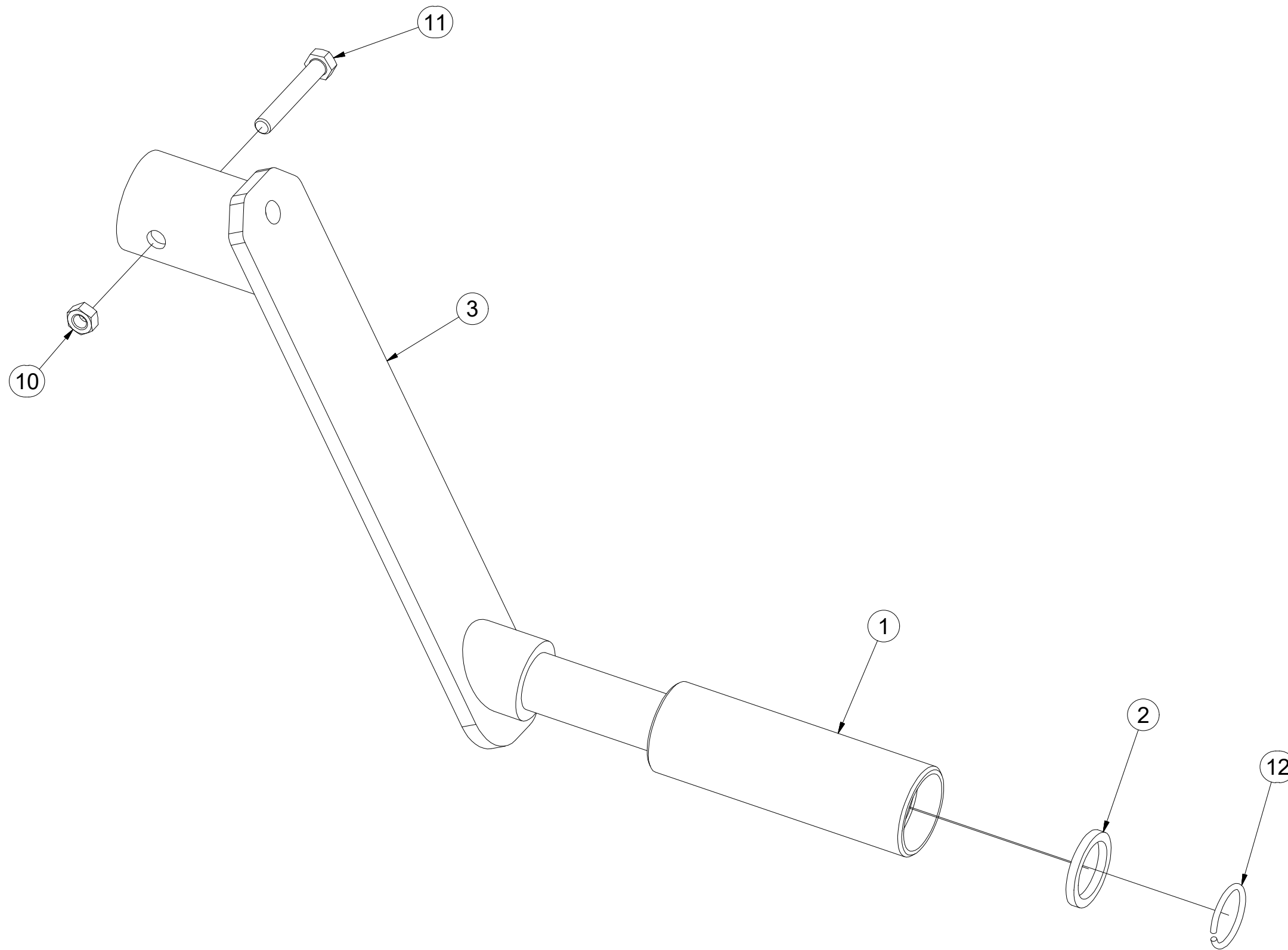
Ⓒ KLIKA
Ⓓ KURBEL
Ⓕ MANIVELLE

Ⓖ HANDLE
Ⓡ РУКОЯТКА
Ⓢ KORBA



4011923

Pos.	Part Number	Pcs.
1	4001533	1
2	4004828	1
3	4011924	1
10	m01295	1
11	m04641	1
12	m06561	1



Ⓒ CZ TERČ PŘEDNÍ LEVÝ

Ⓓ D SCHILD, VORDERES, LINKES

Ⓕ F CIBLE AVANT GAUCHE

Ⓒ GB LEFT FRONT DISC

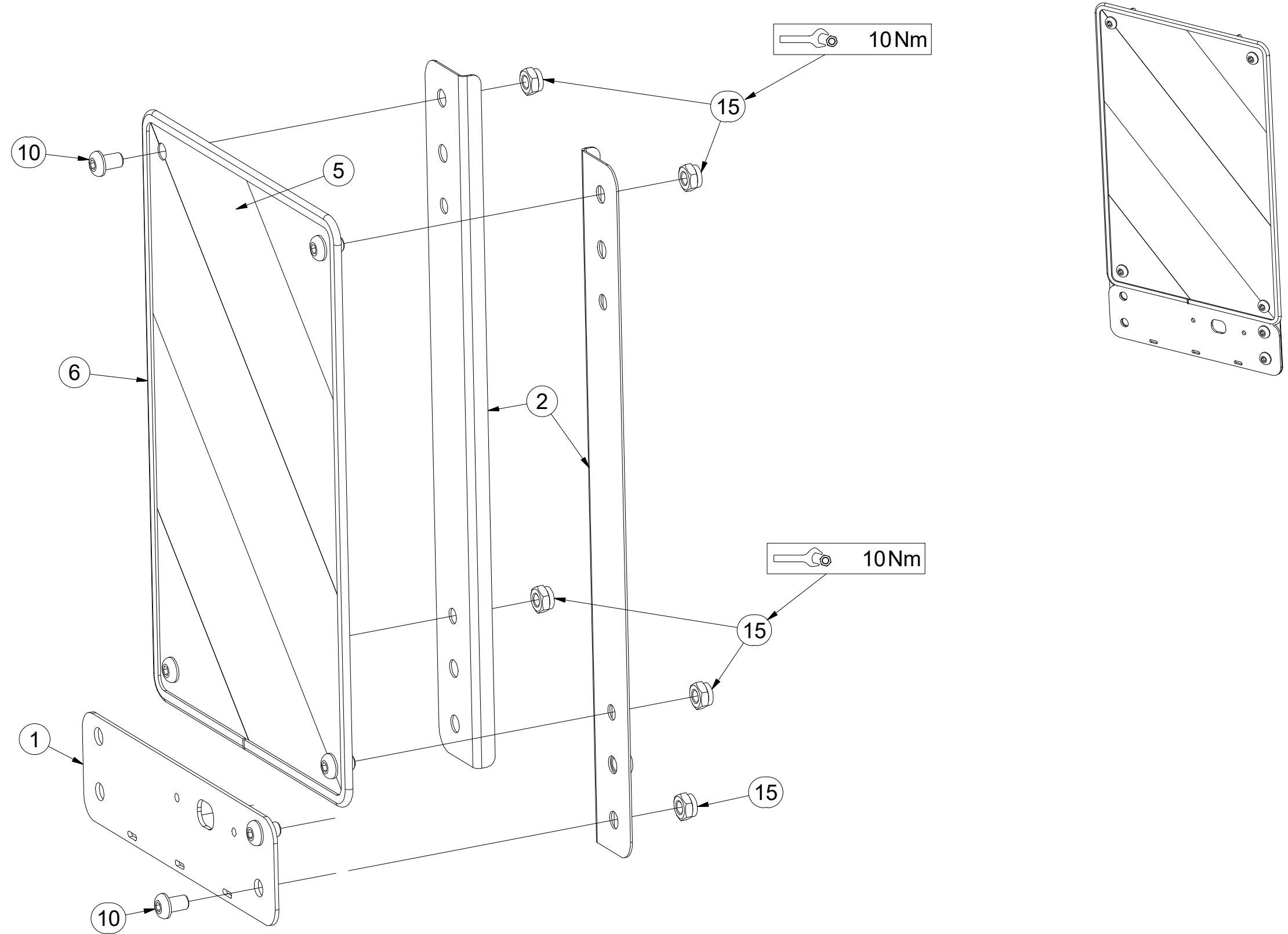
Ⓓ RU ЩИТОК ПЕРЕДНИЙ ЛЕВЫЙ

Ⓕ PL TARCZA PRZEDNIA LEWA



4019075

Pos.	Part Number	Pcs.
1	4019247	1
2	4019245	2
5	m16274	1
6	m16628	1
10	m16687	6
15	m03775	6



Ⓒ CZ TERČ PŘEDNÍ PRAVÝ

Ⓓ D SCHILD, VORDERES, RECHTES

Ⓕ F CIBLE AVANT DROITE

Ⓖ GB RIGHT FRONT DISC

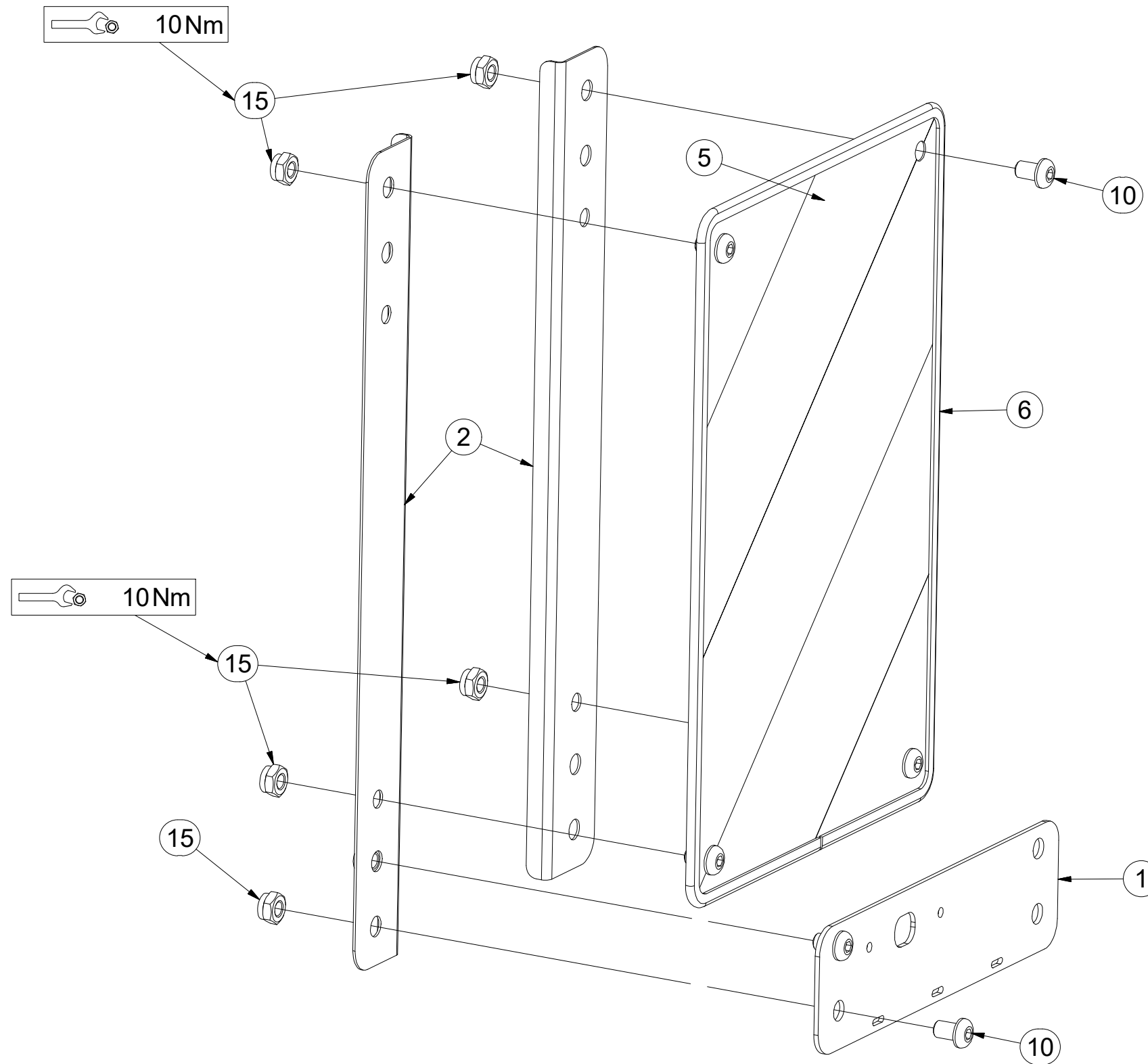
Ⓡ RU ЩИТОК ПЕРЕДНИЙ ПРАВЫЙ

Ⓟ PL TARCZA PRZEDNIA PRAWA



4019076

Pos.	Part Number	Pcs.
1	4019247	1
2	4019245	2
5	m16273	1
6	m16628	1
10	m16687	6
15	m03775	6



ⒸZ TERČ ZADNÍ LEVÝ

Ⓓ SCHILD, HINTERES, LINKES

Ⓕ CIBLE ARRIÈRE GAUCHE

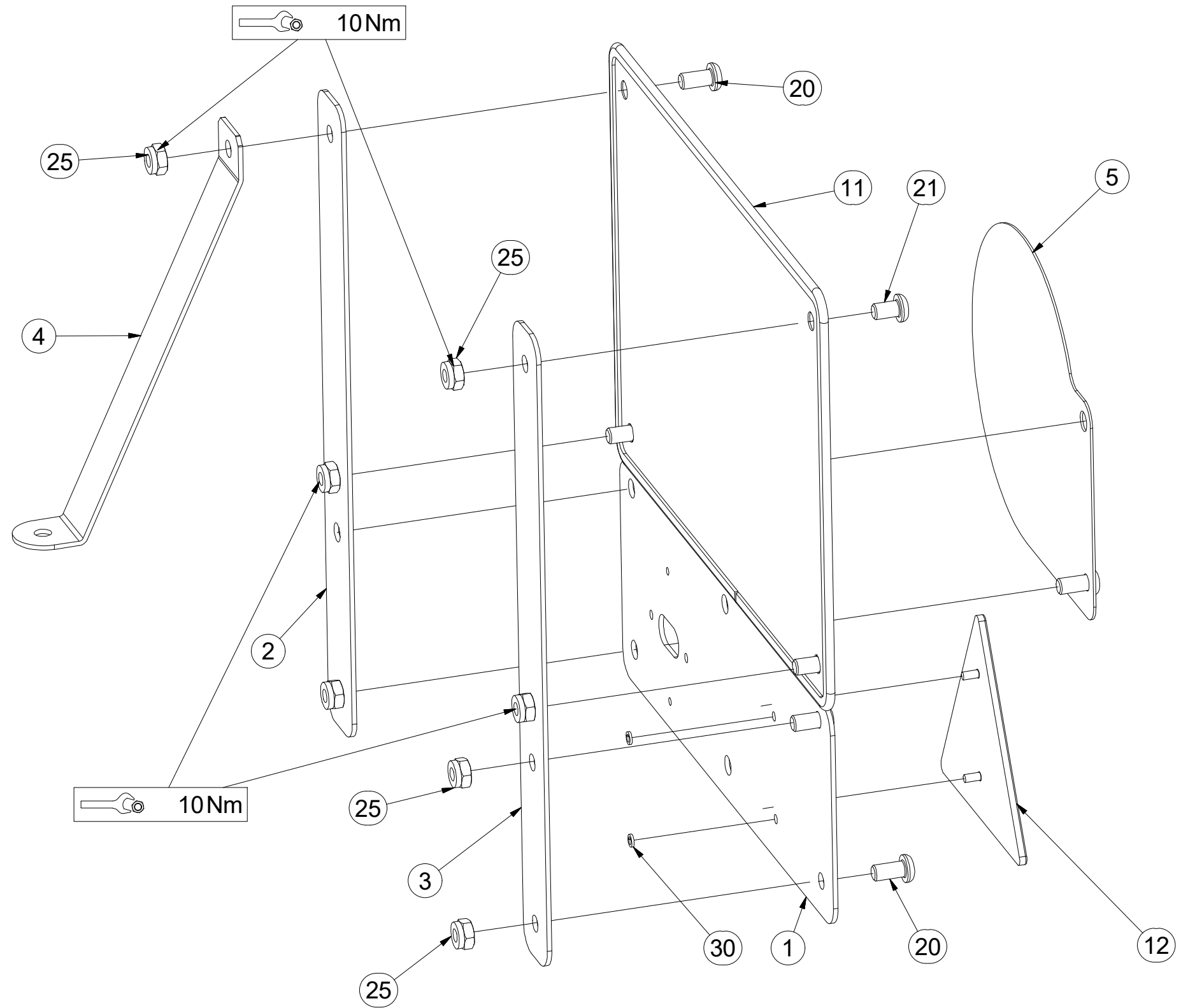
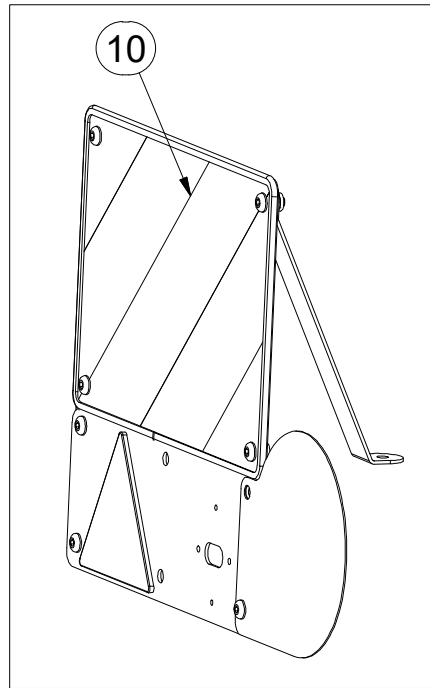
ⒼB LEFT REAR DISC

ⒶЩИТОК ЗАДНИЙ ЛЕВЫЙ

Ⓐ TARCZA TYLNA LEWA



3009555



Pos.	Part Number	Pcs.
1	4019308	1
2	4019309	1
3	4019249	1
4	4019310	1
5	4019317	1
10	m16274	1
11	m16628	1,4
12	m02497	1
20	m16637	4
21	m16687	3
25	m03775	7
30	m01197	2

ⒸZ TERČ ZADNÍ PRAVÝ

Ⓓ SCHILD, HINTERES, RECHTES

Ⓕ CIBLE ARRIÈRE DROITE

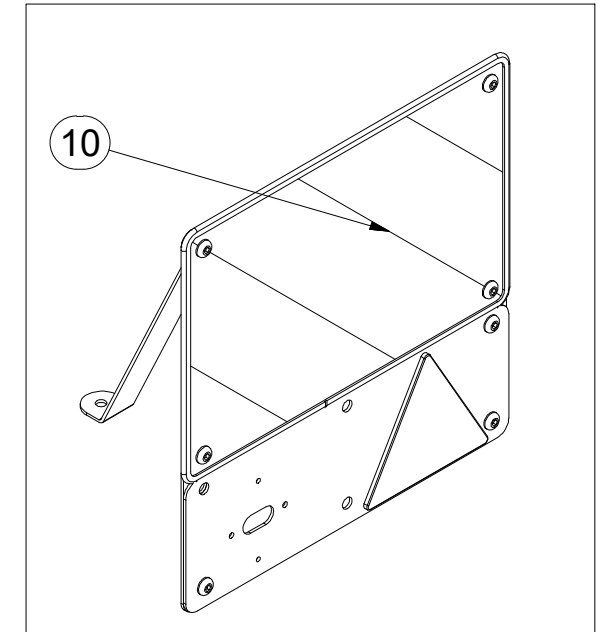
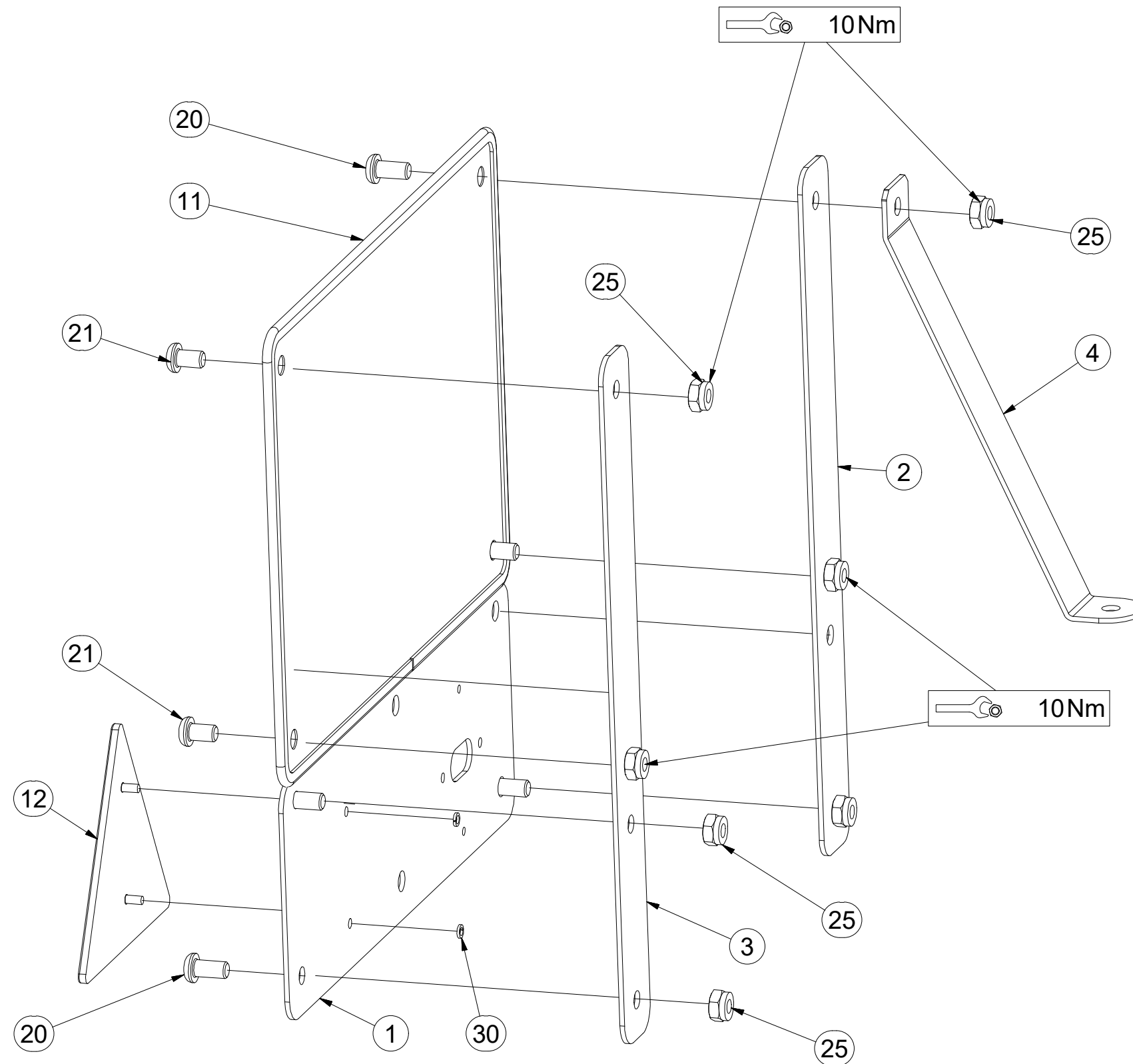
ⒼB RIGHT REAR DISC

Ⓐ RU ЩИТОК ЗАДНИЙ ПРАВЫЙ

Ⓐ PL TARCZA TYLNA PRAWA



3009556



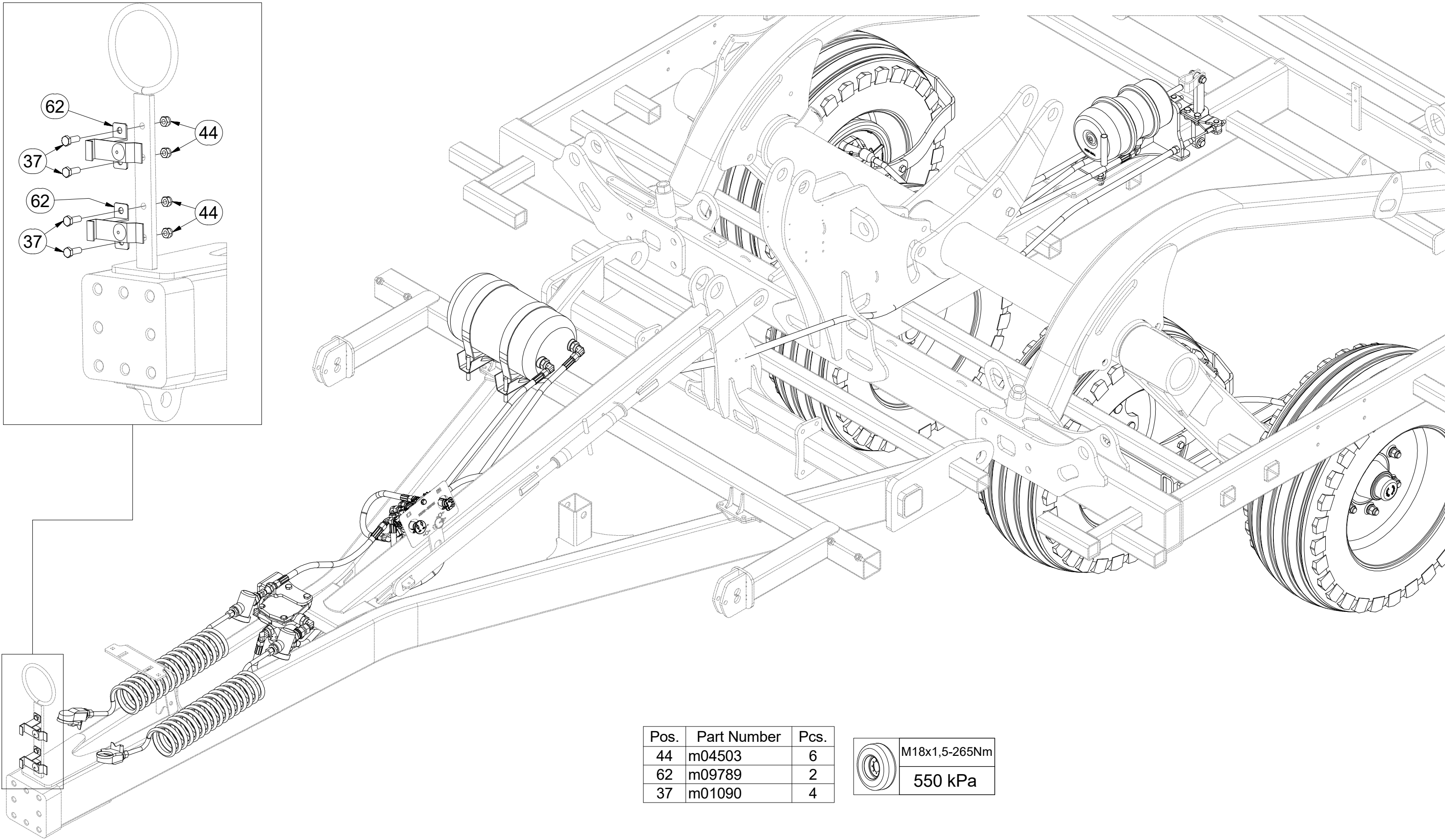
Pos.	Part Number	Pcs.
1	4019308	1
2	4019309	1
3	4019249	1
4	4019310	1
10	m16273	1
11	m16628	1,4
12	m02497	1
20	m16637	4
21	m16687	3
25	m03775	7
30	m01197	2

- ⒸZ SADA BRZD
- Ⓓ BREMENSENSATZ
- Ⓕ KIT DE FREINS

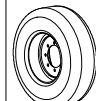
- ⒼB SET OF BRAKES
- ⒺU КОМПЛЕКТ ТОРМОЗОВ
- ⒶL ZESTAW HAMULCÓW



3008547



Pos.	Part Number	Pcs.
44	m04503	6
62	m09789	2
37	m01090	4

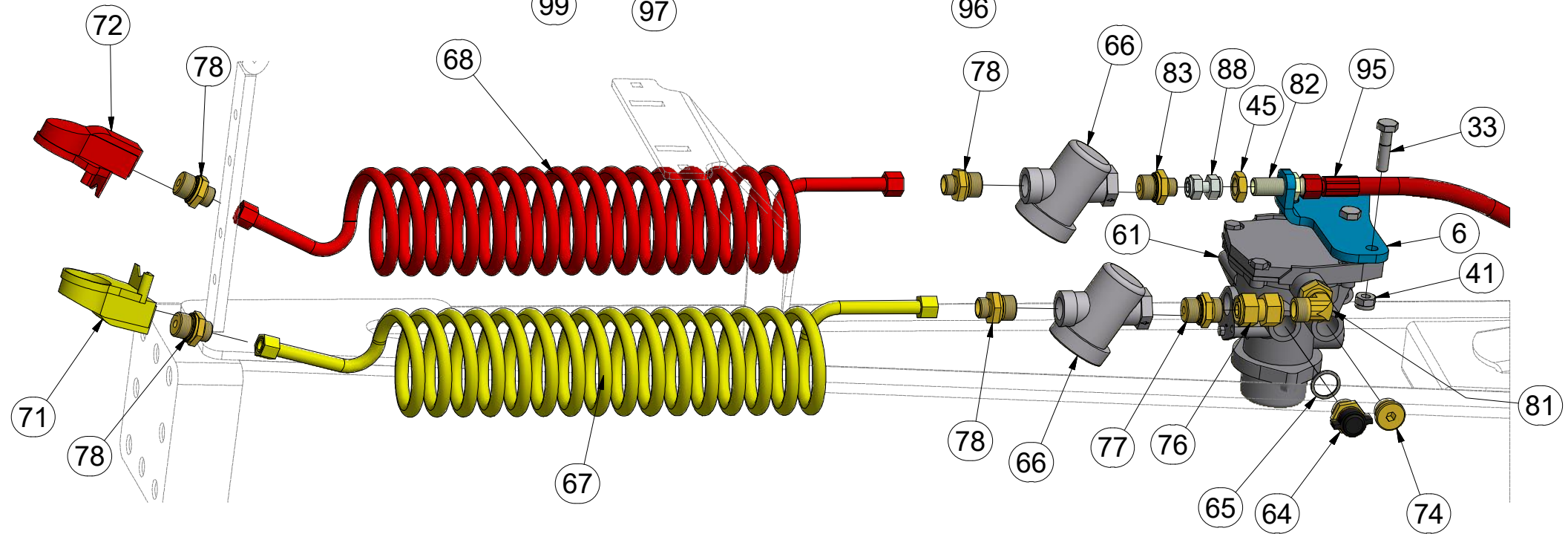
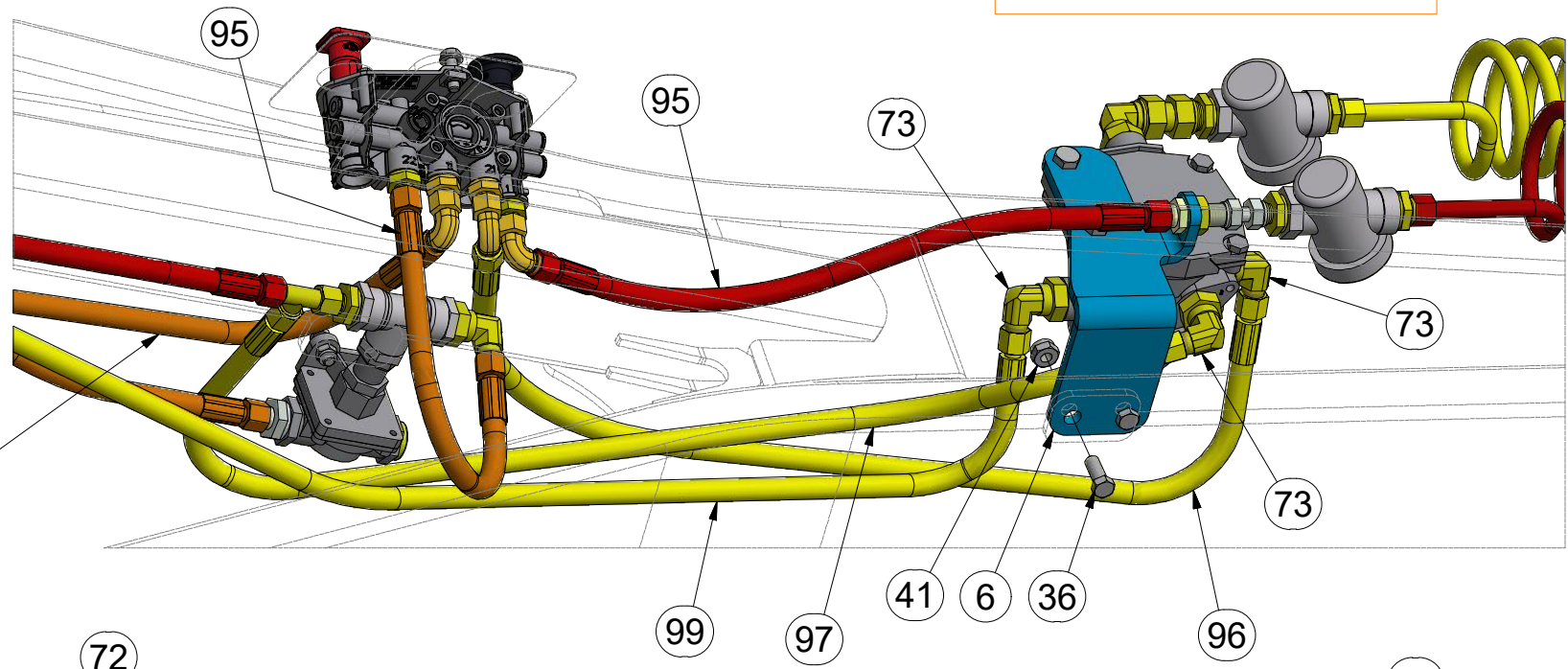
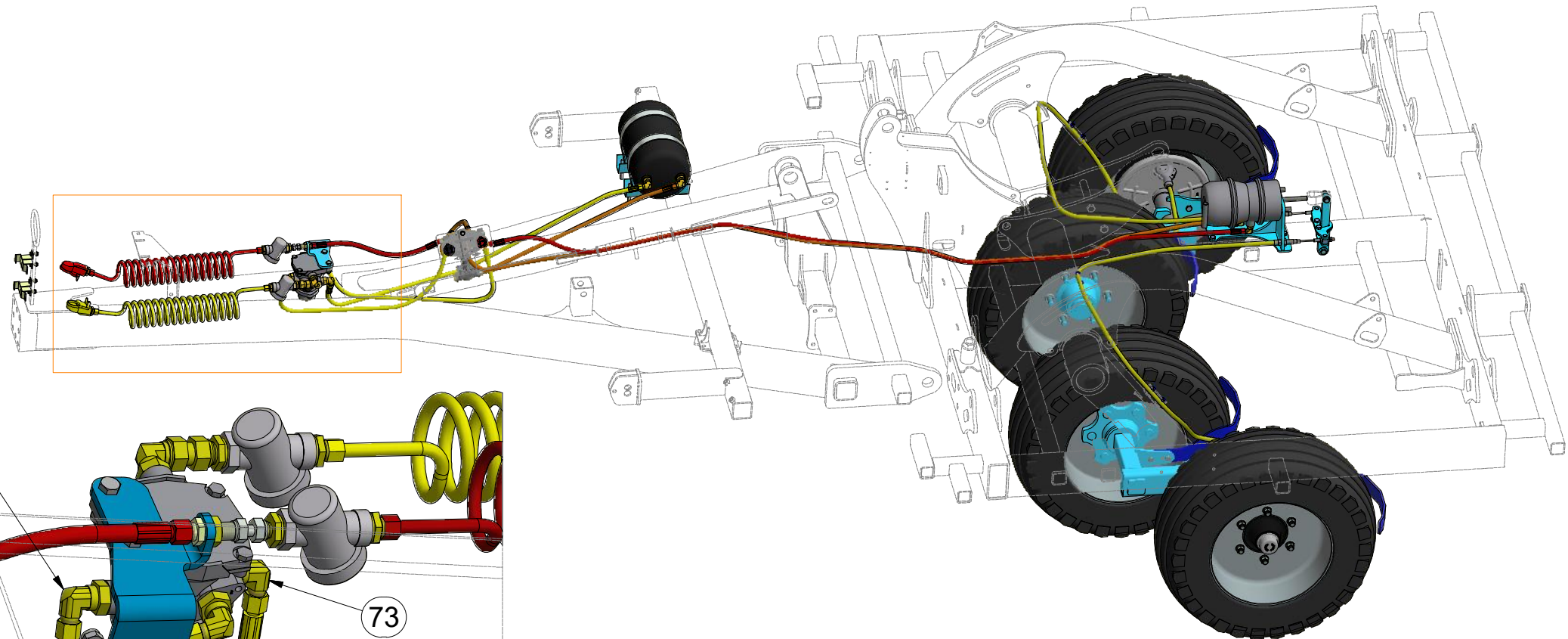
	M18x1,5-265Nm
	550 kPa

- Ⓒ SADA BRZD
- Ⓓ BREMENSATZ
- Ⓕ KIT DE FREINS

- Ⓖ SET OF BRAKES
- Ⓡ КОМПЛЕКТ ТОРМОЗОВ
- Ⓟ ZESTAW HAMULCÓW



3008547



Pos.	Part Number	Pcs.	Pos.	Part Number	Pcs.
6	4016783	1	74	m04855	3
33	m01111	2	76	m06135	1
36	m03681	2	77	m07468	1
41	m03775	4	78	m08261	4
45	m03941	1	81	m03896	1
61	m09784	1	82	m11768	1
64	m09816	1	83	m09934	2
65	m09818	3	88	m05212	1
66	m11733	2	95	m15354	2
67	m09948	1	96	m14727	1
68	m09949	1	97	m10623	1
71	m11734	1	98	m12974	1
72	m11735	1	99	m11533	1
73	m03890	6			

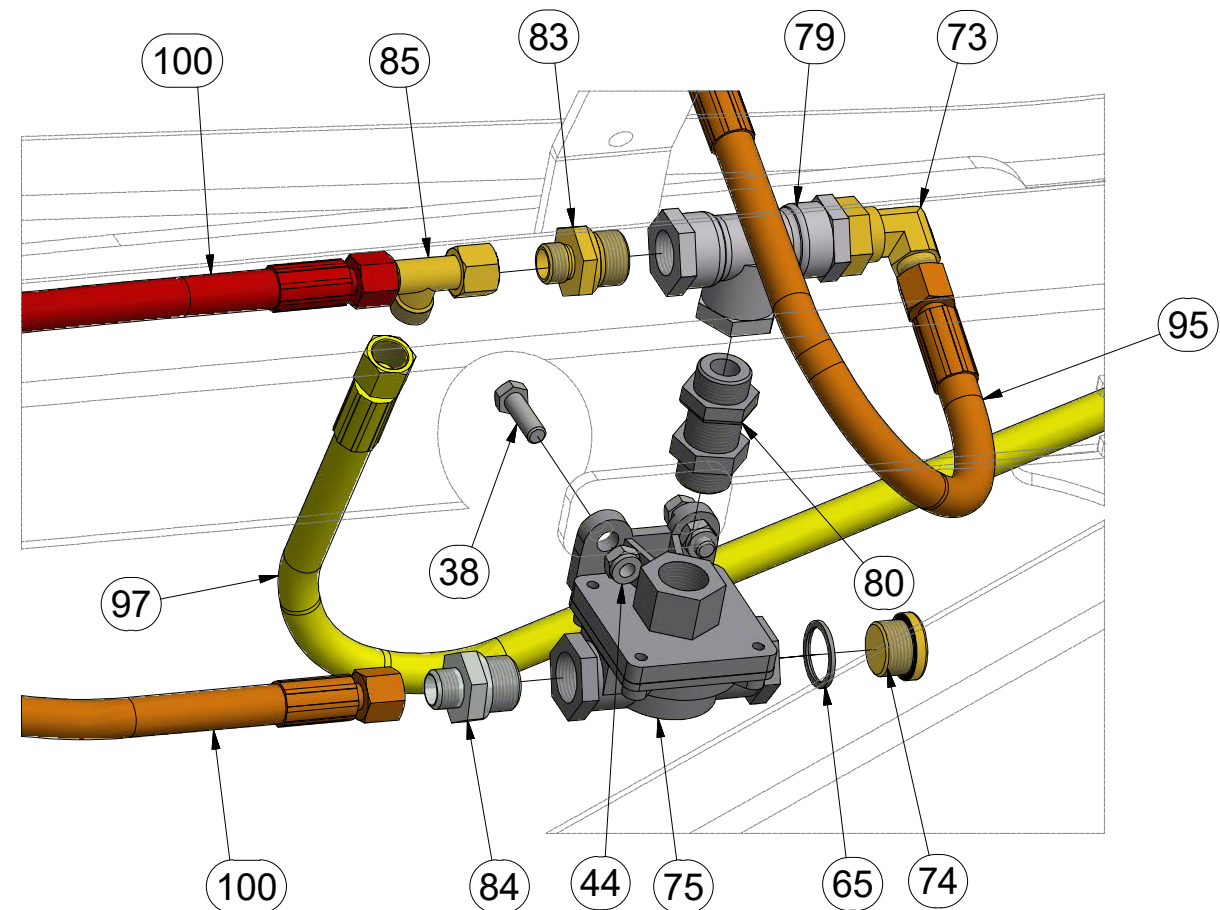
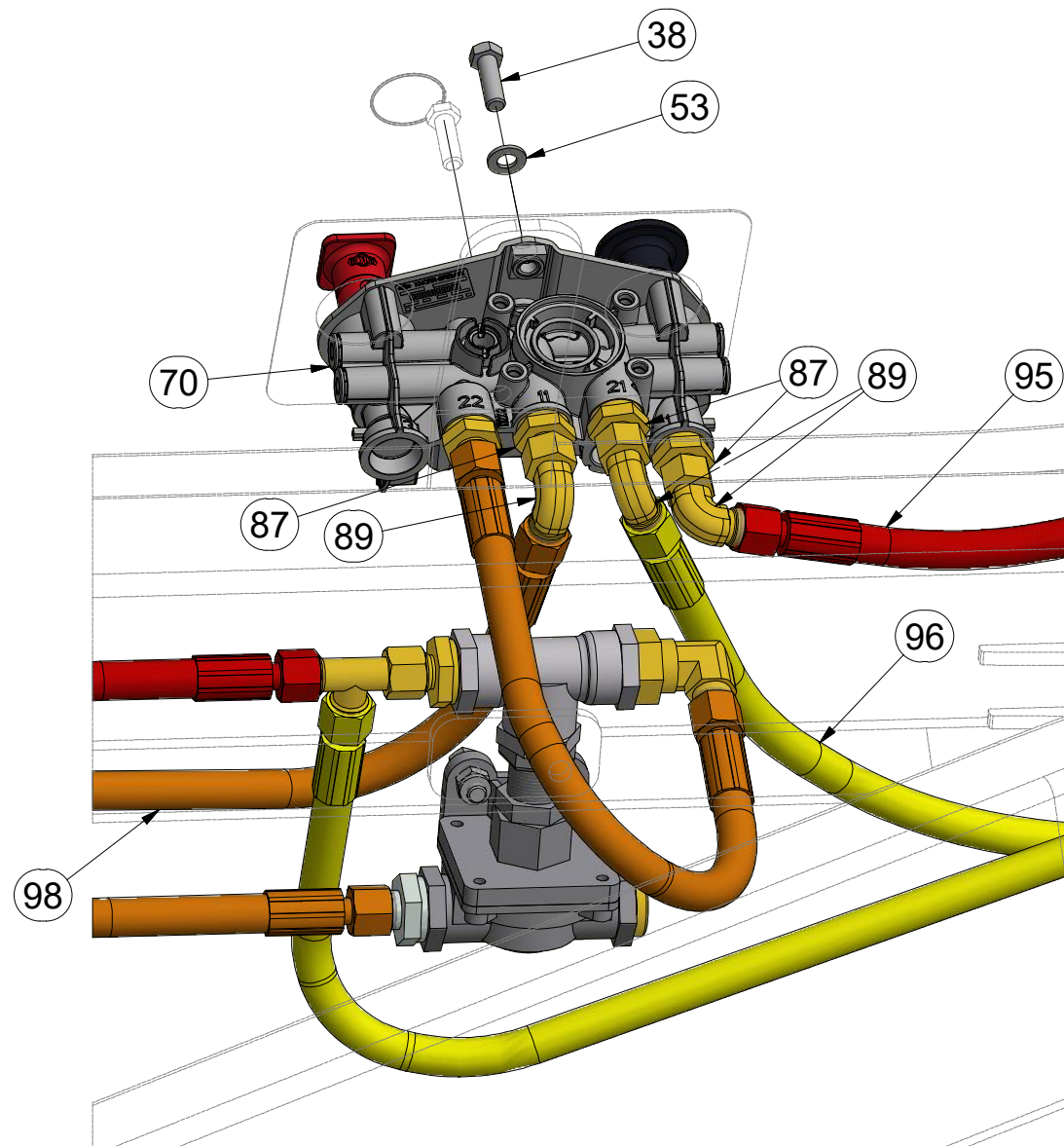
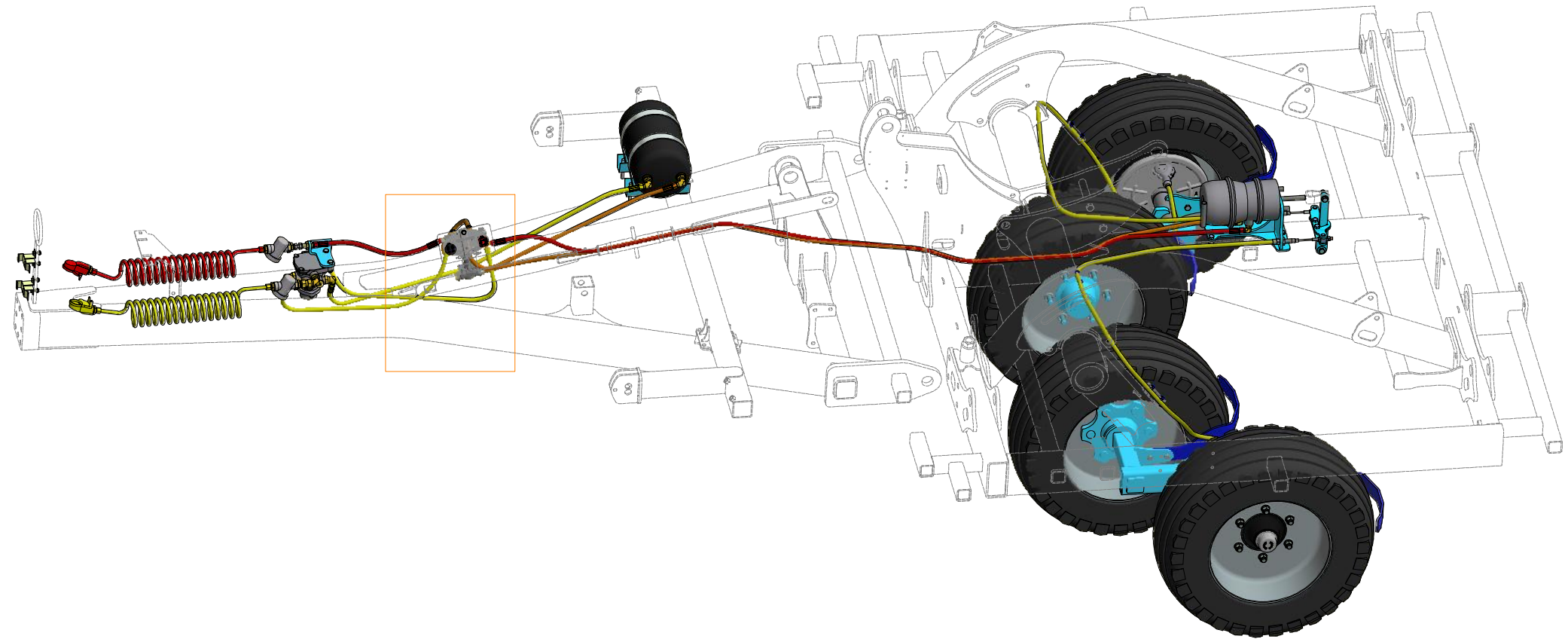
- Ⓒ SADA BRZD
- Ⓓ BREMENSENSATZ
- Ⓕ KIT DE FREINS

- Ⓖ SET OF BRAKES
- Ⓡ КОМПЛЕКТ ТОРМОЗОВ
- Ⓟ ZESTAW HAMULCÓW



3008547

Pos.	Part Number	Pcs.	Pos.	Part Number	Pcs.
38	m01092	3	83	m09934	2
44	m04503	6	84	m03925	1
53	m01203	1	85	m07568	1
65	m09818	3	87	m07906	4
70	m17646	1	89	m06803	3
73	m03890	6	95	m15354	2
74	m04855	3	96	m14727	1
75	m09791	1	97	m10623	1
79	m09785	1	98	m12974	1
80	m09810	1	100	m08463	2

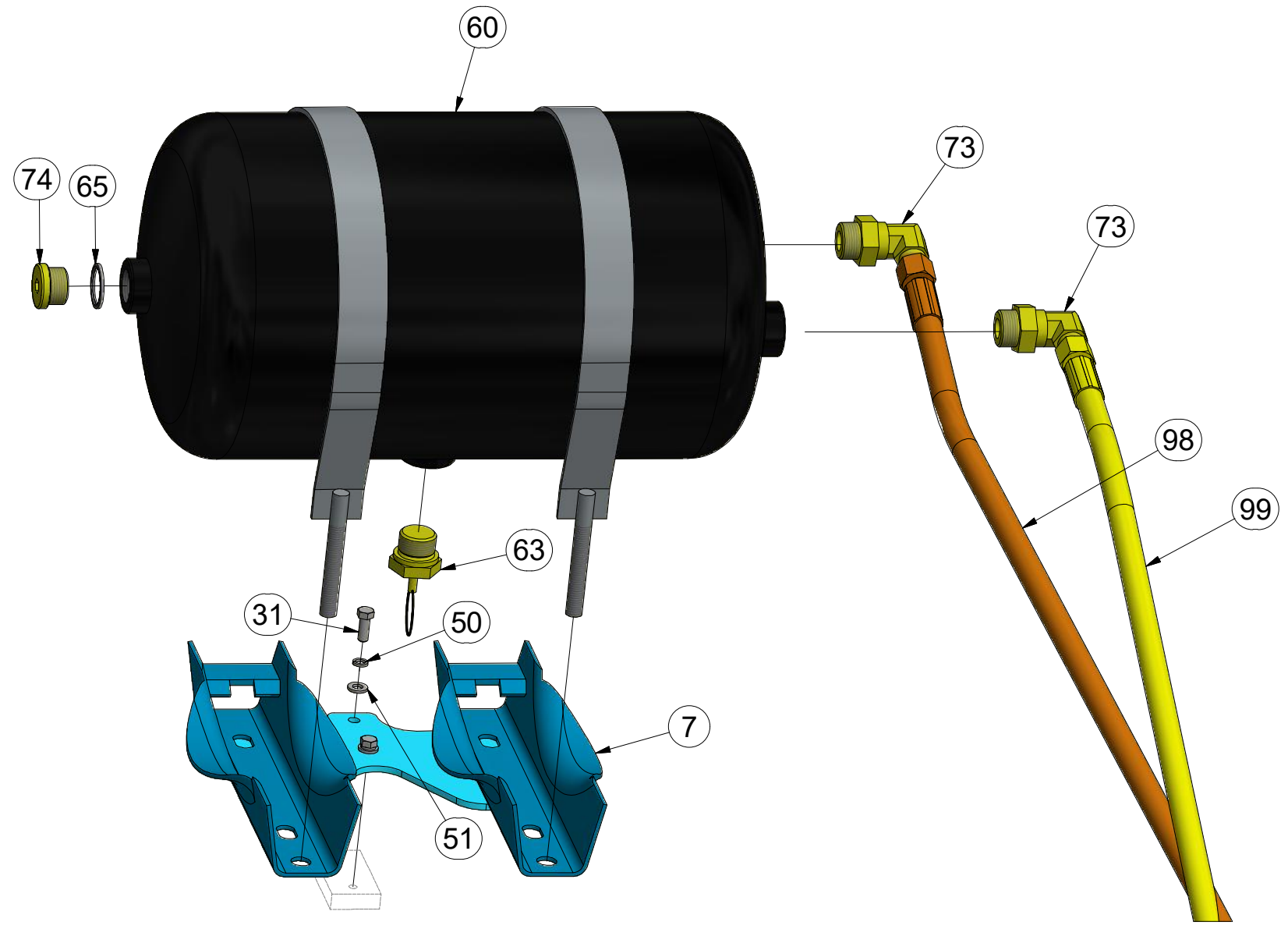
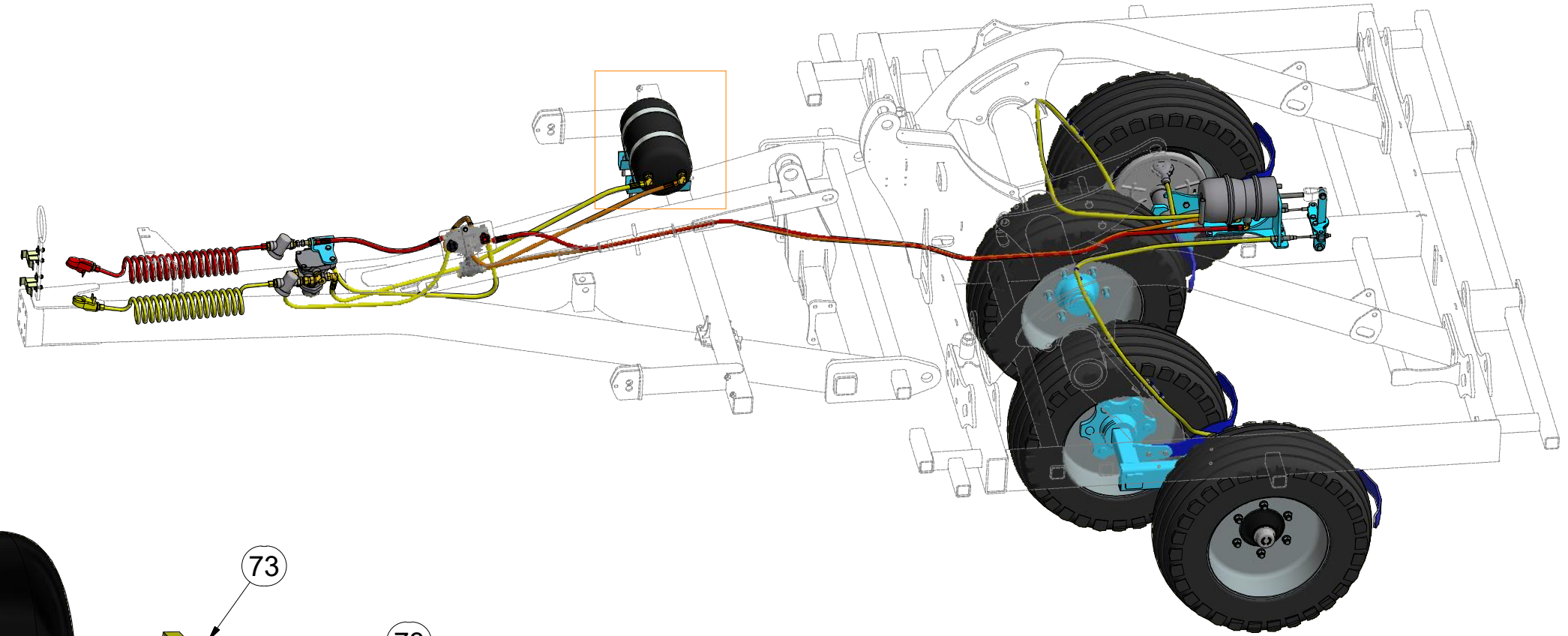


- Ⓒ SADA BRZD
- Ⓓ BREMENSENSATZ
- Ⓕ KIT DE FREINS

- Ⓖ SET OF BRAKES
- Ⓡ КОМПЛЕКТ ТОРМОЗОВ
- Ⓟ ZESTAW HAMULCÓW



3008547



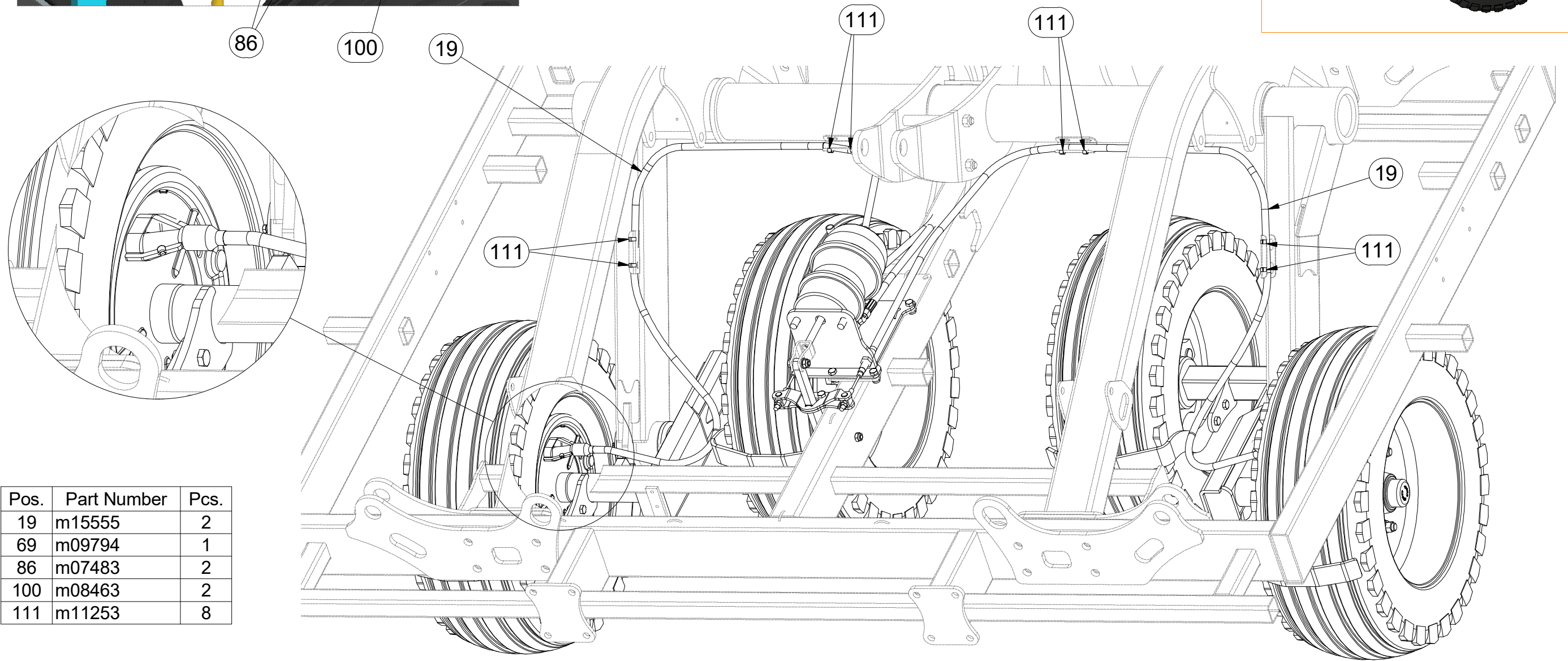
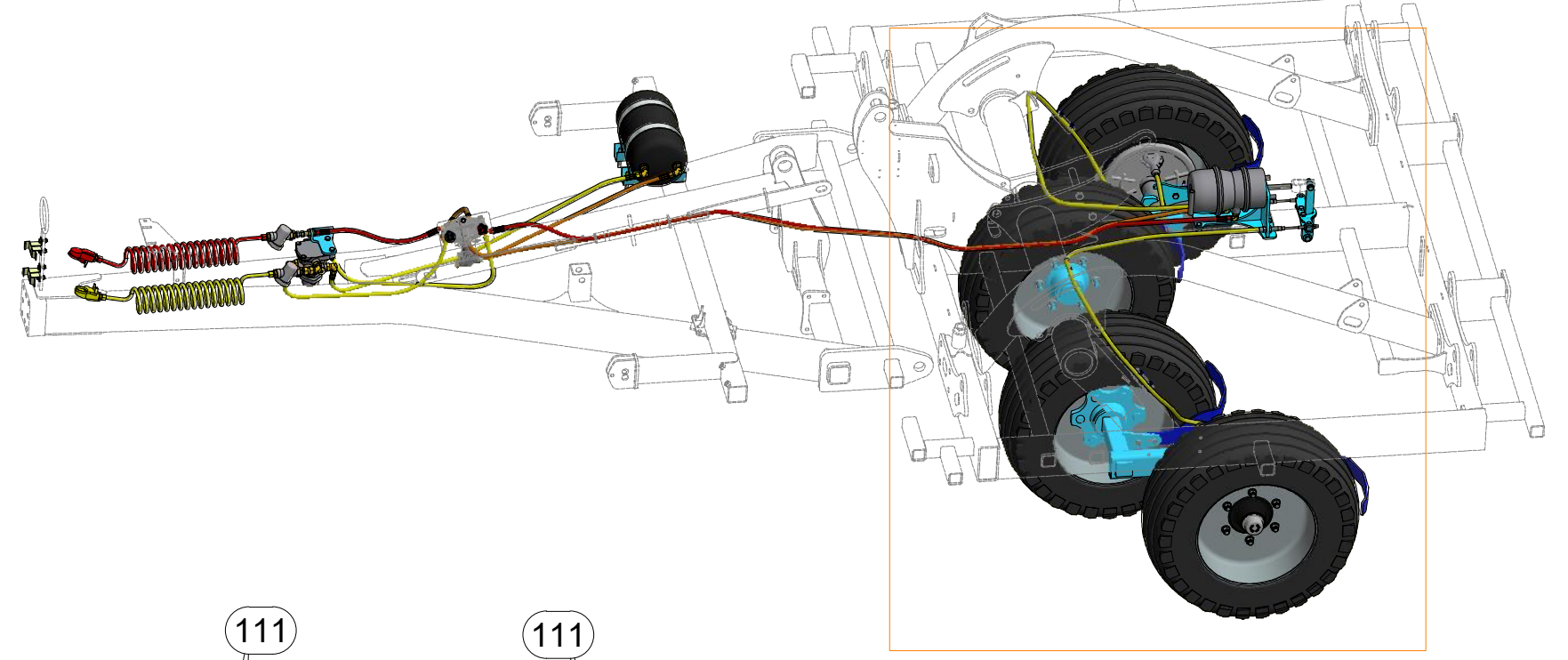
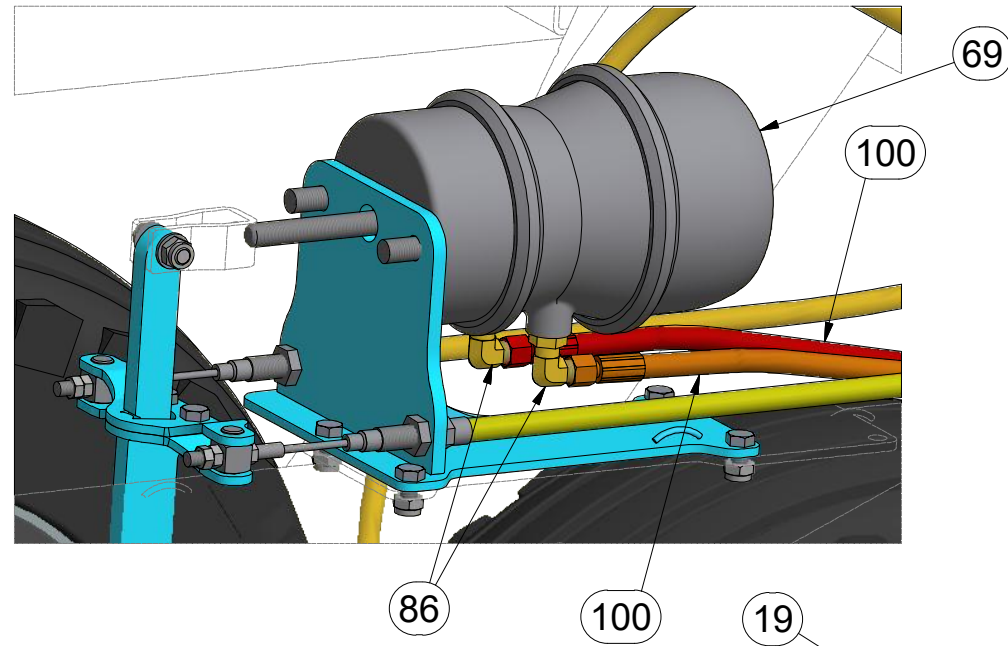
Pos.	Part Number	Pcs.
7	4016294	1
31	m01073	2
50	m01200	12
51	m01199	12
60	m11380	1
63	m09797	1
65	m09818	3
73	m03890	6
74	m04855	3
98	m12974	1
99	m11533	1

- Ⓒ SADA BRZD
- Ⓓ BREMSENSATZ
- Ⓕ KIT DE FREINS

- Ⓖ SET OF BRAKES
- Ⓡ КОМПЛЕКТ ТОРМОЗОВ
- Ⓟ ZESTAW HAMULCÓW



3008547



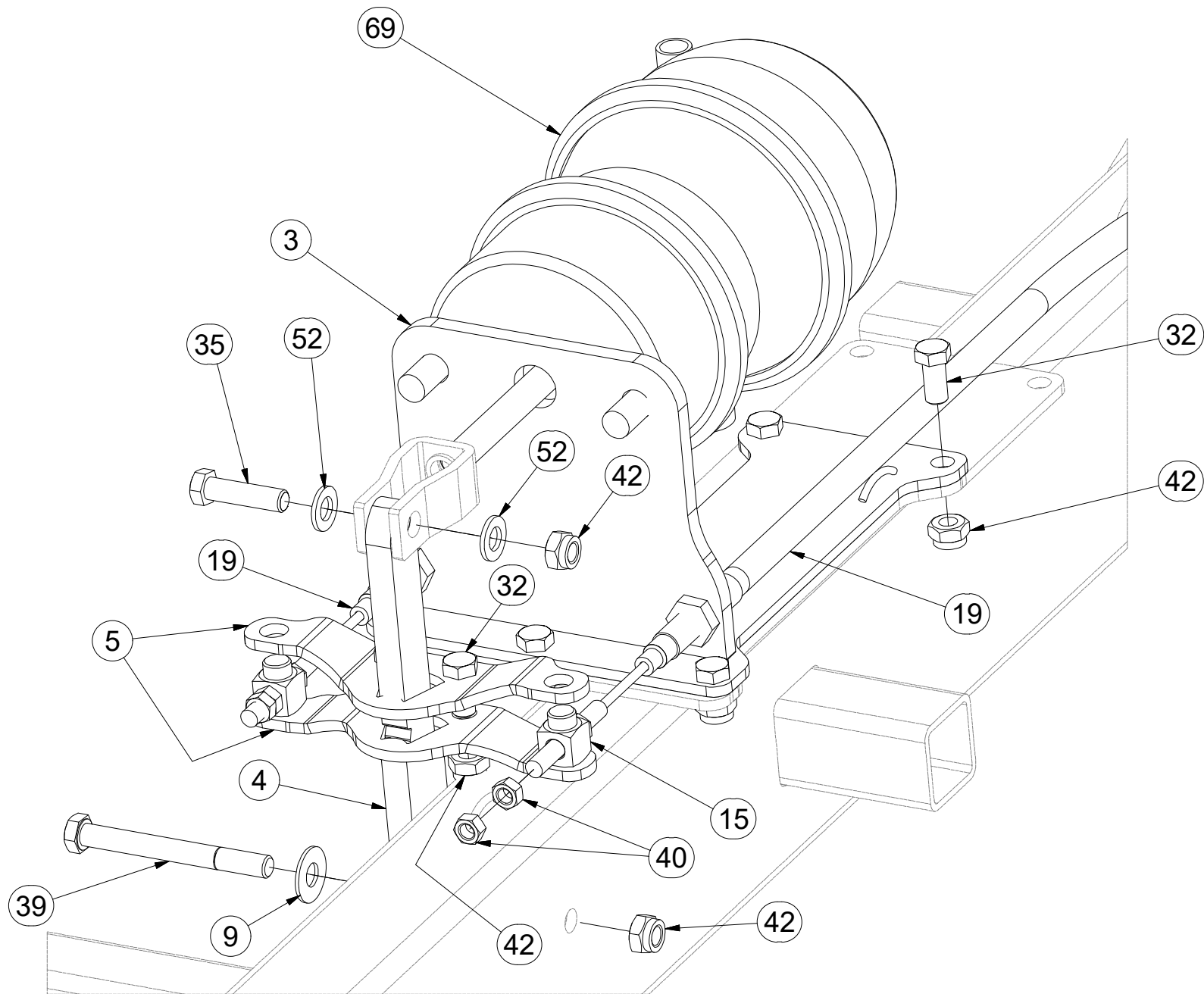
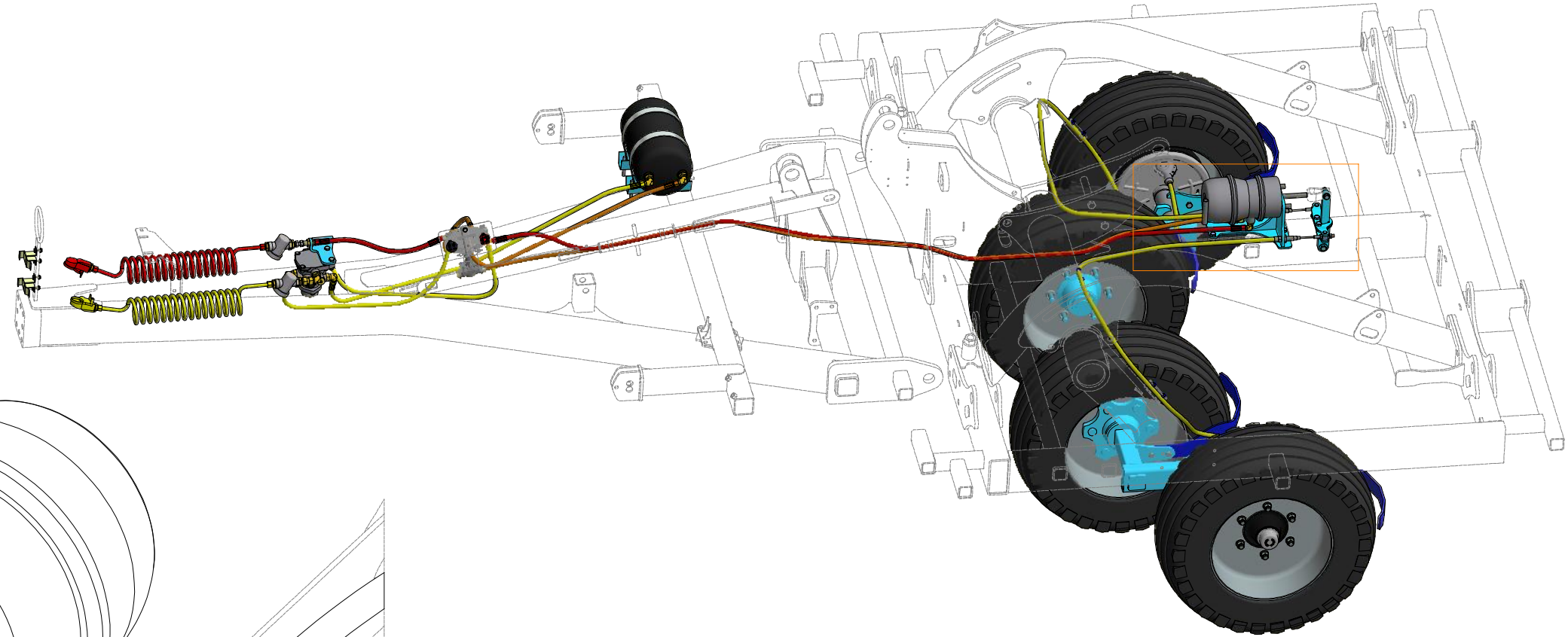
Pos.	Part Number	Pcs.
19	m15555	2
69	m09794	1
86	m07483	2
100	m08463	2
111	m11253	8

- Ⓒ SADA BRZD
- Ⓓ BREMENSATZ
- Ⓕ KIT DE FREINS

- Ⓖ SET OF BRAKES
- Ⓡ КОМПЛЕКТ ТОРМОЗОВ
- Ⓟ ZESTAW HAMULCÓW



3008547



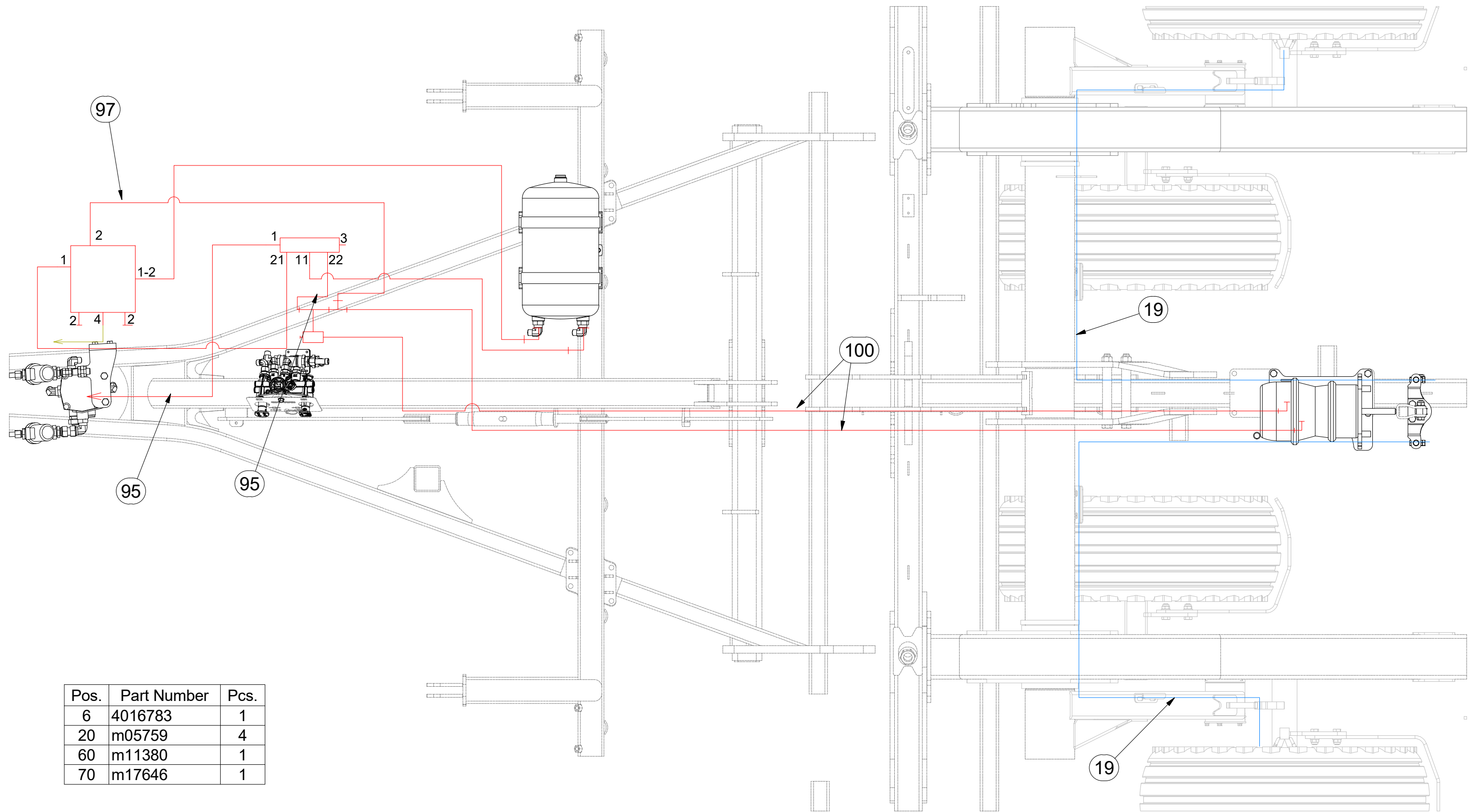
Pos.	Part Number	Pcs.
3	4016787	1
4	4016785	1
5	4016784	2
9	4016795	1
15	4012584	2
19	m15555	2
32	m08549	6
35	m06077	1
39	m03927	1
40	m01299	6
42	m04301	16
52	m01214	10
69	m09794	1

- Ⓒ SADA BRZD
- Ⓓ BREMENSENSATZ
- Ⓕ KIT DE FREINS

- Ⓖ SET OF BRAKES
- Ⓡ КОМПЛЕКТ ТОРМОЗОВ
- Ⓟ ZESTAW HAMULCÓW



3008547



Pos.	Part Number	Pcs.
6	4016783	1
20	m05759	4
60	m11380	1
70	m17646	1

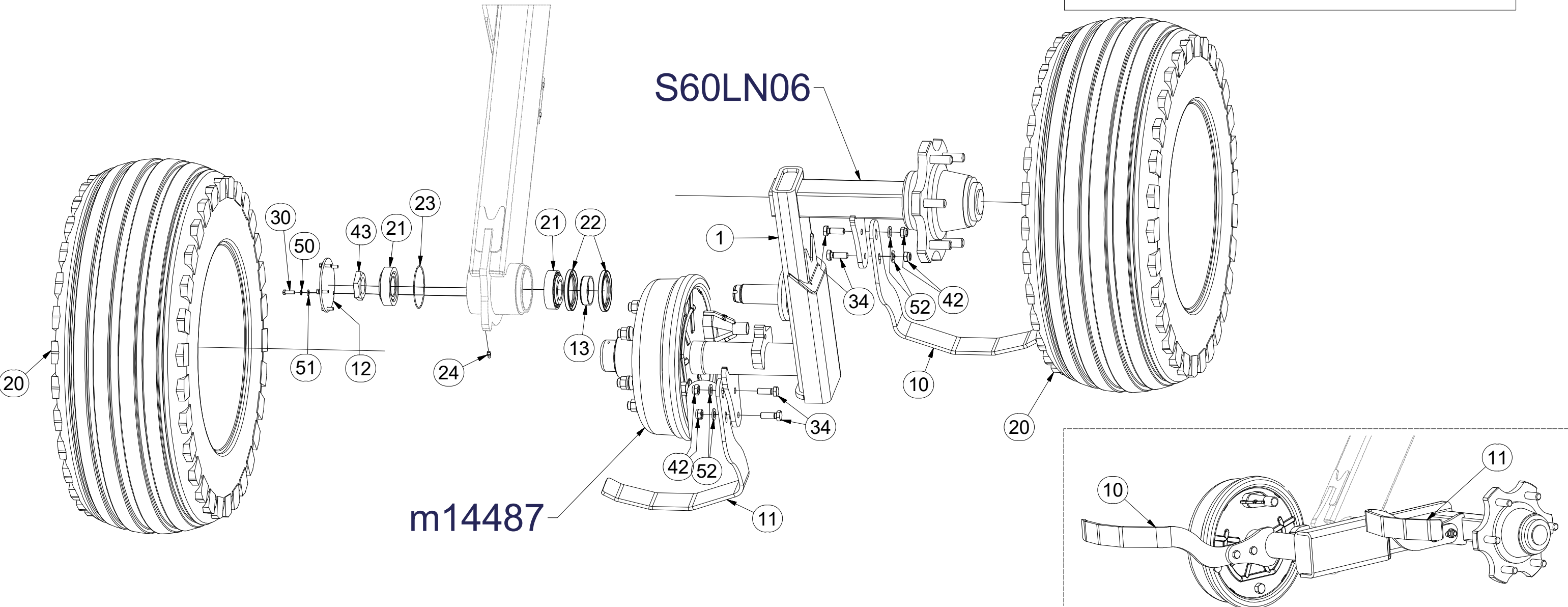
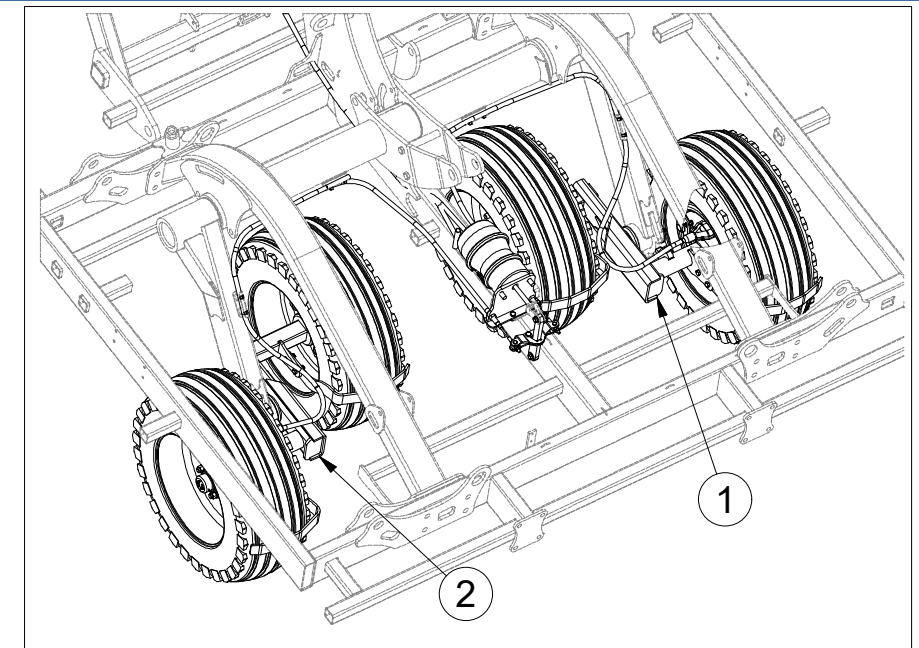
- Ⓒ SADA BRZD
- Ⓓ BREMSENSATZ
- Ⓕ KIT DE FREINS

- Ⓖ SET OF BRAKES
- Ⓡ КОМПЛЕКТ ТОРМОЗОВ
- Ⓟ ZESTAW HAMULCÓW



3008547

Pos.	Part Number	Pcs.	Pos.	Part Number	Pcs.
1	3011609	1	23	m11159	2
2	3011608	1	24	m01725	2
10	4021953	2	30	m01074	10
11	4021952	2	34	m04343	8
12	4011430	2	42	m04301	16
13	4014913	2	43	m12228	2
20	m05759	4	50	m01200	12
21	m11345	4	51	m01199	12
22	m11109	4	52	m01214	10



ⒸZ NÁPRAVA

ⒹACHSE

ⒻESSIEU

ⒼB AXLE

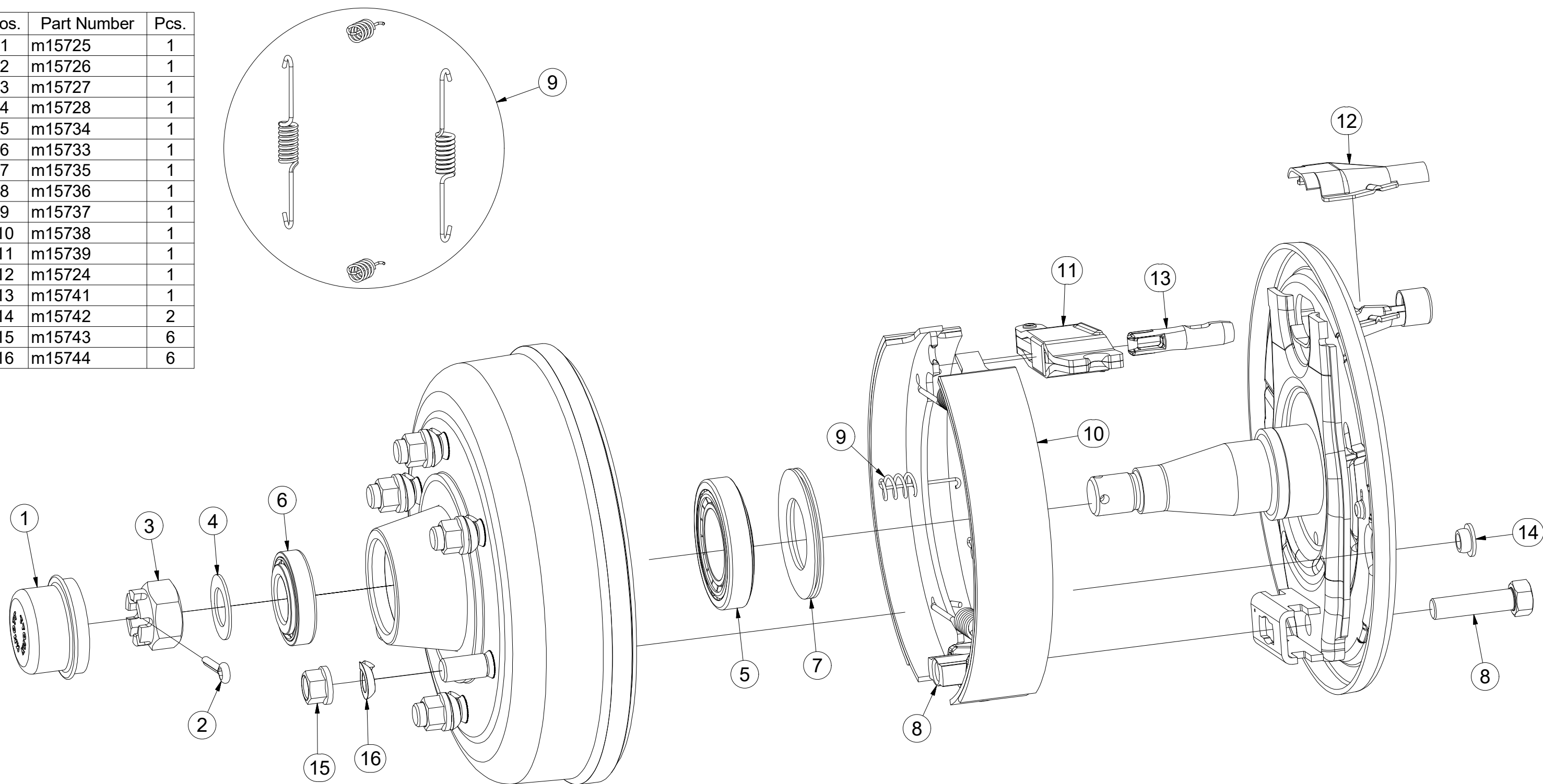
ⒶO OCB

ⒶO OS



m14487

Pos.	Part Number	Pcs.
1	m15725	1
2	m15726	1
3	m15727	1
4	m15728	1
5	m15734	1
6	m15733	1
7	m15735	1
8	m15736	1
9	m15737	1
10	m15738	1
11	m15739	1
12	m15724	1
13	m15741	1
14	m15742	2
15	m15743	6
16	m15744	6



Ⓒ NÁPRAVA

Ⓓ ACHSE

Ⓕ ESSIEU

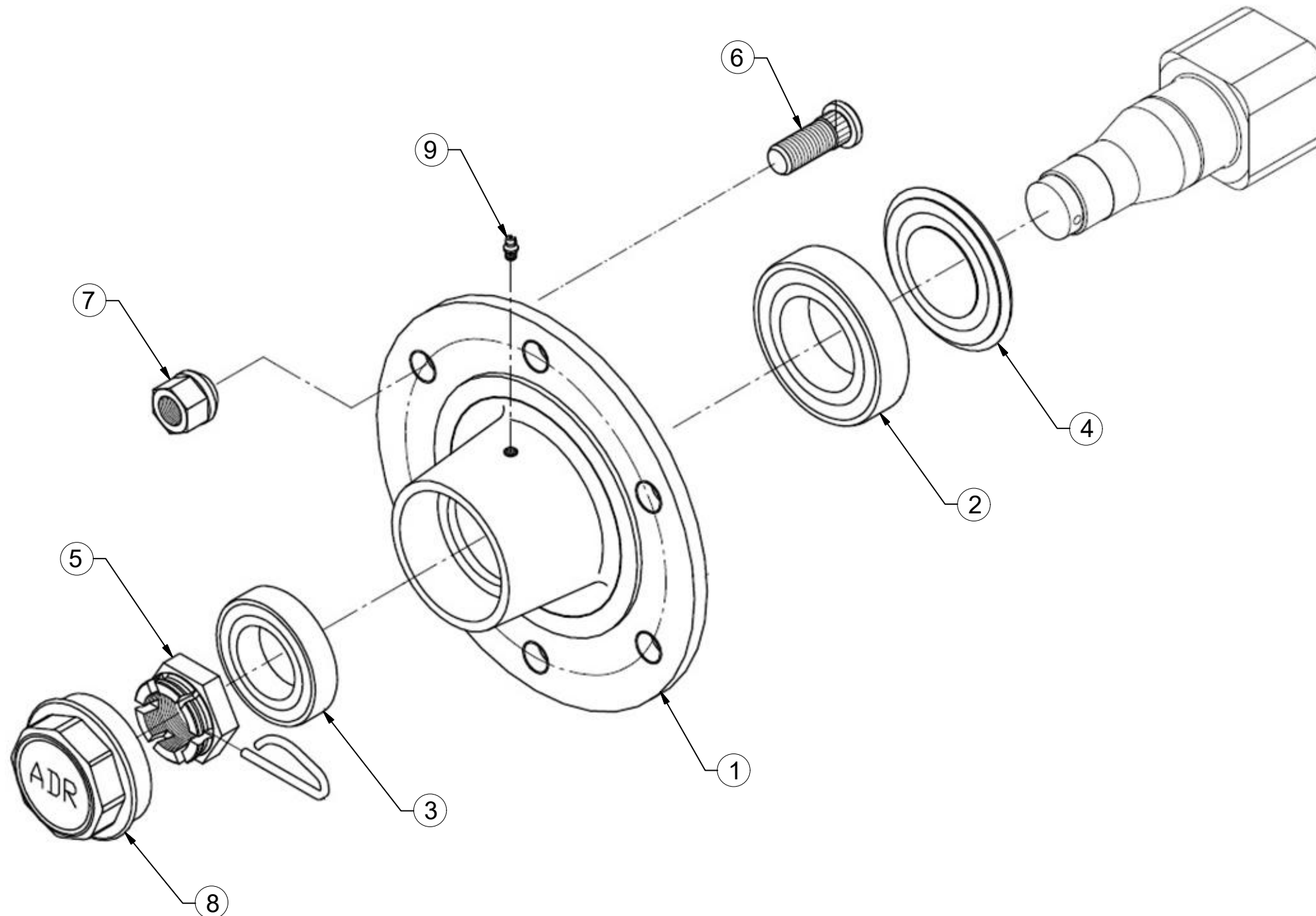
Ⓖ AXLE

Ⓡ OCB

Ⓟ OS



S60LN06



Pos.	Part Number	Pcs.
1	m15631	1
2	m07151	1
3	m07152	1
4	m15058	1
5	m08169	1
6	m08148	6
7	m08163	6
8	m15123	1
9	m05698	1

Ⓒ KOLO

Ⓓ RAD

Ⓕ ROUE

Ⓖ WHEEL

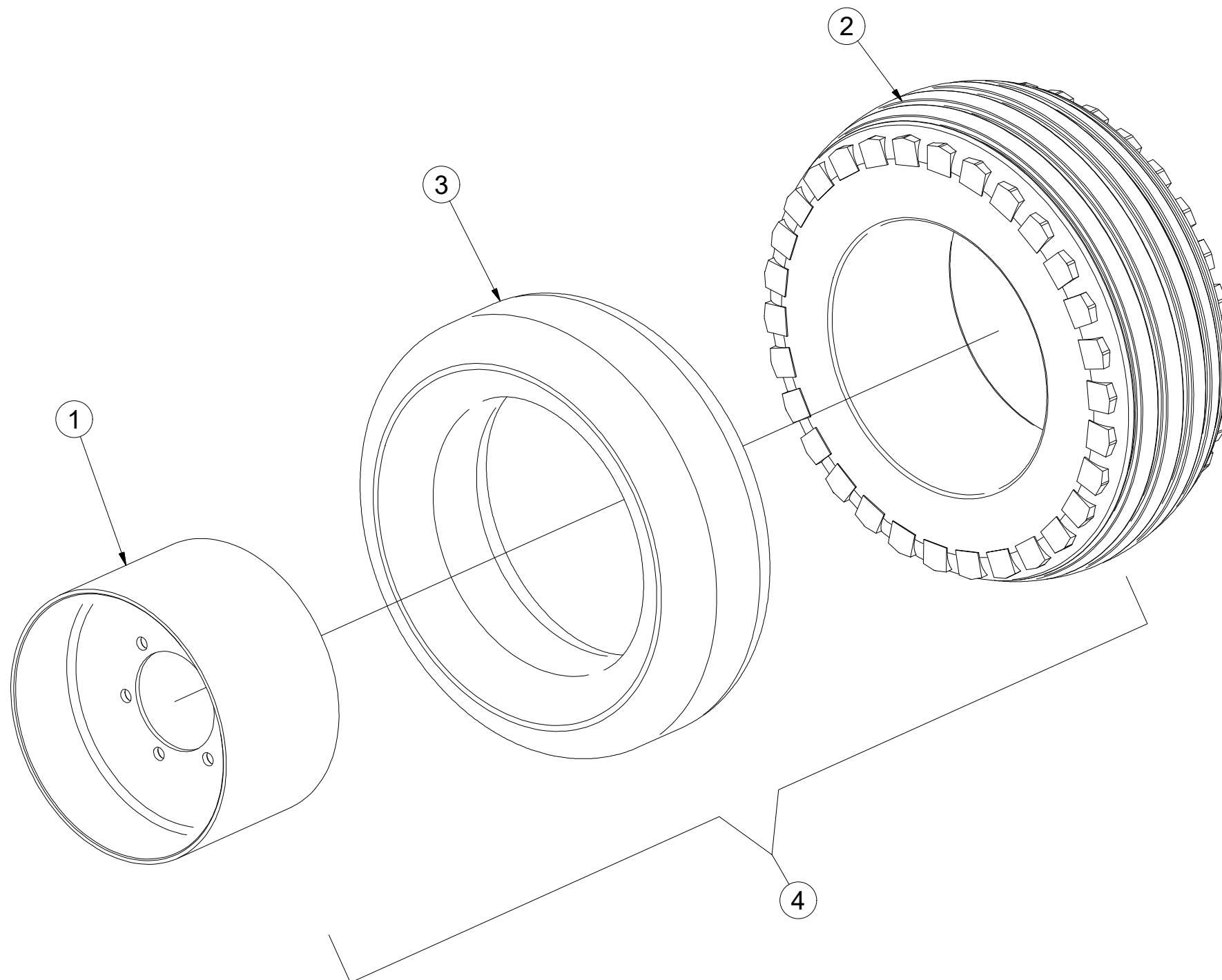
Ⓡ КОЛЕСО

Ⓟ KOŁO



m05759

Pos.	Part Number	Pcs.
1	m03097	1
2	m02824	1
3	m02827	1
4	m05759	1



ⒸZ HYDRAULIKA STROJE

Ⓓ HYDRAULIK DER MASCHINE

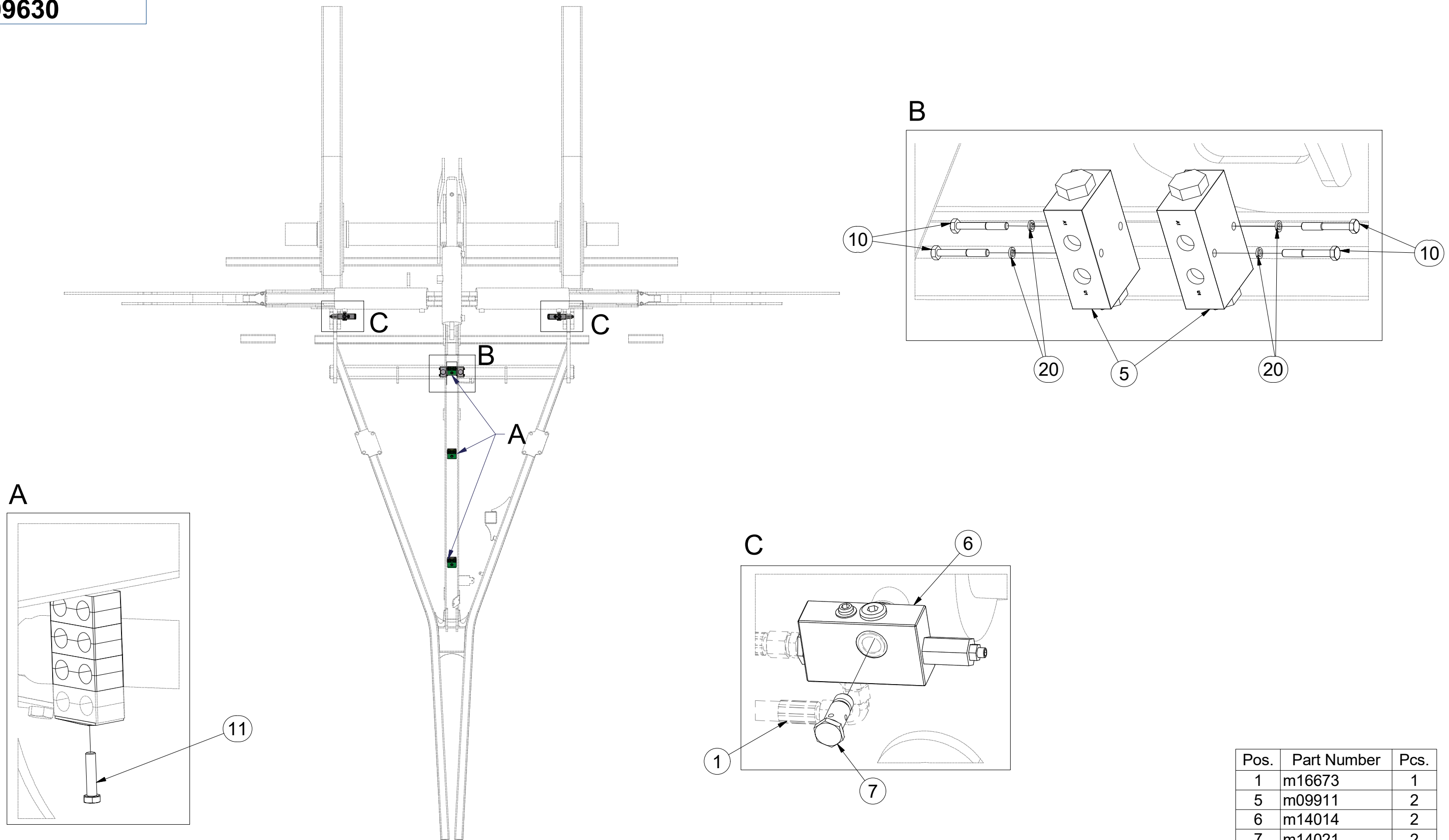
Ⓕ HYDRAULIQUE DE LA MACHINE

3009630

ⒸB MACHINE HYDRAULICS

ⒸR ГИДРАВЛИКА МАШИНЫ

ⒸL HYDRAULIKA MASZYN



Pos.	Part Number	Pcs.
1	m16673	1
5	m09911	2
6	m14014	2
7	m14021	2
10	m05561	4
11	m01096	3
20	m01200	4

☉ HYDRAULIKA STROJE

☉ HYDRAULIK DER MASCHINE

☉ HYDRAULIQUE DE LA MACHINE

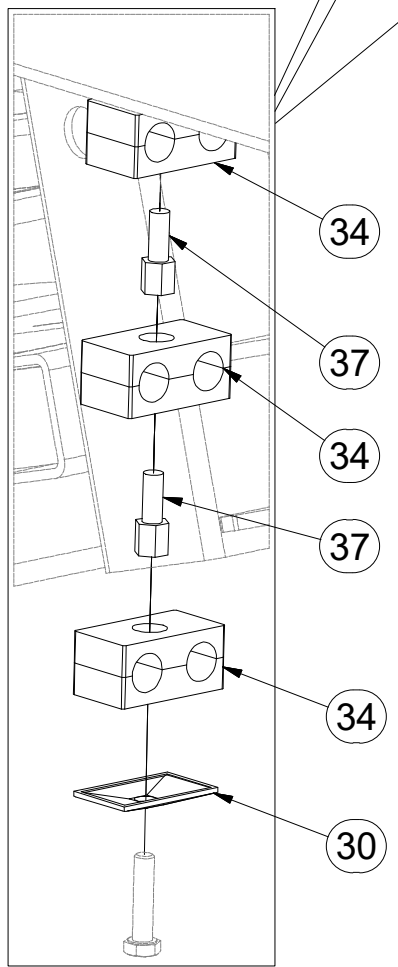
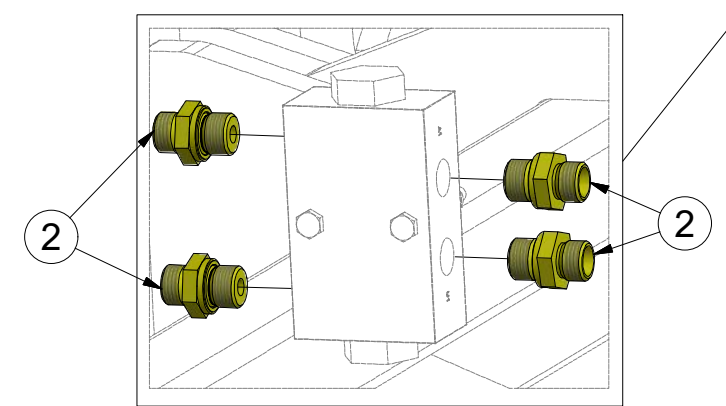
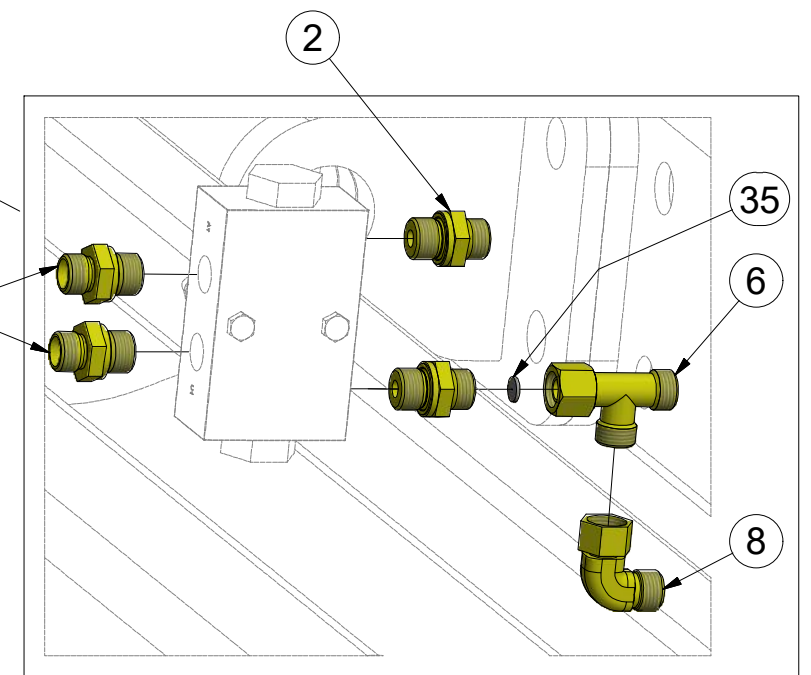
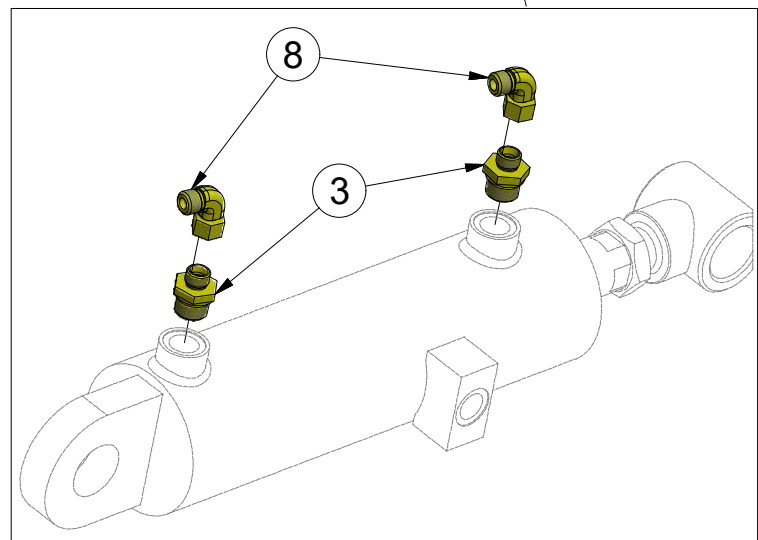
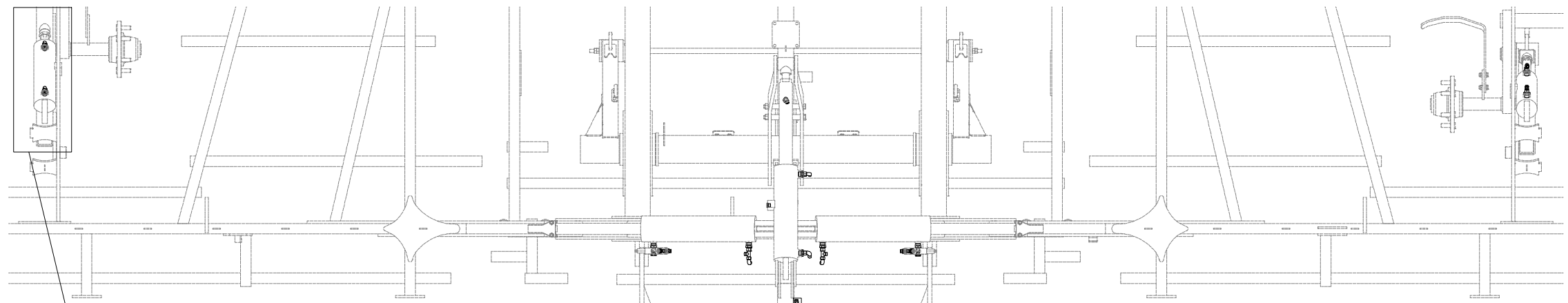
☉ MACHINE HYDRAULICS

☉ ГИДРАВЛИКА МАШИНЫ

☉ HYDRAULIKA MASZYN



m16673



Pos.	Part Number	Pcs.
2	m06528	10
3	m09934	8
6	m07568	3
8	m06803	12
30	m04173	3
34	m04171	9
35	m10782	2
37	m04627	6

ⒸZ HYDRAULIKA STROJE

Ⓓ HYDRAULIK DER MASCHINE

Ⓕ HYDRAULIQUE DE LA MACHINE

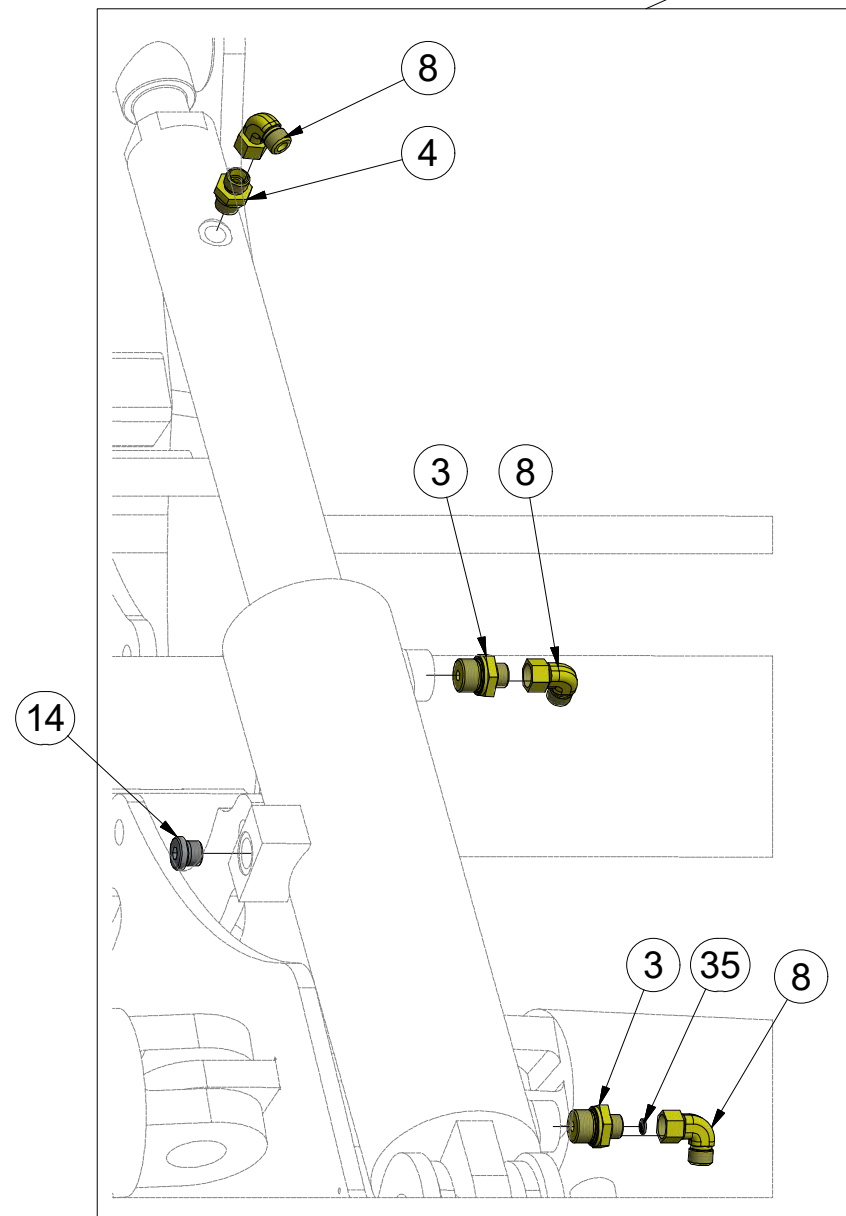
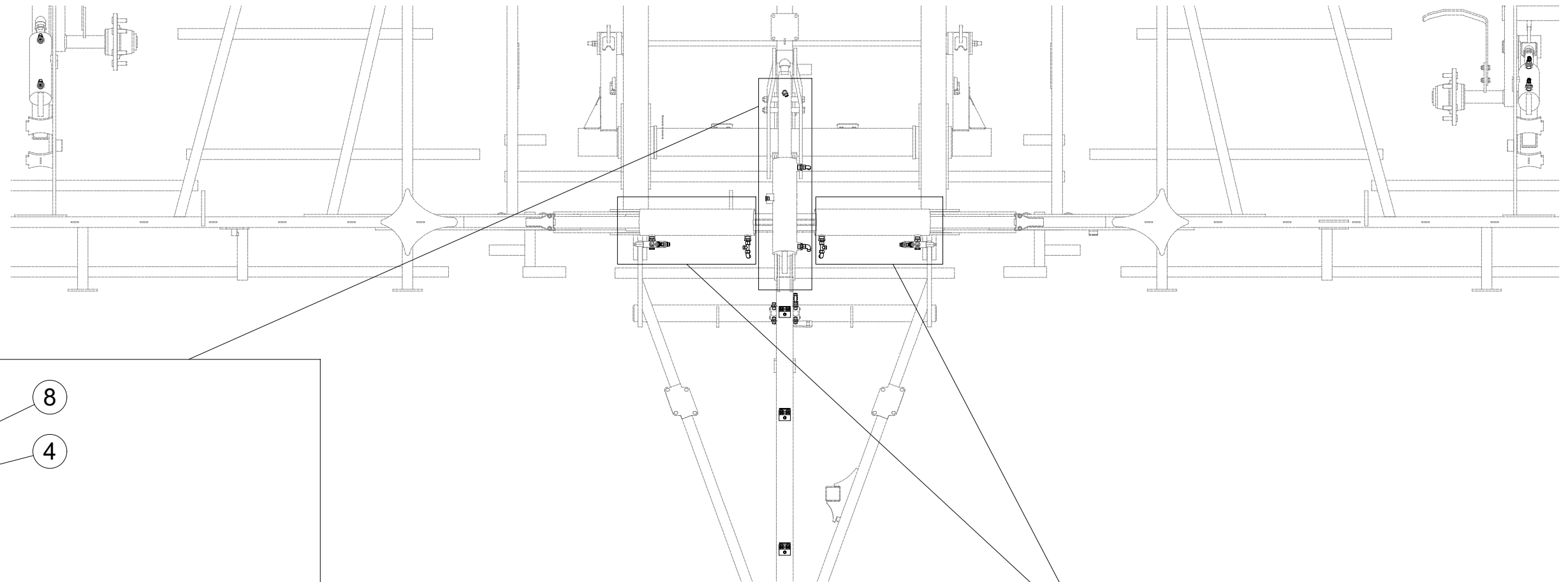
ⒼB MACHINE HYDRAULICS

Ⓔ RU ГИДРАВЛИКА МАШИНЫ

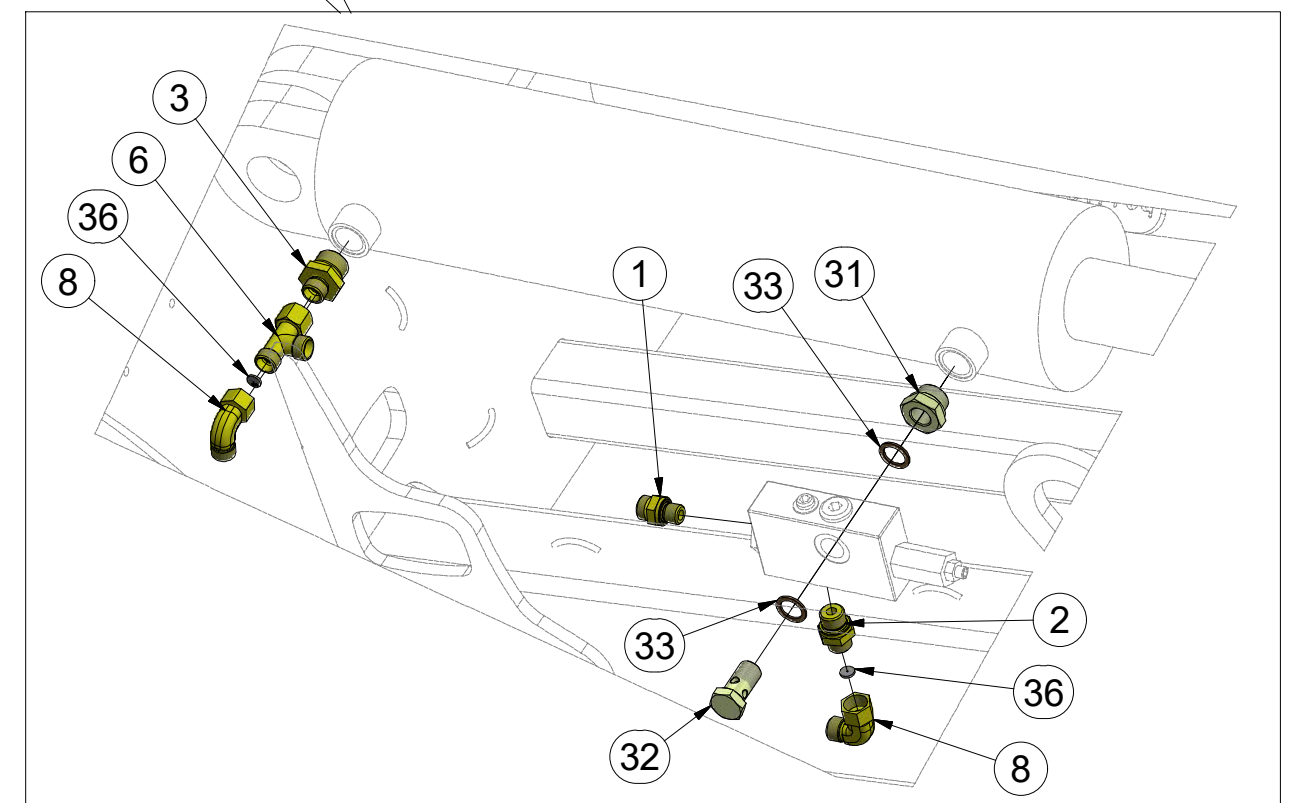
Ⓗ PL HYDRAULIKA MASZYNY



m16673



Pos.	Part Number	Pcs.
1	m07470	2
2	m06528	10
3	m09934	8
4	m07906	1
6	m07568	3
8	m06803	12
14	m06529	1
31	m08462	2
32	m08460	2
33	m04222	4
35	m10782	2
36	m10780	4



ⒸZ HYDRAULICKÝ ROZVOD NÁPRAVY

Ⓓ HYDRAULISCHE VERTEILUNG ACHSE

Ⓕ CONDUIT HYDRAULIQUE DE L'ESSIEU

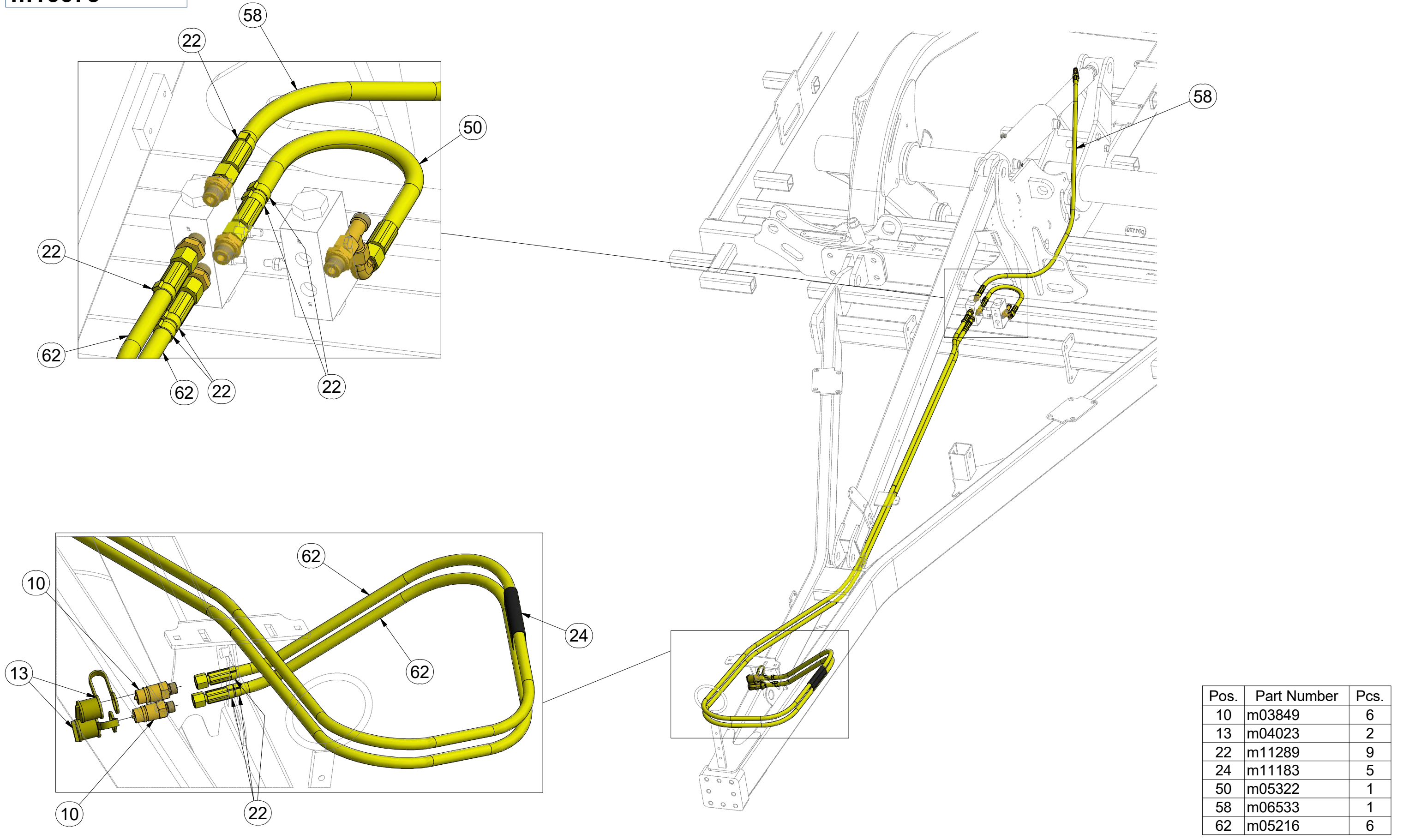
ⒸGB HYDRAULIC AXLE DISTRIBUTION

ⒸRU ГИДРАВЛИЧЕСКОЕ РАСПРЕДЕЛЕНИЕ ОСИ

ⒸPL HYDRAULICZNY PRZEWÓD OSI



m16673



Pos.	Part Number	Pcs.
10	m03849	6
13	m04023	2
22	m11289	9
24	m11183	5
50	m05322	1
58	m06533	1
62	m05216	6

ⒸZ HYDRAULICKÝ ROZVOD NÁPRAVY

Ⓓ HYDRAULISCHE VERTEILUNG ACHSE

Ⓕ CONDUIT HYDRAULIQUE DE L'ESSIEU

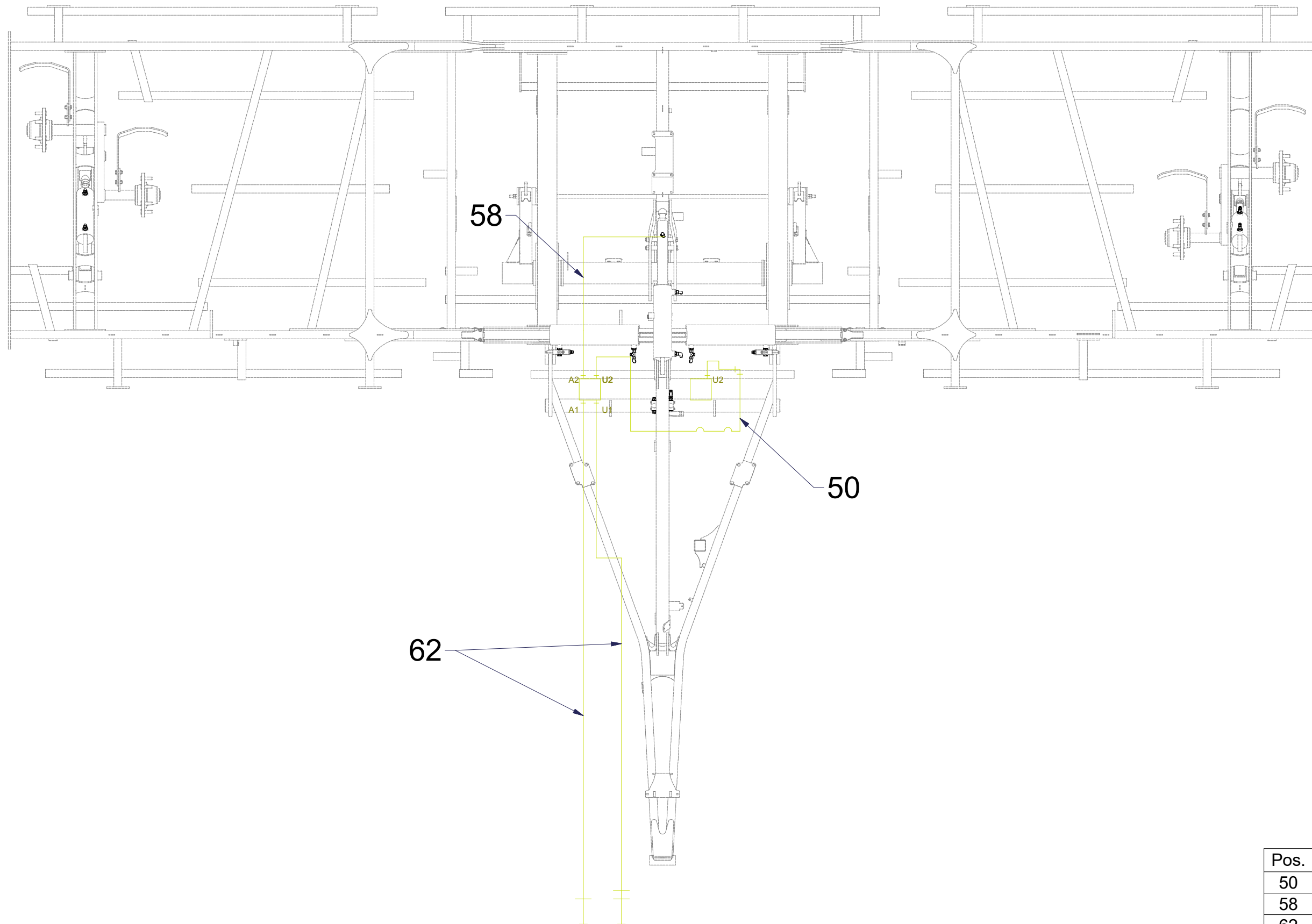
ⒸB HYDRAULIC AXLE DISTRIBUTION

ⒸU ГИДРАВЛИЧЕСКОЕ РАСПРЕДЕЛЕНИЕ ОСИ

ⒸL HYDRAULICZNY PRZEWÓD OSI



m16673



Pos.	Part Number	Pcs.
50	m05322	1
58	m06533	1
62	m05216	6

ⒸZ HYDRAULICKÝ ROZVOD - ZAHLUBOVÁNÍ

Ⓓ HYDRAULISCHE VERTEILUNG - EINSENKUNG

Ⓕ CONDUIT HYDRAULIQUE - L'ENFONCEMENT

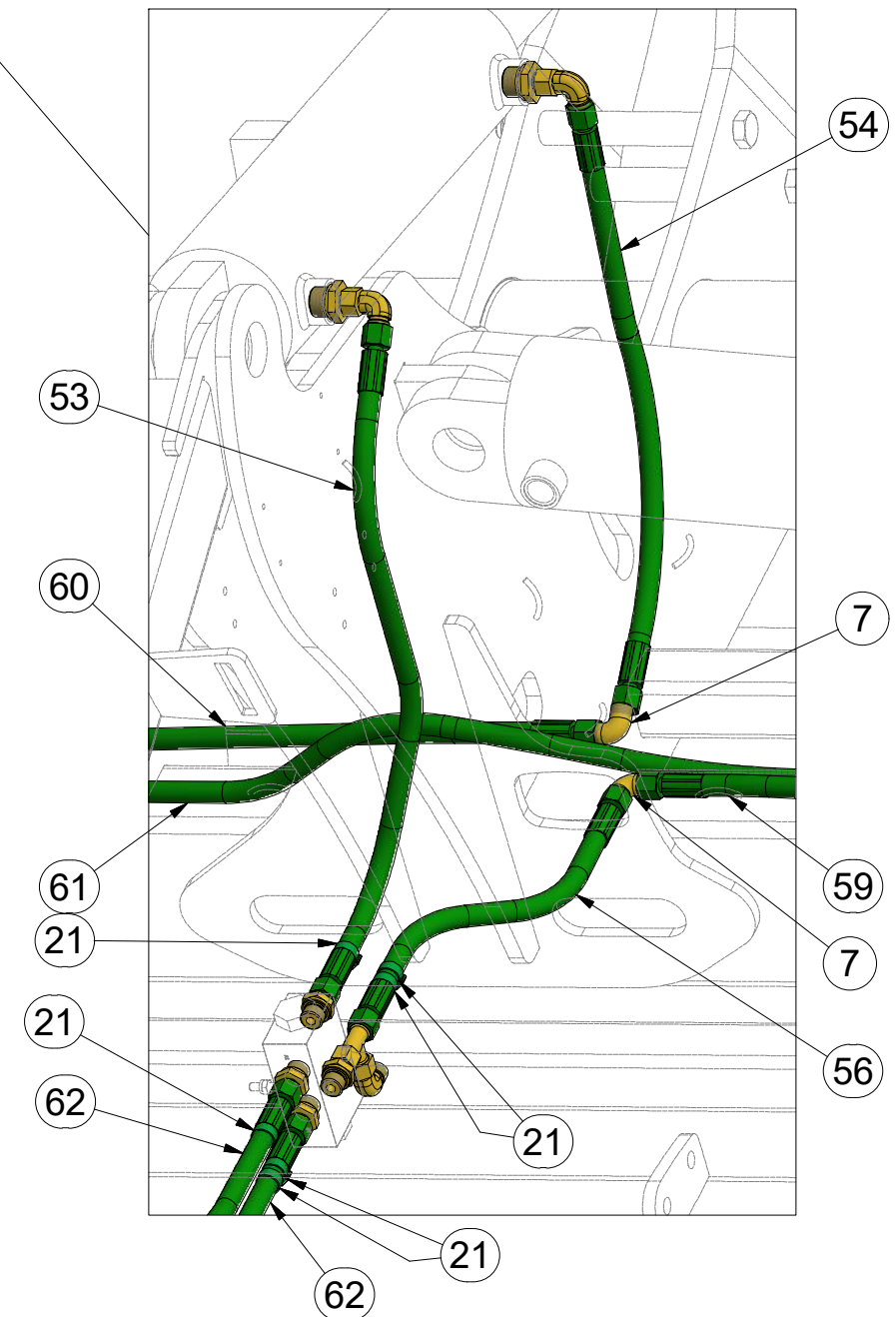
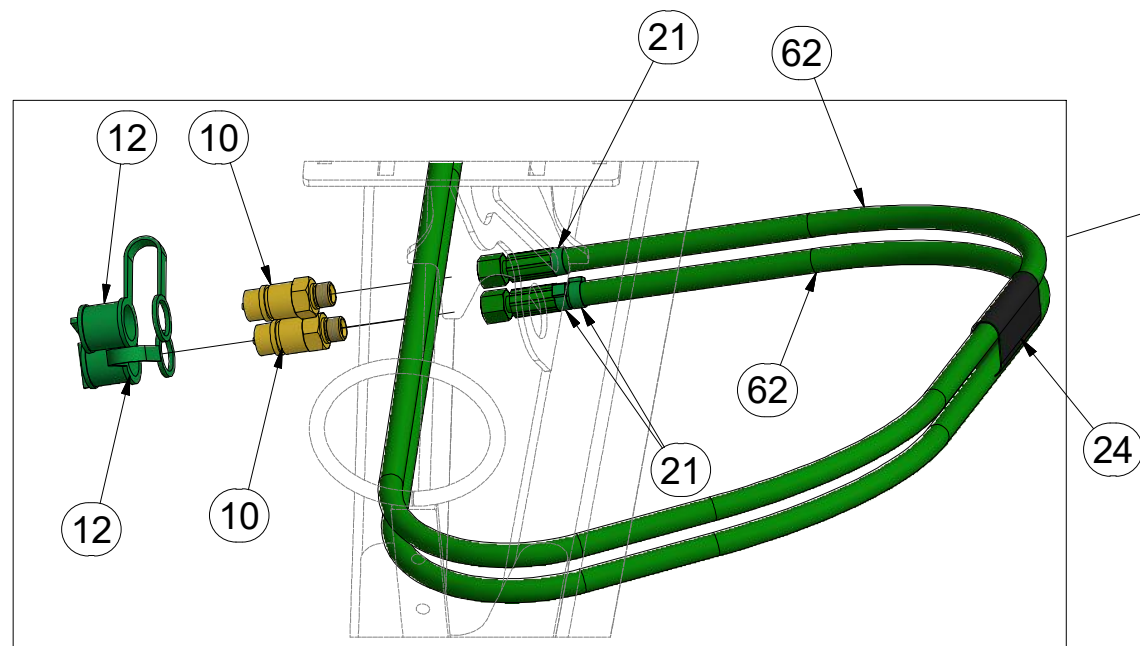
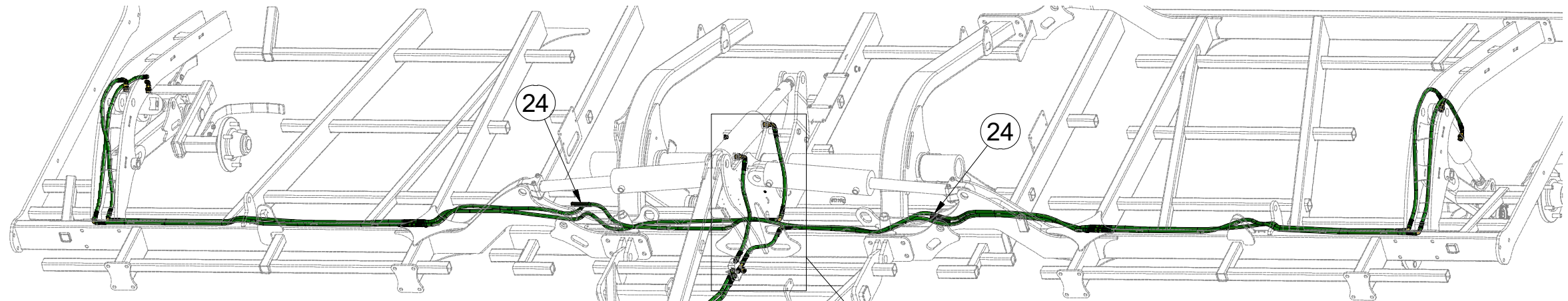
ⒸB HYDRAULIC DISTRIBUTION - RECESSING

ⒸR ГИДРАВЛИЧЕСКОЕ РАСПРЕДЕЛЕНИЕ - ЗАГЛУБЛЕНИЕ

ⒸL HYDRAULICZNY PRZEWÓD - ZAGŁĘBIENIA

Farmet

m16673



Pos.	Part Number	Pcs.
7	m06661	6
10	m03849	6
12	m04098	2
21	m11282	21
24	m11183	5
53	m09628	1
54	m09629	1
56	m07364	3
59	m07648	2
60	m11696	4
61	m12025	1
62	m05216	6

ⒸZ HYDRAULICKÝ ROZVOD - ZAHLUBOVÁNÍ

Ⓓ HYDRAULISCHE VERTEILUNG - EINSENKUNG

Ⓕ CONDUIT HYDRAULIQUE - L'ENFONCEMENT

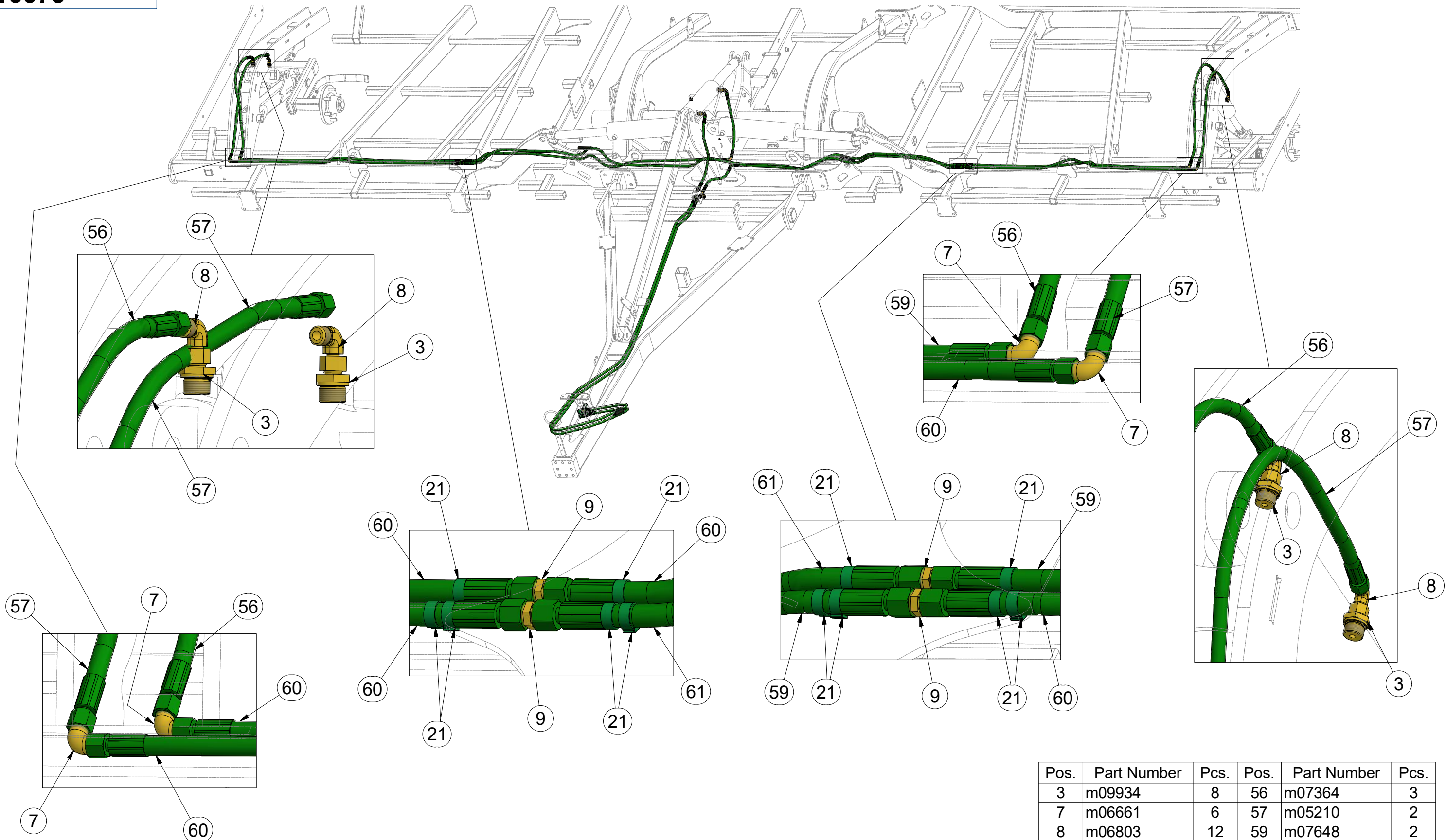
ⒸB HYDRAULIC DISTRIBUTION - RECESSING

ⒸU ГИДРАВЛИЧЕСКОЕ РАСПРЕДЕЛЕНИЕ - ЗАГЛУБЛЕНИЕ

ⒸL HYDRAULICZNY PRZEWÓD - ZAGŁĘBIENIA



m16673



Pos.	Part Number	Pcs.	Pos.	Part Number	Pcs.
3	m09934	8	56	m07364	3
7	m06661	6	57	m05210	2
8	m06803	12	59	m07648	2
9	m03213	4	60	m11696	4
21	m11282	21	61	m12025	1

Ⓒ CZ HYDRAULICKÝ ROZVOD - ZAHLUBOVÁNÍ

Ⓓ D HYDRAULISCHE VERTEILUNG - EINSENKUNG

Ⓕ F CONDUIT HYDRAULIQUE - L'ENFONCEMENT

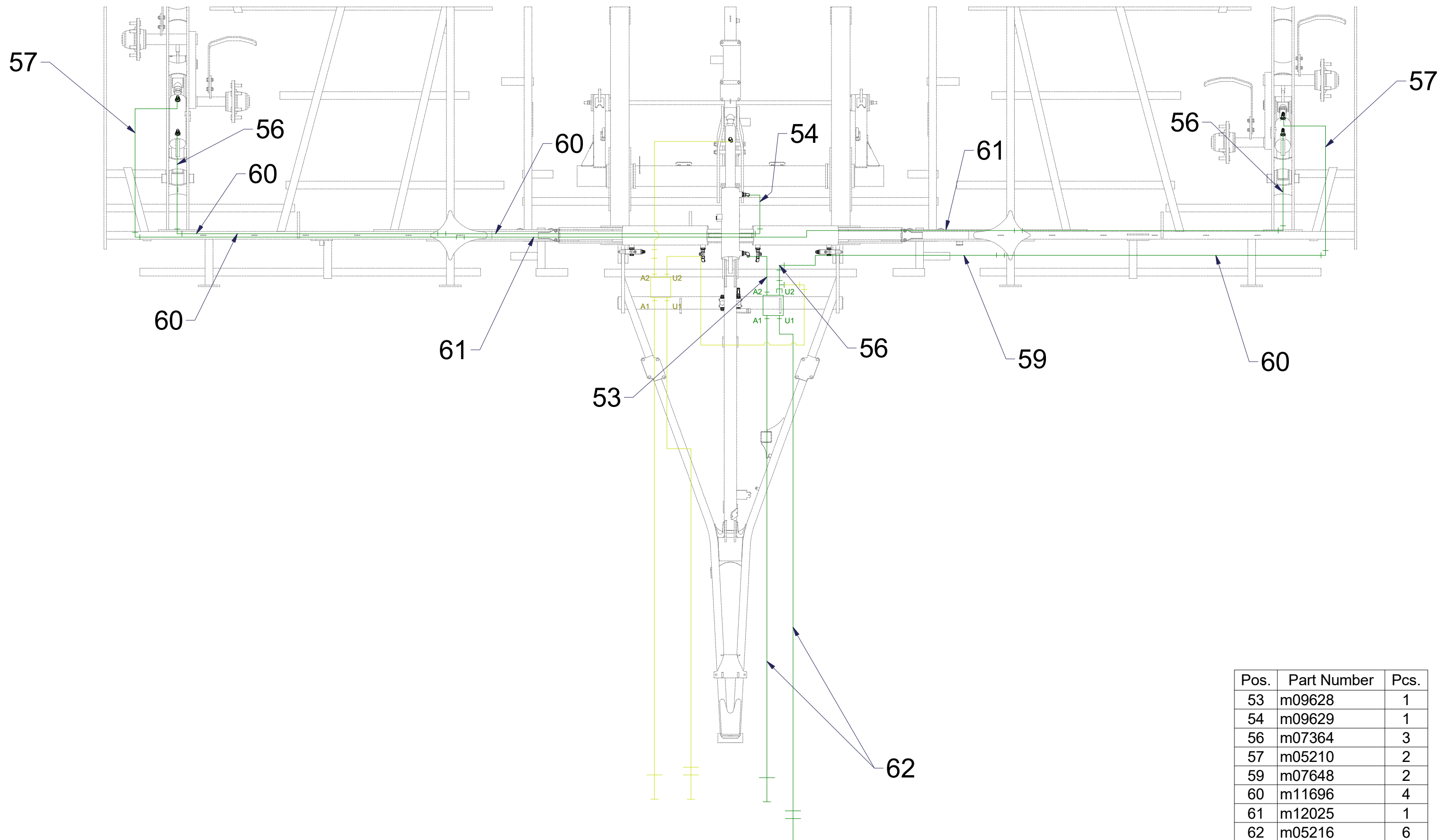
Ⓒ GB HYDRAULIC DISTRIBUTION - RECESSING

Ⓒ RU ГИДРАВЛИЧЕСКОЕ РАСПРЕДЕЛЕНИЕ - ЗАГЛУБЛЕНИЕ

Ⓒ PL HYDRAULICZNY PRZEWÓD - ZAGŁĘBIENIA



m16673



Pos.	Part Number	Pcs.
53	m09628	1
54	m09629	1
56	m07364	3
57	m05210	2
59	m07648	2
60	m11696	4
61	m12025	1
62	m05216	6

ⒸZ HYDRAULICKÝ ROZVOD SKLÁPĚNÍ

Ⓓ HYDRAULISCHE VERTEILUNG KLAPPMECHANISMUS

Ⓕ CONDUIT HYDRAULIQUE DU BASCULEMENT

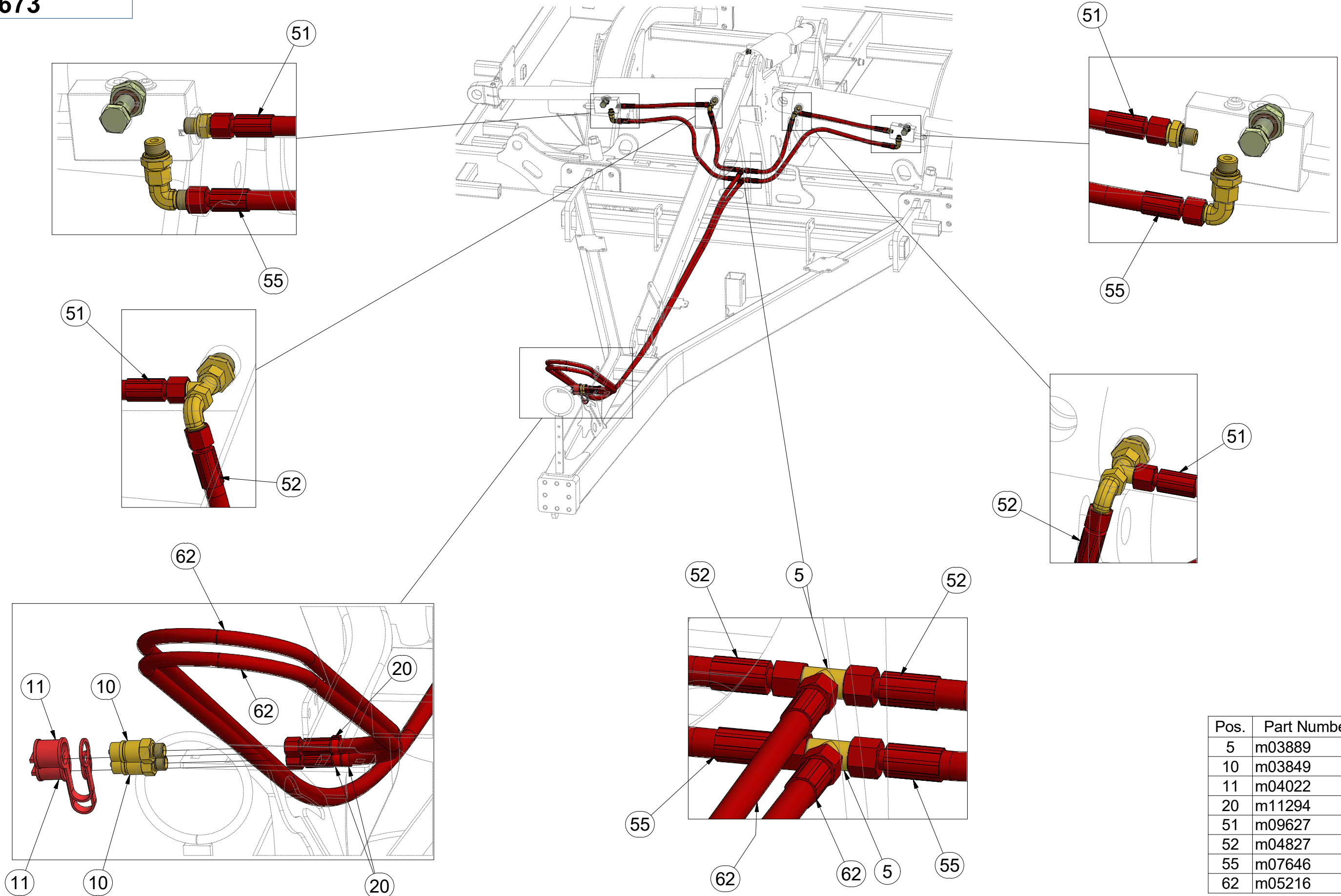
ⒸB HYDRAULIC FOLDING DISTRIBUTION

ⒸU ГИДРАВЛИЧЕСКОЕ РАСПРЕДЕЛЕНИЕ СКЛАДЫВАНИЯ

ⒸL HYDRAULICZNY PRZEWÓD SKŁADANIA



m16673



Pos.	Part Number	Pcs.
5	m03889	2
10	m03849	6
11	m04022	2
20	m11294	3
51	m09627	2
52	m04827	2
55	m07646	2
62	m05216	6

ⒸZ HYDRAULICKÝ ROZVOD SKLÁPĚNÍ

Ⓓ HYDRAULISCHE VERTEILUNG KLAPPMCHANISMUS

Ⓕ CONDUIT HYDRAULIQUE DU BASCULEMENT

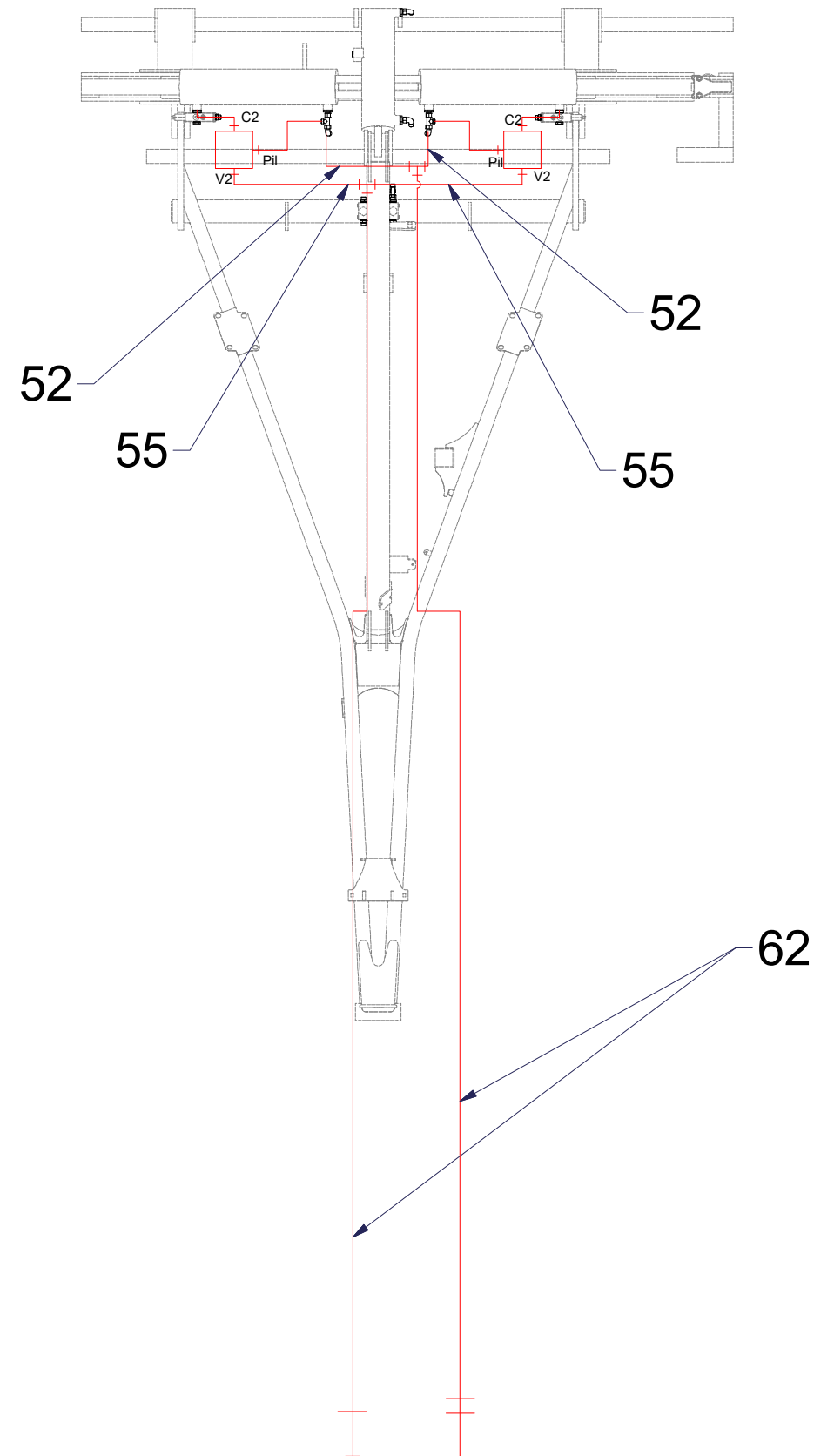
ⒼB HYDRAULIC FOLDING DISTRIBUTION

Ⓔ RU ГИДРАВЛИЧЕСКОЕ РАСПРЕДЕЛЕНИЕ СКЛАДЫВАНИЯ

ⒼL HYDRAULICZNY PRZEWÓD SKŁADANIA



m16673



Pos.	Part Number	Pcs.
51	m09627	2
52	m04827	2
55	m07646	2
62	m05216	6

ⒸZ SOUPRAVA TĚSNIVA PÍSTNIC

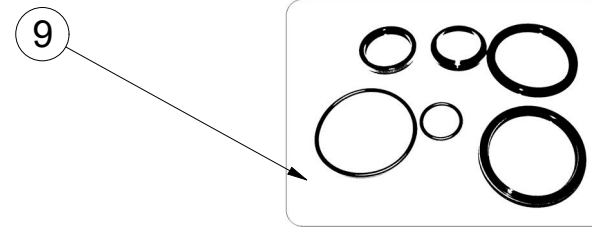
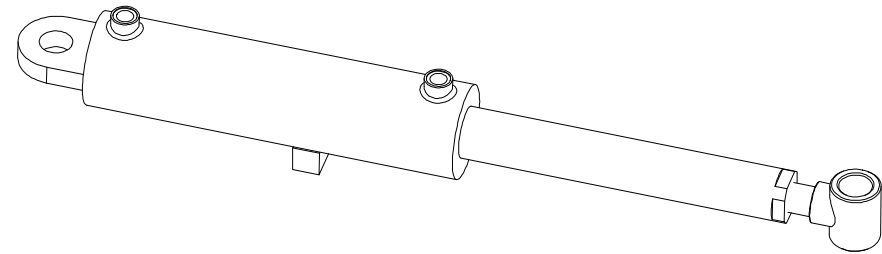
Ⓓ KOLBENSTANGENDICHTUNGSMITTELSATZ

Ⓕ SET DE GARNITURE DES TIGES DE PISTON

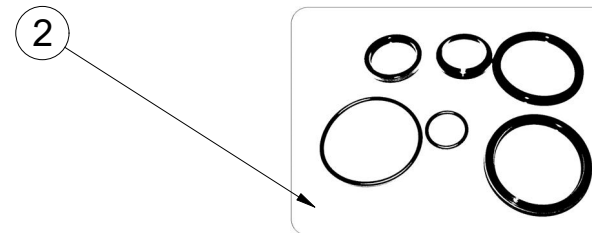
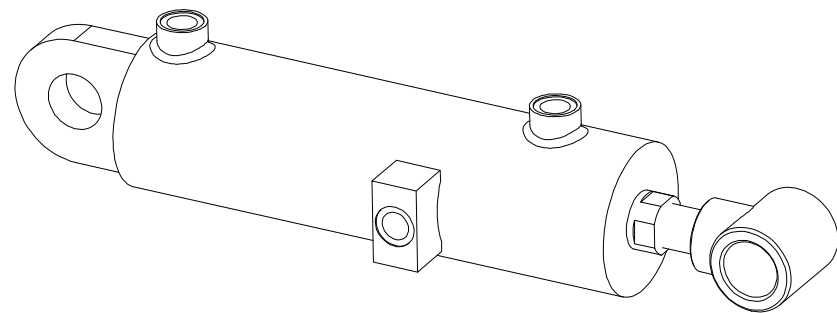
ⒼB SEALING SET FOR PISTON RODS

Ⓔ RU КОМПЛЕКТ ПРОКЛАДОК ЦИЛИНДРОВ

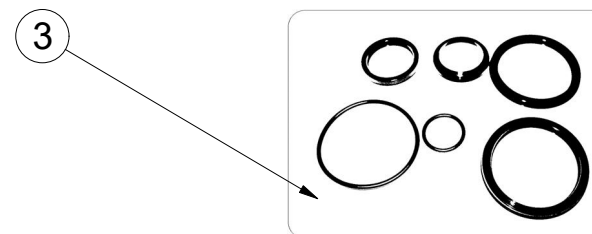
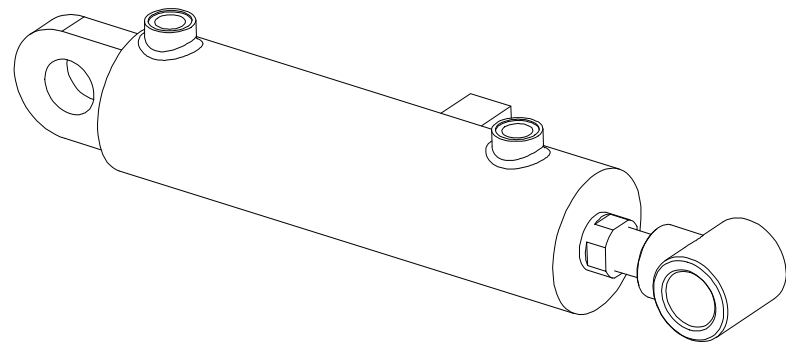
Ⓗ PL ZESTAW USZCZELEK TRZPIENIA TŁOKA



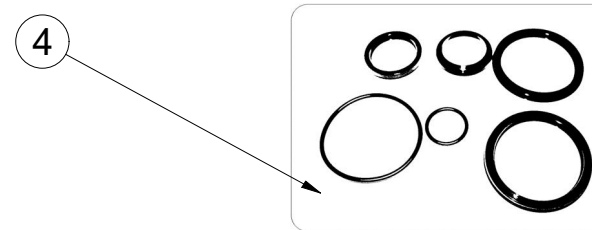
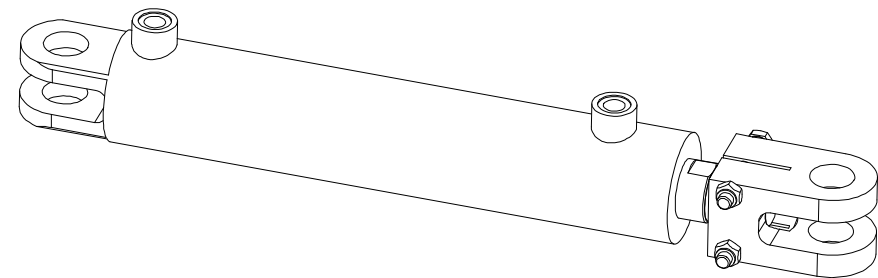
m13432 - $\varnothing 100/\varnothing 63-273$		
Pos	Part number	Pcs
1		1



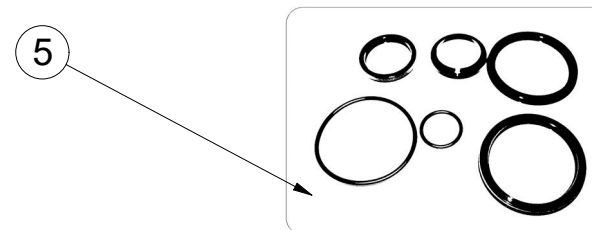
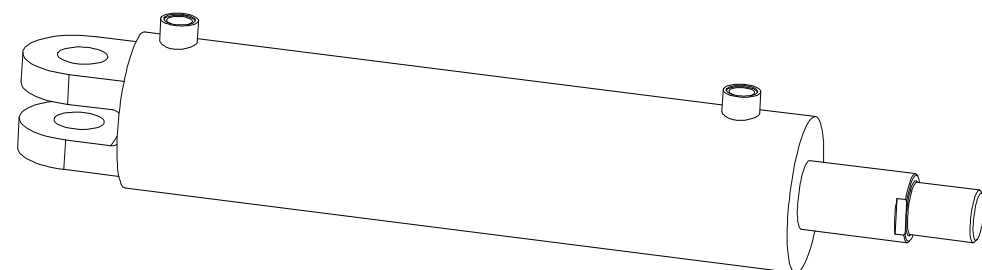
m13433 - $\varnothing 90/\varnothing 40-203$		
Pos	Part number	Pcs
2		1



m13434 - $\varnothing 80/\varnothing 40-26$		
Pos	Part number	Pcs
3		1



m14371 - $\varnothing 63/\varnothing 40-270$		
Pos	Part number	Pcs
4		3



m14384 - $\varnothing 110/\varnothing 50-390$		
Pos	Part number	Pcs
5		2

☉ SAMOLEPKY STROJE

☉ AUFKLEBER MASCHINEN

☉ VOITURE MACHINES

☉ STICKERS MACHINES

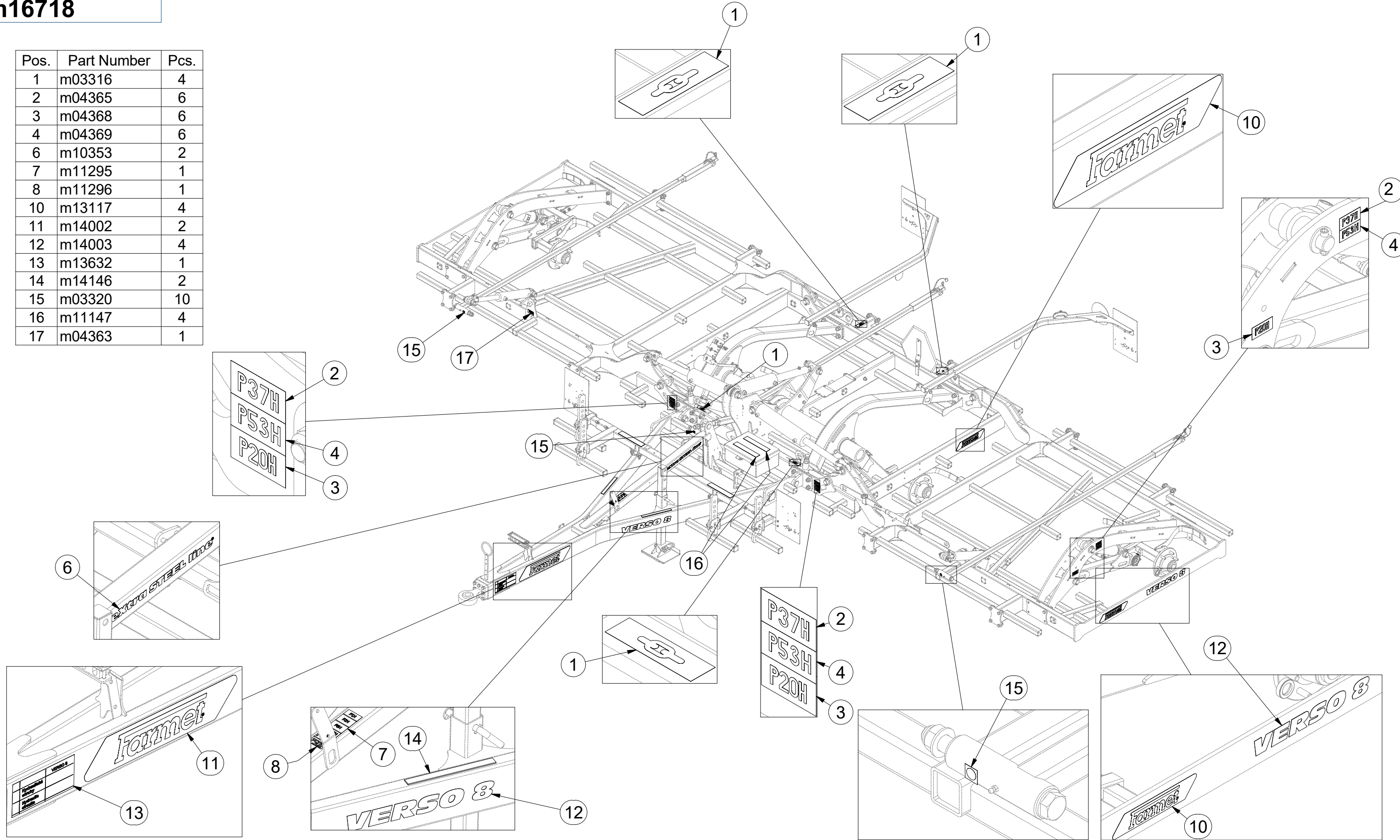
☉ СТИКЕРЫ МАШИНЫ

☉ NAKLEJKI MASZYNY



m16718

Pos.	Part Number	Pcs.
1	m03316	4
2	m04365	6
3	m04368	6
4	m04369	6
6	m10353	2
7	m11295	1
8	m11296	1
10	m13117	4
11	m14002	2
12	m14003	4
13	m13632	1
14	m14146	2
15	m03320	10
16	m11147	4
17	m04363	1



☉ SAMOLEPKY STROJE

☉ AUFKLEBER MASCHINEN

☉ VOITURE MACHINES

☉ STICKERS MACHINES

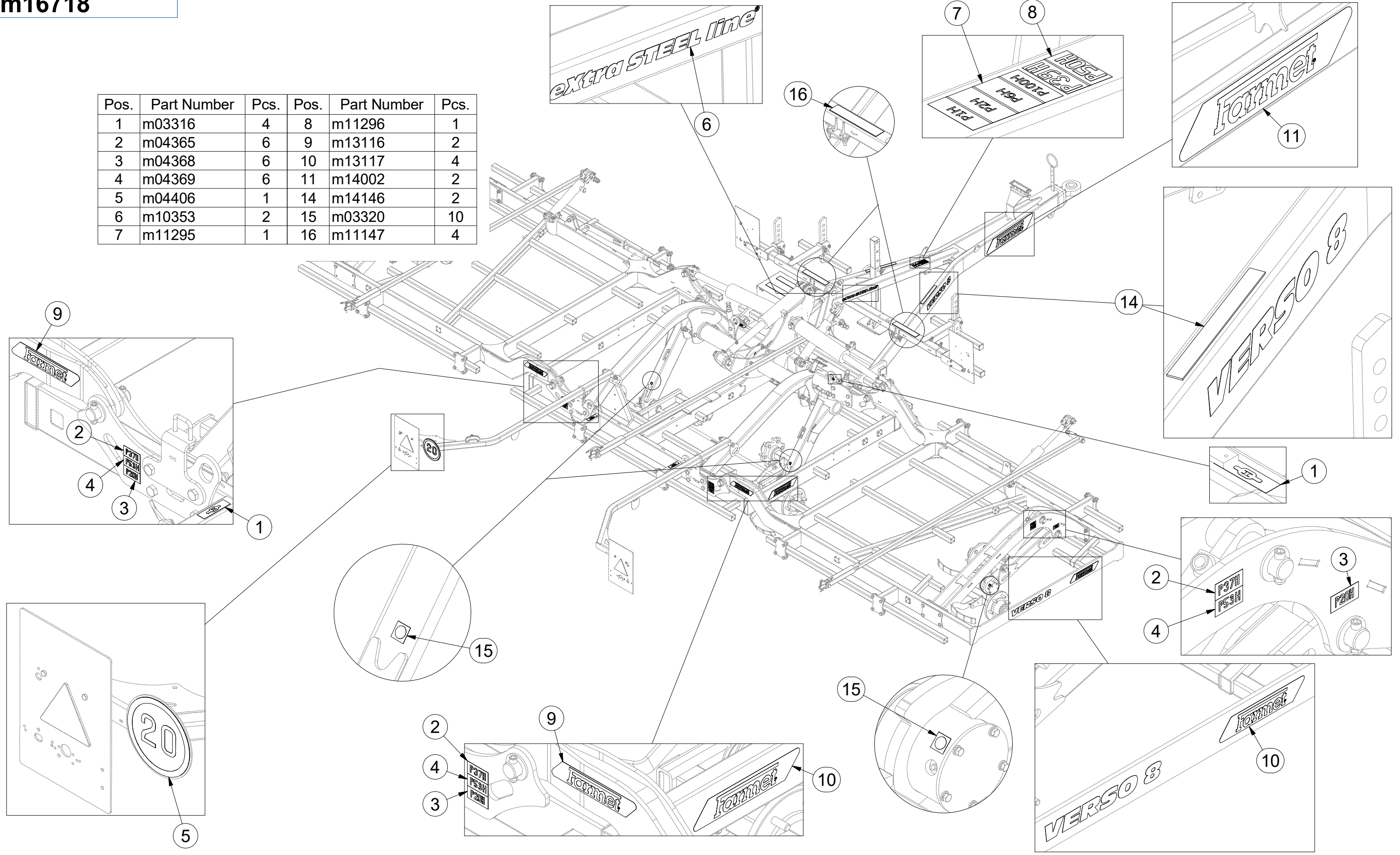
☉ СТИКЕРЫ МАШИНЫ

☉ NAKLEJKI MASZYNY



m16718

Pos.	Part Number	Pcs.	Pos.	Part Number	Pcs.
1	m03316	4	8	m11296	1
2	m04365	6	9	m13116	2
3	m04368	6	10	m13117	4
4	m04369	6	11	m14002	2
5	m04406	1	14	m14146	2
6	m10353	2	15	m03320	10
7	m11295	1	16	m11147	4



Ⓒ SVĚTELNÁ SADA

Ⓓ LEUCHTENSATZ

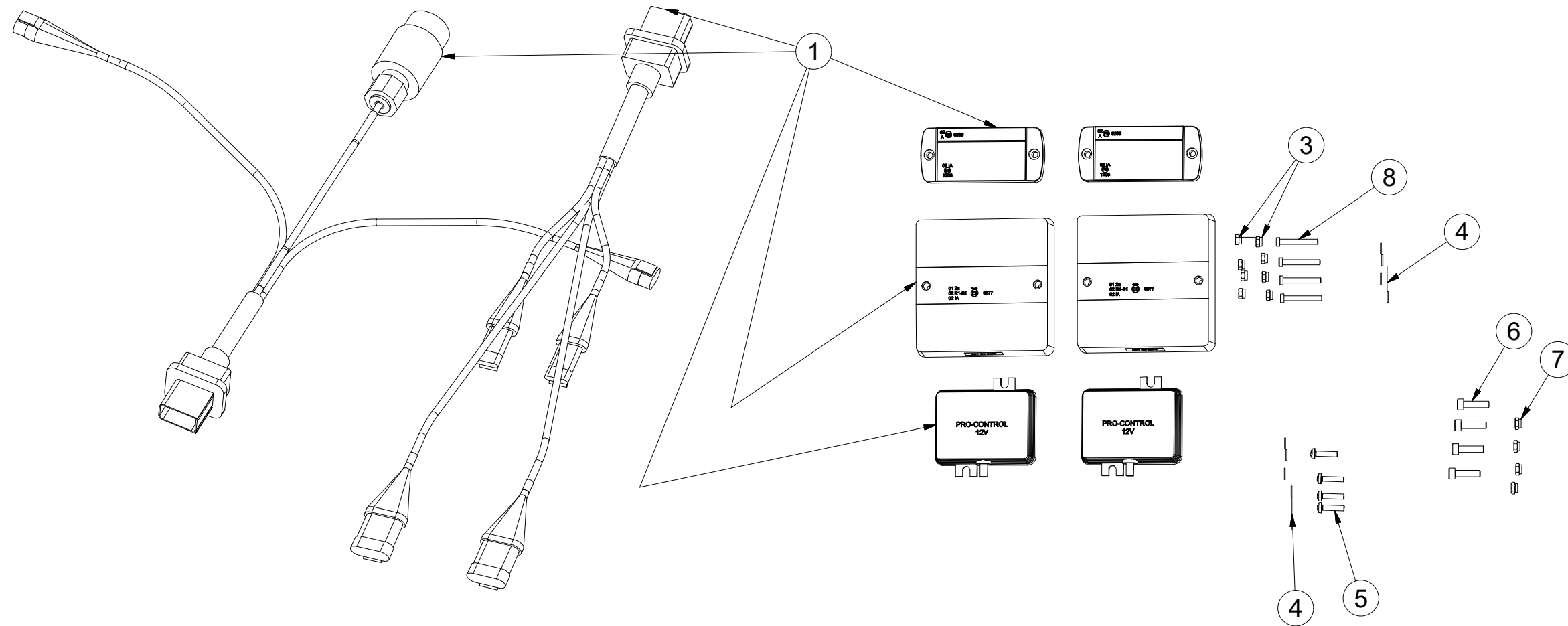
Ⓕ KIT LUMINEUX

3008454

Ⓖ LIGHTING SET

Ⓡ ОСВЕТИТЕЛЬНЫЙ КОМПЛЕКТ

Ⓟ ZESTAW OŚWIETLENIA



Pos.	Part Number	Pcs.
1	m16768	1
3	m05562	8
4	m05597	8
5	m15790	4
6	m10591	4
7	m06236	4
8	m16861	4

Ⓒ SVĚTELNÁ SADA

Ⓓ LEUCHTENSATZ

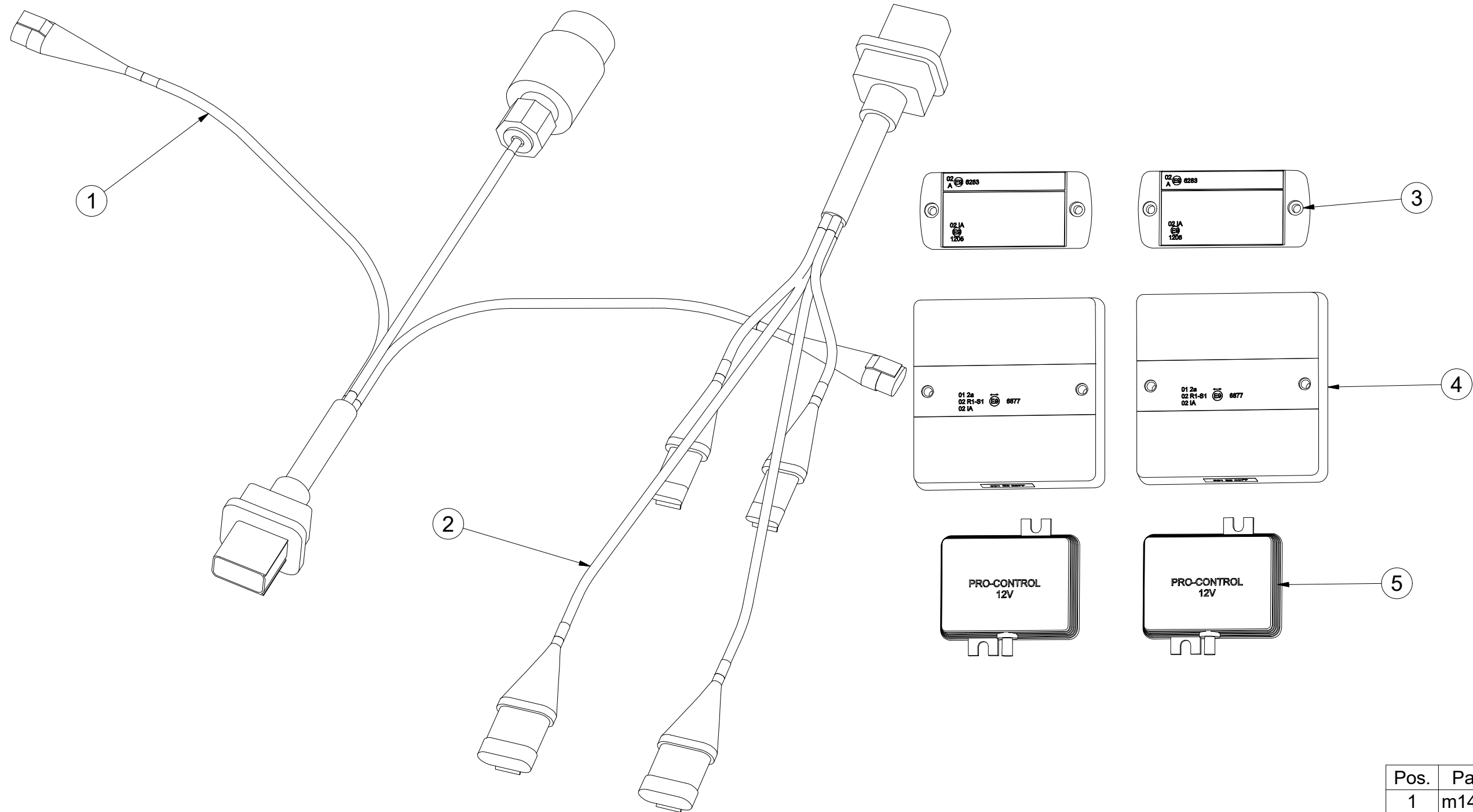
Ⓕ KIT LUMINEUX

m16768

Ⓒ LIGHTING SET

Ⓔ ОСВЕТИТЕЛЬНЫЙ КОМПЛЕКТ

Ⓗ ZESTAW OŚWIETLENIA



Pos.	Part Number	Pcs.
1	m14779	1
2	m14778	1
3	m14776	2
4	m16781	2
5	m14777	2

- Ⓒ UTAHOVACÍ MOMENTY ŠROUBŮ
 Ⓓ ANZUGMOMENTE VON SCHRAUBEN
 Ⓕ COUPLES DE SERRAGE DES VIS

- Ⓖ SCREW TIGHTENING TORQUE
 Ⓔ МОМЕНТЫ ЗАЖАТИЯ БОЛТОВ
 Ⓗ MOMENTY DOKRĘCANIA ŚRUB



P		5.8	8.8	10.9	12.9
D	R	Mu	Mu	Mu	Mu
mm	mm	Nm	Nm	Nm	Nm
M 6	1	6	9	13	15
M 8	1,25	14	22	32	38
M10	1,5	29	44	64	75
M12	1,75	49	76	111	130
M14	2	79	120	176	206
M16	2	123	188	276	323
M18	2,5	169	257	378	443
M20	2,5	239	365	536	628
M22	2,5	329	529	738	864
M24	3	413	629	924	1082
M27	3	613	934	1372	1606
M30	3,5	832	1267	1862	2179
M33	3,5	1130	1723	2530	2961
M36	4	1451	2210	3246	3799
M39	4	1885	2872	4217	4936
M42	4,5	2322	3538	5196	6080
M45	4,5	2909	4433	6511	7619
M48	5	3513	5353	7862	9200
M52	5	4524	6895	10126	11849
M56	5,5	5636	8589	12614	14761

- Mu - Ⓒ UTAHOVACÍ MOMENT Ⓖ TIGHTENING TORQUE
 Ⓓ ANZUGMOMENT Ⓔ МОМЕНТ ЗАЖАТИЯ
 Ⓕ COUPLE DE SERRAGE Ⓗ MOMENT DOKRĘCANIA
 D - Ⓒ JMENOVITÝ PRŮMĚR Ⓖ NOMINAL DIAMETER
 Ⓓ NENNDURCHMESSER Ⓔ НОМИНАЛЬНЫЙ ДИАМЕТР
 Ⓕ DIAMETRE NOMINAL Ⓗ ŚREDNICA NOMINALNA
 R - Ⓒ ROZTEČ ZÁVITU - STOUPÁNÍ Ⓖ SCREW PITCH – LEAD
 Ⓓ GEWINDESTEIFUNG Ⓔ ШАГ РЕЗЬБЫ
 Ⓕ PAS DE FILET - PAS Ⓗ ROZSTAW GWINTU - SKOKI
 P - Ⓒ PEVNOST Ⓖ STRENGTH
 Ⓓ FESTIGKEIT Ⓔ ПРОЧНОСТЬ
 Ⓕ RÉSISTANCE Ⓗ WYTRZYMAŁOŚĆ


- Ⓒ Šroubové spoje utahujte dle vyznačeného utahovacího momentu v dokumentaci. Pokud není utahovací moment v dokumentaci vyznačen, utahujte dle obecné tabulky. Pokud je v dokumentaci definován spoj ze šroubu a matice o různých pevnostech, vždy utahujte na moment komponenty s nižší pevností.
- Ⓓ Ziehen Sie die Schraubverbindungen gemäß dem in der Dokumentation festgeschriebenen Anzugsmoments an. Sofern das Anzugsmoment nicht in der Dokumentation aufgeführt ist, ziehen Sie sie gemäß der allgemeinen Tabelle an. Wenn in der Dokumentation eine Verbindung von Schraube und Mutter mit verschiedenen Festigkeiten definiert ist, wird immer mit dem Moment des Bauteils mit der geringeren Festigkeit angezogen.
- Ⓕ Serrez les raccords à vis selon le couple de serrage indiqué dans les documents. Si le couple de serrage n'est pas indiqué dans les documents, serrez selon le tableau général. Si les documents définissent un assemblage par boulon de diverses résistances, serrez toujours au moment de la composante avec résistance inférieure.
- Ⓖ Tighten the screw joints according to the tightening torque stated in the documentation. If the tightening torque is not stated in the documentation, tighten according to the general table. If there is a joint with a screw and a nut at different strengths in the documentation, always tighten to the torque of the component with lower strength.
- Ⓔ Резьбовые соединения зажимайте с установленным в документации моментом зажатия. Если в документации не указан момент зажатия, то зажимайте по действующей в общем таблице. Если в документации установлено соединение из болта и гайки различной прочности, всегда зажимайте с моментом для компонента с меньшей прочностью.
- Ⓗ Połączenia śrubowe należy dokręcać zgodnie z momentem obrotowym w dokumentacji. Jeśli w dokumentacji nie ma podanego momentu obrotowego, należy dokręcać zgodnie z ogólną tabelą. Jeśli w dokumentacji zdefiniowane jest połączenie ze śrubą i nakrętką o różnych wytrzymałościach, zawsze należy dokręcać zachowując moment dokręcania komponentu z niższą wytrzymałością.

- Ⓒ UTAHOVACÍ MOMENTY ŠROUBŮ
 Ⓓ ANZUGMOMENTE VON SCHRAUBEN
 Ⓕ COUPLES DE SERRAGE DES VIS

- Ⓖ SCREW TIGHTENING TORQUE
 Ⓔ МОМЕНТЫ ЗАЖАТИЯ БОЛТОВ
 Ⓟ MOMENTY DOKRĘCANIA ŚRUB



- Ⓒ **OBECNÝ PŘEDPIS UTAHOVÁNÍ ZAJIŠTĚNÍ ČEPOVÝCH SPOJŮ:**
 Ⓓ **ALLGEMEINE VORSCHRIFT FÜR DAS ANZIEHEN VON BOLZENVERBINDUNGEN:**
 Ⓕ **CONSIGNE GENERALE POUR LE SERRAGE DES ARTICULATIONS CYLINDRIQUES:**
 Ⓖ **GENERAL INSTRUCTION FOR TIGHTENING THE SECURING OF PIN JOINTS:**
 Ⓔ **ОБЩЕЕ ОПИСАНИЕ ЗАЖАТИЯ ПРЕДОХРАНЕЕНИЯ СОЕДИНЕНИЙ ПАЛЬЦАМИ:**
 Ⓟ **OGÓLNE ZASADY DOKRĘCANIA ZABEZPIECZENIA POŁĄCZEŃ CZOPEM:**



X	M
M8, M10, M12	09-15Nm
M14	15-25Nm

- | | | | |
|------------------------|------------------|-------------------------|-------------------------|
| X - Ⓒ ROZMĚR ŠROUBU | Ⓖ BOLT DIMENSION | M - Ⓒ ORIENTAČNÍ MOMENT | Ⓖ ORIENTATION TORQUE |
| Ⓓ SCHRAUBENGRÖSSE | Ⓔ РАЗМЕР БОЛТА | Ⓓ ANZUGSMOMENT | Ⓔ ОПИЕНТАЦИОННЫЙ МОМЕНТ |
| Ⓕ DIMENSIONS DE LA VIS | Ⓟ ROZMIAR ŚRUBY | Ⓕ COUPLE D'ORIENTATION | Ⓟ ORIENTACYJNY MOMENT |

- Ⓒ Tyto spoje není nutné ověřovat kontrolou momentovým klíčem = stačí vizuálně kontrolovat sešroubování.
 Ⓓ Diese Verbindungen müssen nicht mit einem Drehmomentschlüssel überprüft werden = es genügt, die Verschraubung visuell zu kontrollieren.
 Ⓕ Il n'est pas nécessaire de contrôler le serrage à l'aide d'une clé dynamométrique = un contrôle visuel de l'assemblage suffit.
 Ⓖ These joints do not have to be verified by checking with a torque wrench = visual inspection of bolting is sufficient.
 Ⓔ Эти соединения не нужно контролировать динамометрическим ключом = достаточно визуально проверять прикручивание.
 Ⓟ Nie trzeba sprawdzać tych połączeń kluczem dynamometrycznym = wystarczy wizualnie skontrolować dokręcenie.