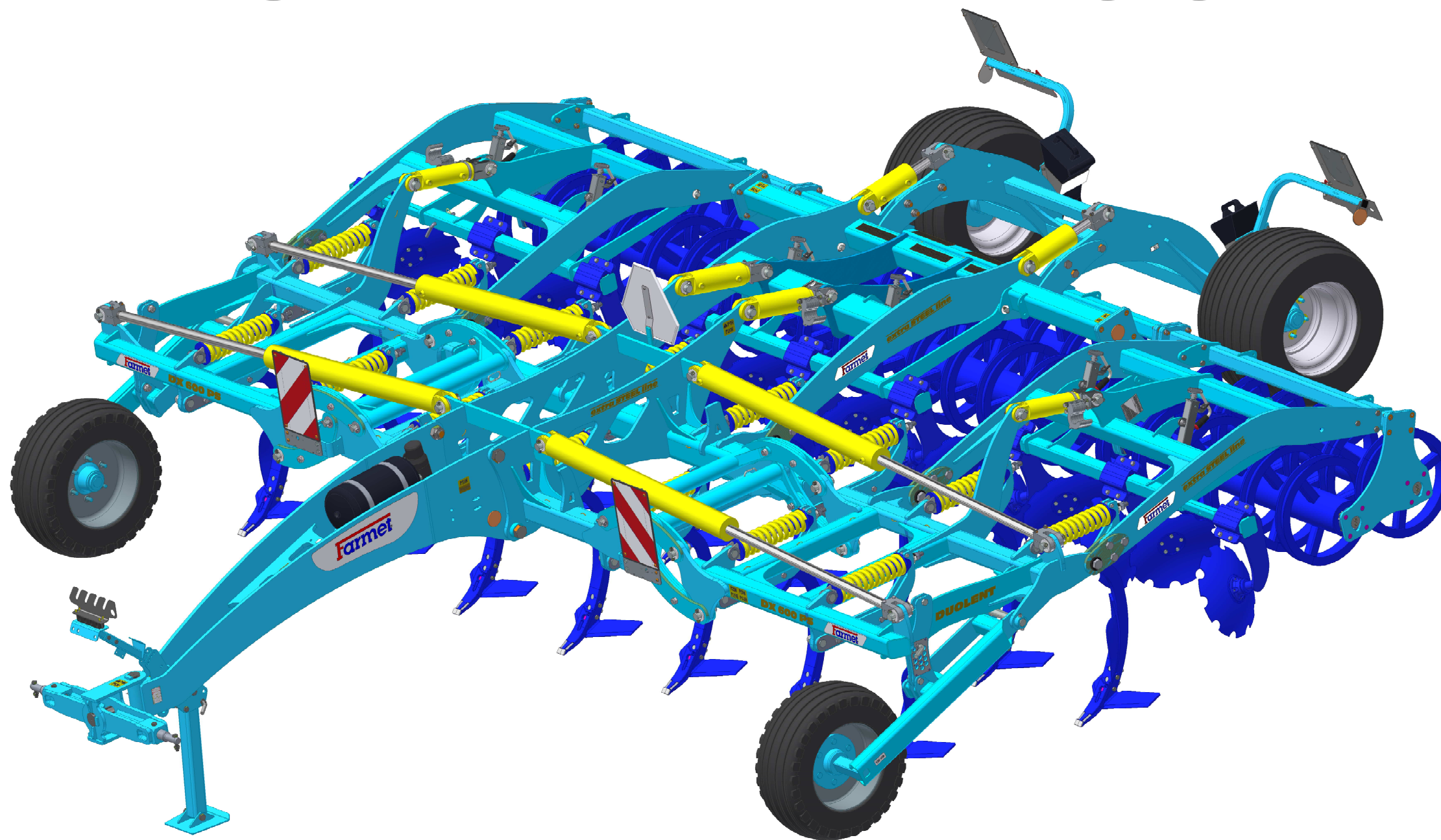


The effective technology

Farmet®

ⒸZ KATALOG NÁHRADNÍCH DÍLŮ ⒸB CATALOGUE OF SPARE PARTS ⒸD ERSATZTEILLISTE
ⒸRU КАТАЛОГ ЗАПАСНЫХ ЧАСТЕЙ ⒸF CATALOGUE DES PIÈCES DE RECHANGE ⒸPL KATALOG CZĘŚCI ZAMIENNYCH

DUOLENT DX 600 PS



ⒸZ Platnost pro vrcholové | výrobní číslo stroje ⒸB Validity for the top | serial number of the machine
ⒸD Gültigkeit für die Haupt- | Herstellungsnummer der Maschine ⒸRU Действительно для главного | заводского номера машины
ⒸF Validité du numéro de référence | de série de la machine ⒸPL Obowiązuje dla numeru głównego | seryjnego maszyny

9301403 | 2020/0357

Farmet a. s.
Jiřinková 276
552 03 Česká Skalice, CZ

telefon: +420 491 450 111
fax: +420 491 450 136
GSM: +420 774 715 738

IČ: 46504931
DIČ: CZ46504931

web: www.farmet.cz
e-mail: farmet@farmet.cz

ⒸZ NAVIGACE STROJE

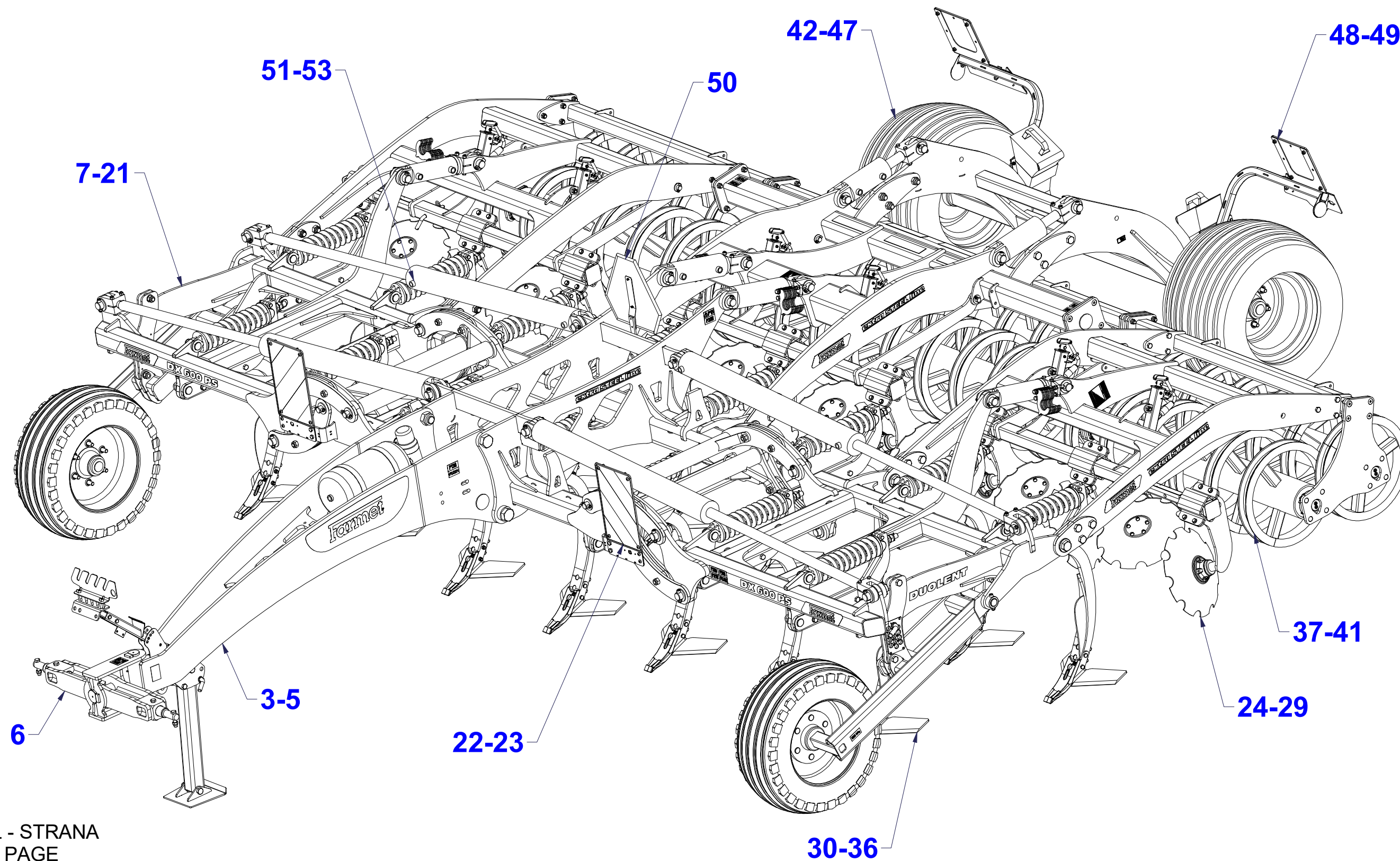
Ⓓ NAVIGATION DER MASCHINE

Ⓕ NAVIGATION DE LA MACHINE

ⒸB NAVIGATION OF THE MACHINE

ⒸU НАВИГАЦИЯ МАШИНЫ

ⒸL NAWIGACJA MASZYNY



ⒸZ NÁHRADNÍ DÍL - STRANA

ⒸB SPARE PART - PAGE

Ⓓ ERSATZTEILE - SEITE

ⒸU ЗАПЧАСТЬ - СТРАНИЦА

Ⓕ PIÈCE DE RECHANGE - PAGE

ⒸL CZĘŚCI ZAMIENNE - STRONA

Ⓒ CZ OJ MONT

Ⓓ DEICHSEL MONTIERT

Ⓕ F TIMON MONTÉ

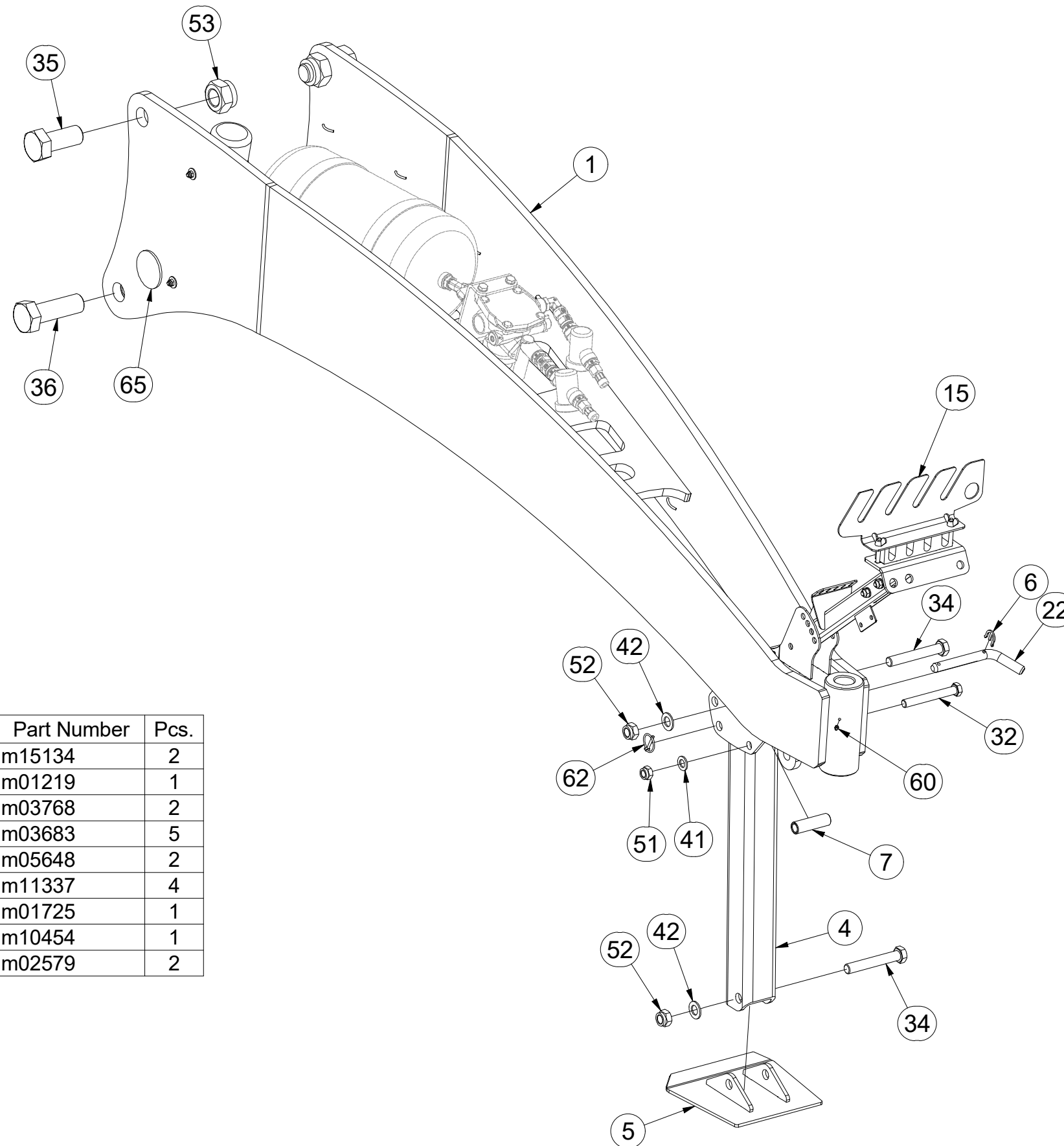
Ⓖ GB MONT DRAWBAR

Ⓡ RU ДЫШЛО МОНТ.

Ⓟ PL DYSZEL MONT



VZ00002405



Pos.	Part Number	Pcs.	Pos.	Part Number	Pcs.
1	VZ00002372	1	36	m15134	2
4	4003948	1	41	m01219	1
5	4007000	1	42	m03768	2
6	4019156	1	51	m03683	5
7	4004007	1	52	m05648	2
15	3012286	1	53	m11337	4
22	m08386	1	60	m01725	1
32	m04404	1	62	m10454	1
34	m05465	2	65	m02579	2
35	m12179	2			

ⒸZ OJ MONT

Ⓓ DEICHSEL MONTIERT

Ⓕ TIMON MONTÉ

ⒼB MONT DRAWBAR

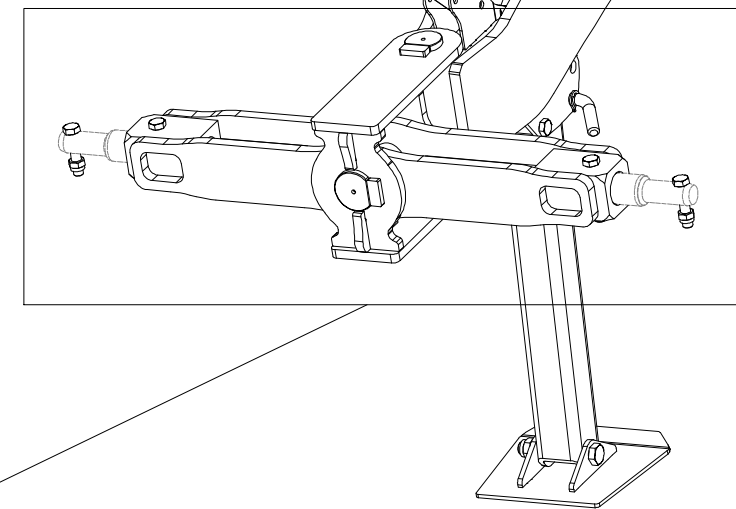
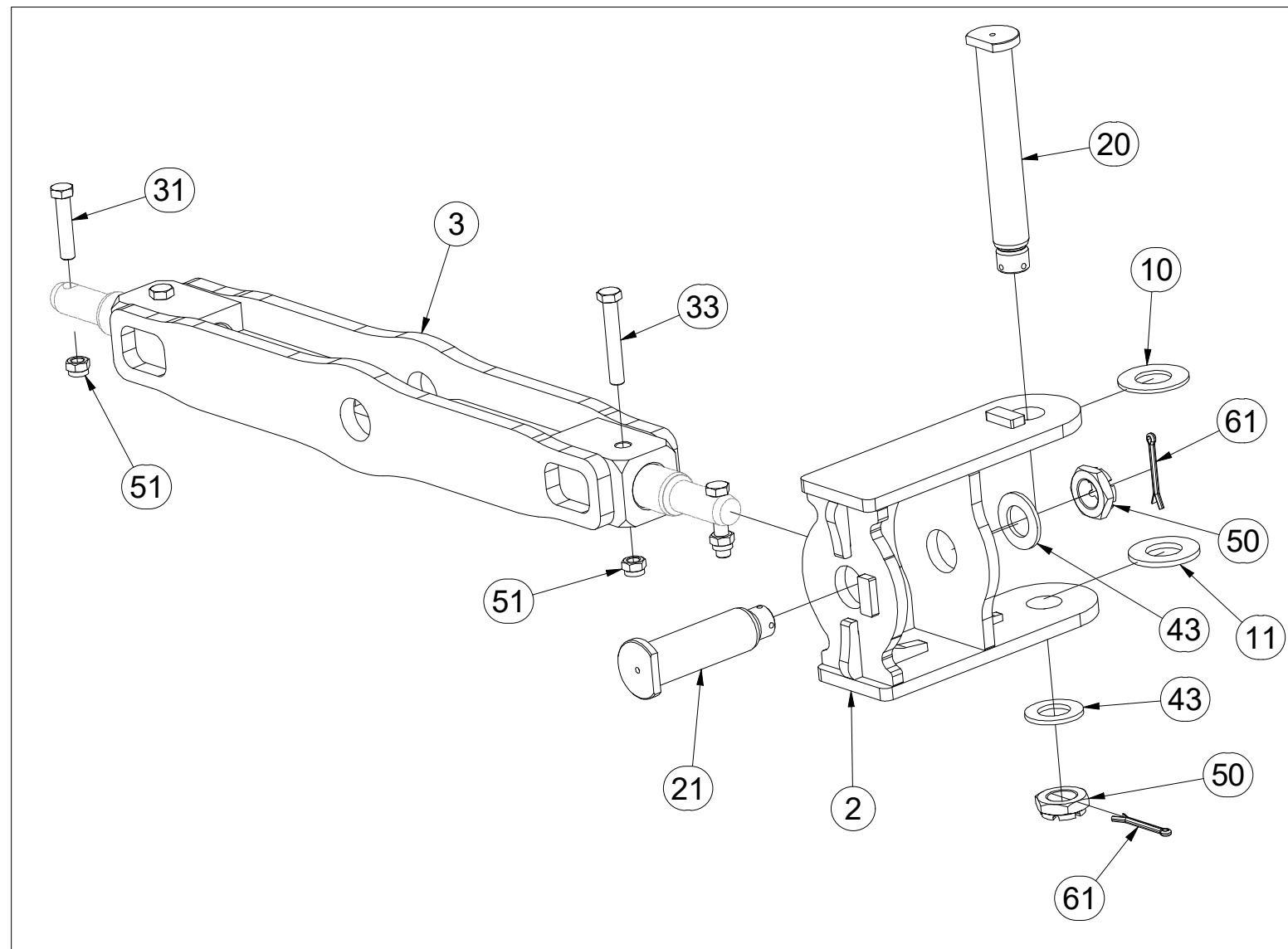
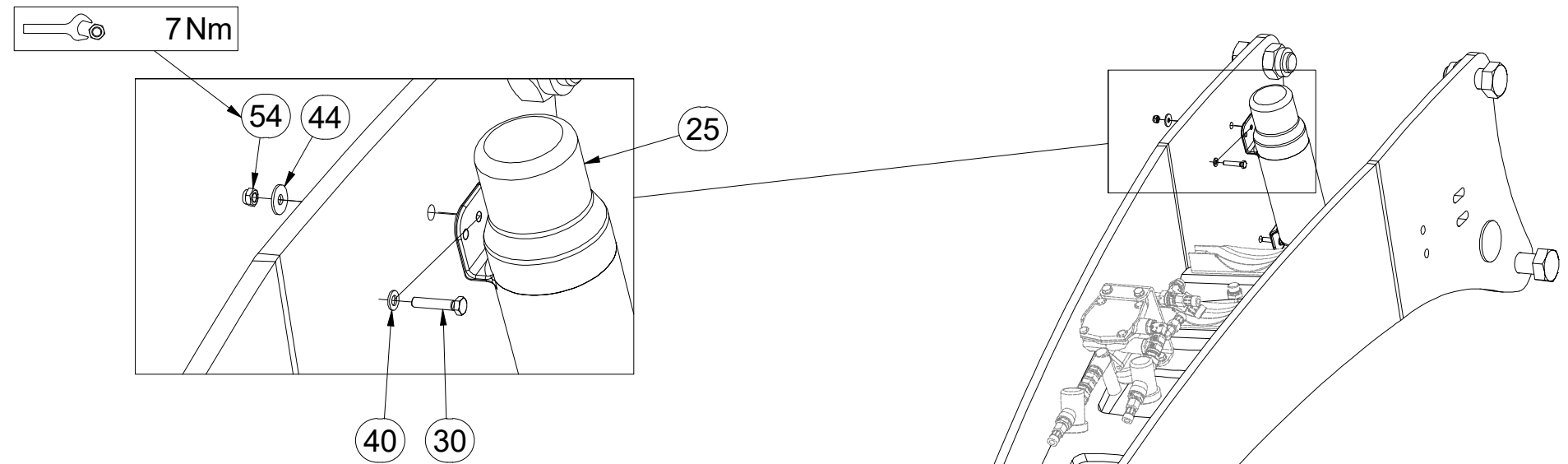
Ⓔ RU ДЫШЛО МОНТ.

Ⓕ PL DYSZEL MONT



VZ00002405

Pos.	Part Number	Pcs.	Pos.	Part Number	Pcs.
2	3012105	1	33	m05304	2
3	3004315	1	40	m01203	2
10	4003744	1	43	m03866	2
11	4003745	1	44	m07936	2
20	4007817	1	50	m02533	2
21	4007818	1	51	m03683	5
25	m15900	1	54	m04503	2
30	m01097	2	61	m04139	2
31	m01133	2			

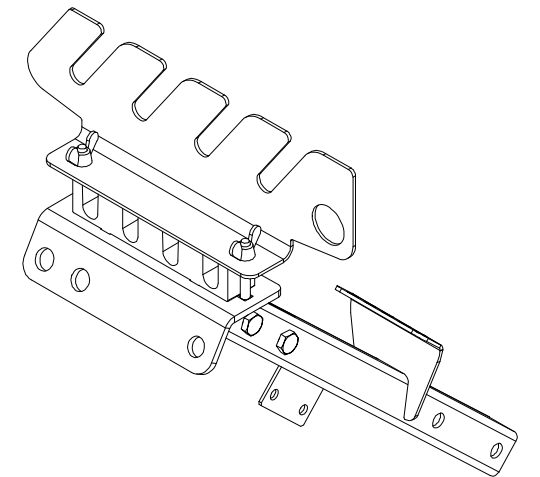
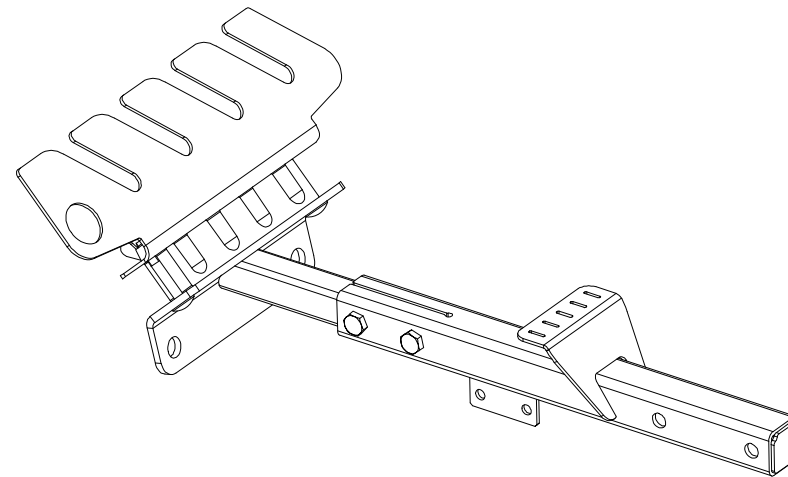
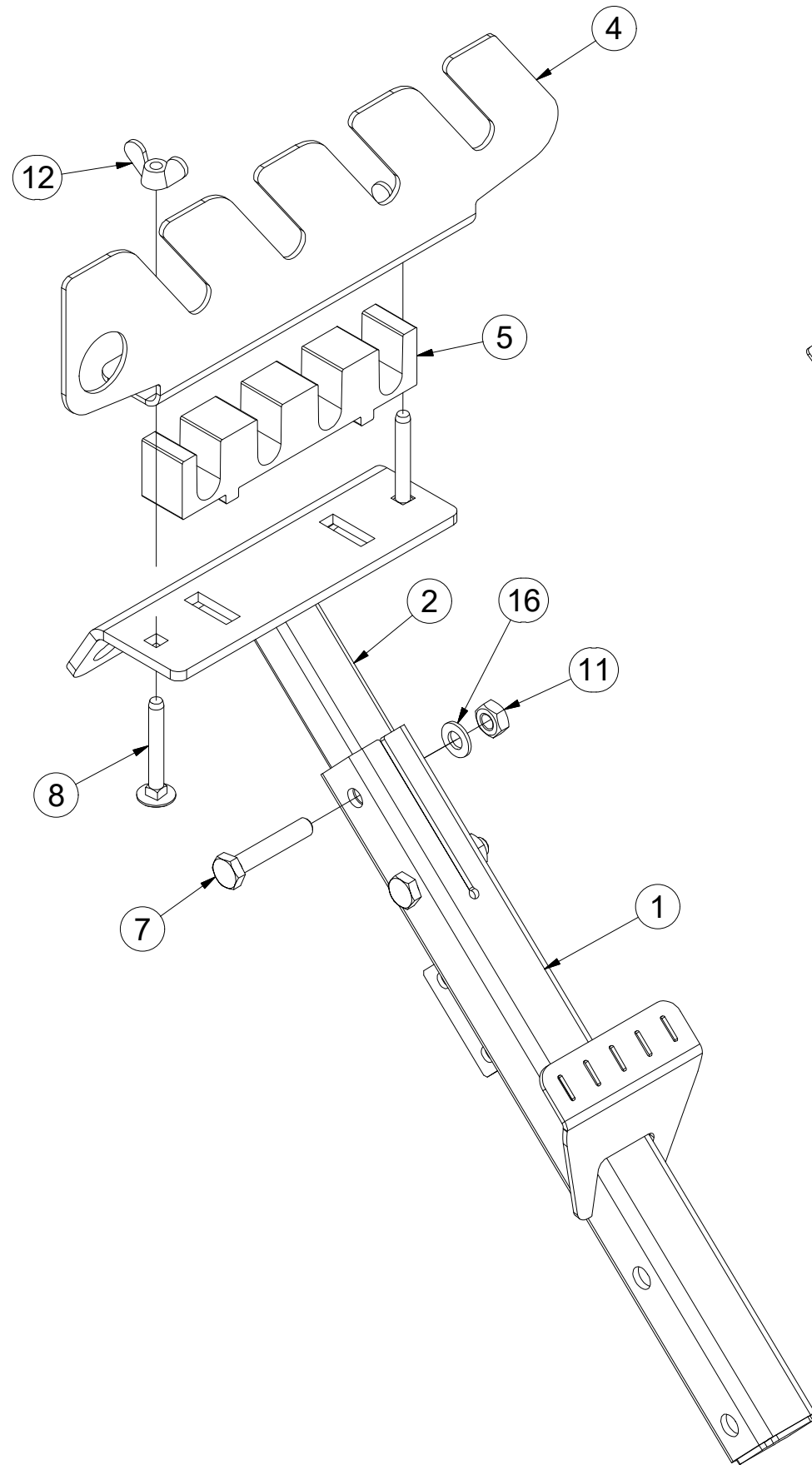


CZ DRŽÁK
 D HALTER
 F SUPPORT

GB HOLDER
 RU ДЕРЖАТЕЛЬ
 PL UCHWYT



3012286



Pos.	Part Number	Pcs.
1	3011662	1
2	3011689	1
4	4023572	1
5	4005201	1
7	m06253	2
8	m09247	2
11	m01299	2
12	m01316	2
16	m01209	2

Ⓒ SADA ČEPŮ TBZ 3

Ⓓ BOLZENSATZ TBZ 3

Ⓕ KIT D'EMBOUITS TBZ 3

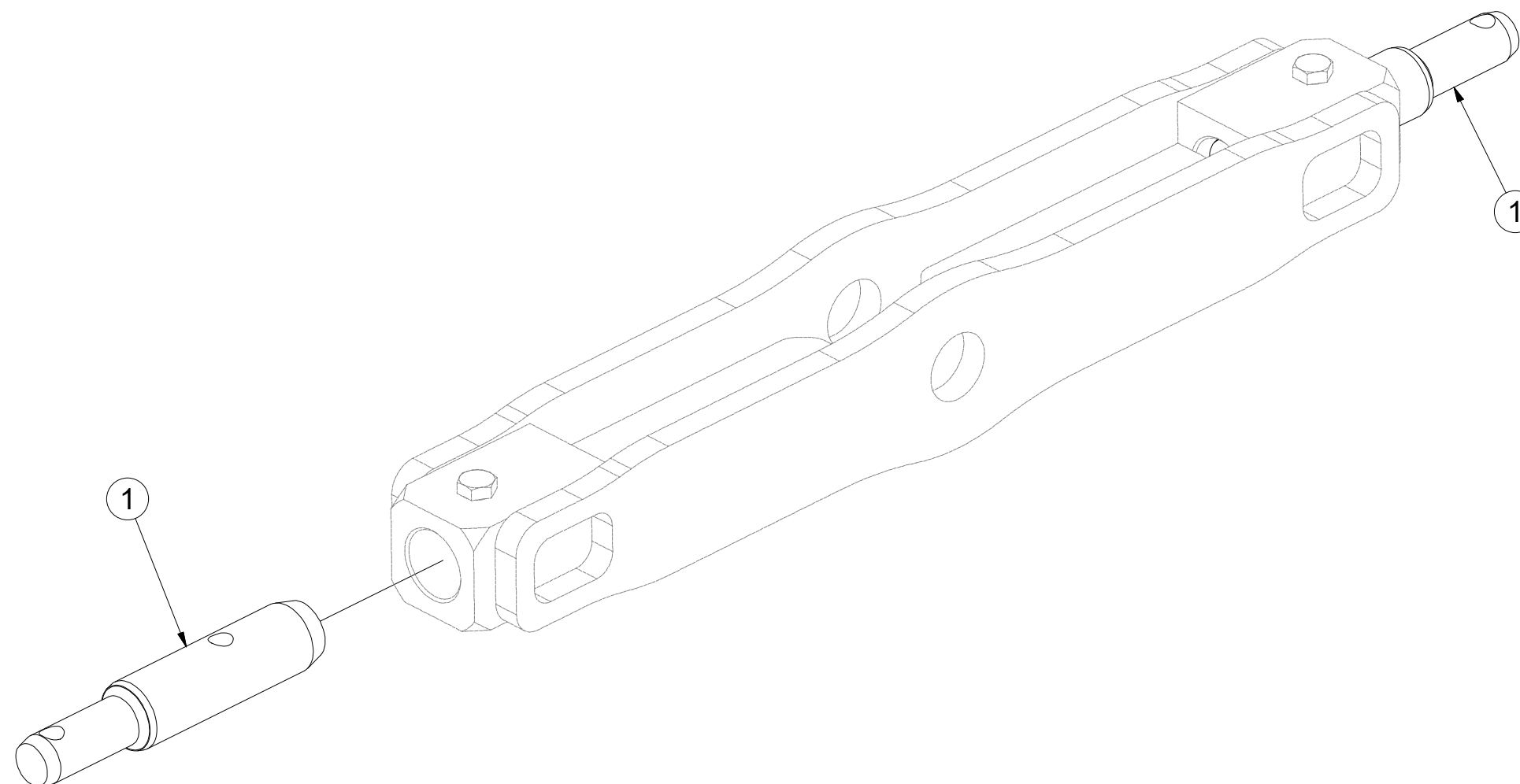
4020780

Ⓖ SET OF TBZ 3 PINS

Ⓡ КОМПЛЕКТ ПАЛЬЦЕВ TBZ 3

Ⓟ ZESTAW CZOPÓW TBZ 3

Farmet



Pos.	Part Number	Pcs.
1	4008217	2

☉ ZÁKLAD STROJE

☉ UNTERBAU DER MASCHINE

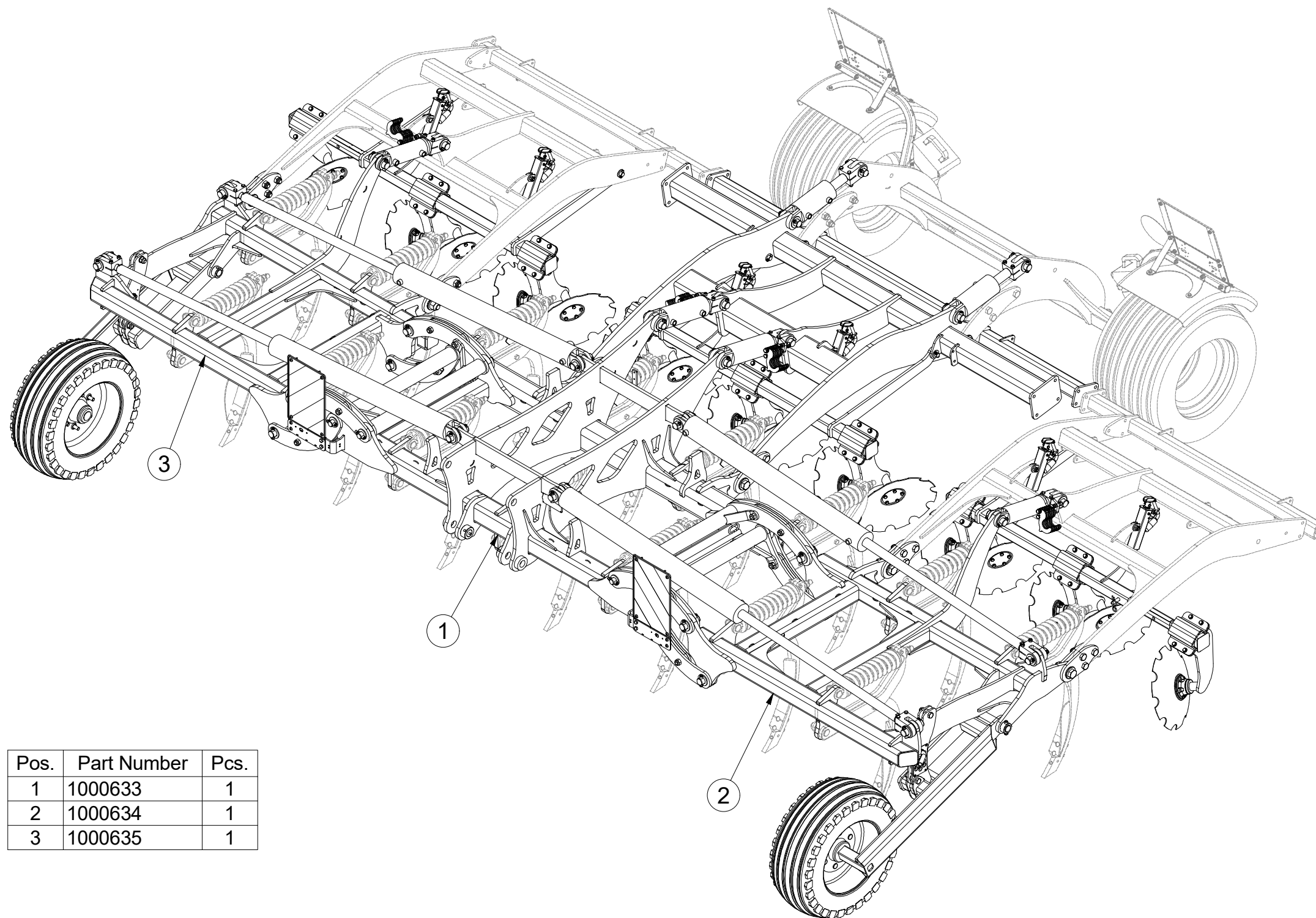
☉ BÂTI DE LA MACHINE

3010989

☉ FOOTING OF THE MACHINE

☉ ОСНОВАНИЕ МАШИНЫ

☉ PODSTAWA MASZINY



Pos.	Part Number	Pcs.
1	1000633	1
2	1000634	1
3	1000635	1

☉ ZÁKLAD STROJE

☉ UNTERBAU DER MASCHINE

☉ BÂTI DE LA MACHINE

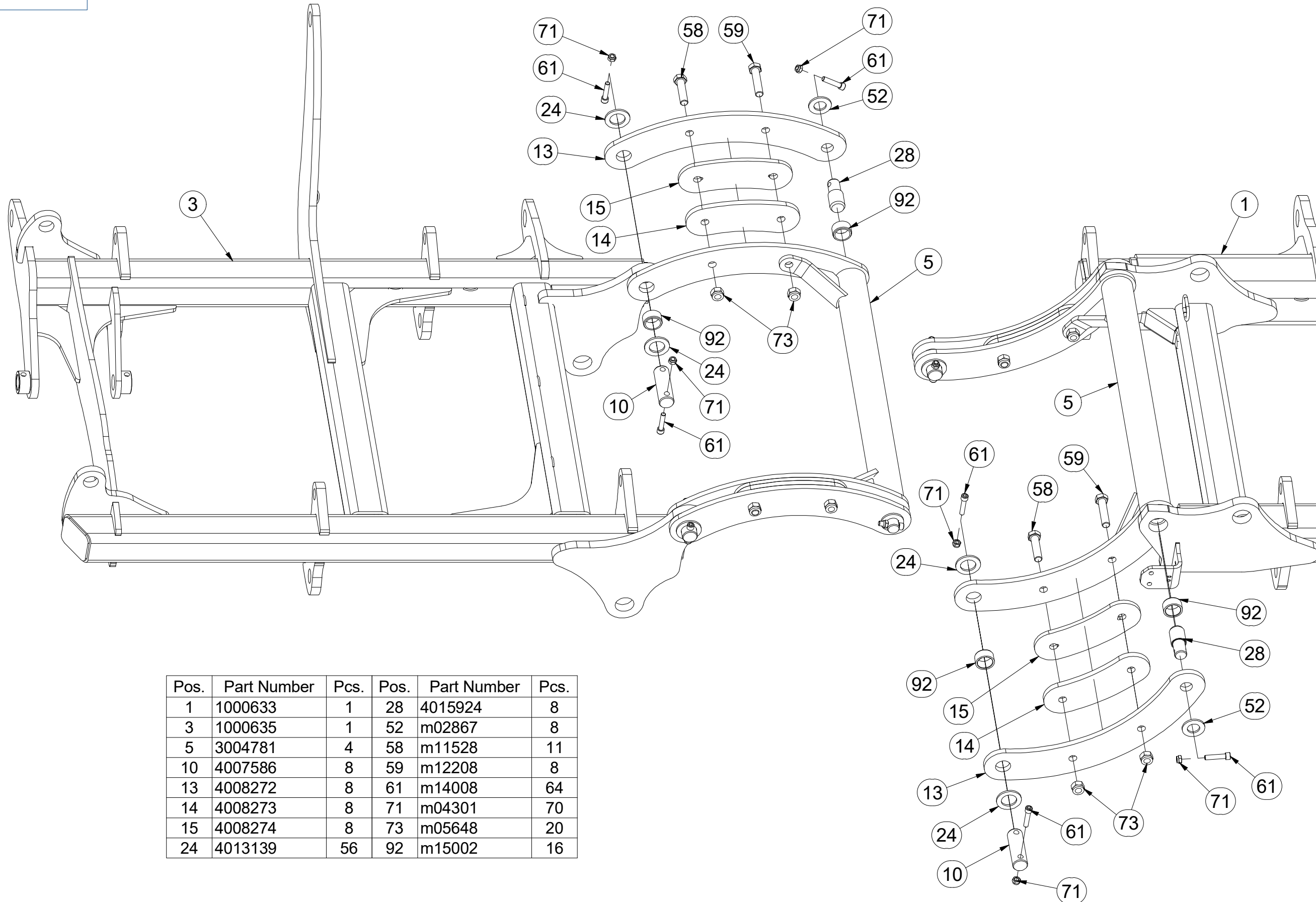
☉ FOOTING OF THE MACHINE

☉ ОСНОВАНИЕ МАШИНЫ

☉ PODSTAWA MASZYNY



3010989



Pos.	Part Number	Pcs.	Pos.	Part Number	Pcs.
1	1000633	1	28	4015924	8
3	1000635	1	52	m02867	8
5	3004781	4	58	m11528	11
10	4007586	8	59	m12208	8
13	4008272	8	61	m14008	64
14	4008273	8	71	m04301	70
15	4008274	8	73	m05648	20
24	4013139	56	92	m15002	16

☉ ZÁKLAD STROJE

☉ UNTERBAU DER MASCHINE

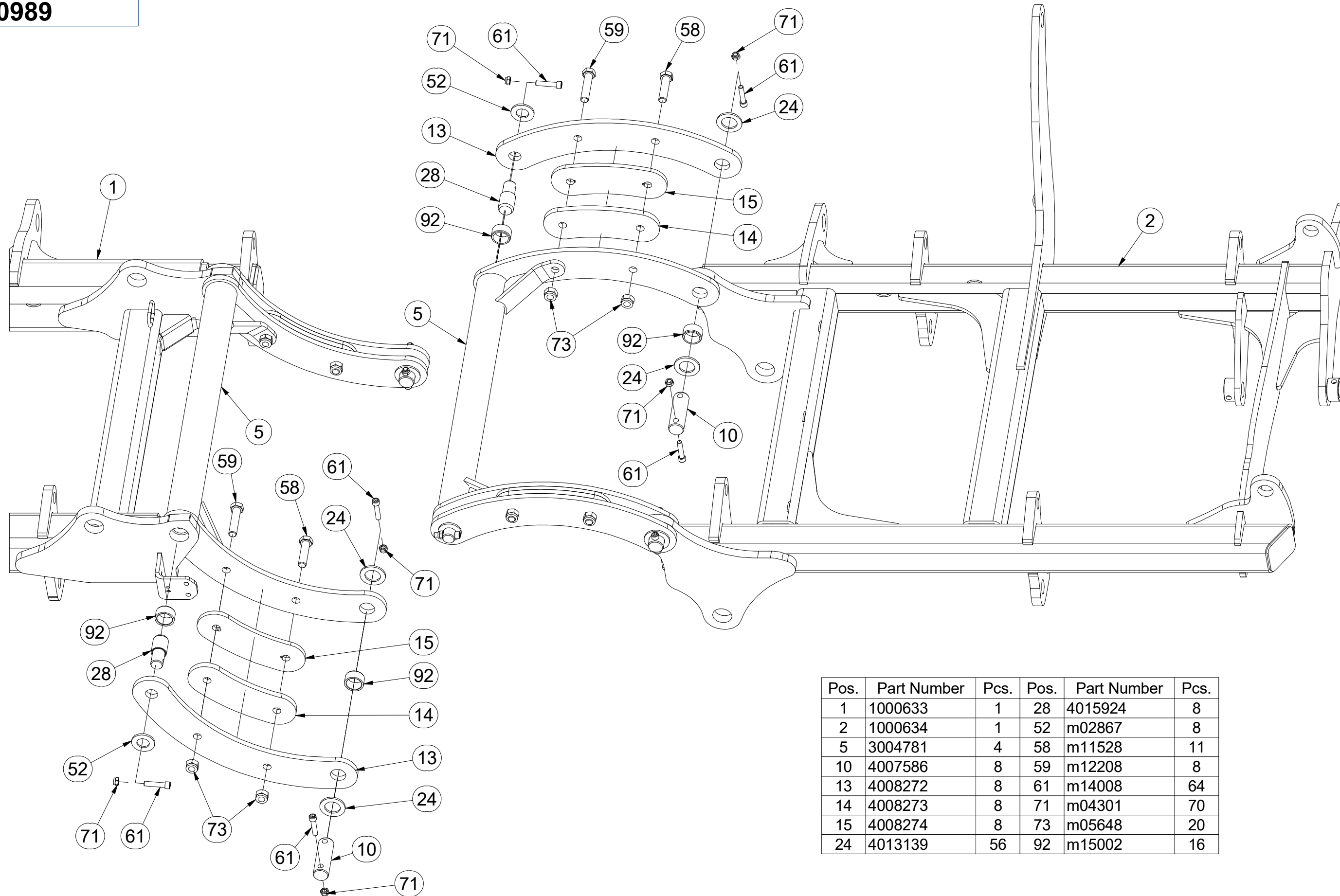
☉ BÂTI DE LA MACHINE

3010989

☉ FOOTING OF THE MACHINE

☉ ОСНОВАНИЕ МАШИНЫ

☉ PODSTAWA MASZYNY



Pos.	Part Number	Pcs.	Pos.	Part Number	Pcs.
1	1000633	1	28	4015924	8
2	1000634	1	52	m02867	8
5	3004781	4	58	m11528	11
10	4007586	8	59	m12208	8
13	4008272	8	61	m14008	64
14	4008273	8	71	m04301	70
15	4008274	8	73	m05648	20
24	4013139	56	92	m15002	16

☉ ZÁKLAD STROJE

☐ UNTERBAU DER MASCHINE

☉ BÂTI DE LA MACHINE

☉ FOOTING OF THE MACHINE

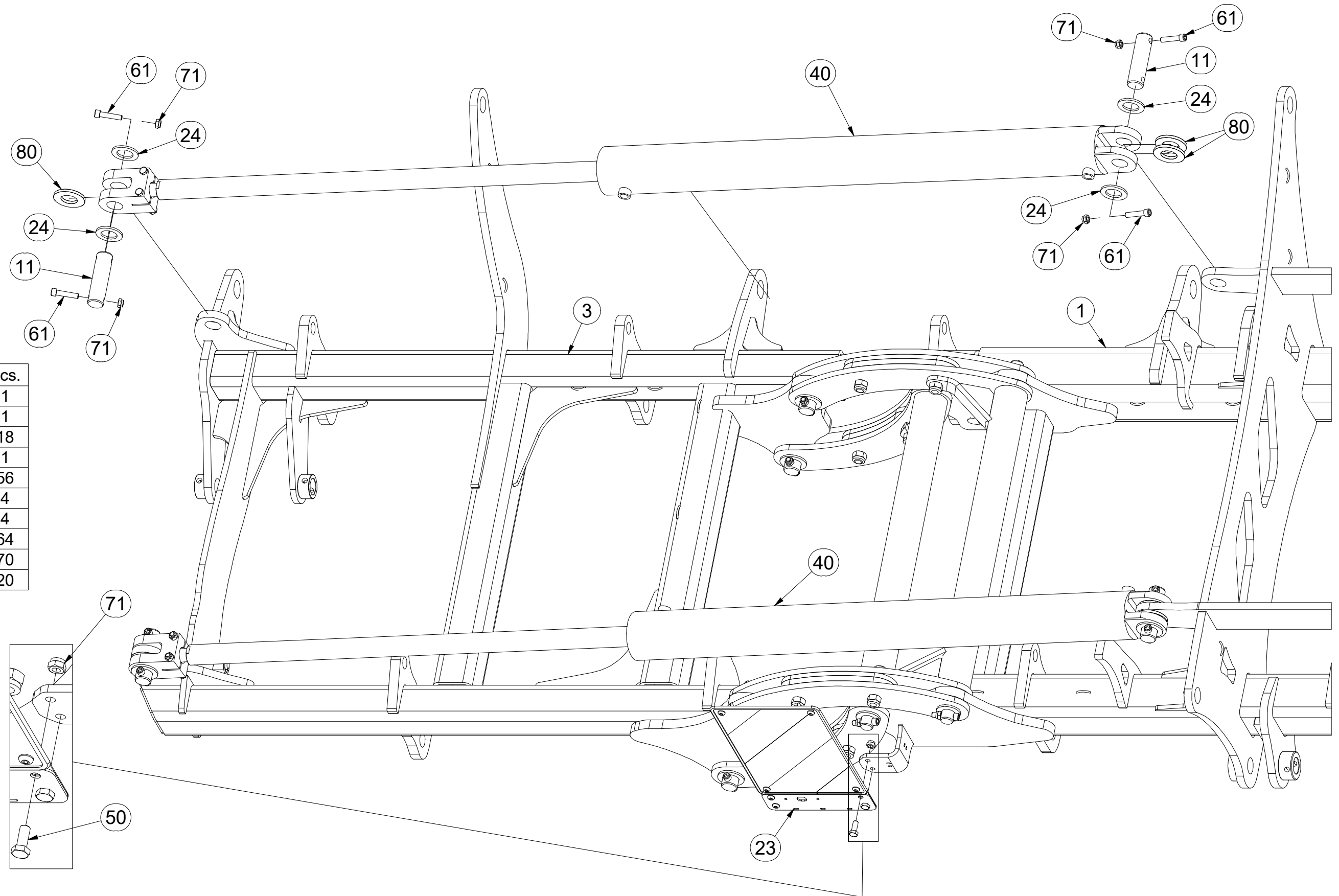
☉ ОСНОВАНИЕ МАШИНЫ

☉ PODSTAWA MASZYNY



3010989

Pos.	Part Number	Pcs.
1	1000633	1
3	1000635	1
11	4007730	18
23	4019076	1
24	4013139	56
40	m17360	4
50	m04039	4
61	m14008	64
71	m04301	70
80	m03636	20



Ⓒ ZÁKLAD STROJE

Ⓓ UNTERBAU DER MASCHINE

Ⓕ BÂTI DE LA MACHINE

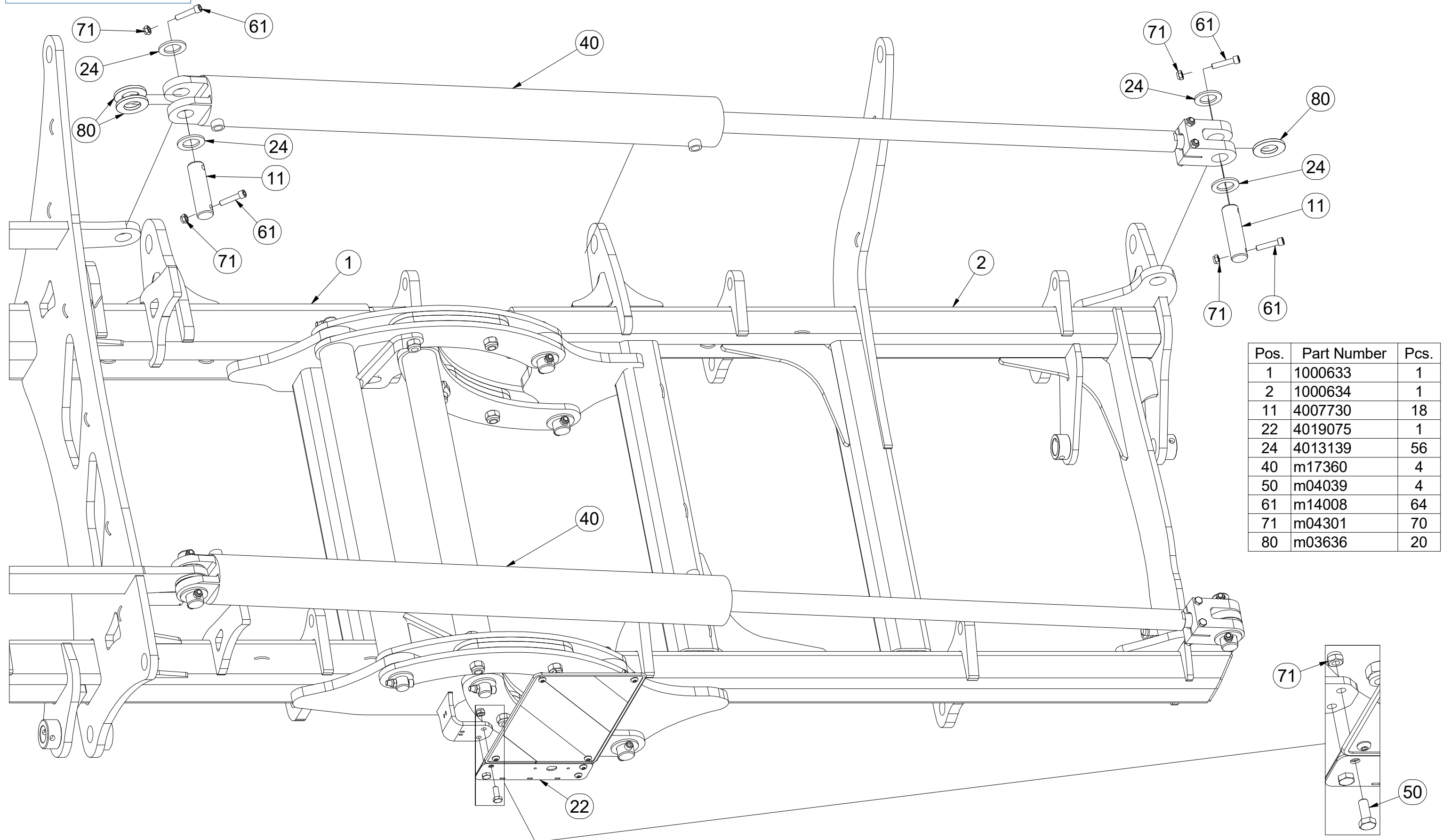
Ⓖ FOOTING OF THE MACHINE

Ⓡ ОСНОВАНИЕ МАШИНЫ

Ⓟ PODSTAWA MASZYNY



3010989



Pos.	Part Number	Pcs.
1	1000633	1
2	1000634	1
11	4007730	18
22	4019075	1
24	4013139	56
40	m17360	4
50	m04039	4
61	m14008	64
71	m04301	70
80	m03636	20

Ⓒ ZÁKLAD STROJE

Ⓓ UNTERBAU DER MASCHINE

Ⓕ BÂTI DE LA MACHINE

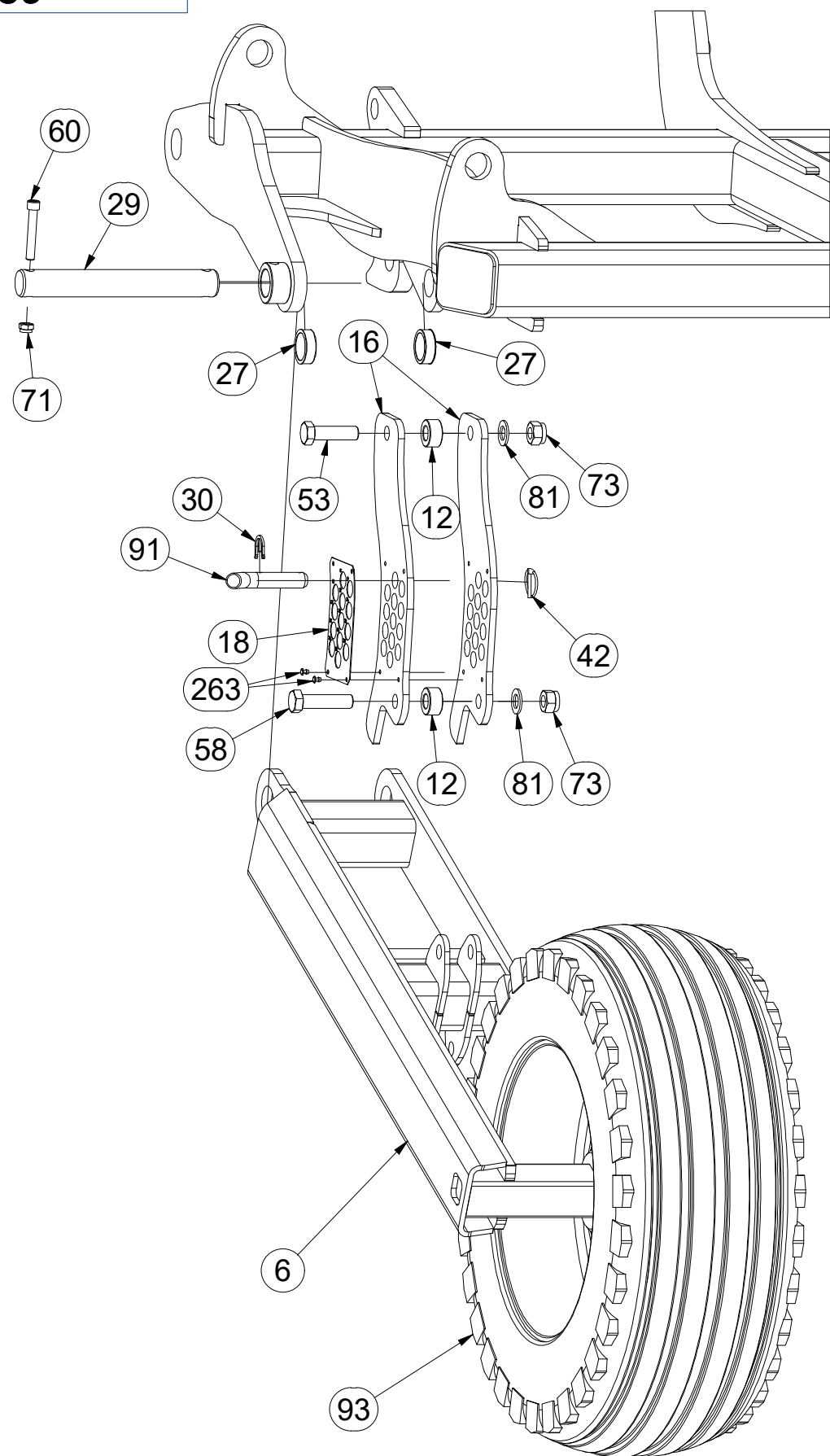
Ⓖ FOOTING OF THE MACHINE

Ⓡ ОСНОВАНИЕ МАШИНЫ

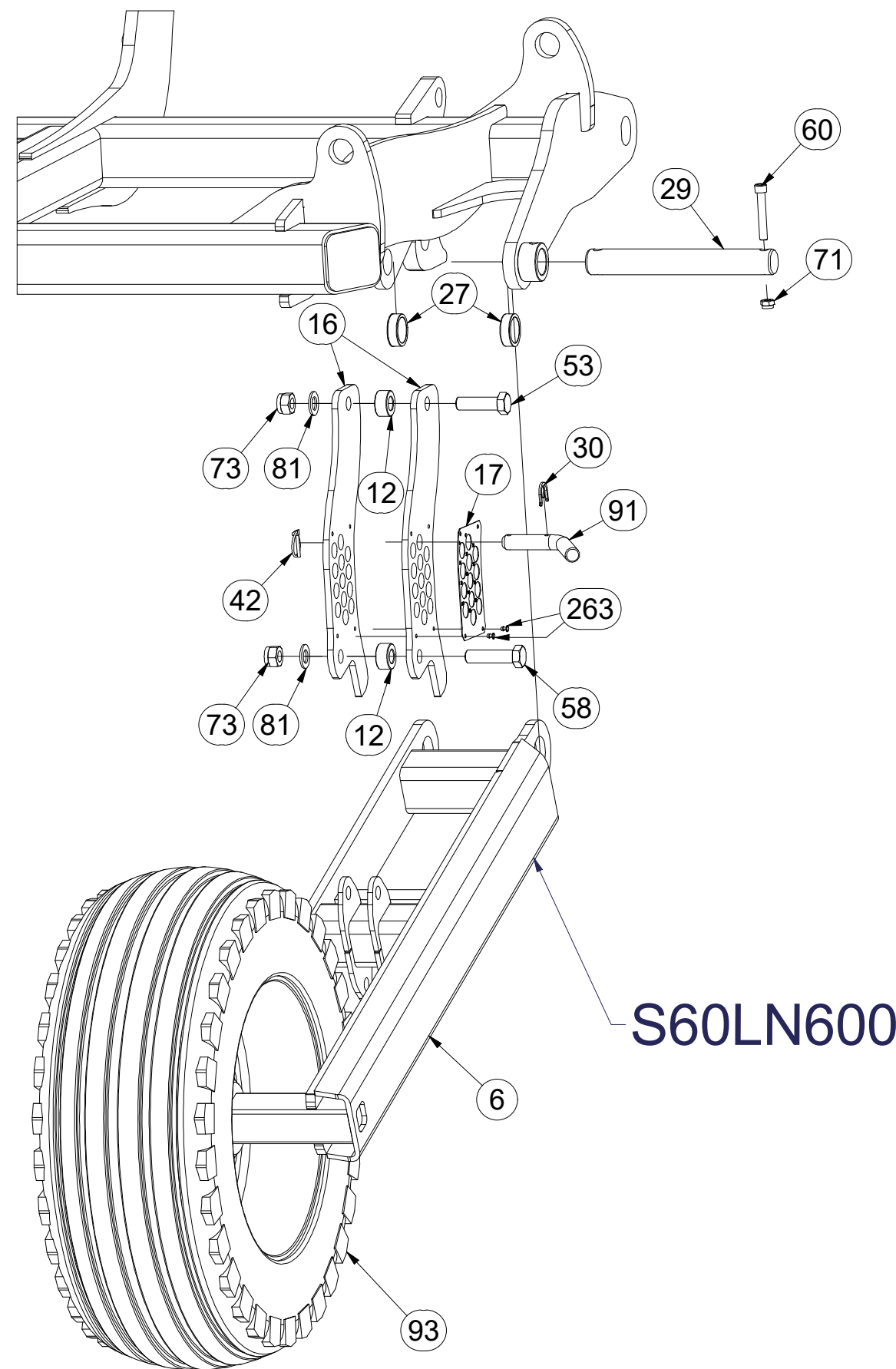
Ⓟ PODSTAWA MASZYNY



3010989



Pos.	Part Number	Pcs.
6	3009228	2
12	4008058	4
16	4008781	4
17	4008826	1
18	4008831	1
27	4015722	4
29	4016740	2
30	4017145	2
42	m10454	2
53	m03115	2
58	m11528	11
60	m13033	2
71	m04301	70
73	m05648	20
81	m03768	4
91	m15782	2
93	m05759	2
263	m14604	8



☉ ZÁKLAD STROJE

☉ UNTERBAU DER MASCHINE

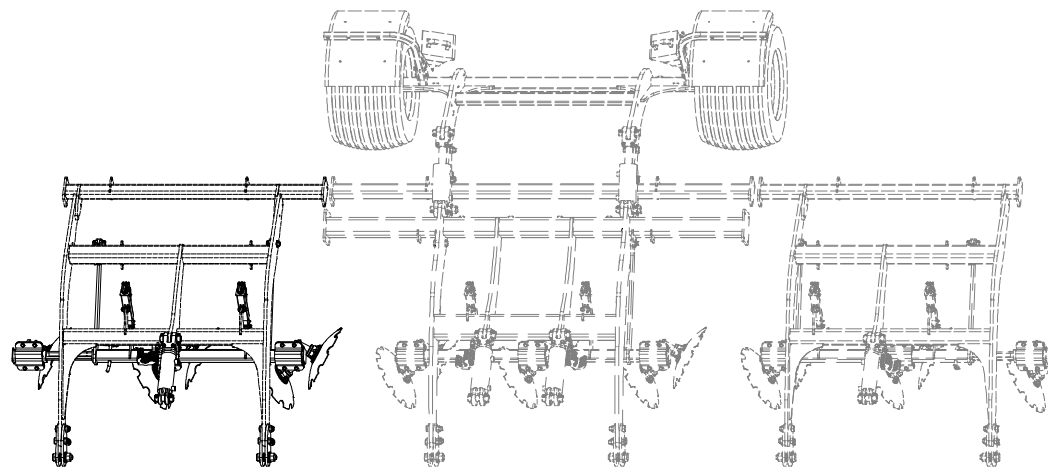
☉ BÂTI DE LA MACHINE

3010989

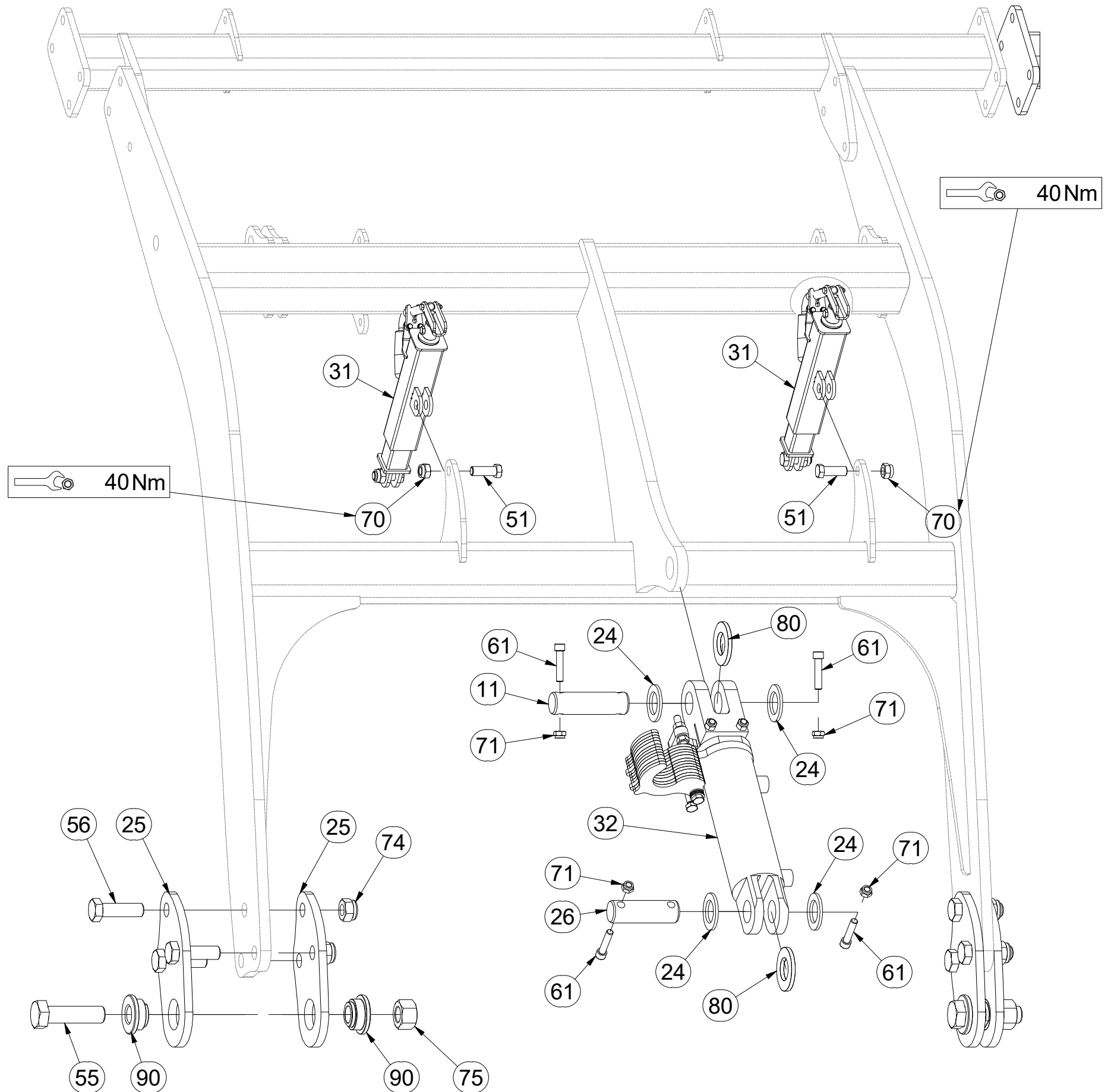
☉ FOOTING OF THE MACHINE

☉ ОСНОВАНИЕ МАШИНЫ

☉ PODSTAWA MASZYNY



Pos.	Part Number	Pcs.
11	4007730	18
24	4013139	56
25	4014296	12
26	4015686	2
31	4018378	6
32	4019016	2
51	m02254	12
55	m14497	8
56	m14990	12
61	m14008	64
70	m03683	12
71	m04301	70
74	m07147	18
75	m14498	8
80	m03636	20
90	m14505	16



Ⓒ ZÁKLAD STROJE

Ⓓ UNTERBAU DER MASCHINE

Ⓕ BÂTI DE LA MACHINE

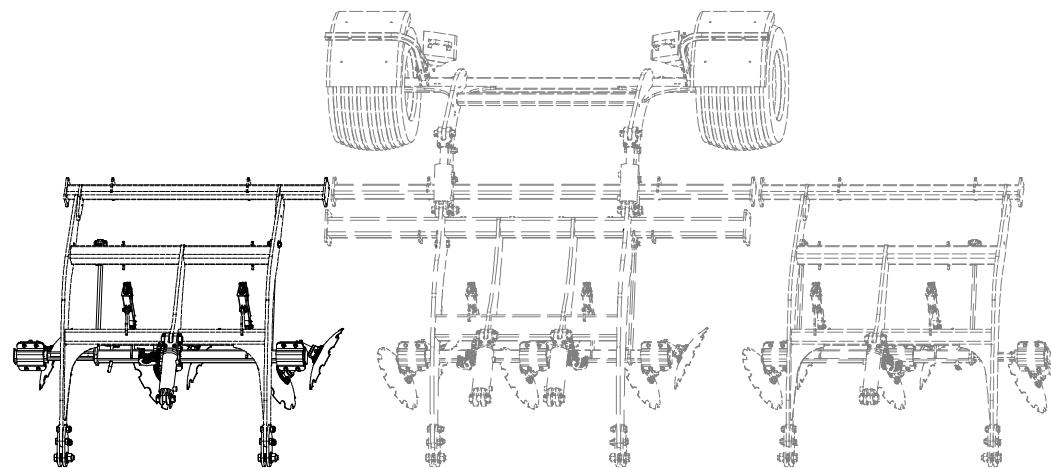
Ⓖ FOOTING OF THE MACHINE

Ⓡ ОСНОВАНИЕ МАШИНЫ

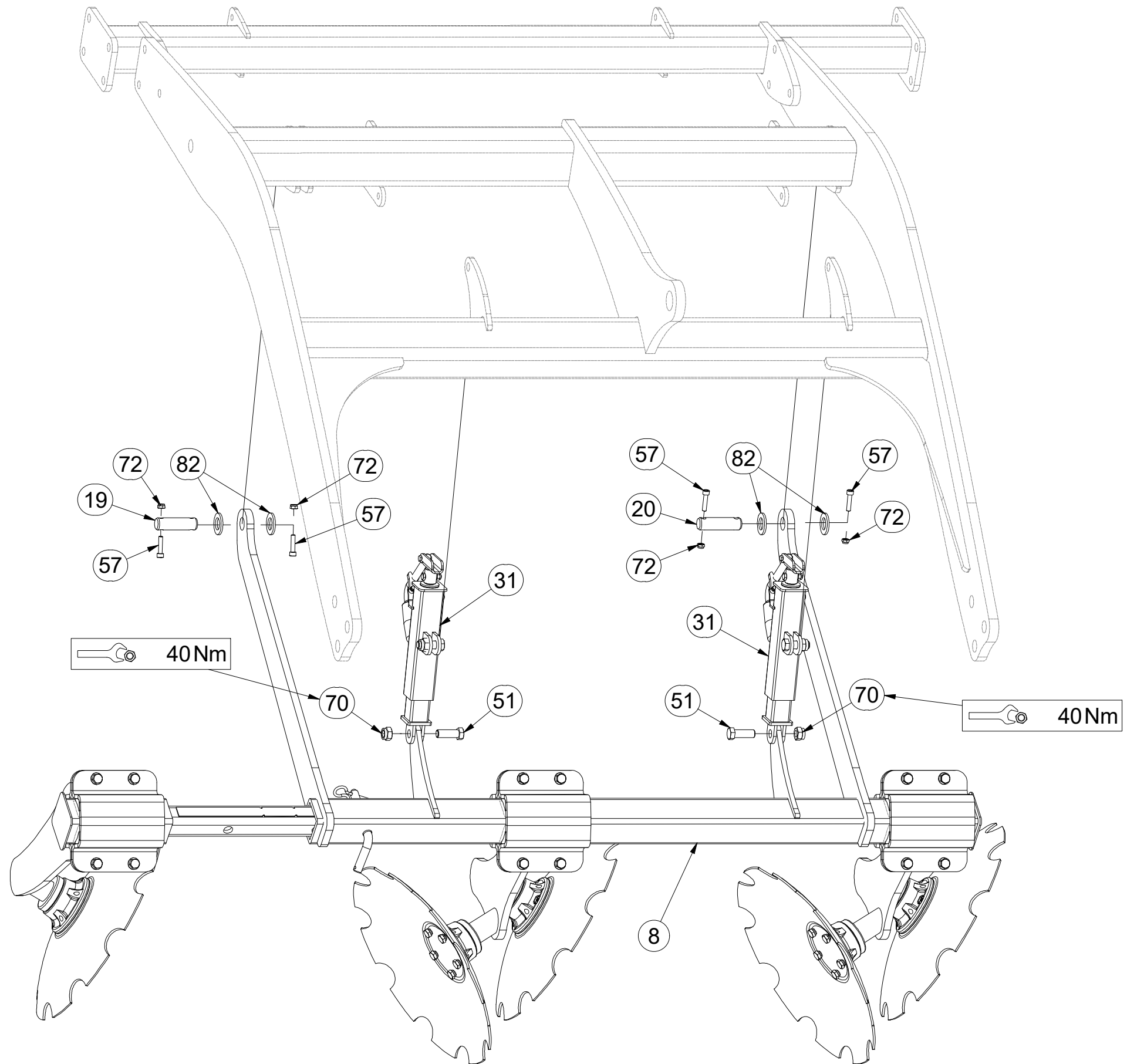
Ⓢ PODSTAWA MASZYNY



3010989



Pos.	Part Number	Pcs.
8	3009457	1
19	4010390	2
20	4010391	2
31	4018378	6
51	m02254	12
57	m09464	12
70	m03683	12
72	m04503	12
82	m14028	12



Ⓒ ZÁKLAD STROJE

Ⓓ UNTERBAU DER MASCHINE

Ⓕ BÂTI DE LA MACHINE

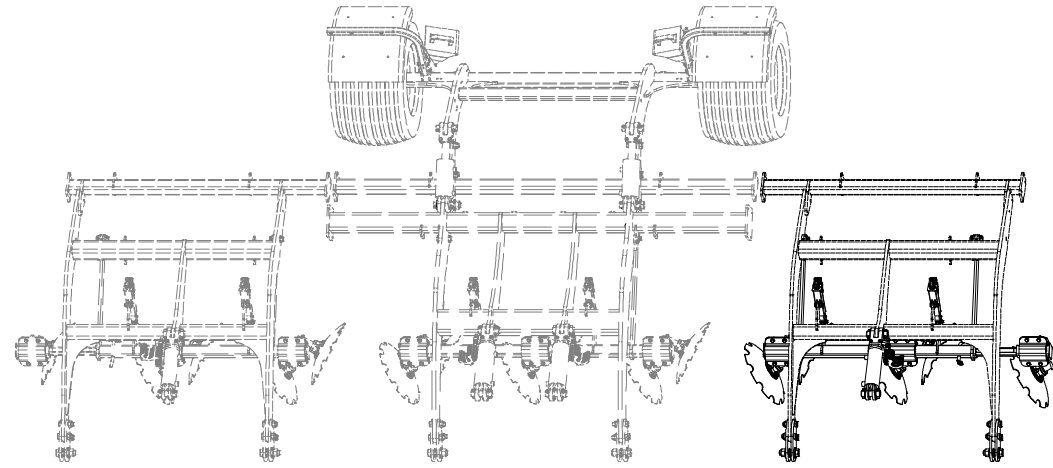
Ⓖ FOOTING OF THE MACHINE

Ⓡ ОСНОВАНИЕ МАШИНЫ

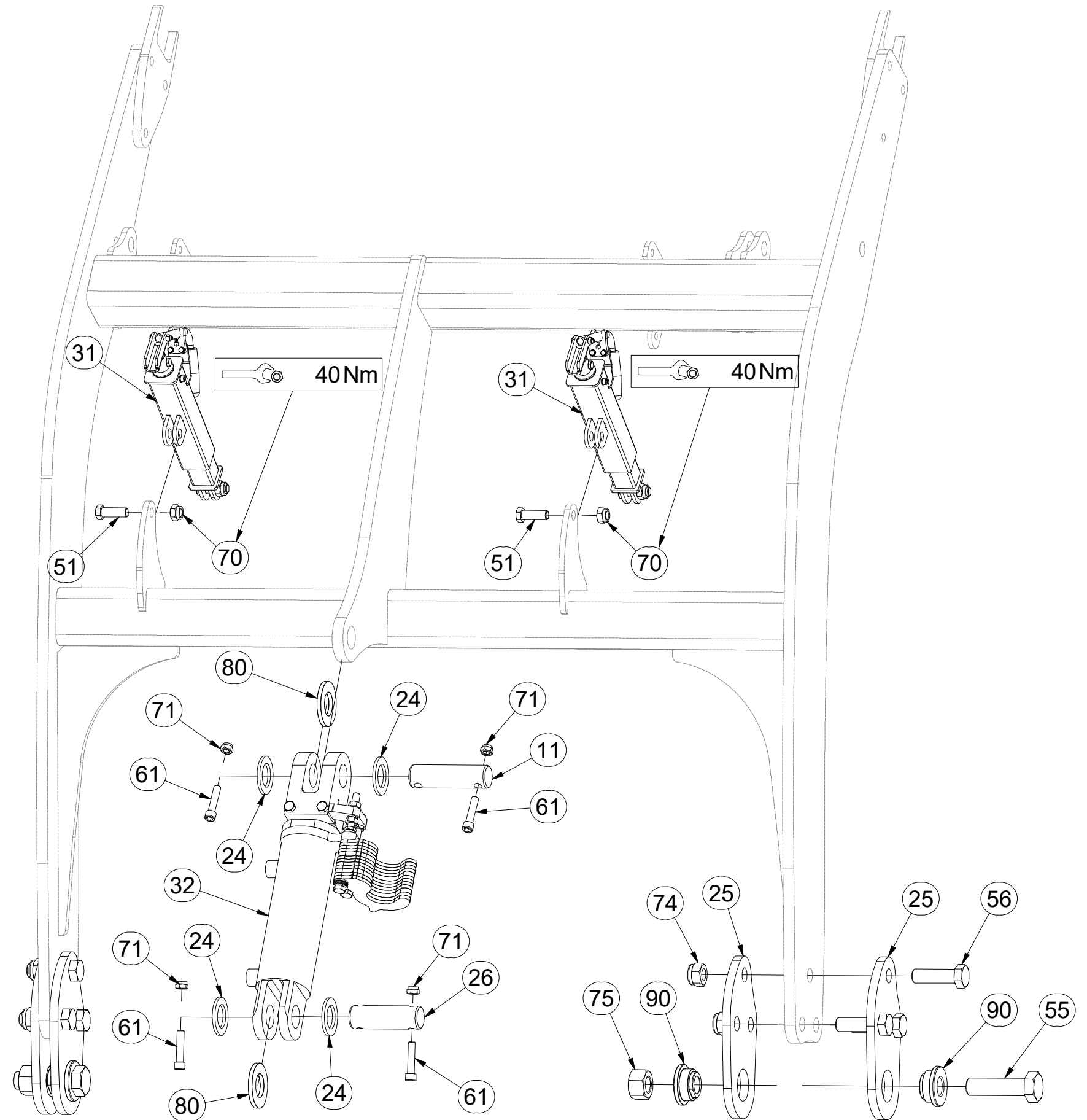
Ⓢ PODSTAWA MASZYNY



3010989



Pos.	Part Number	Pcs.
11	4007730	18
24	4013139	56
25	4014296	12
26	4015686	2
31	4018378	6 </td
32	4019016	2
51	m02254	12
55	m14497	8
56	m14990	12
61	m14008	64
70	m03683	12
71	m04301	70
74	m07147	18
75	m14498	8
80	m03636	20
90	m14505	16



☉ ZÁKLAD STROJE

☐ UNTERBAU DER MASCHINE

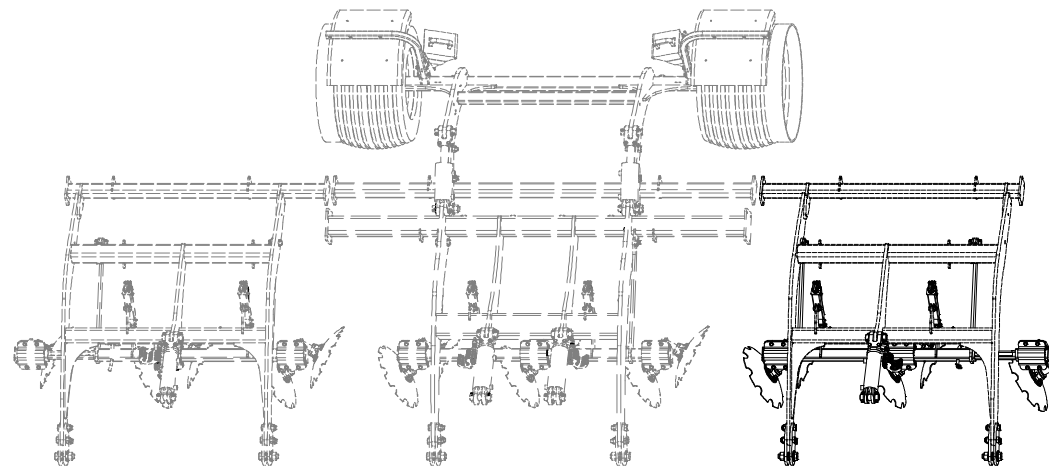
☐ BÂTI DE LA MACHINE

3010989

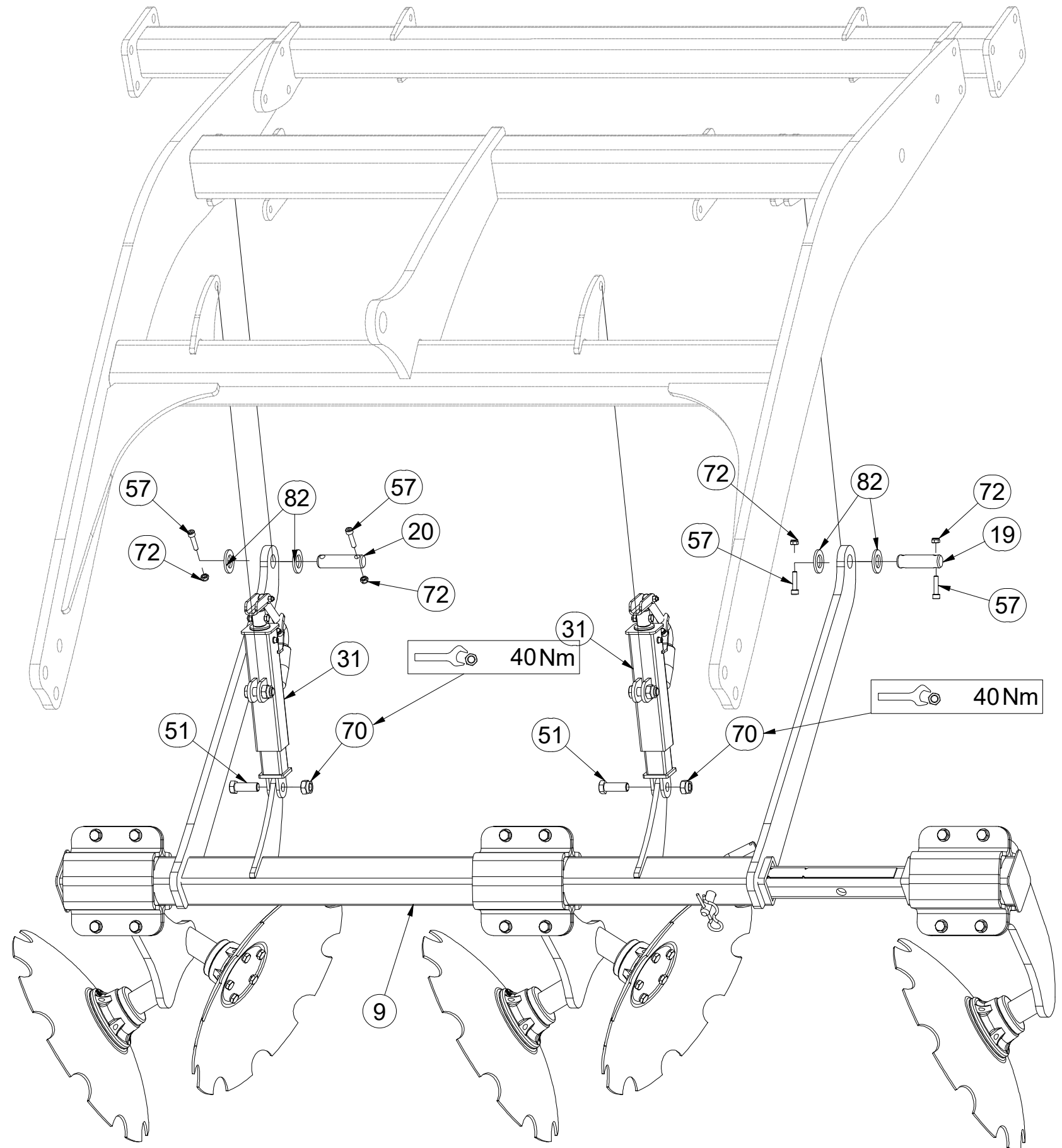
☉ FOOTING OF THE MACHINE

☉ ОСНОВАНИЕ МАШИНЫ

☉ PODSTAWA MASZyny



Pos.	Part Number	Pcs.
9	3009460	1
19	4010390	2
20	4010391	2
31	4018378	6
51	m02254	12
57	m09464	12
70	m03683	12
72	m04503	12
82	m14028	12



Ⓒ ZÁKLAD STROJE

Ⓓ UNTERBAU DER MASCHINE

Ⓕ BÂTI DE LA MACHINE

Ⓖ FOOTING OF THE MACHINE

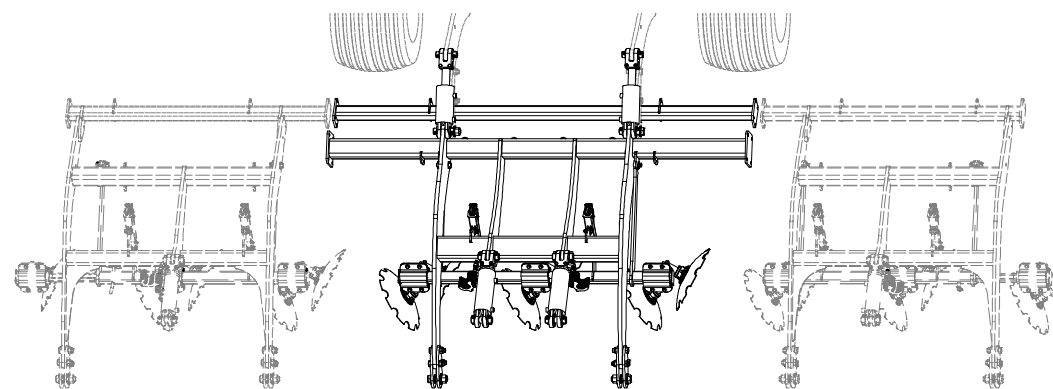
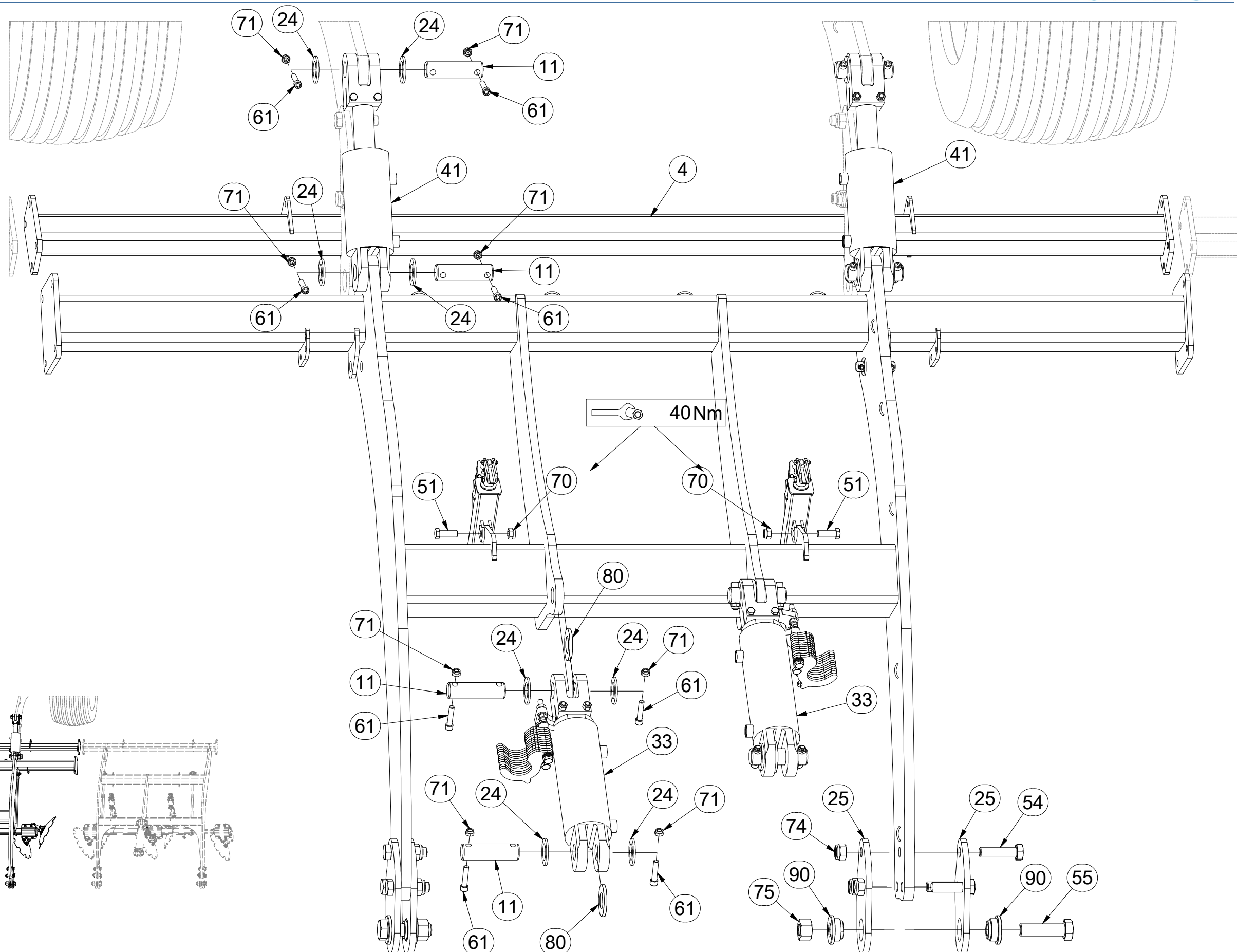
Ⓡ ОСНОВАНИЕ МАШИНЫ

Ⓢ PODSTAWA MASZyny



3010989

Pos.	Part Number	Pcs.
4	2000923	1
11	4007730	18
24	4013139	56
25	4014296	12
33	4019013	2
41	m14954	2
51	m02254	12
54	m14495	6
55	m14497	8
61	m14008	64
70	m03683	12
71	m04301	70
74	m07147	18
75	m14498	8
80	m03636	20
90	m14505	16



☉ ZÁKLAD STROJE

☐ UNTERBAU DER MASCHINE

☐ BÂTI DE LA MACHINE

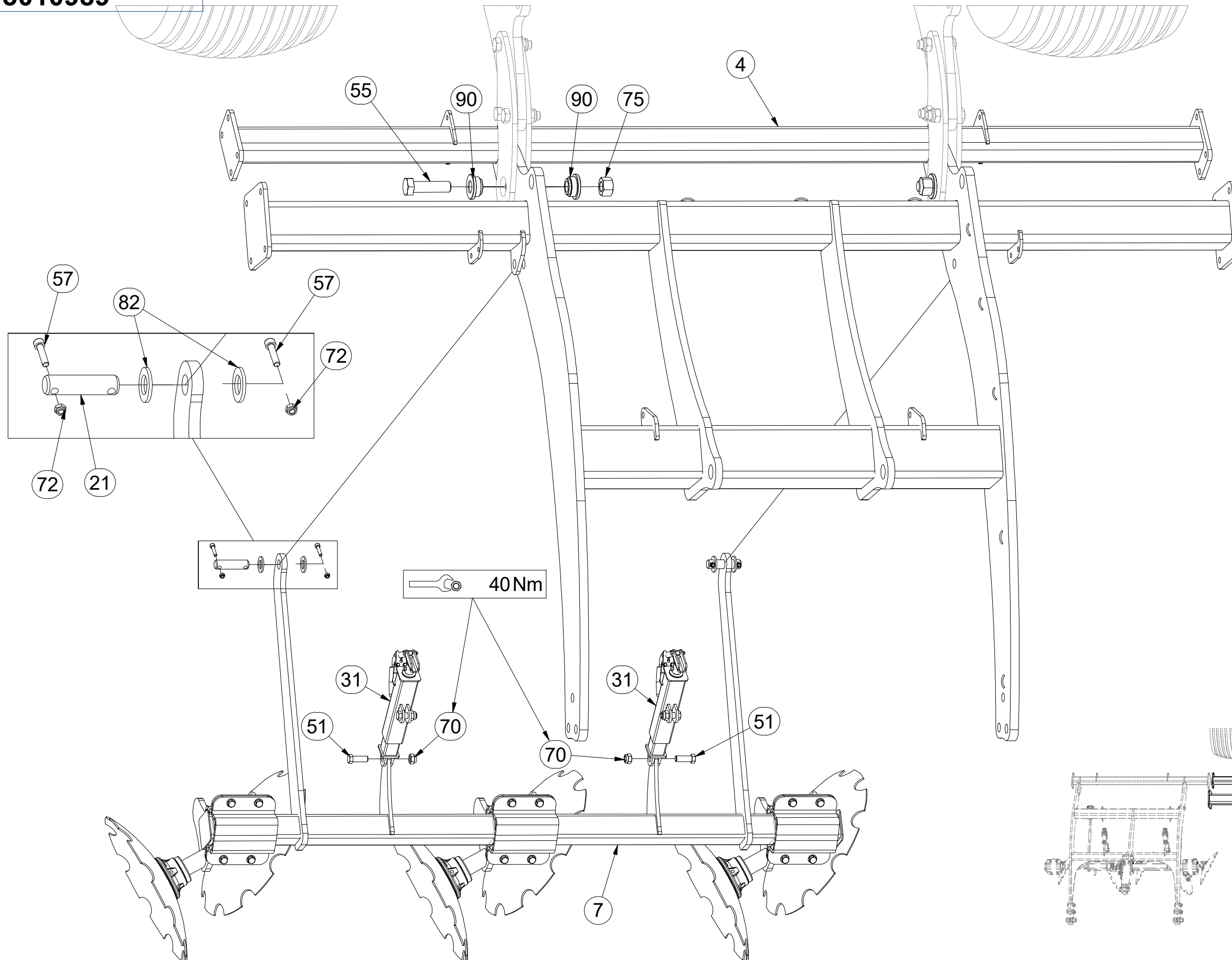
☉ FOOTING OF THE MACHINE

☐ ОСНОВАНИЕ МАШИНЫ

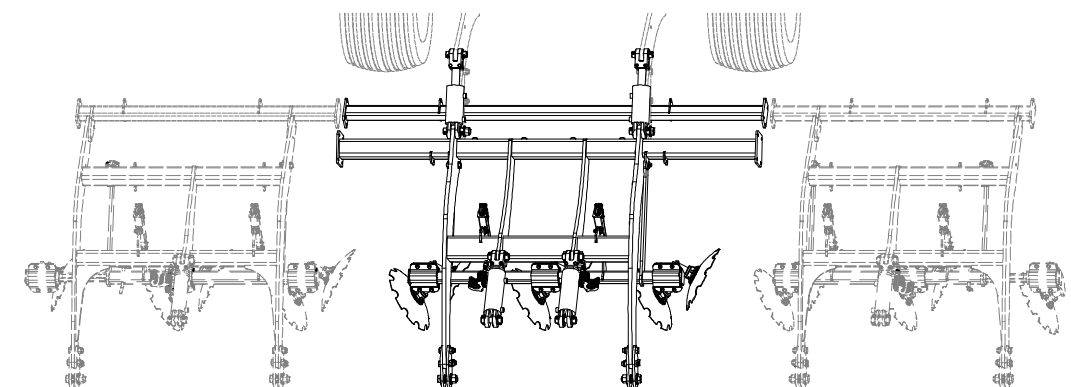
☐ PODSTAWA MASZYNY



3010989



Pos.	Part Number	Pcs.
4	2000923	1
7	3009455	1
21	4012995	2
31	4018378	6
51	m02254	12
55	m14497	8
57	m09464	12
70	m03683	12
72	m04503	12
75	m14498	8
82	m14028	12
90	m14505	16



Ⓒ NÁPRAVA

Ⓓ ACHSE

Ⓕ ESSIEU

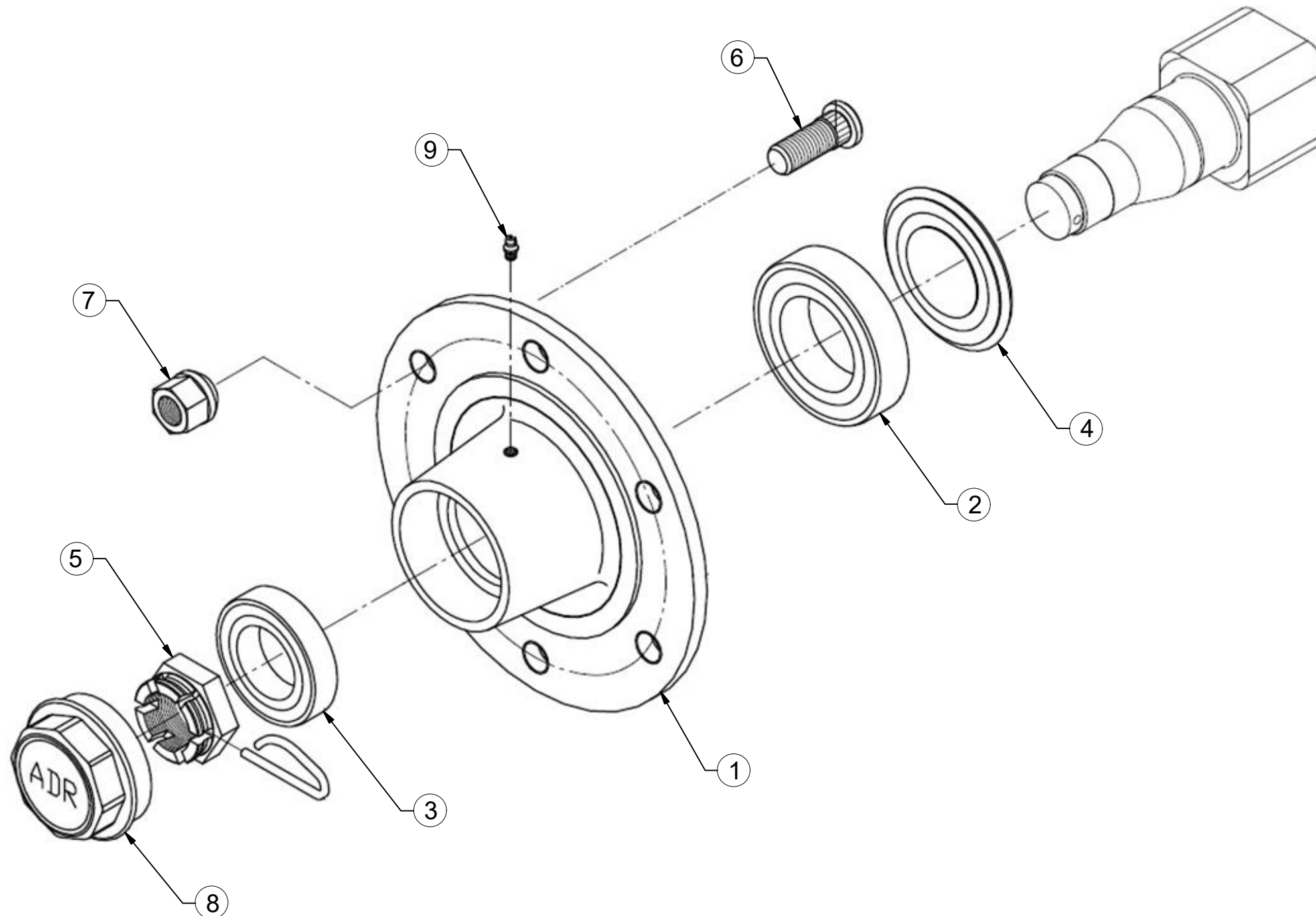
Ⓖ AXLE

Ⓡ OCB

Ⓟ OS



S60LN06



Pos.	Part Number	Pcs.
1	m15631	1
2	m07151	1
3	m07152	1
4	m15058	1
5	m08169	1
6	m08148	6
7	m08163	6
8	m15123	1
9	m05698	1

Ⓒ KOLO

Ⓓ RAD

Ⓕ ROUE

Ⓖ WHEEL

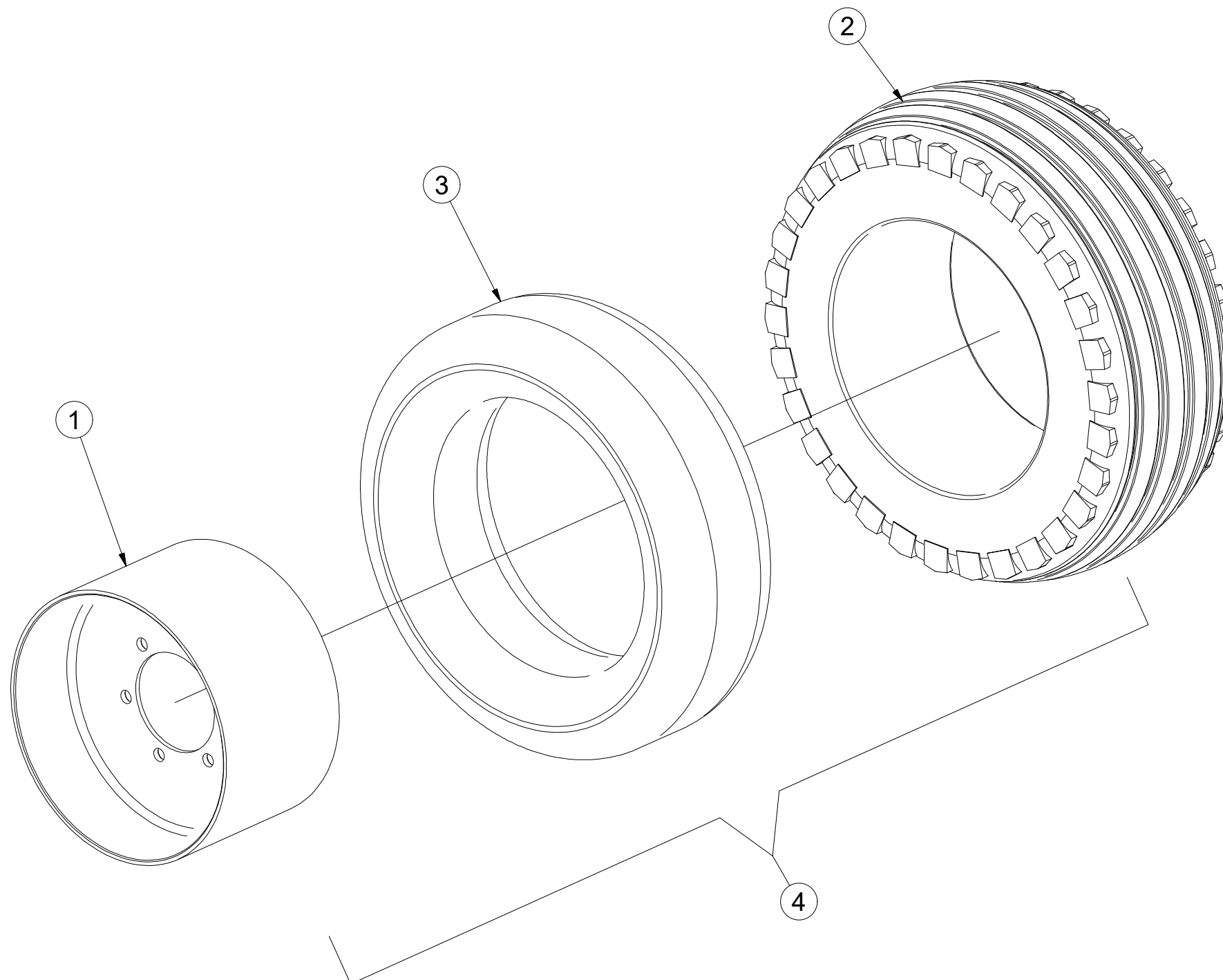
Ⓡ КОЛЕСО

Ⓟ KOŁO



m05759

Pos.	Part Number	Pcs.
1	m03097	1
2	m02824	1
3	m02827	1
4	m05759	1



Ⓒ NASTAVENÍ DISKŮ

Ⓓ EINSTELLUNG DER SCHEIBEN

Ⓕ RÉGLAGE DES DISQUES

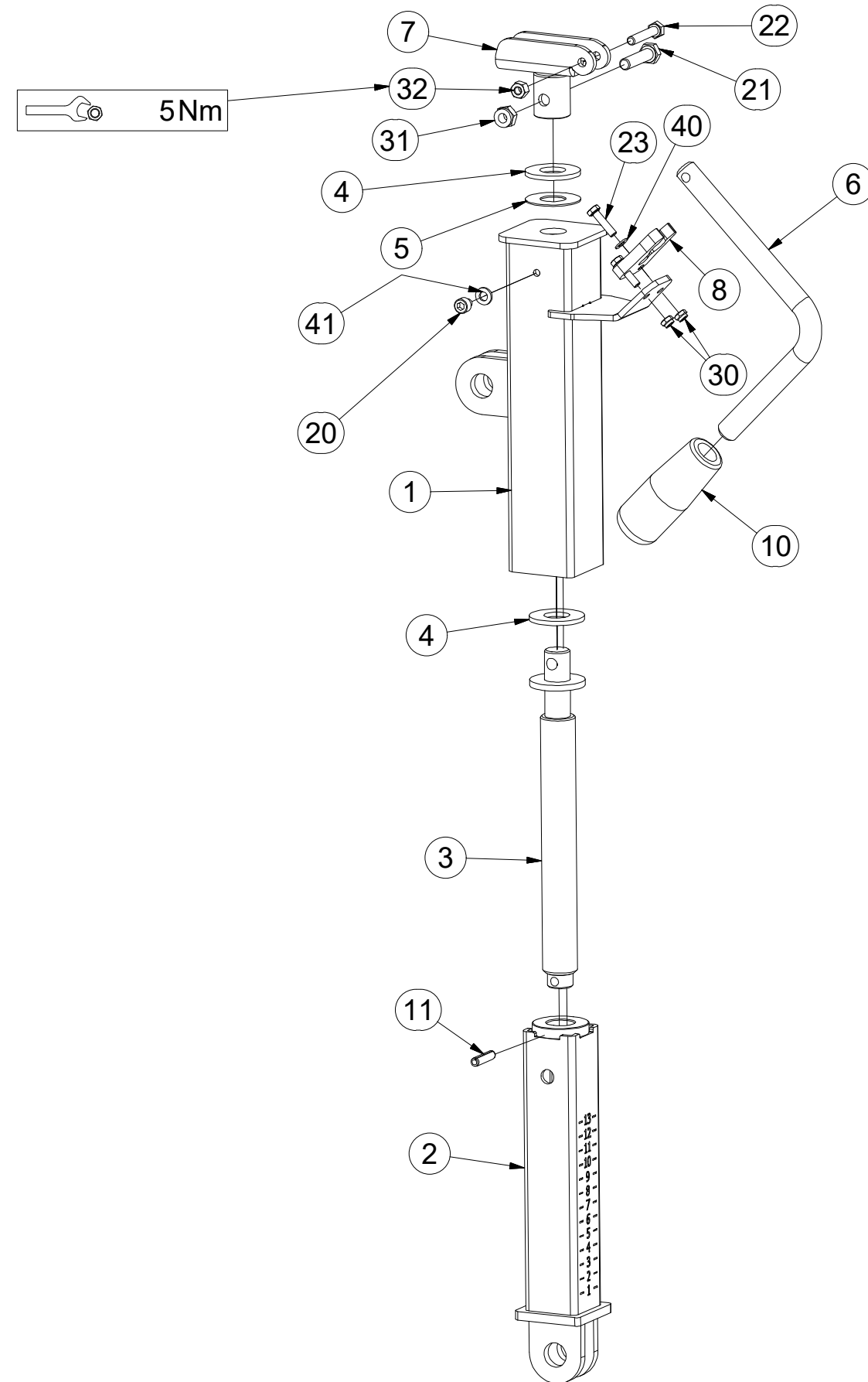
Ⓖ DISC ADJUSTMENT

Ⓡ РЕГУЛИРОВКА ДИСКОВ

Ⓢ USTAWIENIE TALERZY



4018378



Pos.	Part Number	Pcs.
1	4018379	1
2	4019916	1
3	4018380	1
4	4018415	2
5	4018416	1
6	4018417	1
7	4018420	1
8	m16676	1
10	m16479	1
11	m11505	1
20	m16829	1
21	m01096	1
22	m04650	1
23	m04506	2
30	m06236	2
31	m04503	1
32	m05560	1
40	m06944	2
41	m01199	1

ⒸZ TERČ PŘEDNÍ LEVÝ

Ⓓ SCHILD, VORDERES, LINKES

Ⓕ CIBLE AVANT GAUCHE

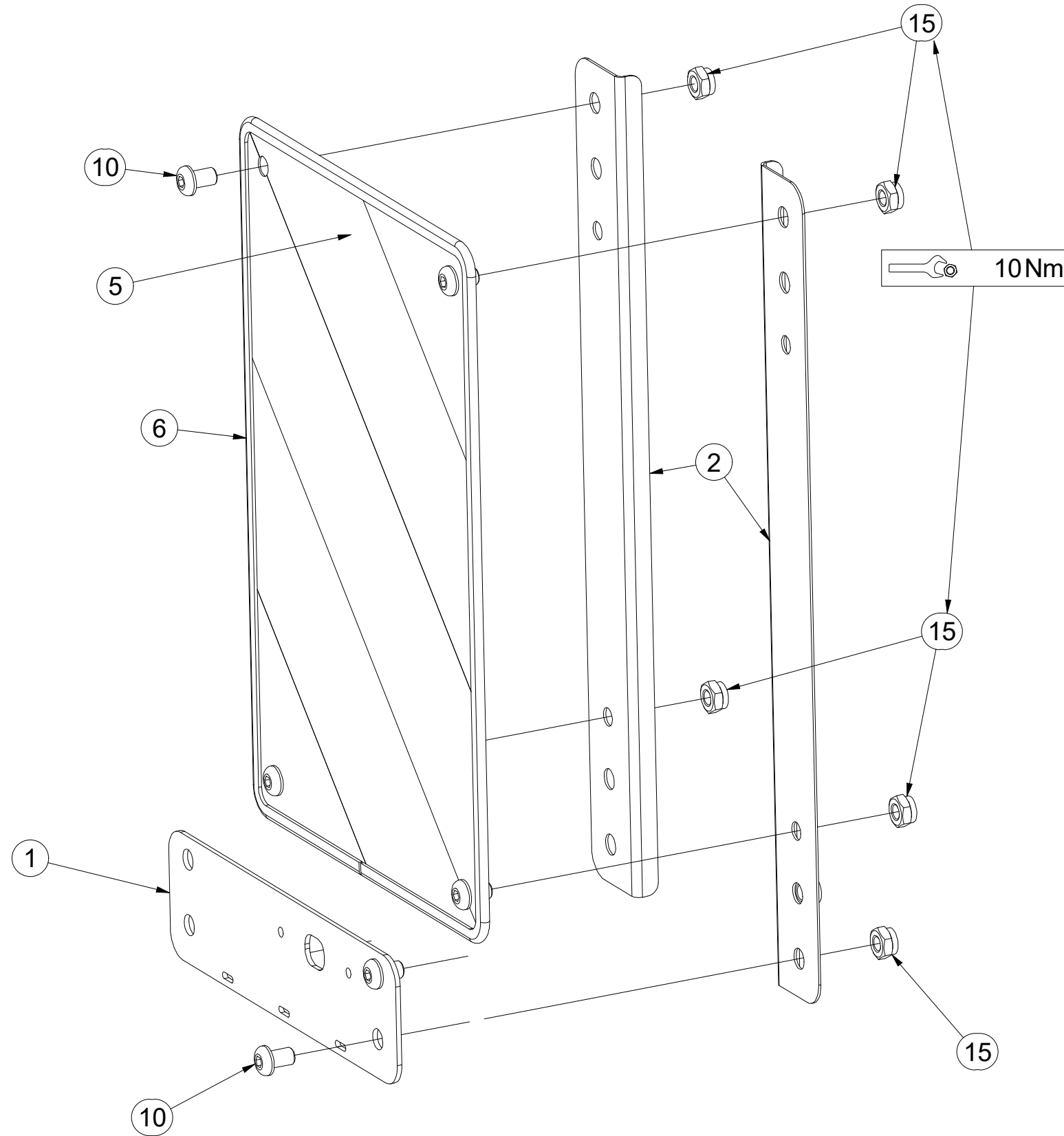
ⒼB LEFT FRONT DISC

ⒶЩИТОК ПЕРЕДНИЙ ЛЕВЫЙ

ⒶTARCZA PRZEDNIA LEWA



4019075



Pos.	Part Number	Pcs.
1	4019247	1
2	4019245	2
5	m17941	1
6	VZ00000029	1
10	m16687	6
15	m03775	6

ⒸZ TERČ PŘEDNÍ PRAVÝ

Ⓓ SCHILD, VORDERES, RECHTES

Ⓕ CIBLE AVANT DROITE

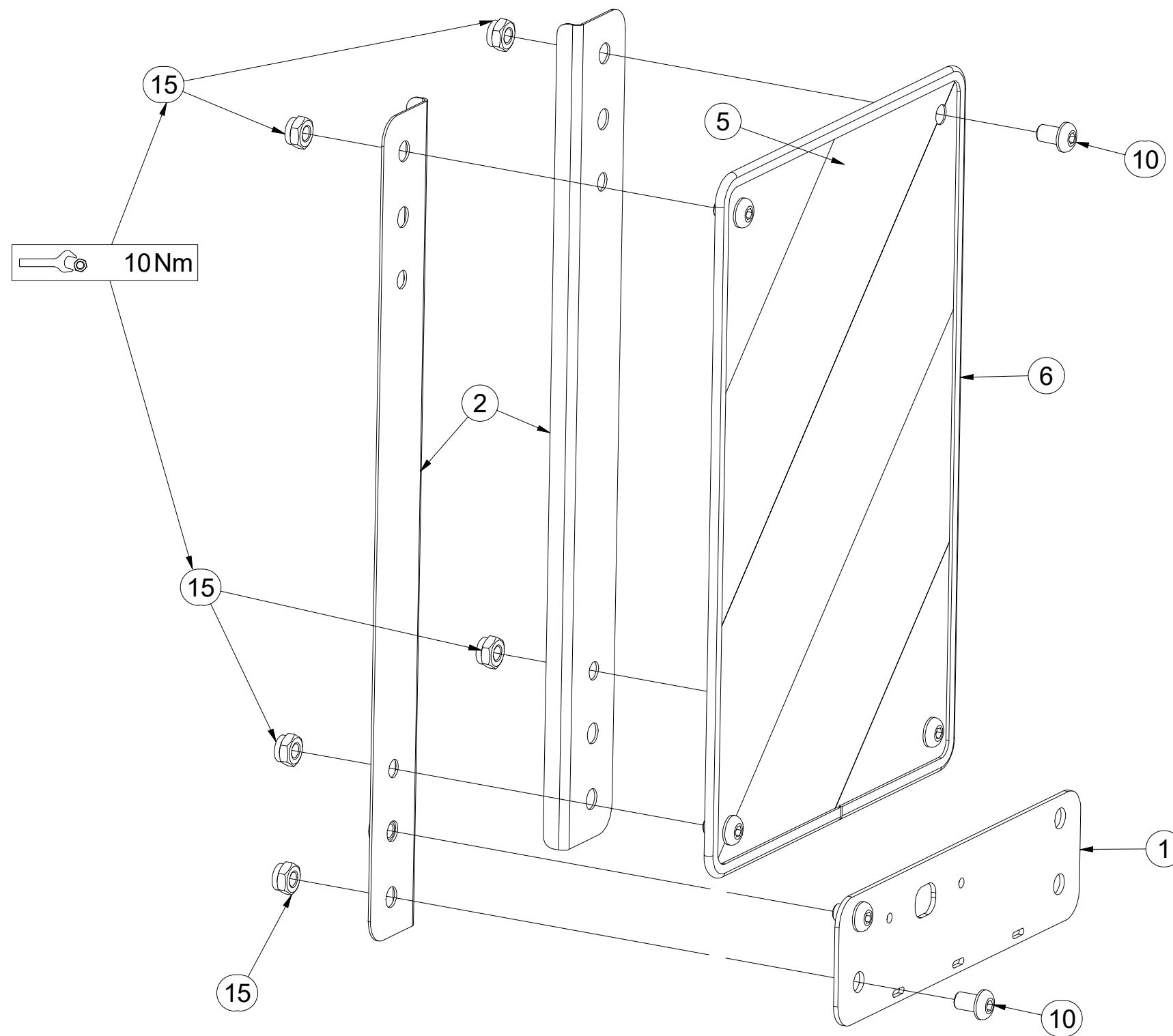
ⒸB RIGHT FRONT DISC

ⒶЩИТОК ПЕРЕДНИЙ ПРАВЫЙ

Ⓐ TARCZA PRZEDNIA PRAWA



4019076



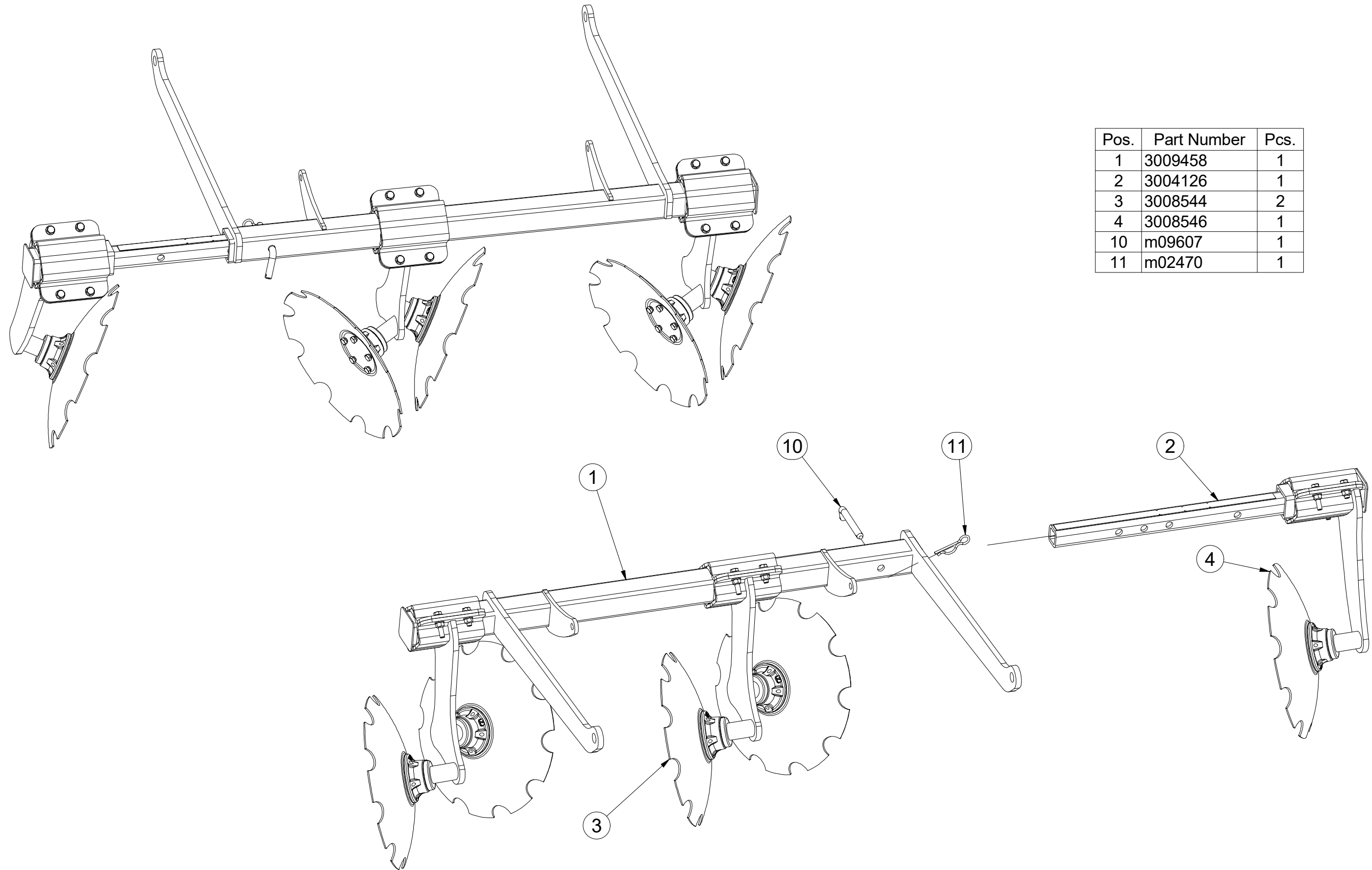
Pos.	Part Number	Pcs.
1	4019247	1
2	4019245	2
5	m17940	1
6	VZ00000029	1
10	m16687	6
15	m03775	6

CZ SADA DISKŮ
 D SCHEIBENSATZ
 F KIT DE DISQUES

GB DISC SET
 RU КОМПЛЕКТ ДИСКОВ
 PL ZESTAW TALERZY



3009457



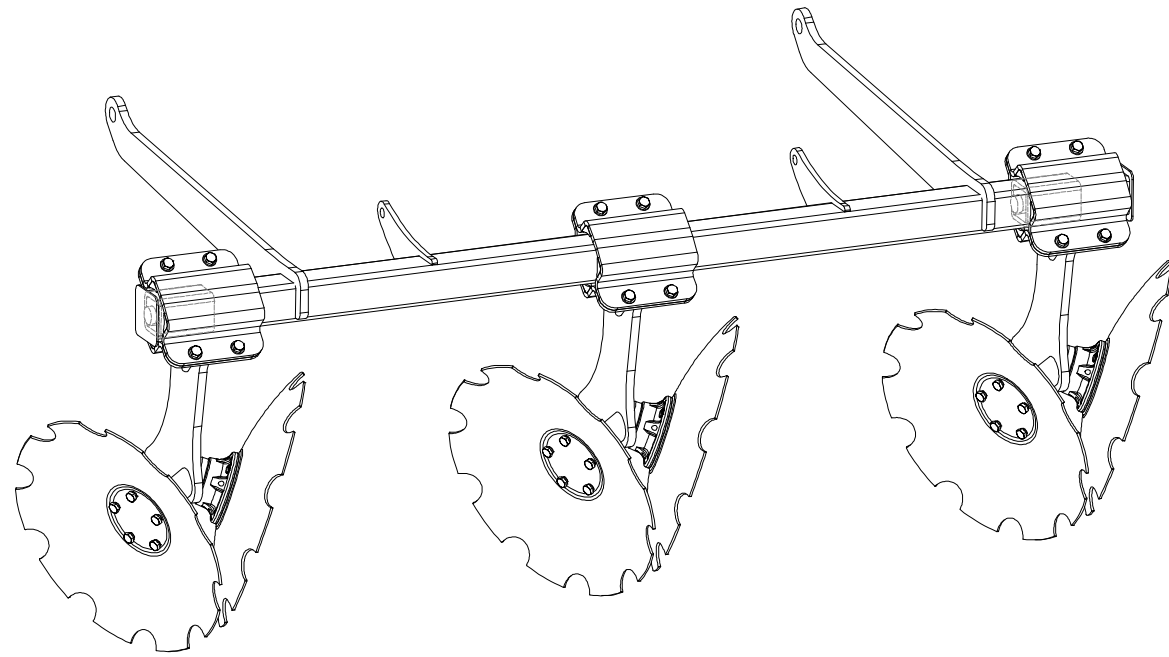
Pos.	Part Number	Pcs.
1	3009458	1
2	3004126	1
3	3008544	2
4	3008546	1
10	m09607	1
11	m02470	1

ⒸZ SADA DISKŮ
Ⓓ SCHEIBENSATZ
Ⓕ KIT DE DISQUES

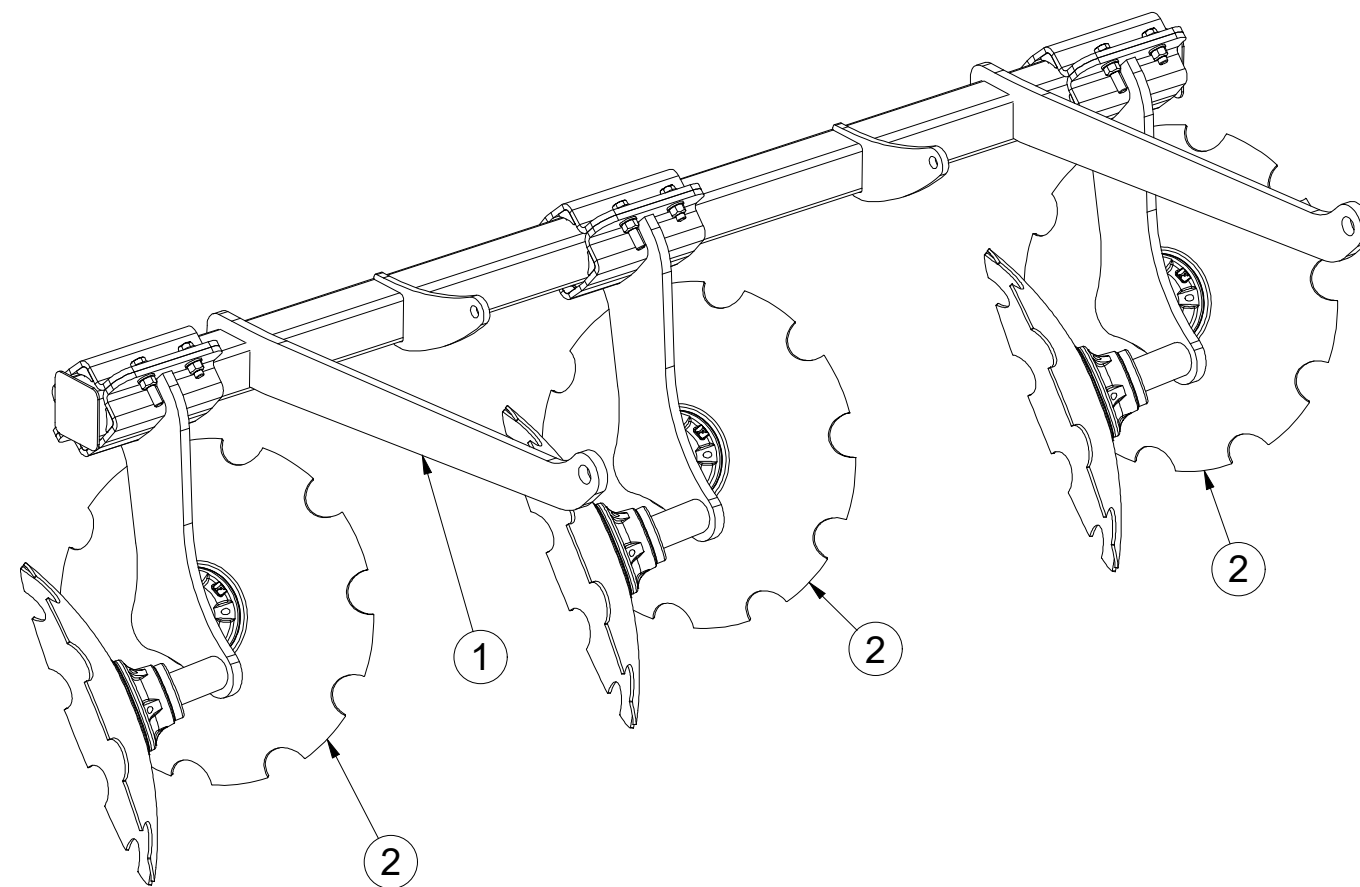
ⒸGB DISC SET
ⒸRU КОМПЛЕКТ ДИСКОВ
ⒸPL ZESTAW TALERZY



3009455



Pos.	Part Number	Pcs.
1	3009456	1
2	3008544	3

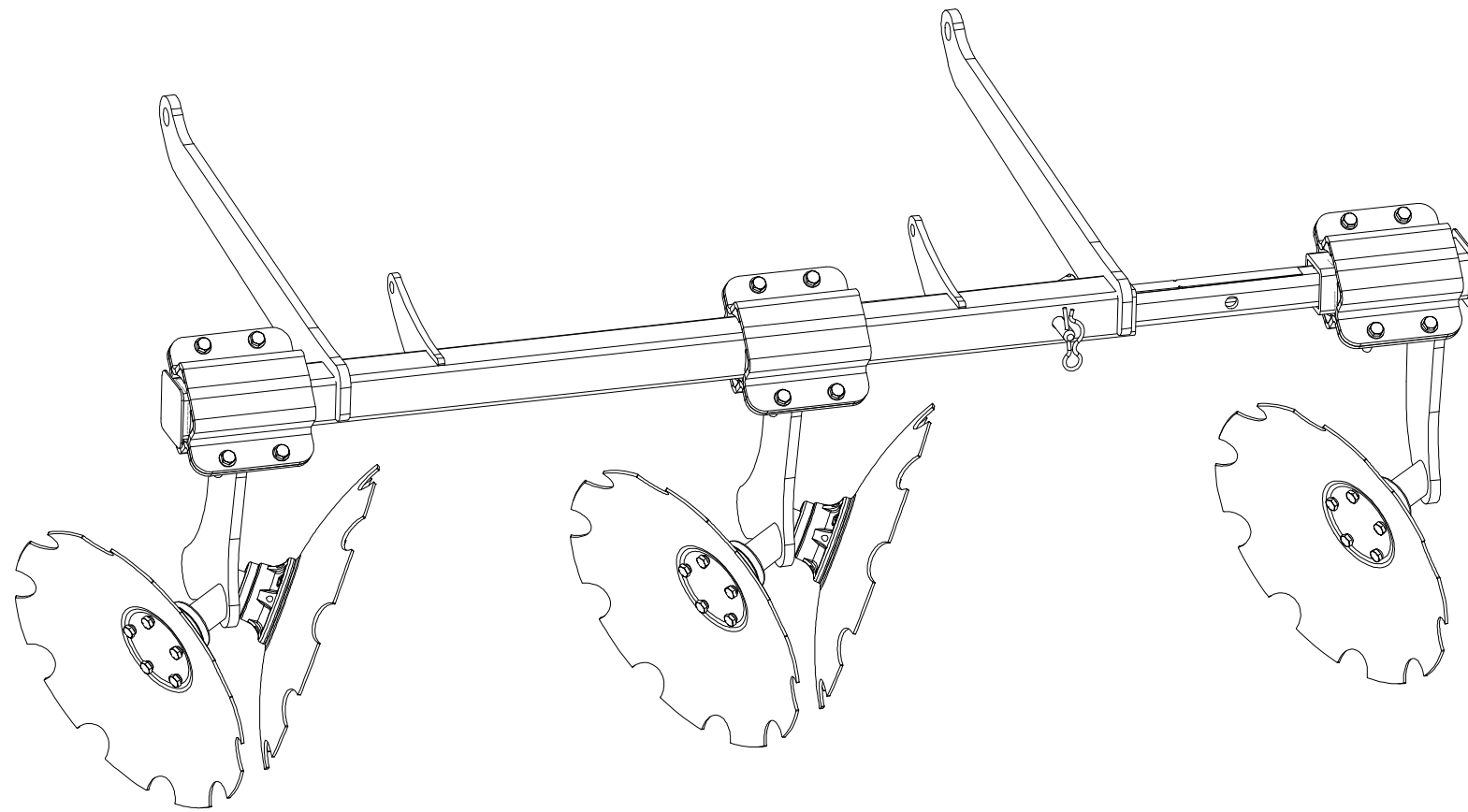


CZ SADA DISKŮ
 D SCHEIBENSATZ
 F KIT DE DISQUES

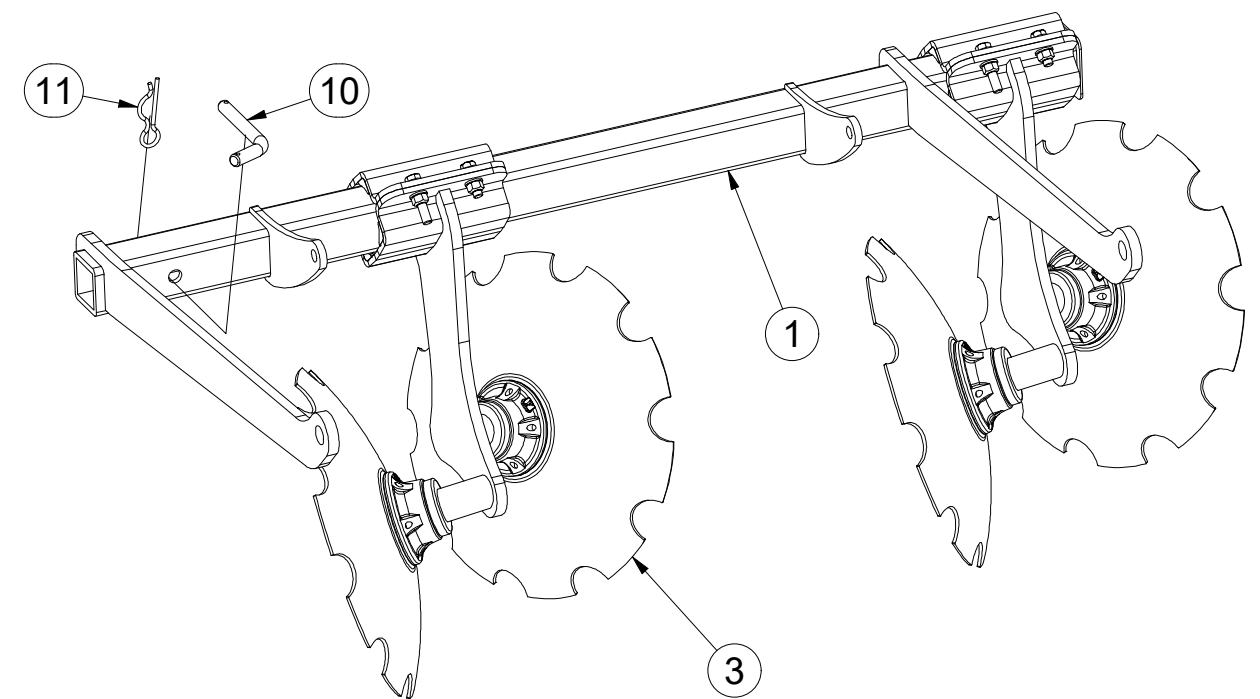
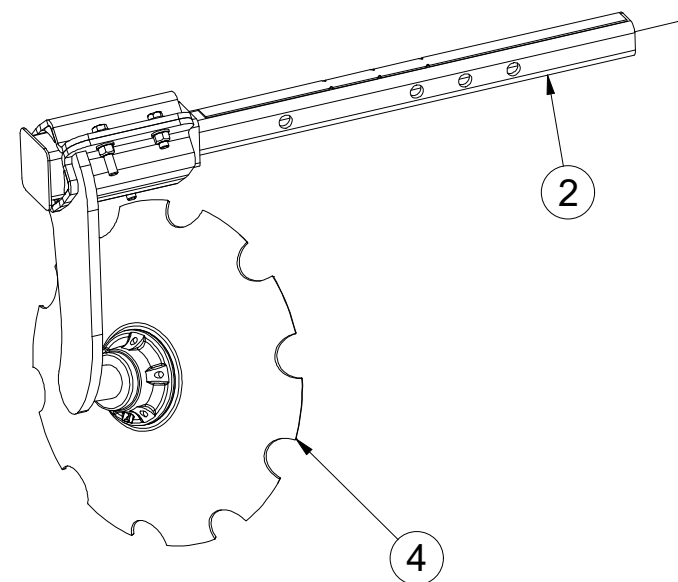
GB DISC SET
 RU КОМПЛЕКТ ДИСКОВ
 PL ZESTAW TALERZY



3009460



Pos.	Part Number	Pcs.
1	3009461	1
2	3004126	1
3	3008544	2
4	3008545	1
10	m09607	1
11	m02470	1



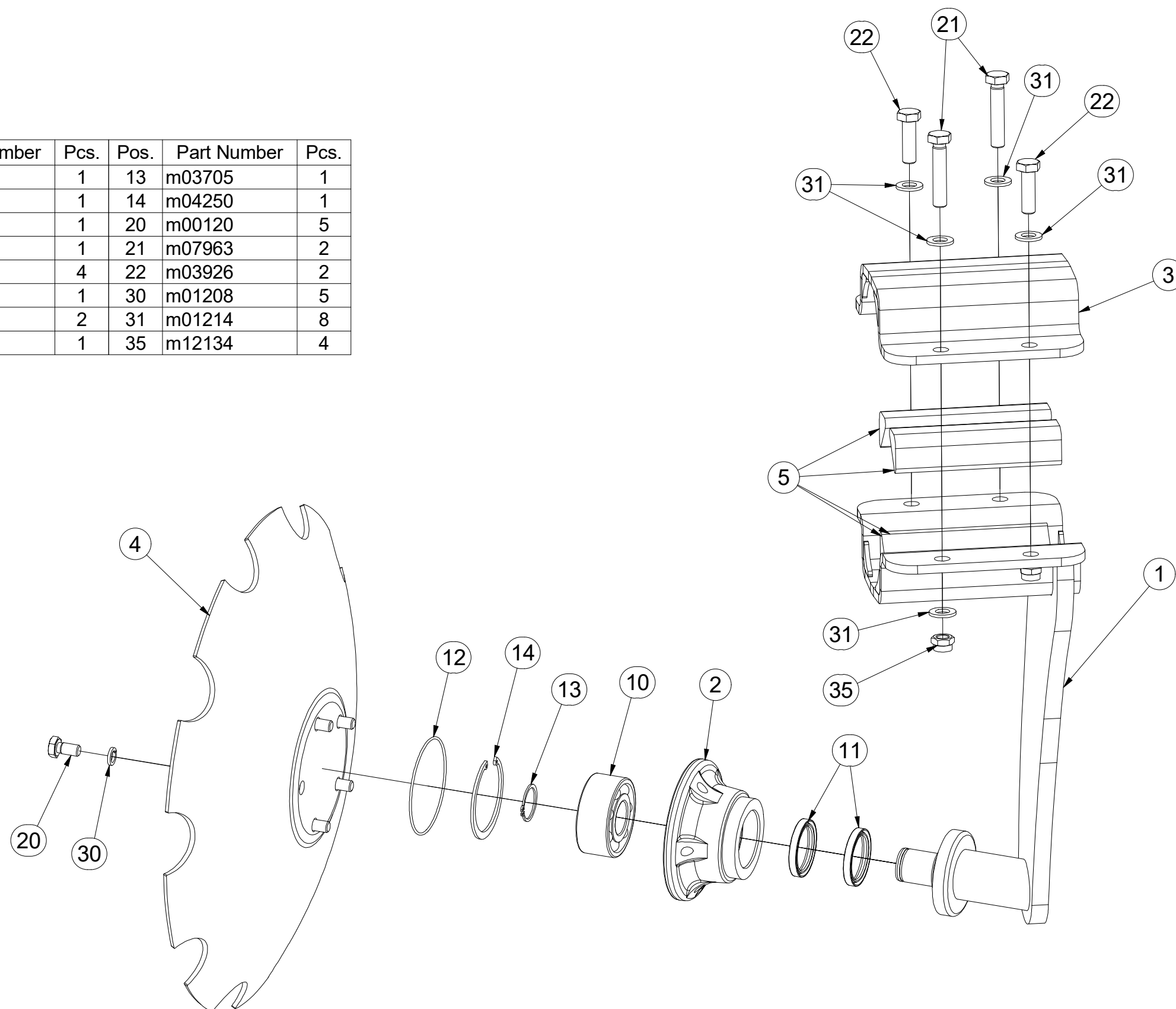
(CZ) DISK PRAVÝ
 (D) SCHEIBE, RECHTE
 (F) DISQUE DROITE

(GB) RIGHT DISC
 (RU) ДИСК ПРАВЫЙ
 (PL) TALERZ PRAWY



3008546

Pos.	Part Number	Pcs.	Pos.	Part Number	Pcs.
1	3008422	1	13	m03705	1
2	3008166	1	14	m04250	1
3	9004269	1	20	m00120	5
4	3003144	1	21	m07963	2
5	9004286	4	22	m03926	2
10	m14552	1	30	m01208	5
11	m11160	2	31	m01214	8
12	m11159	1	35	m12134	4



Ⓒ DVOJDISK

Ⓓ DUPLEXSCHEIBE

Ⓕ DISQUE DOUBLE

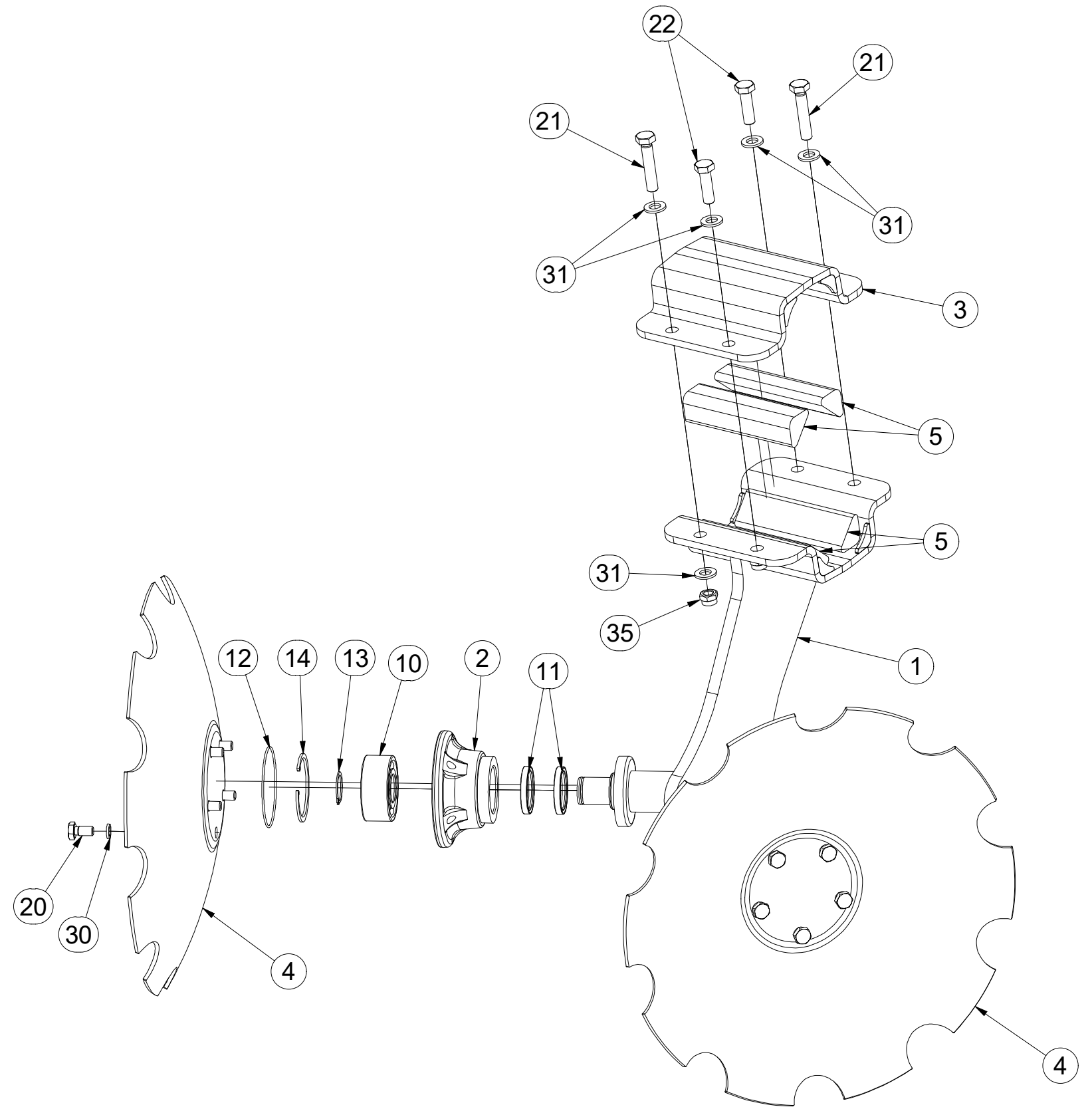
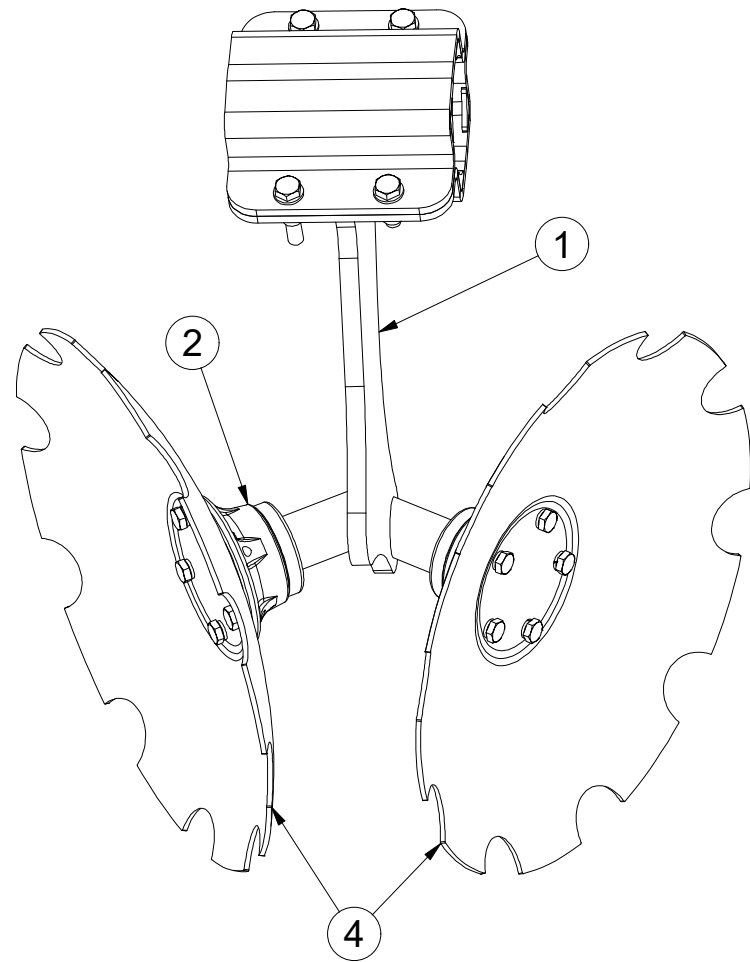
Ⓒ TWIN DISC

Ⓓ ДВОЙНОЙ ДИСК

Ⓕ TALERZ PODWÓJNY



3008544



Pos.	Part Number	Pcs.	Pos.	Part Number	Pcs.
1	3008423	1	13	m03705	2
2	3008166	2	14	m04250	2
3	9004269	1	20	m00120	10
4	3003144	2	21	m07963	2
5	9004286	4	22	m03926	2
10	m14552	2	30	m01208	10
11	m11160	4	31	m01214	8
12	m11159	2	35	m12134	4

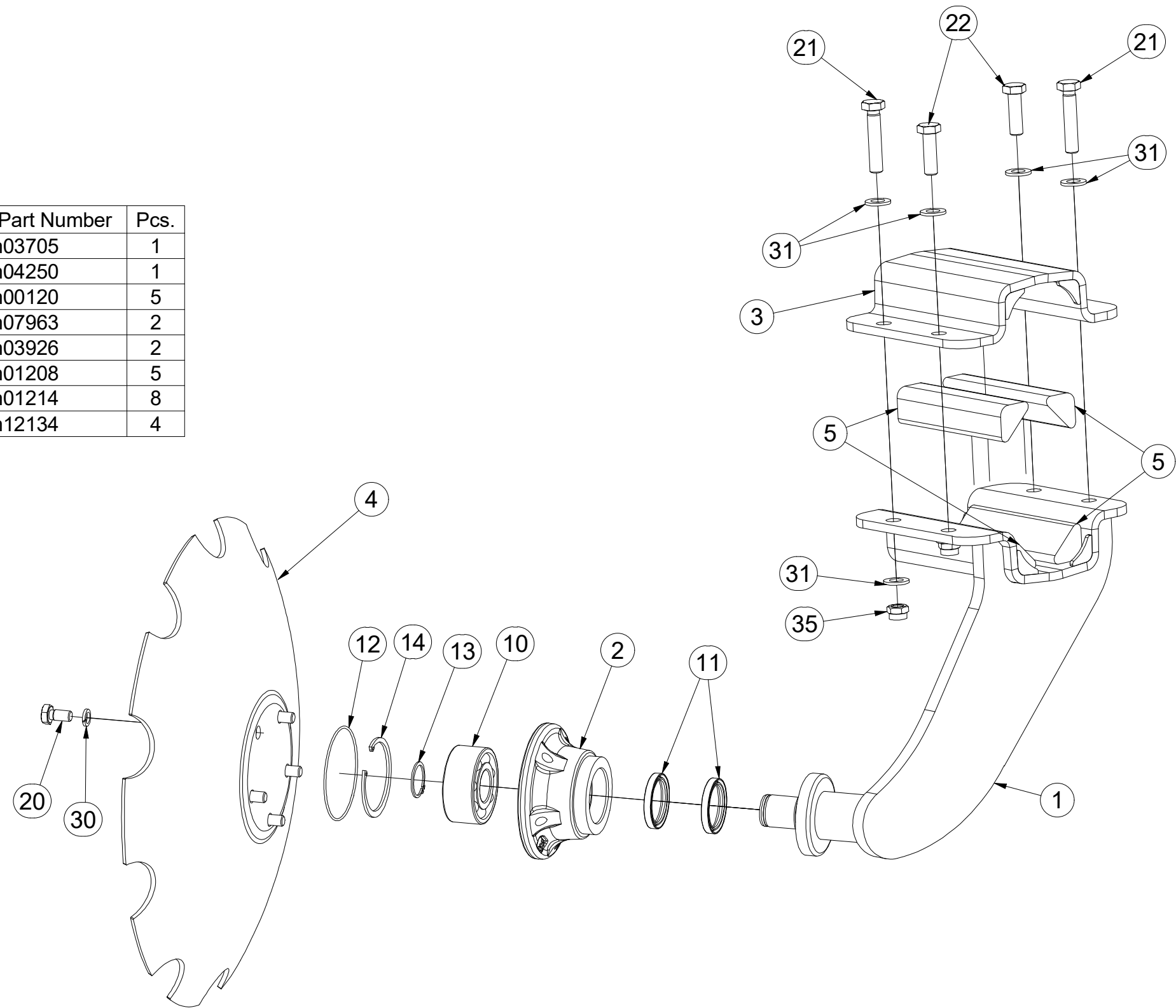
(CZ) DISK LEVÝ
 (D) SCHEIBE, LINKE
 (F) DISQUE GAUCHE

(GB) LEFT DISC
 (RU) ДИСК ЛЕВЫЙ
 (PL) TALERZ LEWY



3008545

Pos.	Part Number	Pcs.	Pos.	Part Number	Pcs.
1	3008421	1	13	m03705	1
2	3008166	1	14	m04250	1
3	9004269	1	20	m00120	5
4	3003144	1	21	m07963	2
5	9004286	4	22	m03926	2
10	m14552	1	30	m01208	5
11	m11160	2	31	m01214	8
12	m11159	1	35	m12134	4



ⒸZ SADA RADLIC

Ⓓ SCHARSATZ

Ⓕ KIT DE SOCS

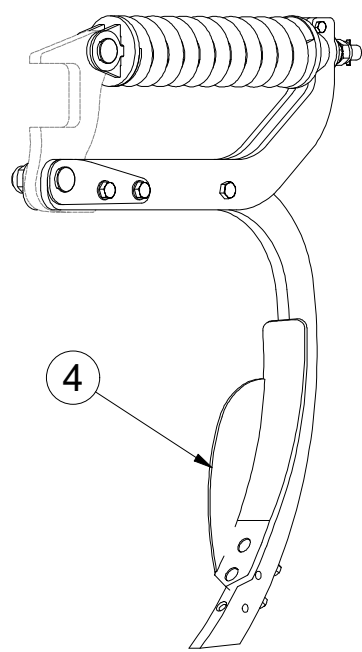
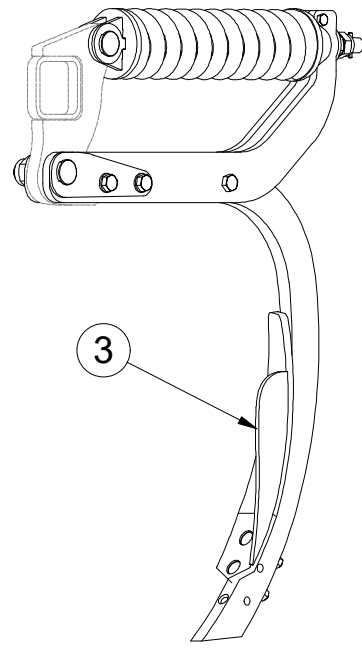
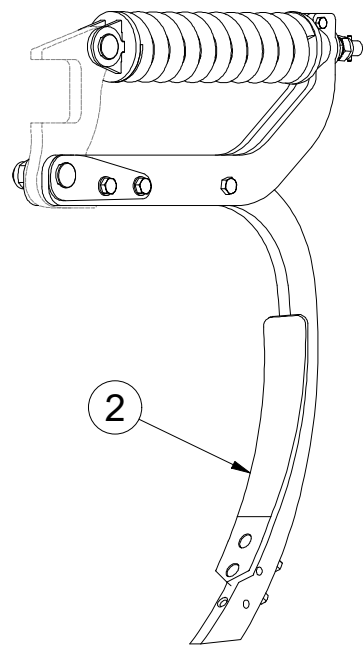
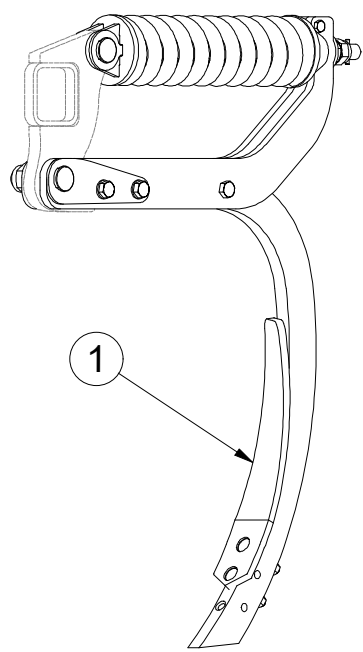
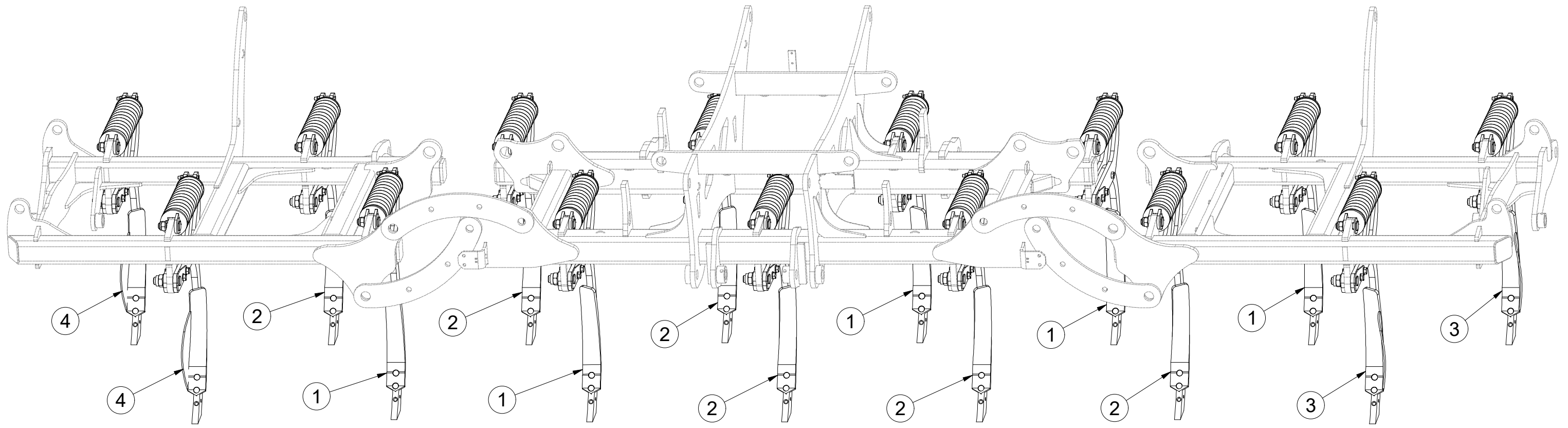
ⒼB SET OF PLOUGHSHARES

ⒺU КОМПЛЕКТ ЛАП

ⒽL ZESTAW REDLIC



3010990



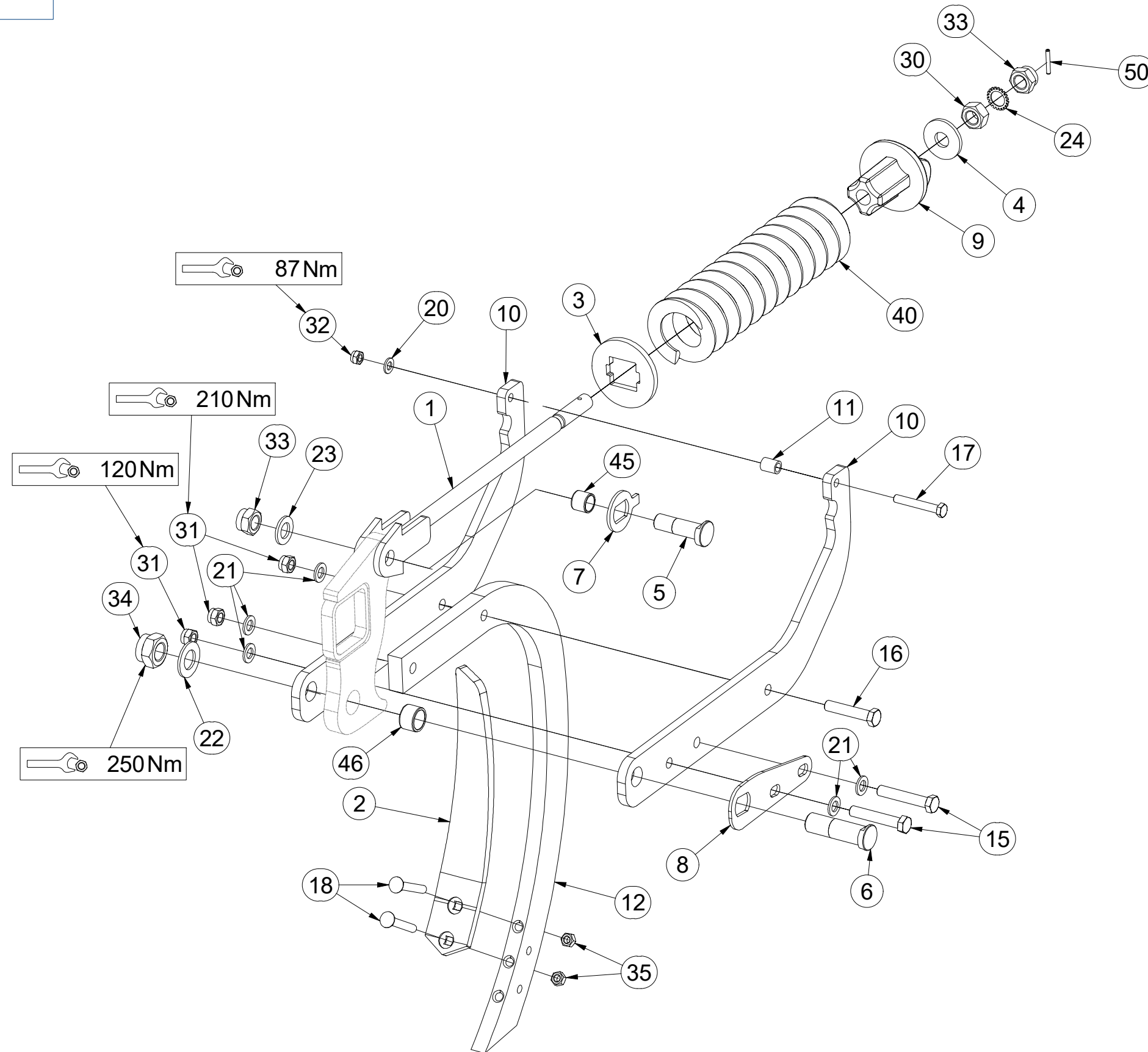
Pos.	Part Number	Pcs.
1	3010575	5
2	3010576	6
3	3010578	2
4	3010577	2

CZ JIŠTĚNÍ LEVÉ
 D SICHERUNG LINKE
 F PROTECTION GAUCHE

GB LEFT PROTECTION
 RU ПРЕДОХРАНЕНИЕ ЛЕВОЕ
 PL ZABEZPIECZENIE LEWE

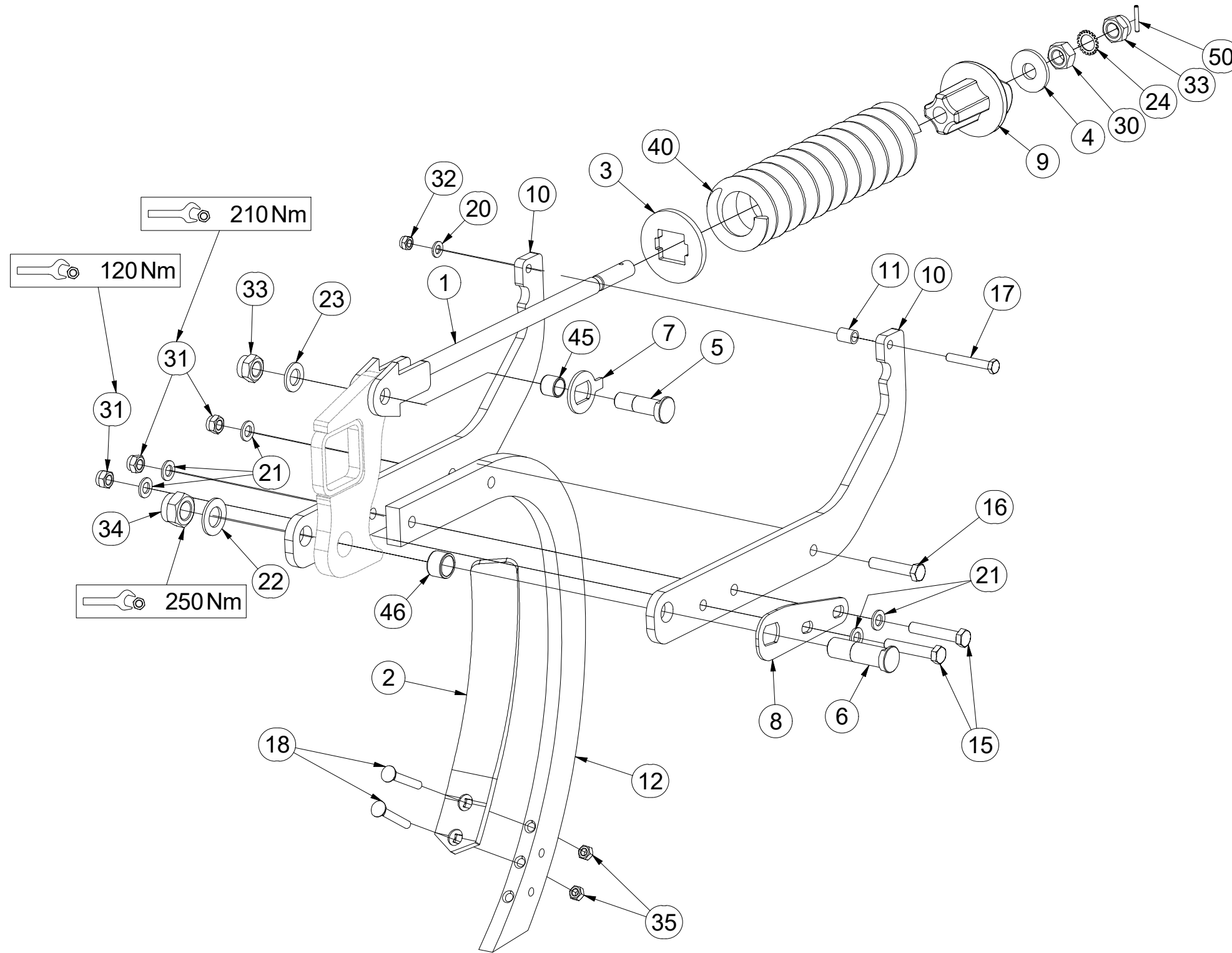


3010575



Pos.	Part Number	Pcs.
1	3002198	1
2	3002395	1
3	4003539	1
4	4003544	1
5	4003685	1
6	4003686	1
7	4003687	1
8	4003688	1
9	4003691	1
10	4018962	2
11	9001720	1
12	9002430	1
15	m03215	2
16	m03767	1
17	m07787	1
18	m08764	2
20	m01214	1
21	m01219	5
22	m02866	1
23	m03718	1
24	m08765	1
30	m01308	1
31	m03683	3
32	m04301	1
33	m07147	2
34	m08036	1
35	m10439	2
40	m08022	1
45	m15981	1
46	m15982	1
50	m07048	1

3010576



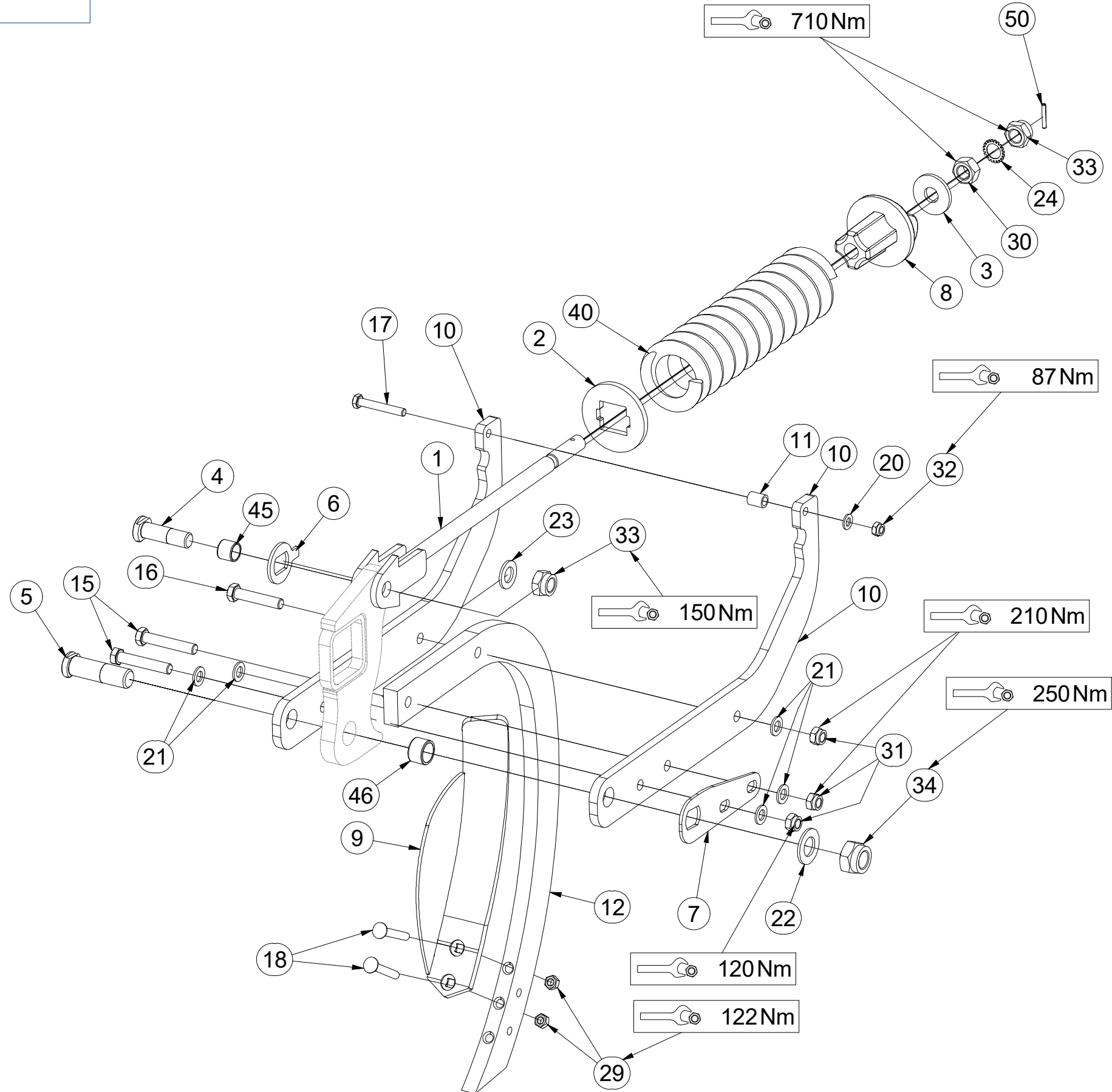
Pos.	Part Number	Pcs.
1	3002198	1
2	3002396	1
3	4003539	1
4	4003544	1
5	4003685	1
6	4003686	1
7	4003687	1
8	4003688	1
9	4003691	1
10	4018962	2
11	9001720	1
12	9002430	1
15	m03215	2
16	m03767	1
17	m07787	1
18	m08764	2
20	m01214	1
21	m01219	5
22	m02866	1
23	m03718	1
24	m08765	1
30	m01308	1
31	m03683	3
32	m04301	1
33	m07147	2
34	m08036	1
35	m10439	2
40	m08022	1
45	m15981	1
46	m15982	1
50	m07048	1

CZ JIŠTĚNÍ PRAVÉ - DEFLEKTOR
 D SICHERUNG, RECHTE - DEFLEKTOR
 F PROTECTION DROITE - DÉFLECTEUR

GB RIGHT PROTECTION - DEFLECTOR
 RU ПРЕДОХРАНЕНИЕ ПРАВОЕ - ДЕФЛЕКТОР
 PL ZABEZPIECZENIE PRAWO - DEFLEKTOR



3010577



Pos.	Part Number	Pcs.
1	3002198	1
2	4003539	1
3	4003544	1
4	4003685	1
5	4003686	1
6	4003687	1
7	4003688	1
8	4003691	1
9	4005379	1
10	4018962	2
11	9001720	1
12	9002430	1
15	m03215	2
16	m03767	1
17	m07787	1
18	m08764	2
20	m01214	1
21	m01219	5
22	m02866	1
23	m03718	1
24	m08765	1
29	m10439	2
30	m01308	1
31	m03683	3
32	m04301	1
33	m07147	2
34	m08036	1
40	m08022	1
45	m15981	1
46	m15982	1
50	m07048	1

Ⓒ JIŠTĚNÍ LEVÉ-DEFLEKTOR

Ⓓ SICHERUNG, LINKE - DEFLEKTOR

Ⓕ PROTECTION GAUCHE - DÉFLECTEUR

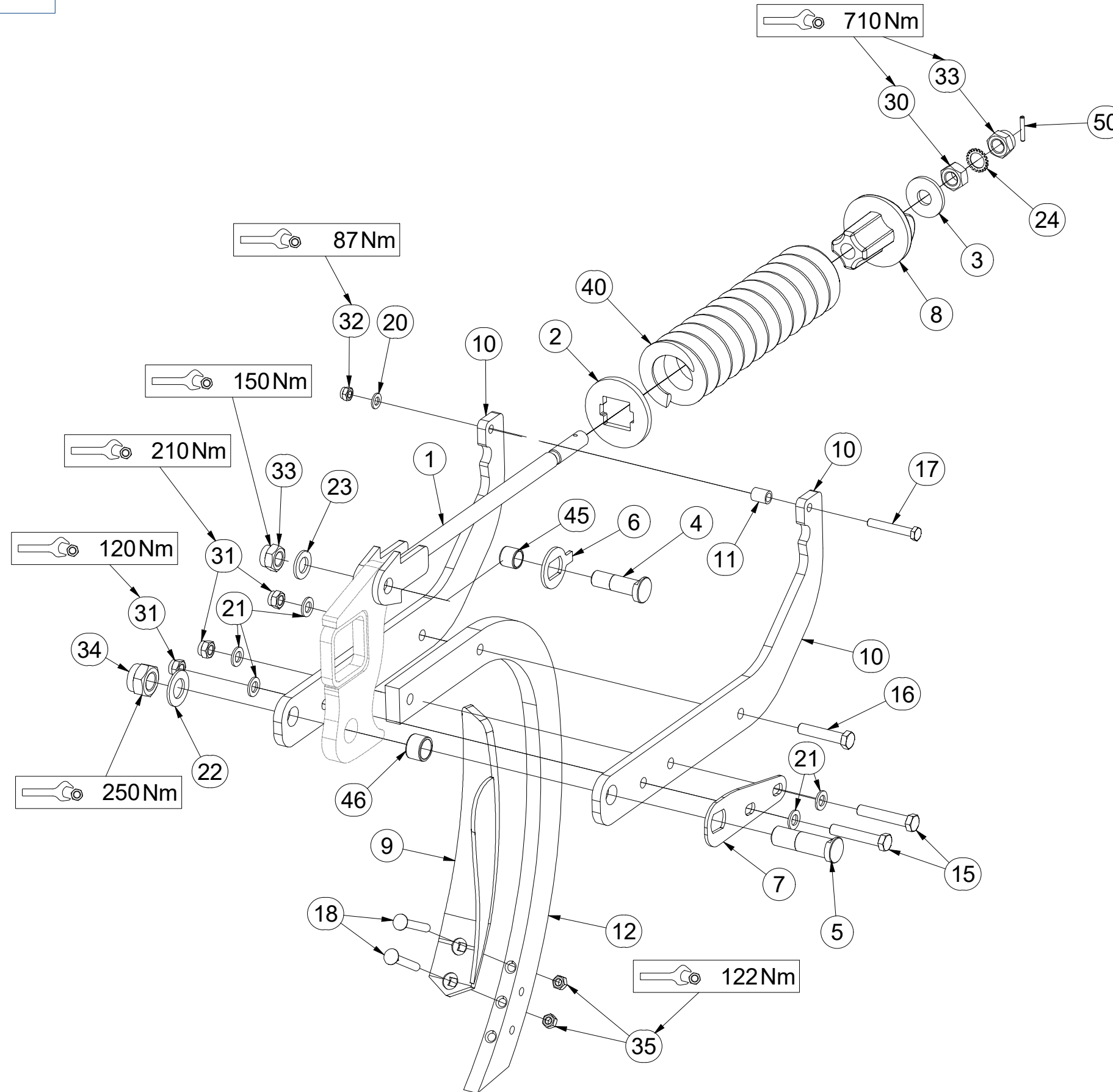
Ⓖ LEFT PROTECTION - DEFLECTOR

Ⓡ ПРЕДОХРАНЕНИЕ ЛЕВОЕ - ДЕФЛЕКТОР

Ⓣ ZABEZPIECZENIE LEWE - DEFLEKTOR



3010578



Pos.	Part Number	Pcs.
1	3002198	1
2	4003539	1
3	4003544	1
4	4003685	1
5	4003686	1
6	4003687	1
7	4003688	1
8	4003691	1
9	4005378	1
10	4018962	2
11	9001720	1
12	9002430	1
15	m03215	2
16	m03767	1
17	m07787	1
18	m08764	2
20	m01214	1
21	m01219	5
22	m02866	1
23	m03718	1
24	m08765	1
30	m01308	1
31	m03683	3
32	m04301	1
33	m07147	2
34	m08036	1
35	m10439	2
40	m08022	1
45	m15981	1
46	m15982	1
50	m07048	1

Ⓒ SADA RADLIC

Ⓓ SCHARSATZ

Ⓕ KIT DE SOCS

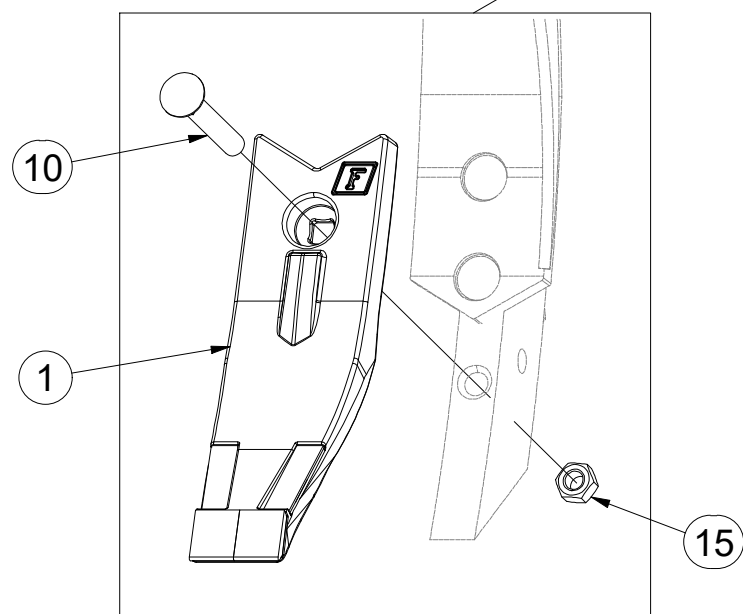
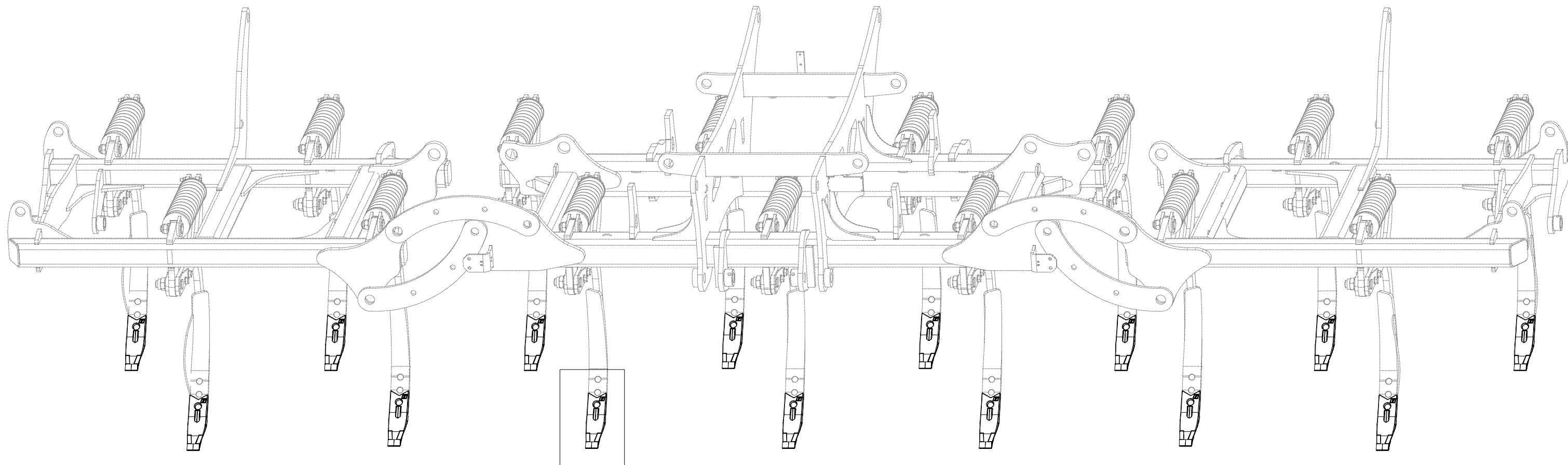
Ⓖ SET OF PLOUGHSHARES

Ⓡ КОМПЛЕКТ ЛАП

Ⓟ ZESTAW REDLIC



3010991



Pos.	Part Number	Pcs.
1	4017627	15
10	m08764	15
15	m18637	15

ⒸZ SADA KŘÍDEL

Ⓓ FLÜGELSATZ

Ⓕ KIT D'AILETTES

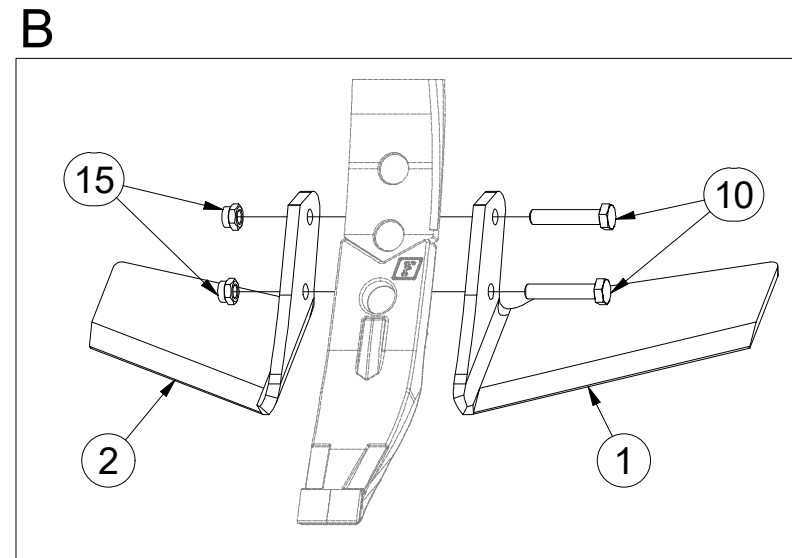
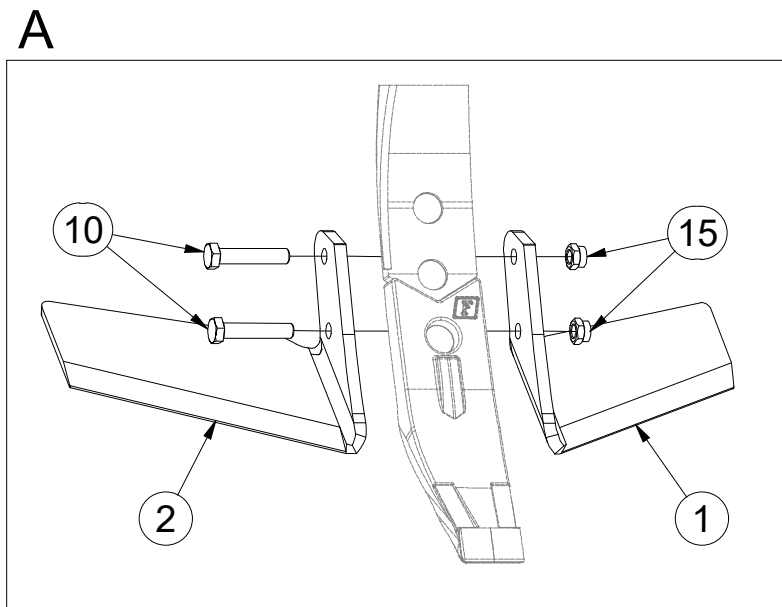
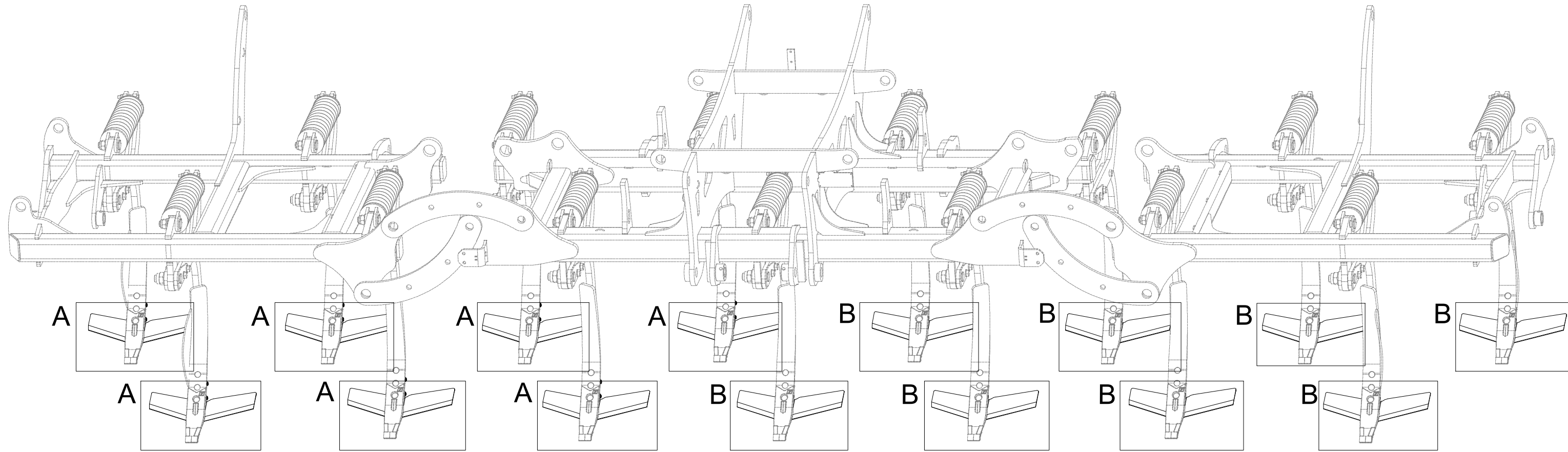
ⒸB SET OF WINGS

ⒸU КОМПЛЕКТ КРЫЛЫШЕК

ⒸL ZESTAW SKRZYDEŁEK



3010992



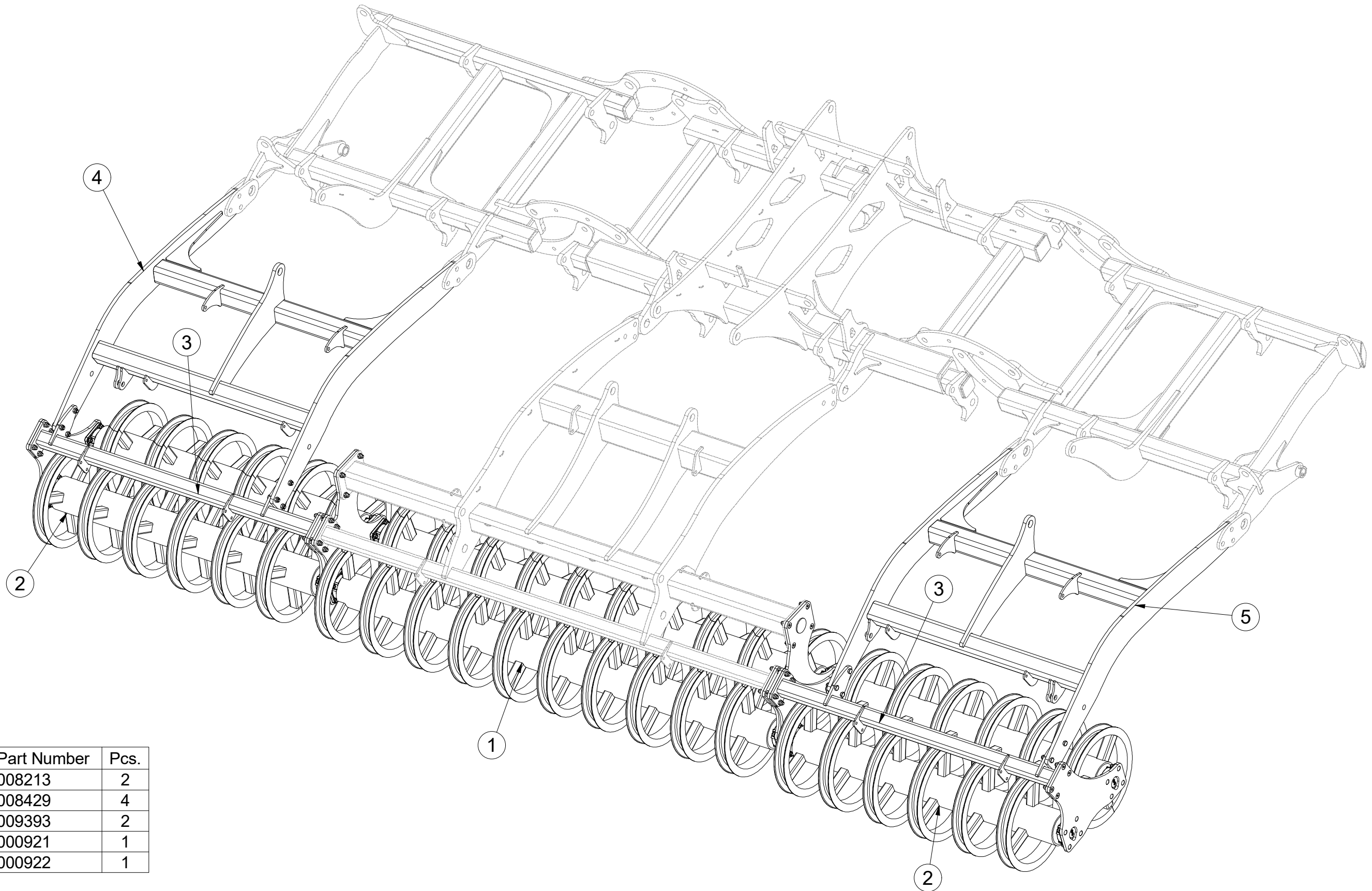
Pos.	Part Number	Pcs.
1	3003266	15
2	3003267	15
10	m01131	30
15	m06233	30

CZ SADA ZADNÍCH VÁLČŮ
 D SATZ HINTERE WALZEN
 F KIT DE ROULEAUX ARRIÈRE

GB SET OF REAR ROLLERS
 RU КОМПЛЕКТ ЗАДНИХ КАТКОВ
 PL ZESTAW TYLNYCH WAŁÓW



3009388



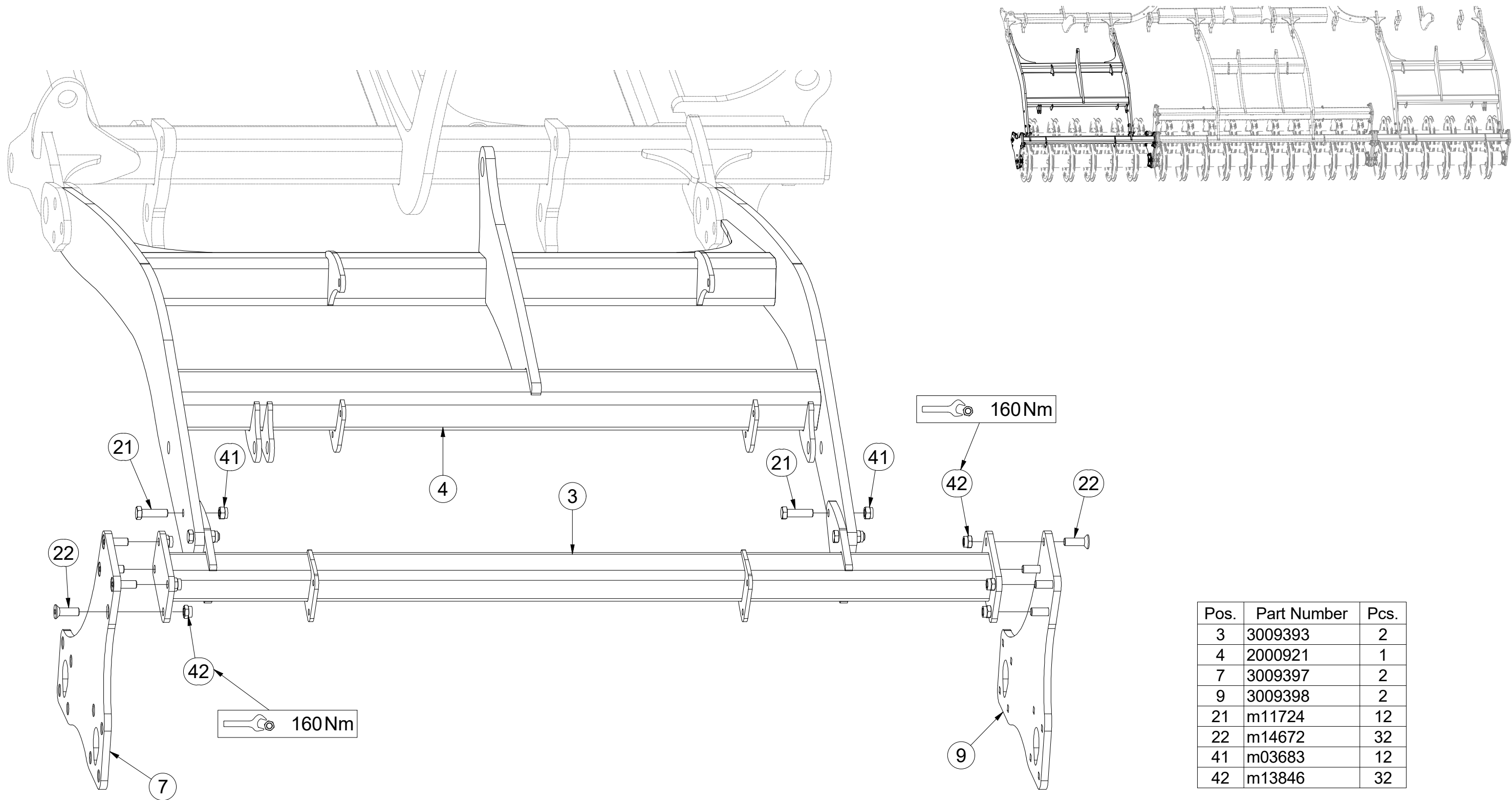
Pos.	Part Number	Pcs.
1	3008213	2
2	3008429	4
3	3009393	2
4	2000921	1
5	2000922	1

CZ SADA ZADNÍCH VÁLCŮ
 D SATZ HINTERE WALZEN
 F KIT DE ROULEAUX ARRIÈRE

GB SET OF REAR ROLLERS
 RU КОМПЛЕКТ ЗАДНИХ КАТКОВ
 PL ZESTAW TYLNYCH WAŁÓW



3009388



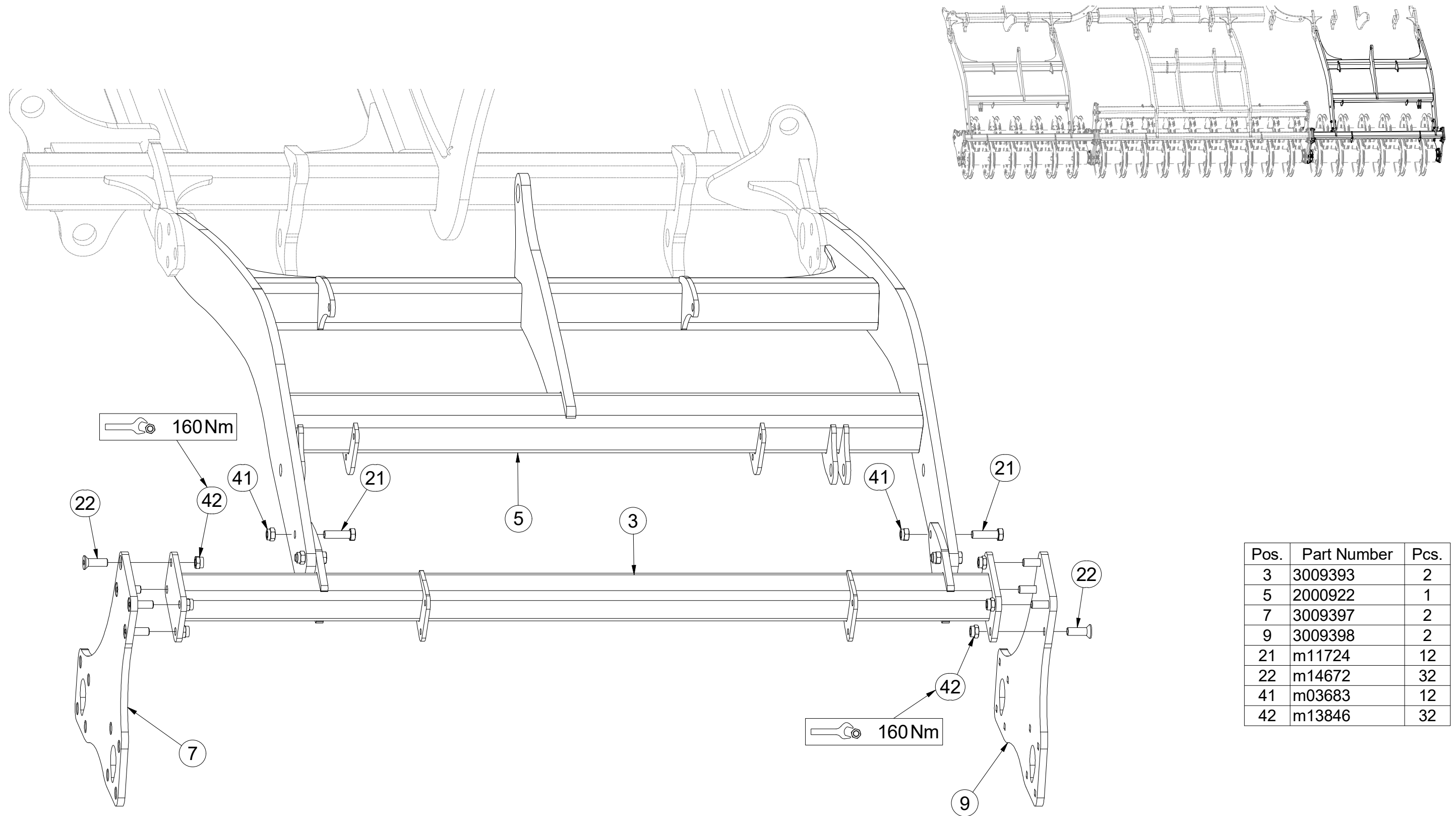
Pos.	Part Number	Pcs.
3	3009393	2
4	2000921	1
7	3009397	2
9	3009398	2
21	m11724	12
22	m14672	32
41	m03683	12
42	m13846	32

- Ⓒ SADA ZADNÍCH VÁLCŮ
- Ⓓ SATZ HINTERE WALZEN
- Ⓕ KIT DE ROULEAUX ARRIÈRE

- Ⓖ SET OF REAR ROLLERS
- Ⓡ КОМПЛЕКТ ЗАДНИХ КАТКОВ
- Ⓟ ZESTAW TYLNYCH WAŁÓW



3009388



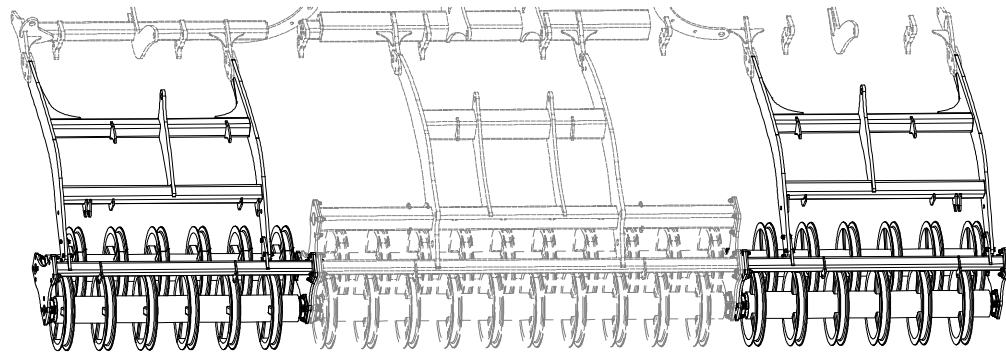
Pos.	Part Number	Pcs.
3	3009393	2
5	2000922	1
7	3009397	2
9	3009398	2
21	m11724	12
22	m14672	32
41	m03683	12
42	m13846	32

- Ⓒ SADA ZADNÍCH VÁLČŮ
- Ⓓ SATZ HINTERE WALZEN
- Ⓕ KIT DE ROULEAUX ARRIÈRE

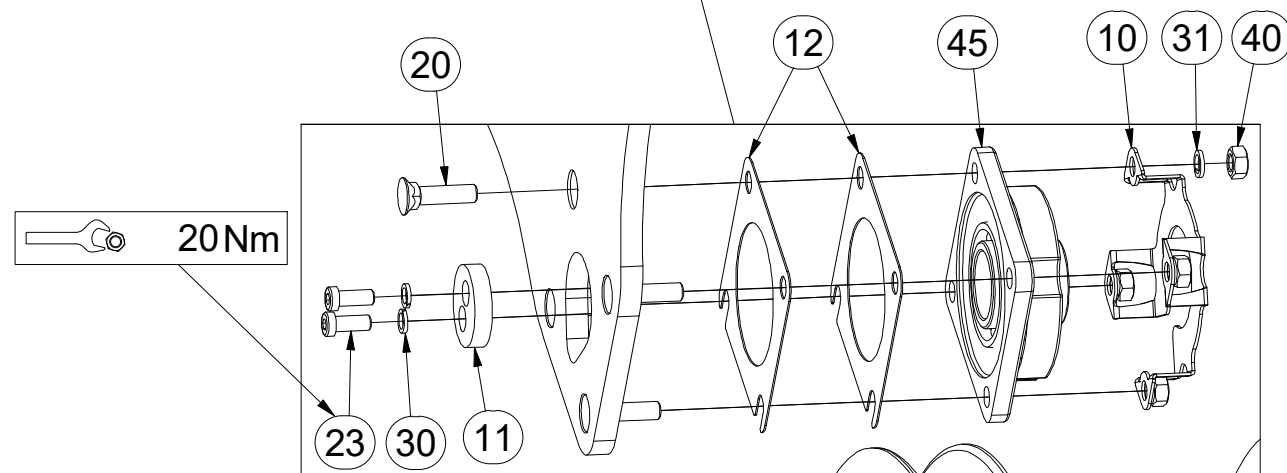
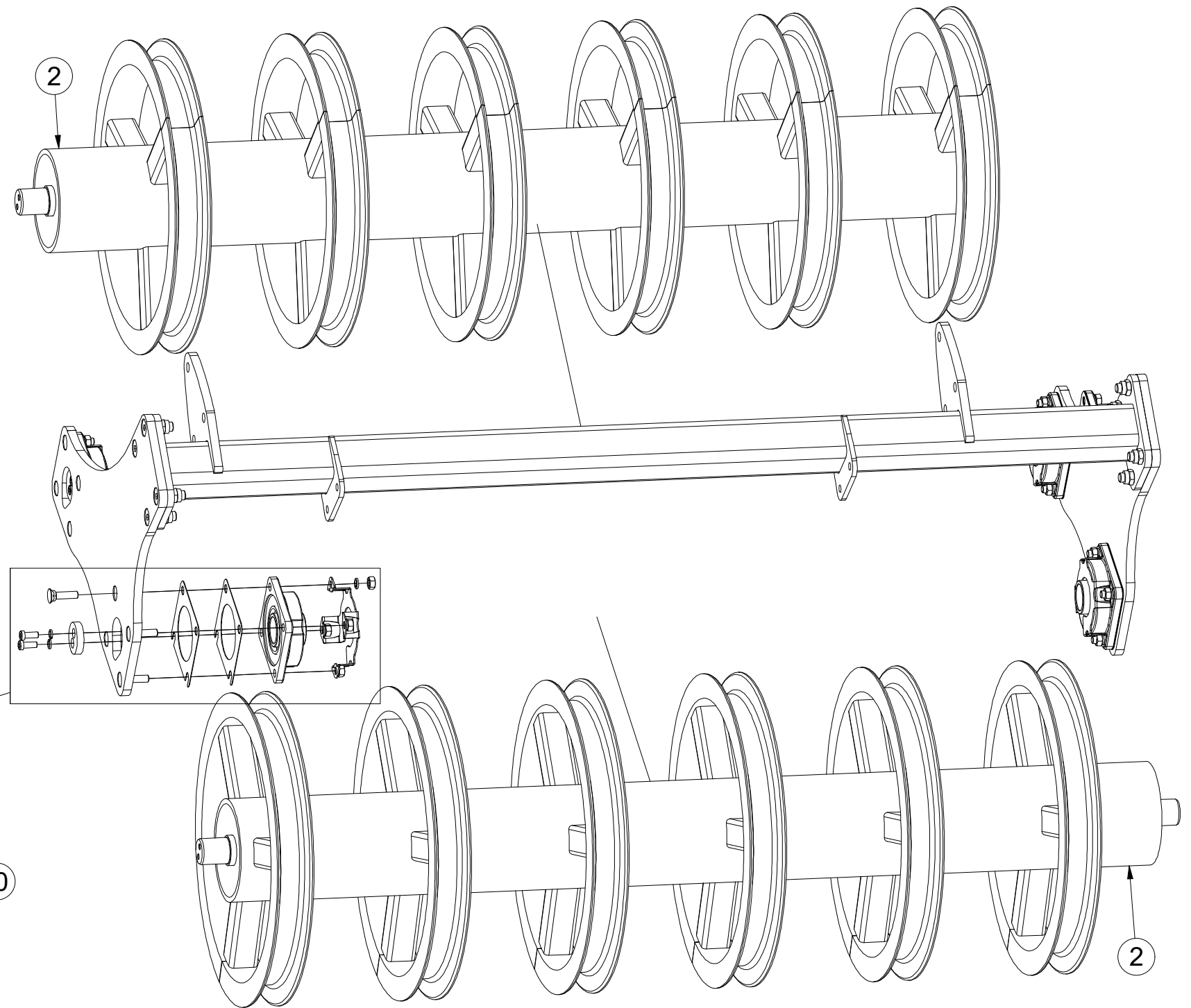
- Ⓖ SET OF REAR ROLLERS
- Ⓡ КОМПЛЕКТ ЗАДНИХ КАТКОВ
- Ⓟ ZESTAW TYLNYCH WAŁÓW



3009388



Pos.	Part Number	Pcs.
2	3008429	4
10	4017071	12
11	4017124	12
12	4016002	24
20	m10440	48
23	m17638	24
30	m01208	24
31	m03988	48
40	m01305	48
45	m18888	12

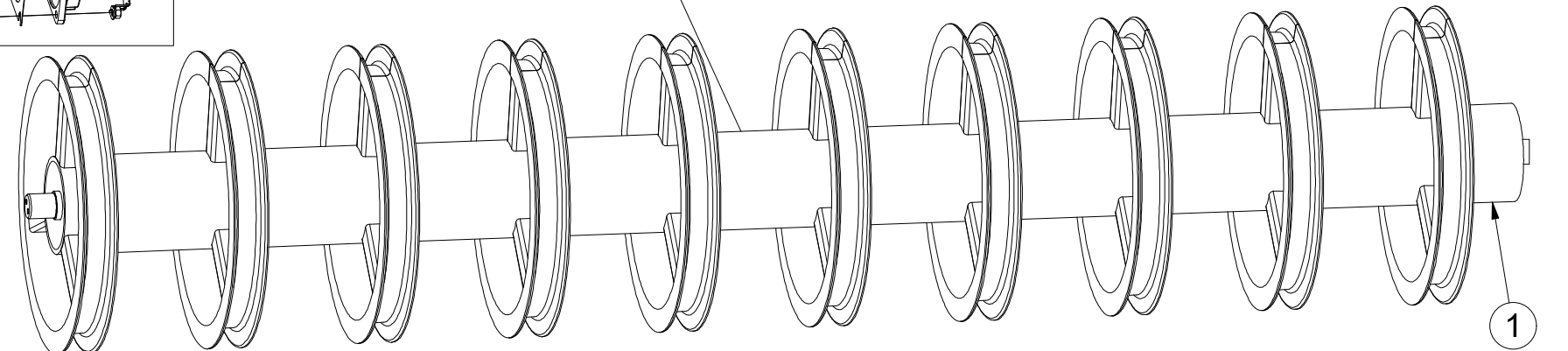
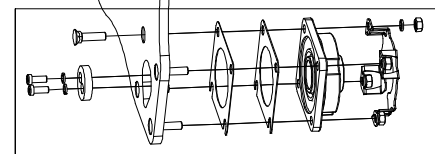
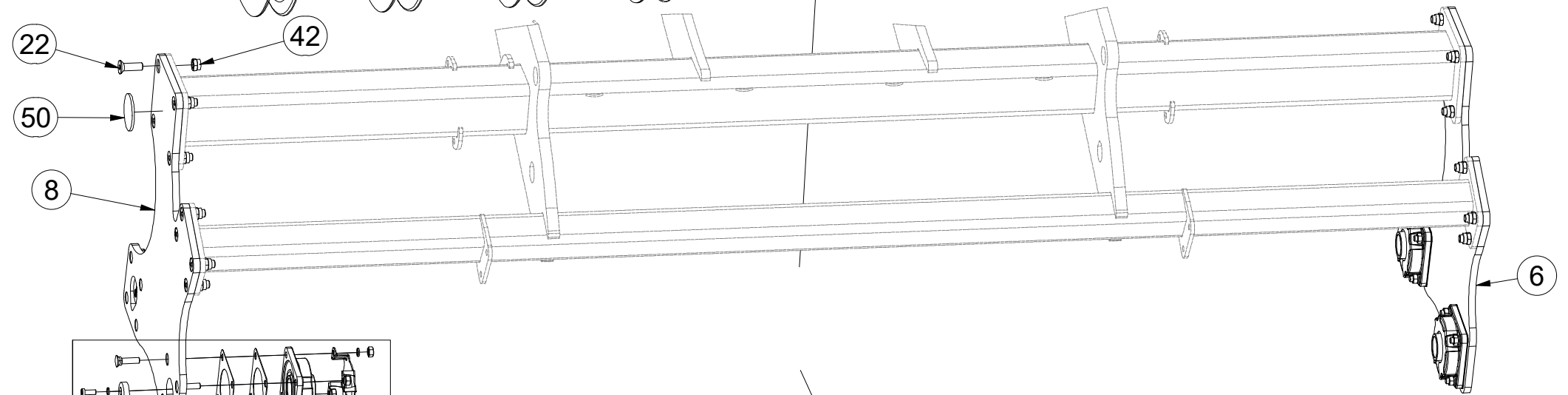
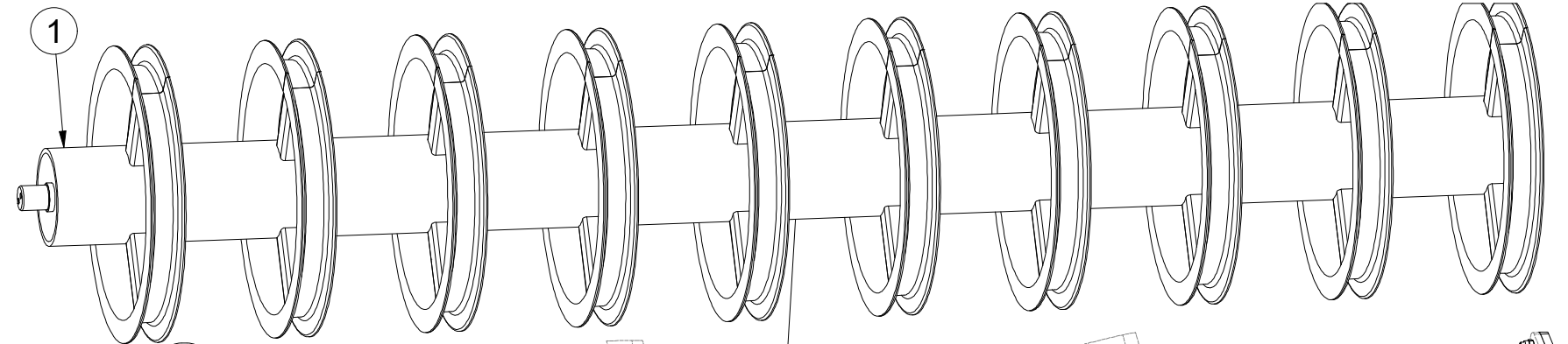
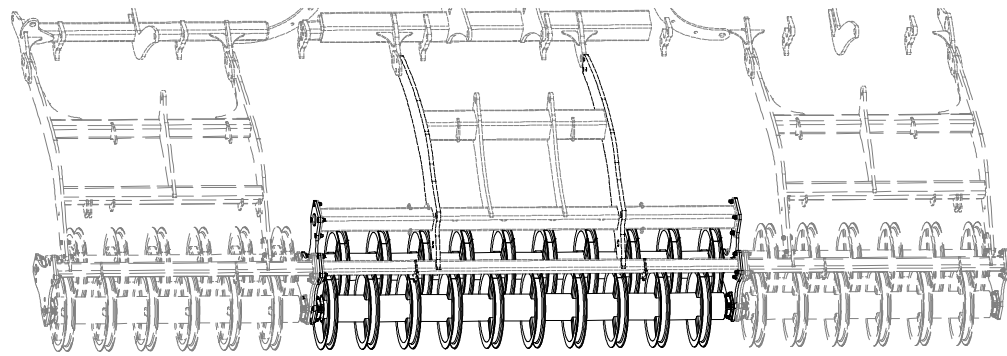


CZ SADA ZADNÍCH VÁLČŮ
 D SATZ HINTERE WALZEN
 F KIT DE ROULEAUX ARRIÈRE

GB SET OF REAR ROLLERS
 RU КОМПЛЕКТ ЗАДНИХ КАТКОВ
 PL ZESTAW TYLNYCH WAŁÓW

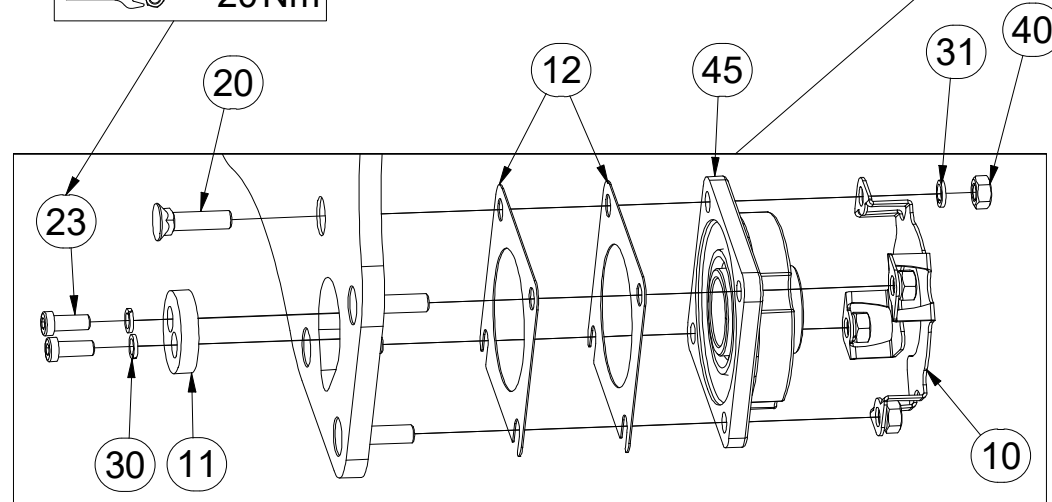


3009388



Pos.	Part Number	Pcs.	Pos.	Part Number	Pcs.
1	3008213	2	23	m17638	24
6	3009417	1	30	m01208	24
8	3009416	1	31	m03988	48
10	4017071	12	40	m01305	48
11	4017124	12	42	m13846	32
12	4016002	24	45	m18888	12
20	m10440	48	50	m02579	2
22	m14672	32			

20Nm



Ⓒ SADA NÁPRAVY

Ⓓ SATZ AUFHÄNGUNG

Ⓕ KIT DE L'ESSIEU

Ⓖ AXLE SET

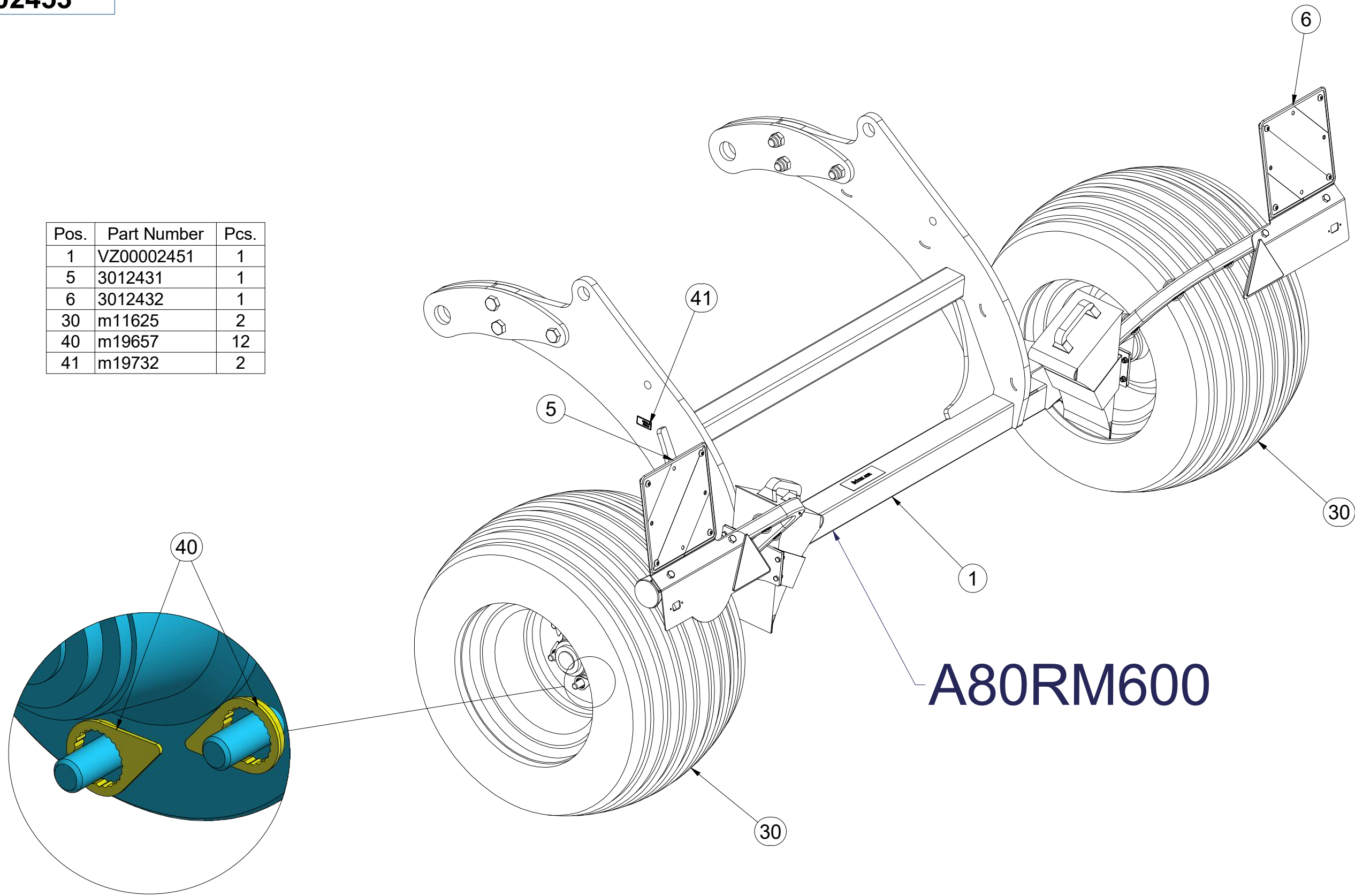
Ⓡ КОМПЛЕКТ ОСИ КОЛЁС

Ⓟ ZESTAW OSI



VZ00002453

Pos.	Part Number	Pcs.
1	VZ00002451	1
5	3012431	1
6	3012432	1
30	m11625	2
40	m19657	12
41	m19732	2



Ⓒ SADA NÁPRAVY

Ⓓ SATZ AUFHÄNGUNG

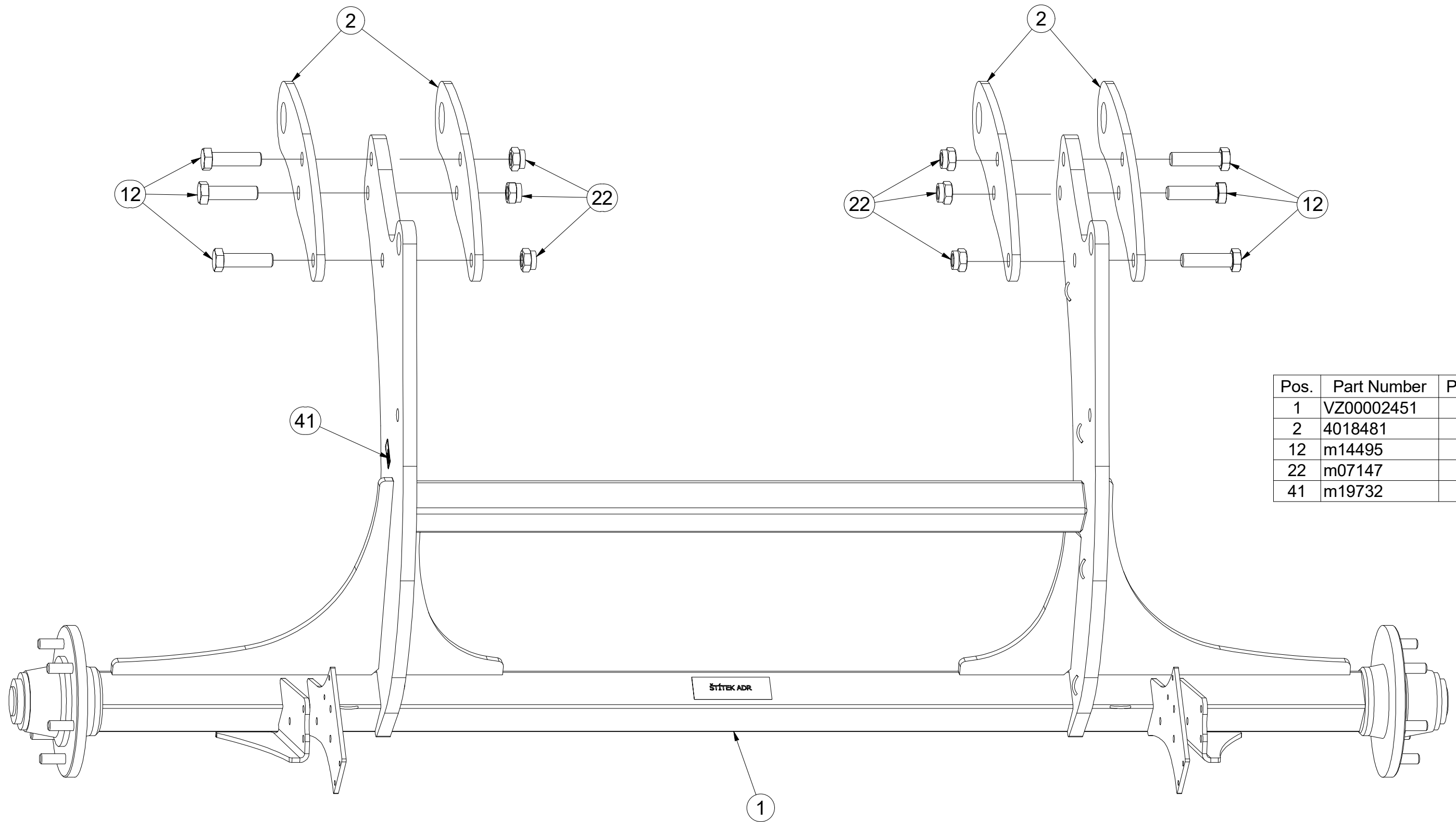
Ⓕ KIT DE L'ESSIEU

VZ00002453

Ⓒ AXLE SET

Ⓓ КОМПЛЕКТ ОСИ КОЛЁС

Ⓕ ZESTAW OSI



Pos.	Part Number	Pcs.
1	VZ00002451	1
2	4018481	4
12	m14495	6
22	m07147	6
41	m19732	2

Ⓒ SADA NÁPRAVY

Ⓓ SATZ AUFHÄNGUNG

Ⓕ KIT DE L'ESSIEU

Ⓖ AXLE SET

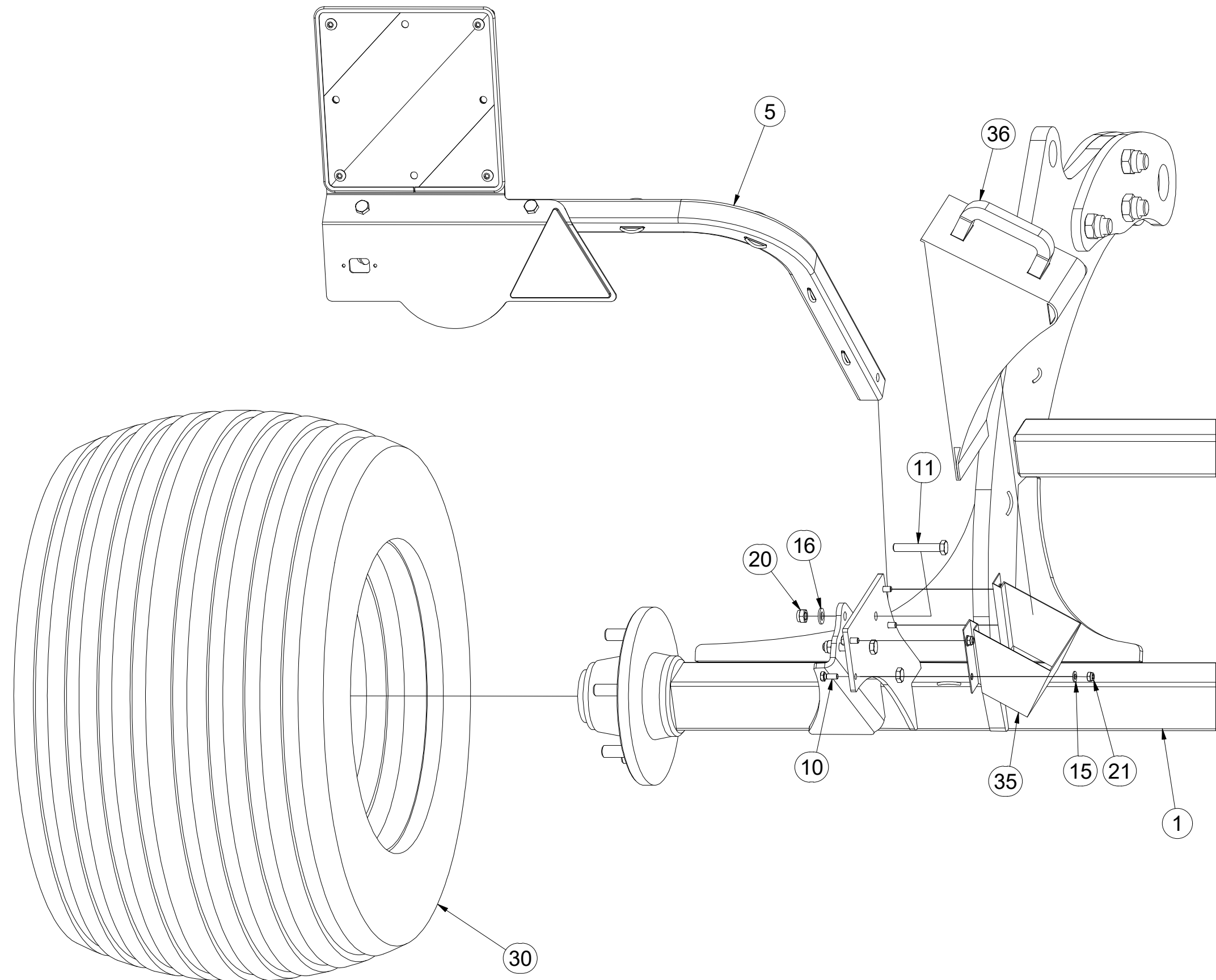
Ⓡ КОМПЛЕКТ ОСИ КОЛЁС

Ⓢ ZESTAW OSI



VZ00002453

Pos.	Part Number	Pcs.
1	VZ00002451	1
5	3012431	1
10	m01089	8
11	m12493	6
15	m01203	8
16	m01214	6
20	m04301	6
21	m04503	8
30	m11625	2
35	m12572	2
36	m16186	2



Ⓒ SADA NÁPRAVY

Ⓓ SATZ AUFHÄNGUNG

Ⓕ KIT DE L'ESSIEU

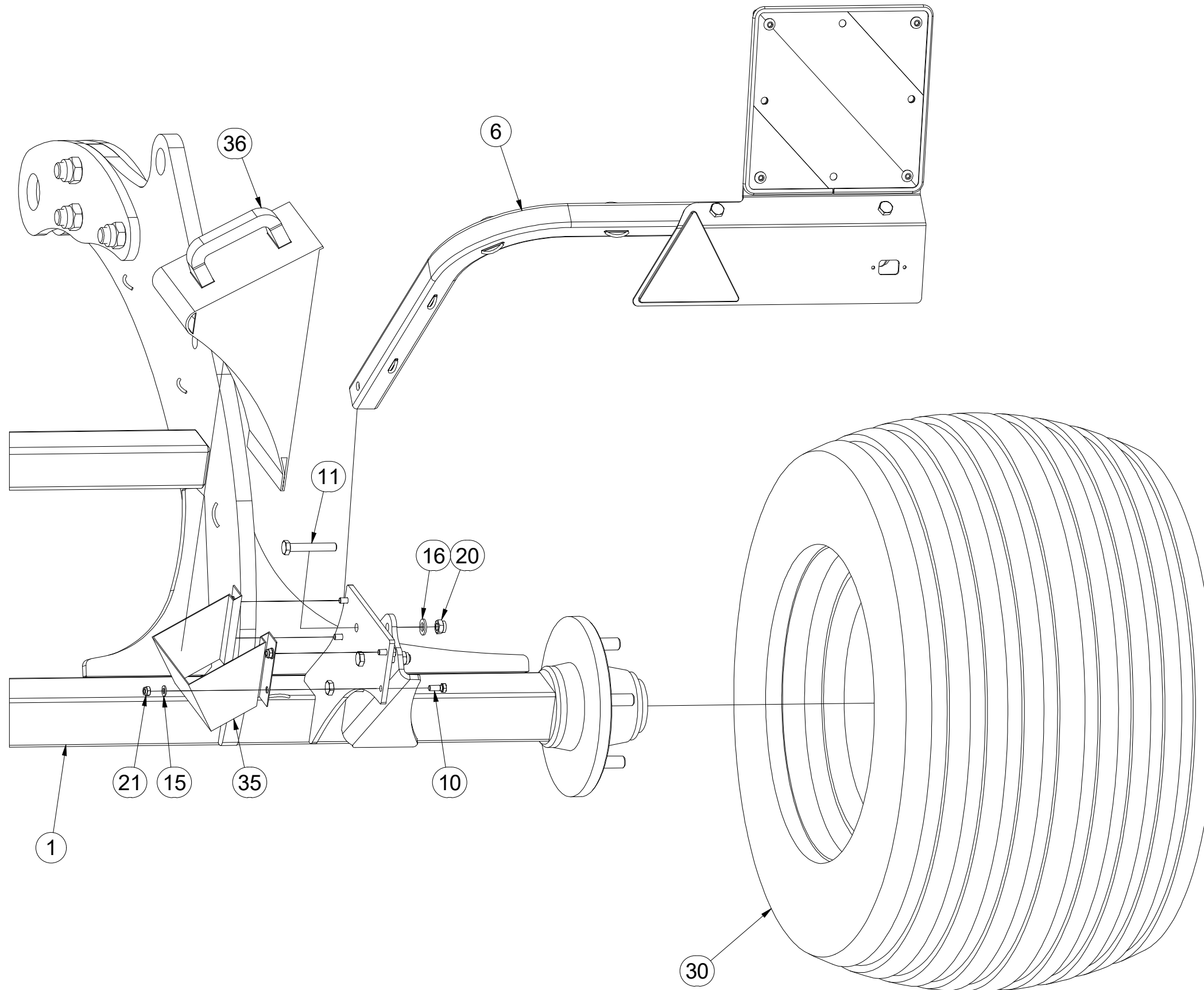
Ⓖ AXLE SET

Ⓡ КОМПЛЕКТ ОСИ КОЛЁС

Ⓢ ZESTAW OSI



VZ00002453



Pos.	Part Number	Pcs.
1	VZ00002451	1
6	3012432	1
10	m01089	8
11	m12493	6
15	m01203	8
16	m01214	6
20	m04301	6
21	m04503	8
30	m11625	2
35	m12572	2
36	m16186	2

Ⓒ NÁPRAVA

Ⓓ ACHSE

Ⓕ ESSIEU

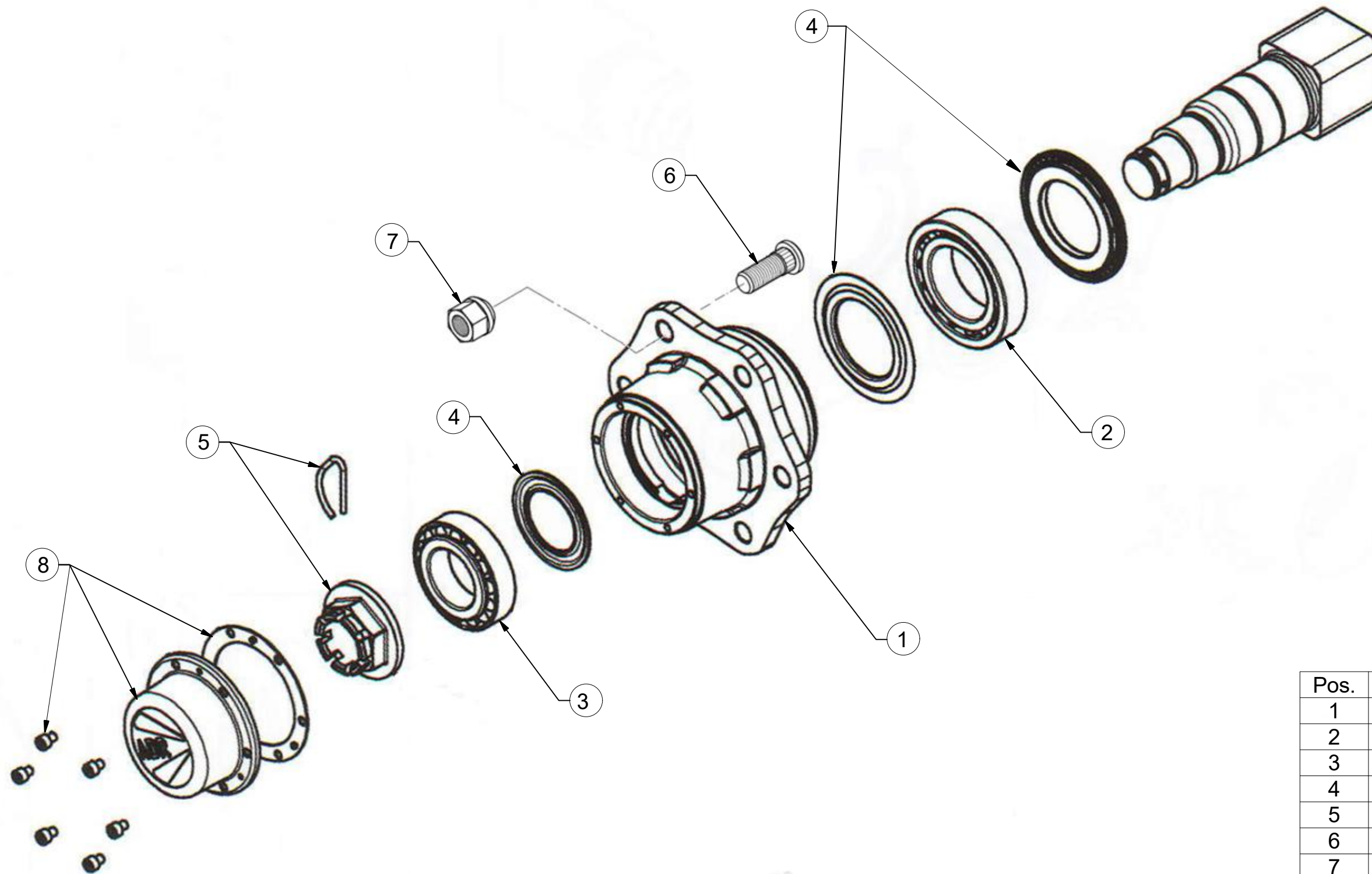
Ⓖ AXLE

Ⓡ OCB

Ⓟ OS



A80RM600



Pos.	Part Number	Pcs.
1	m12567	2
2	m07153	2
3	m07154	2
4	m12565	2
5	m08168	2
6	m08148	12
7	m08163	12
8	m12566	2

Ⓒ SADA NÁPRAVY

Ⓓ SATZ AUFHÄNGUNG

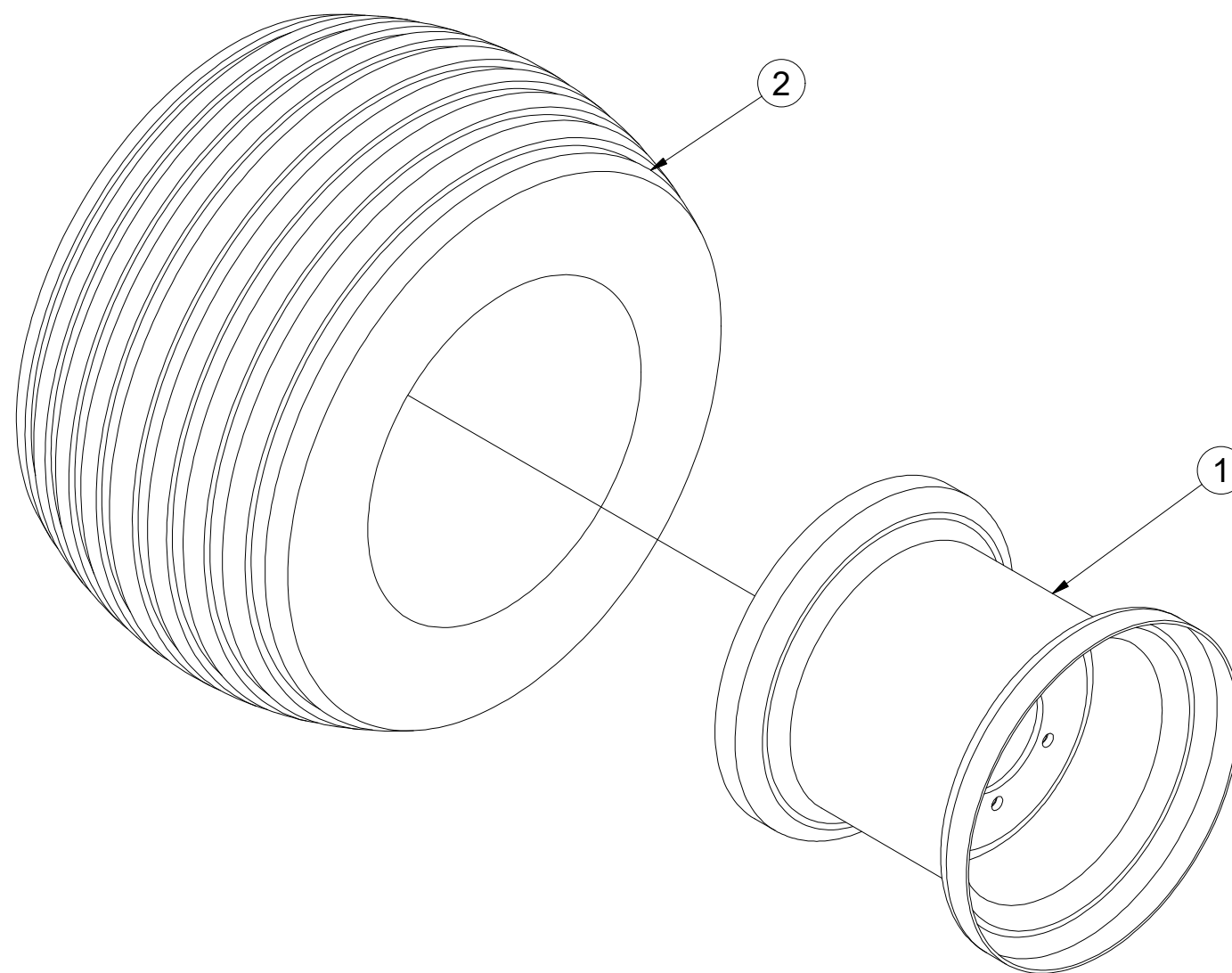
Ⓕ KIT DE L'ESSIEU

m11625

Ⓖ AXLE SET

Ⓡ КОМПЛЕКТ ОСИ КОЛЁС

Ⓟ ZESTAW OSI



Pos.	Part Number	Pcs.
1	m13089	1
2	m07707	1

ⒸZ TERČ ZADNÍ LEVÝ

Ⓓ SCHILD, HINTERES, LINKES

Ⓕ CIBLE ARRIÈRE GAUCHE

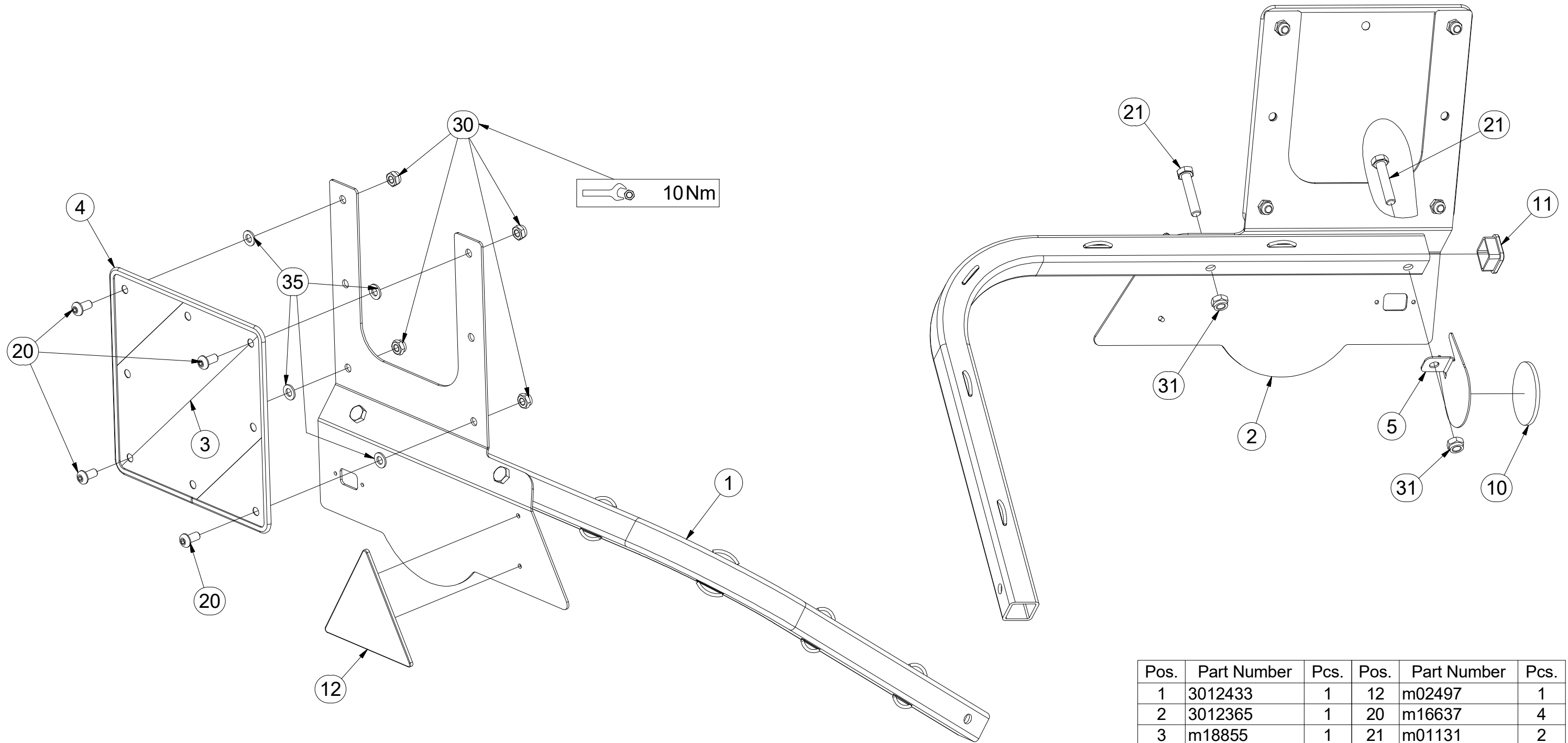
ⒼB LEFT REAR DISC

Ⓐ RU ЩИТОК ЗАДНИЙ ЛЕВЫЙ

Ⓐ PL TARCZA TYLNA LEWA



3012431



Pos.	Part Number	Pcs.	Pos.	Part Number	Pcs.
1	3012433	1	12	m02497	1
2	3012365	1	20	m16637	4
3	m18855	1	21	m01131	2
4	9005707	1	30	m03775	4
5	4024926	1	31	m04301	2
10	m02579	1	35	m01209	4
11	m12689	1			

ⒸZ TERČ PŘEDNÍ PRAVÝ

Ⓓ SCHILD, VORDERES, RECHTES

Ⓕ CIBLE AVANT DROITE

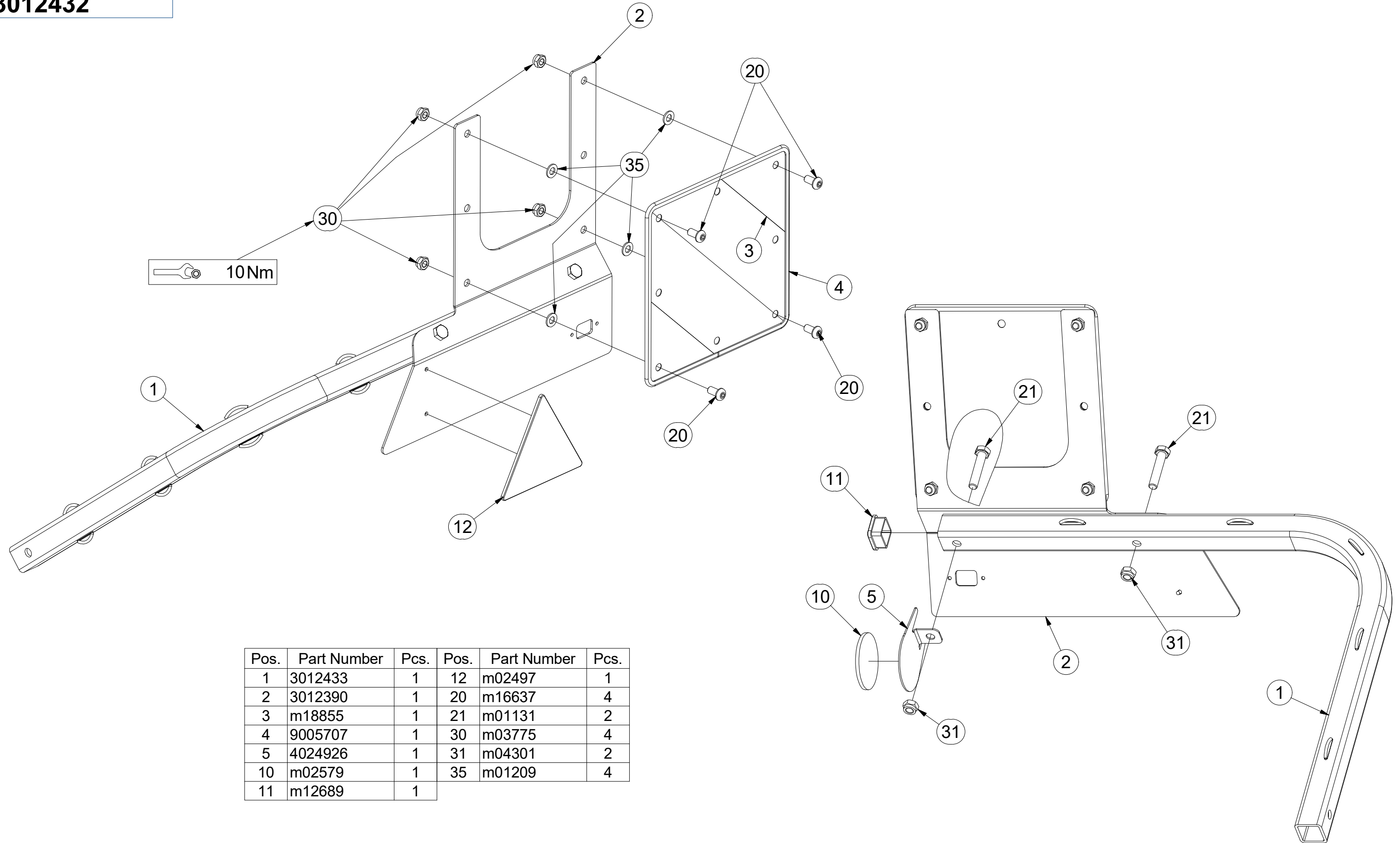
ⒸB RIGHT FRONT DISC

ⒸU ЩИТОК ПЕРЕДНИЙ ПРАВЫЙ

ⒸL TARCZA PRZEDNIA PRAWA



3012432



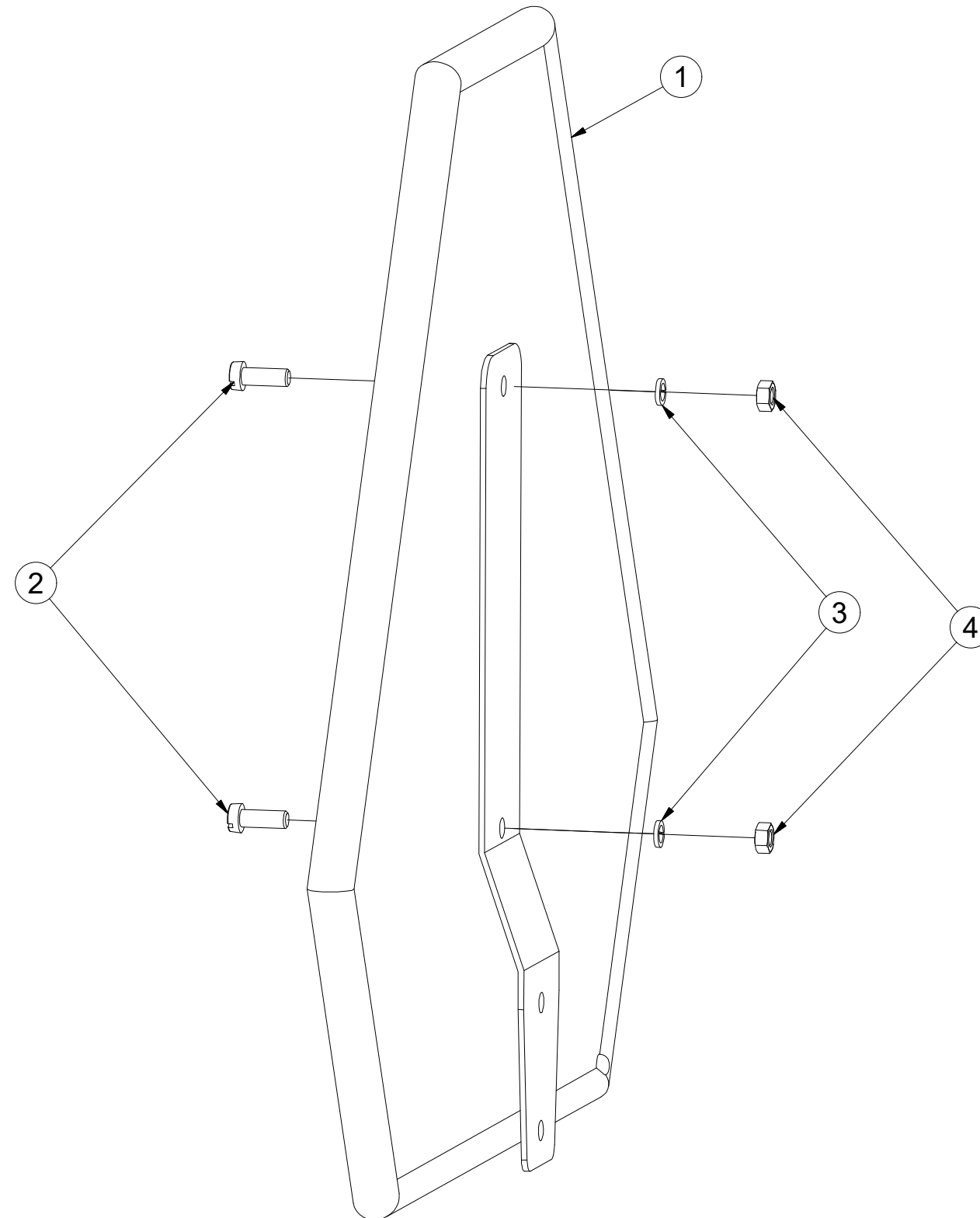
Pos.	Part Number	Pcs.	Pos.	Part Number	Pcs.
1	3012433	1	12	m02497	1
2	3012390	1	20	m16637	4
3	m18855	1	21	m01131	2
4	9005707	1	30	m03775	4
5	4024926	1	31	m04301	2
10	m02579	1	35	m01209	4
11	m12689	1			

ⒸZ VÝSTRAŽNÝ TROJÚHELNÍK
Ⓓ WARNDREIECK
Ⓕ TRIANGLE D'AVERTISSEMENT

ⒼB EMERGENCY TRIANGLE
Ⓔ RU 3НАК АВАРИЙНОЙ ОСТАНОВКИ
Ⓕ PL TRÓJKĄT OSTRZEGAWCZY



3001210



Pos.	Part Number	Pcs.
1	m05371	1
2	m11759	2
3	m01200	2
4	m01295	2

Ⓒ PÍSTNICE 100/50-150

Ⓓ KOLBENSTANGE 100/50-150

Ⓕ TIGE DE PISTON 100/50-150

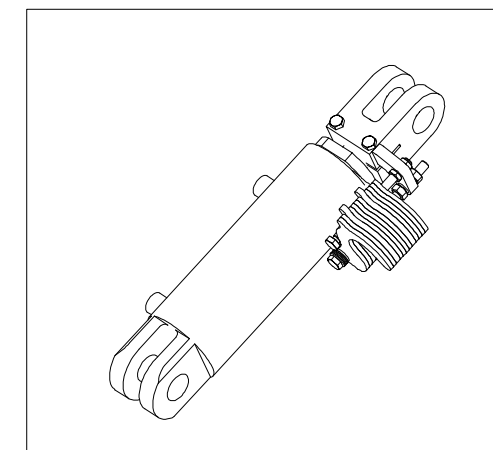
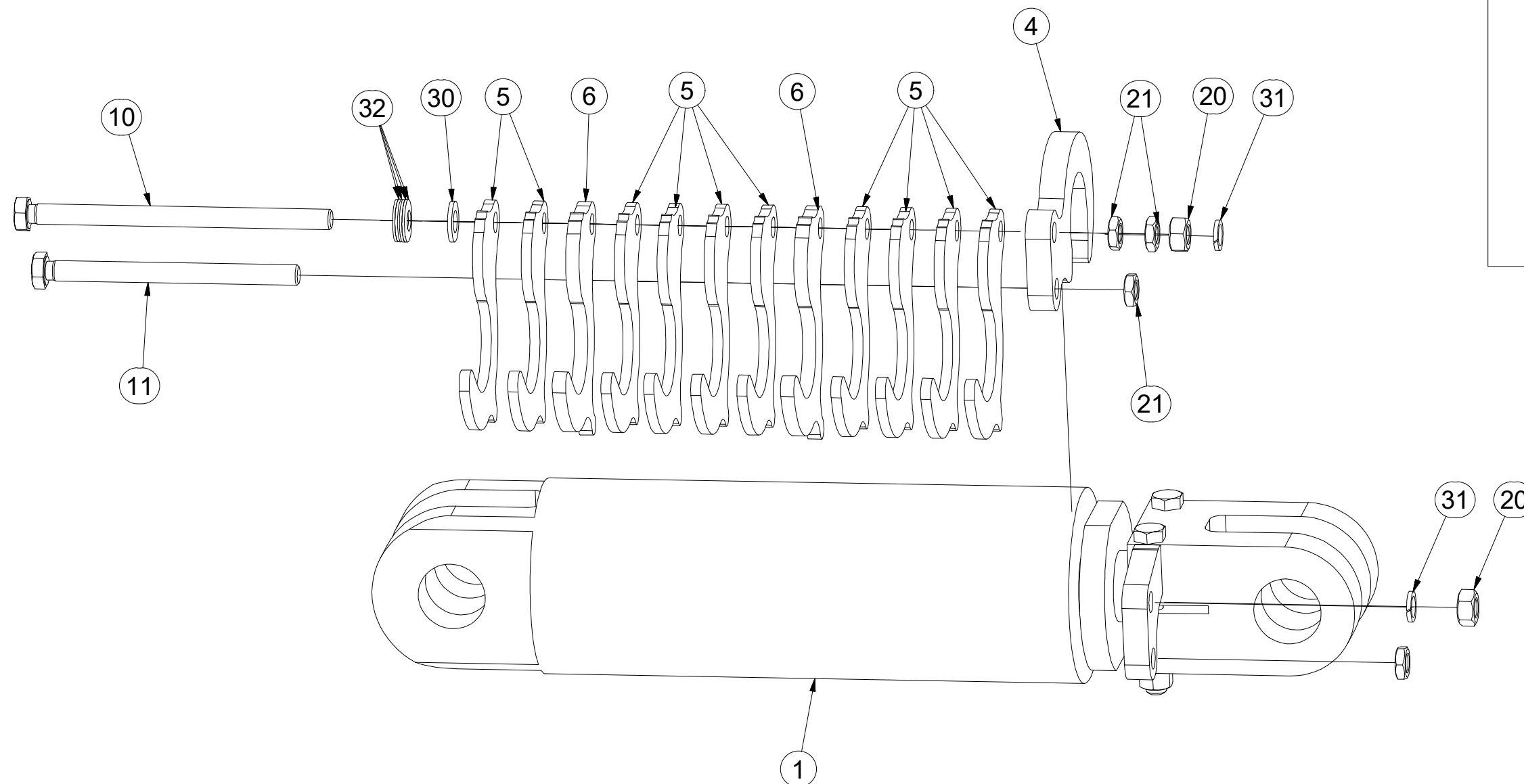
Ⓒ PISTON ROD 100/50-150

Ⓔ ЦИЛИНДР 100/50-150

Ⓗ TRZPIEŃ TŁOKA 100/50-150



4019013



Pos.	Part Number	Pcs.
1	m16592	1
4	4019014	1
5	4017581	10
6	4019015	2
10	m15920	1
11	m14502	1
20	m01305	2
21	m14233	4
30	m01214	1
31	m03988	2
32	m17728	4

Ⓒ PÍSTNICE 80/45-150

Ⓓ KOLBENSTANGE 80/45-150

Ⓕ TIGE DE PISTON 80/45-150

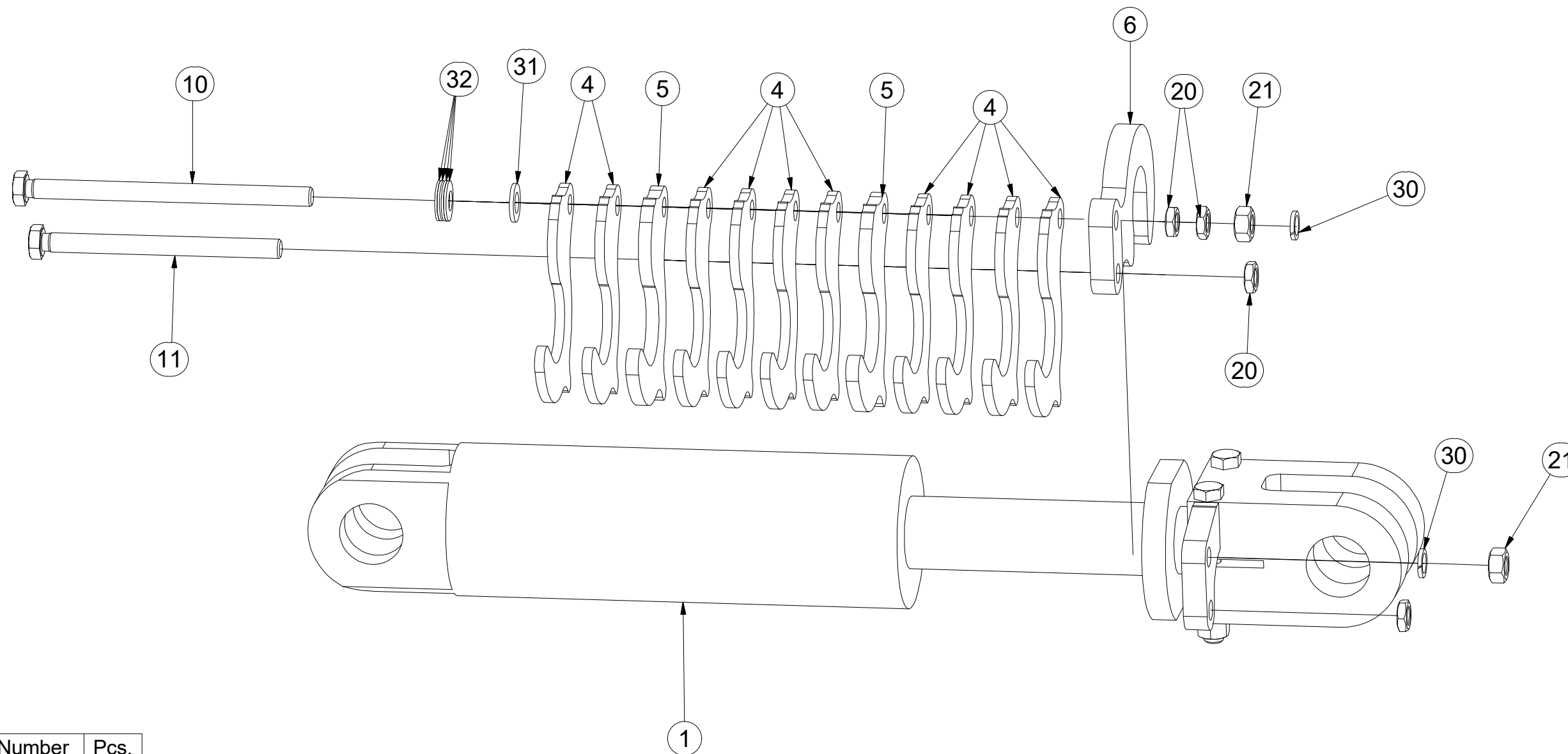
Ⓖ PISTON ROD 80/45-150

Ⓡ ЦИЛИНДР 80/45-150

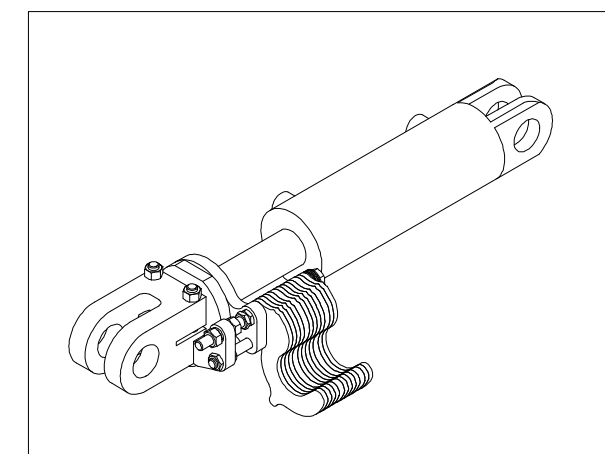
Ⓟ TRZPIEŃ TŁOKA 80/45-150



4019016

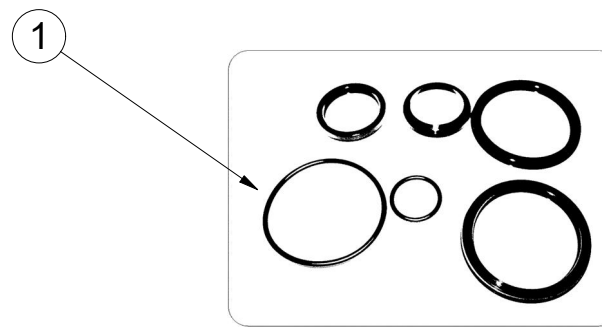
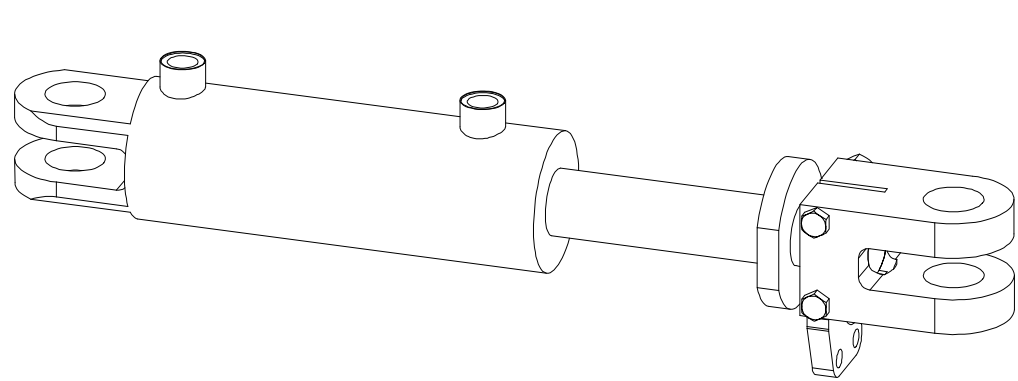


Pos.	Part Number	Pcs.
1	m16590	1
4	4019019	10
5	4019020	2
6	4019018	1
10	m15920	1
11	m14502	1
20	m14233	4
21	m01305	2
30	m03988	2
31	m01214	1
32	m17728	4

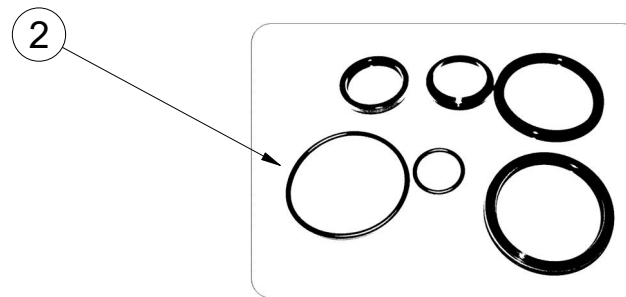
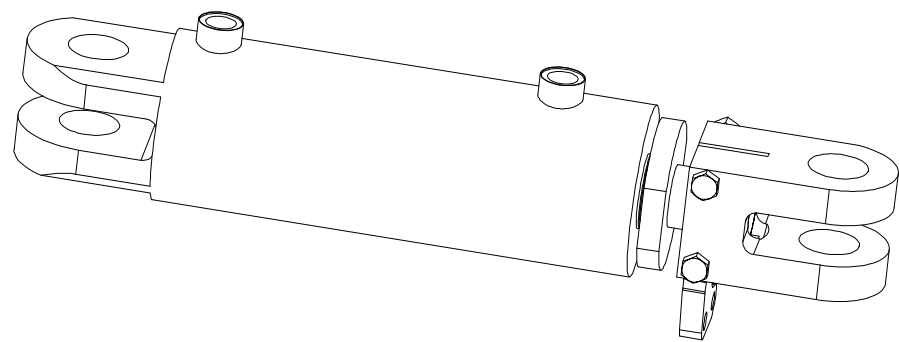


- Ⓒ CZ SOUPRAVA TĚSNIVA PÍSTNIC
- Ⓓ D KOLBENSTANGENDICHTUNGSMITTELSATZ
- Ⓕ F SET DE GARNITURE DES TIGES DE PISTON

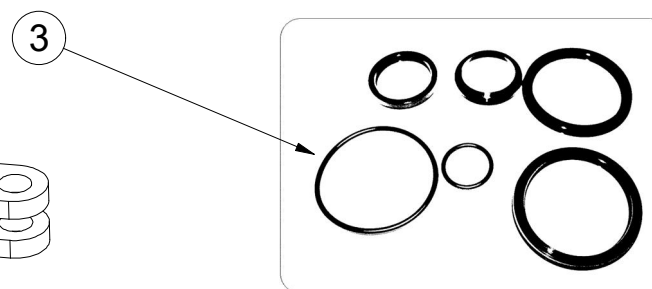
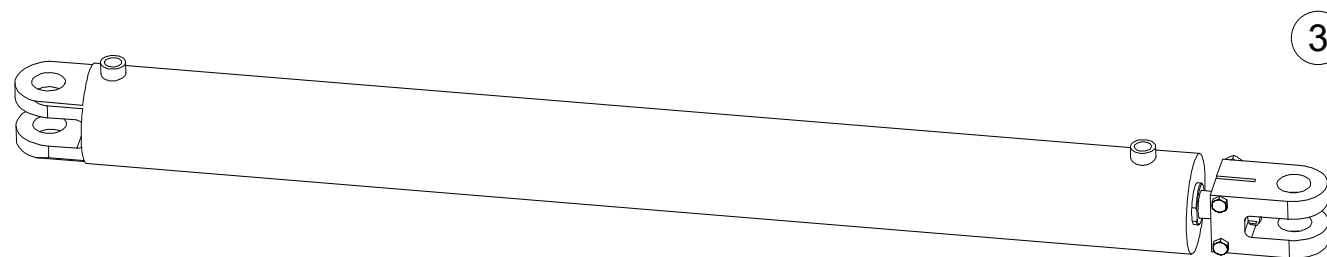
- Ⓖ GB SEALING SET FOR PISTON RODS
- Ⓡ RU КОМПЛЕКТ ПРОКЛАДОК ЦИЛИНДРОВ
- Ⓟ PL ZESTAW USZCZELEK TRZPIENIA TŁOKA



m16590 - Ø85/Ø45-150		
Pos	Part number	Pcs
1		2



m16592 - Ø100/Ø50-150		
Pos	Part number	Pcs
2		2



m17360 - Ø100/Ø50-1190		
Pos	Part number	Pcs
3		4

Ⓒ SAMOLEPKY STROJE

Ⓓ AUFKLEBER MASCHINEN

Ⓕ VOITURE MACHINES

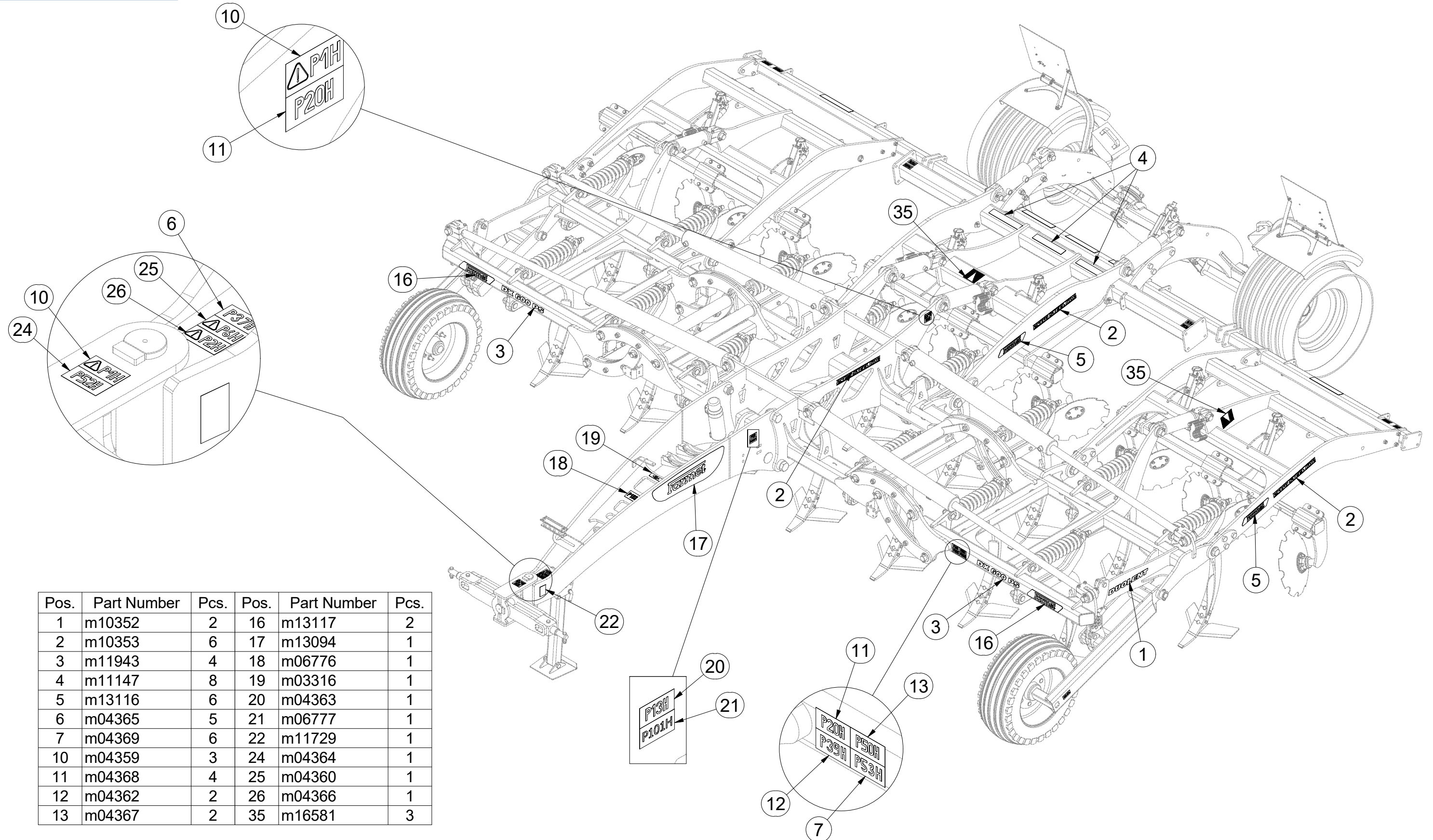
Ⓖ STICKERS MACHINES

Ⓡ СТИКЕРЫ МАШИНЫ

Ⓟ NAKLEJKI MASZYNY



8000789-30026



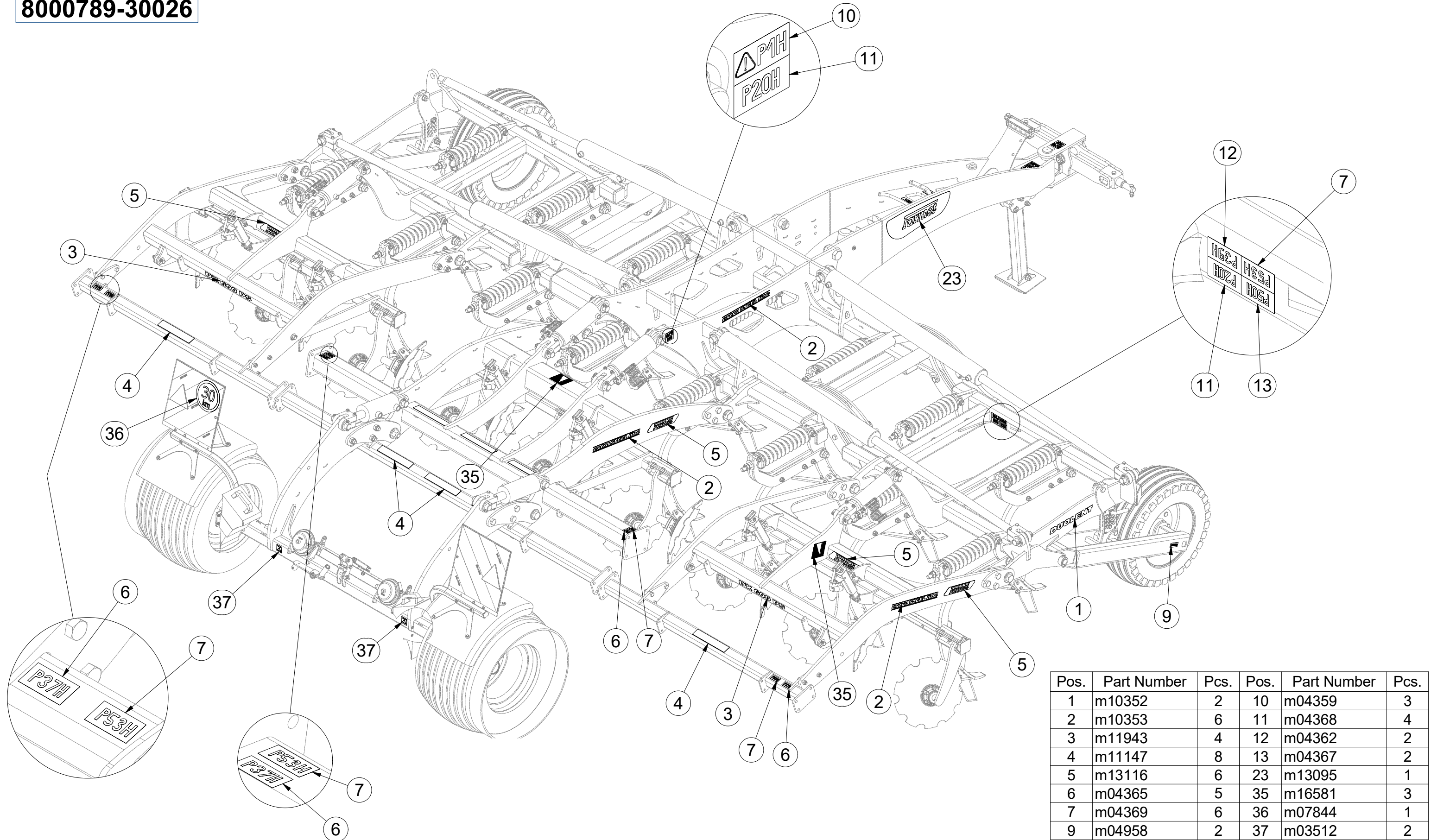
Pos.	Part Number	Pcs.	Pos.	Part Number	Pcs.
1	m10352	2	16	m13117	2
2	m10353	6	17	m13094	1
3	m11943	4	18	m06776	1
4	m11147	8	19	m03316	1
5	m13116	6	20	m04363	1
6	m04365	5	21	m06777	1
7	m04369	6	22	m11729	1
10	m04359	3	24	m04364	1
11	m04368	4	25	m04360	1
12	m04362	2	26	m04366	1
13	m04367	2	35	m16581	3

CZ SAMOLEPKY STROJE
 D AUFKLEBER MASCHINEN
 F VOITURE MACHINES

GB STICKERS MACHINES
 RU СТИКЕРЫ МАШИНЫ
 PL NAKLEJKI MASZYNY



8000789-30026



Pos.	Part Number	Pcs.	Pos.	Part Number	Pcs.
1	m10352	2	10	m04359	3
2	m10353	6	11	m04368	4
3	m11943	4	12	m04362	2
4	m11147	8	13	m04367	2
5	m13116	6	23	m13095	1
6	m04365	5	35	m16581	3
7	m04369	6	36	m07844	1
9	m04958	2	37	m03512	2

Ⓒ SVĚTELNÁ SADA

Ⓓ LEUCHTENSATZ

Ⓕ KIT LUMINEUX

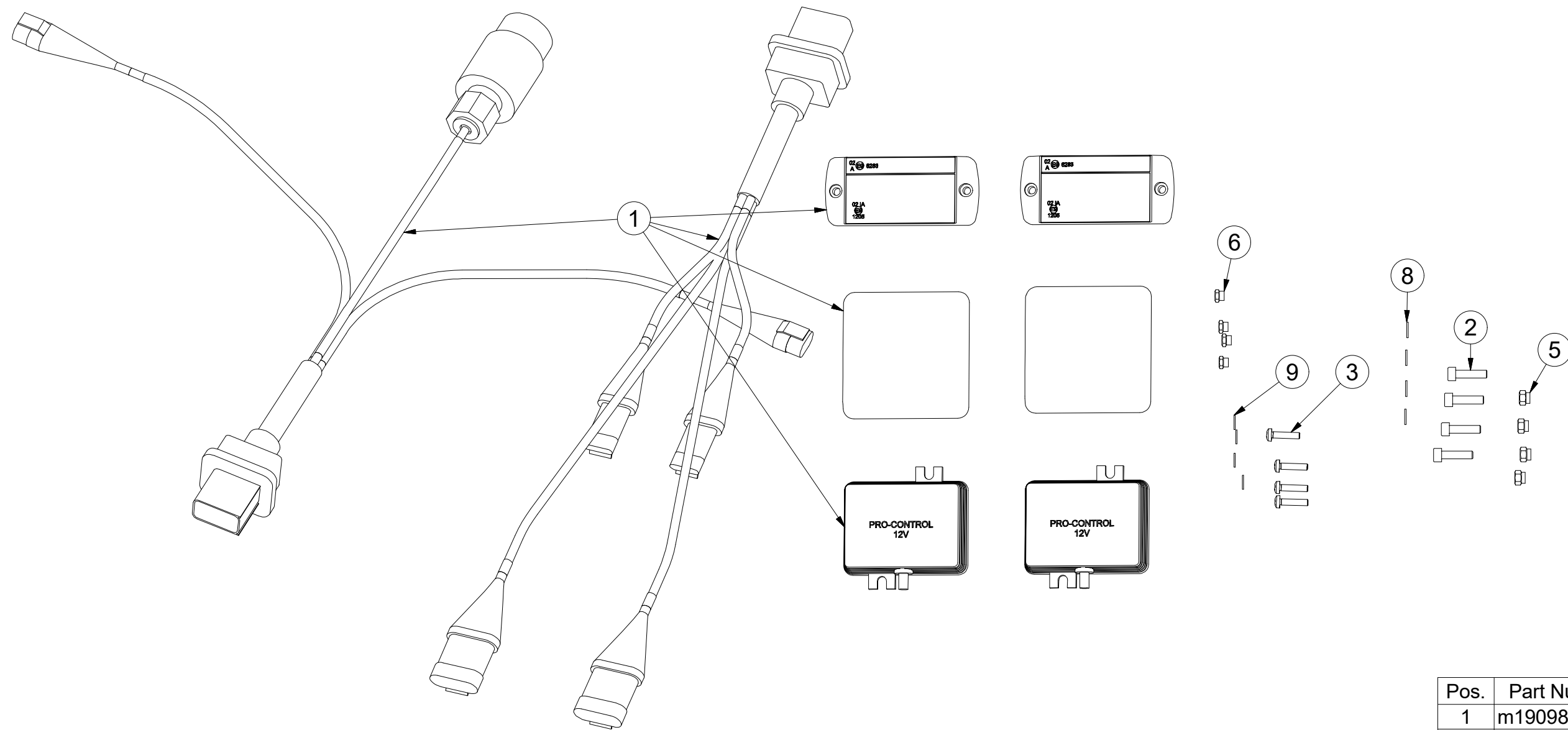
Ⓖ LIGHTING SET

Ⓡ ОСВЕТИТЕЛЬНЫЙ КОМПЛЕКТ

Ⓟ ZESTAW OŚWIETLENIA



3012529



Pos.	Part Number	Pcs.
1	m19098	1
2	m10591	4
3	m15790	4
5	m06236	4
6	m05562	4
8	m04164	4
9	m05597	4

Ⓒ SVĚTELNÁ SADA

Ⓓ LEUCHTENSATZ

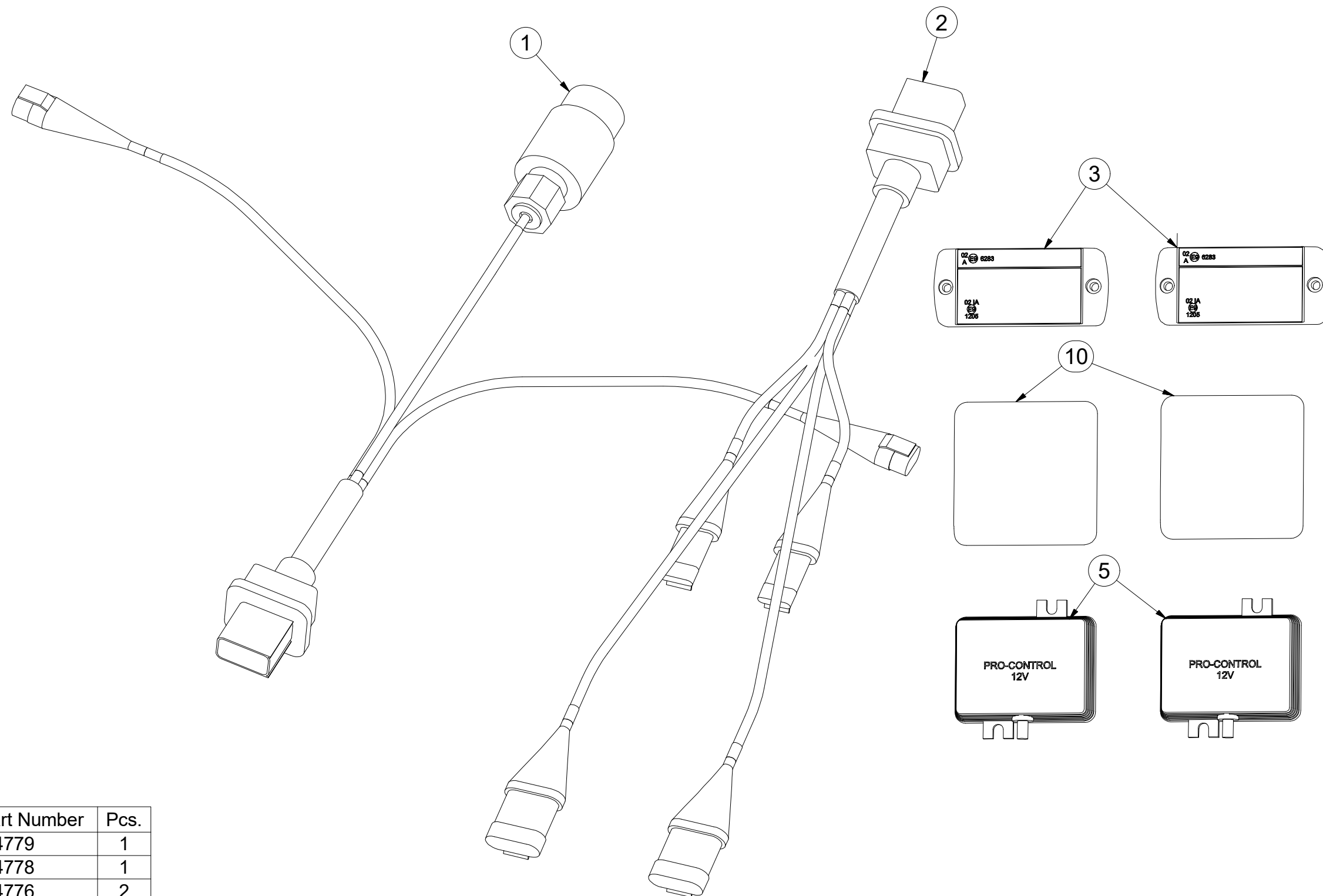
Ⓕ KIT LUMINEUX

m19098

Ⓖ LIGHTING SET

Ⓡ ОСВЕТИТЕЛЬНЫЙ КОМПЛЕКТ

Ⓟ ZESTAW OŚWIETLENIA



Pos.	Part Number	Pcs.
1	m14779	1
2	m14778	1
3	m14776	2
5	m14777	2
10	m19044	2

- Ⓒ UTAHOVACÍ MOMENTY ŠROUBŮ
 Ⓓ ANZUGMOMENTE VON SCHRAUBEN
 Ⓕ COUPLES DE SERRAGE DES VIS

- Ⓖ SCREW TIGHTENING TORQUE
 Ⓔ МОМЕНТЫ ЗАЖАТИЯ БОЛТОВ
 Ⓗ MOMENTY DOKRĘCANIA ŚRUB



P		5.8	8.8	10.9	12.9
D	R	Mu	Mu	Mu	Mu
mm	mm	Nm	Nm	Nm	Nm
M 6	1	6	9	13	15
M 8	1,25	14	22	32	38
M10	1,5	29	44	64	75
M12	1,75	49	76	111	130
M14	2	79	120	176	206
M16	2	123	188	276	323
M18	2,5	169	257	378	443
M20	2,5	239	365	536	628
M22	2,5	329	529	738	864
M24	3	413	629	924	1082
M27	3	613	934	1372	1606
M30	3,5	832	1267	1862	2179
M33	3,5	1130	1723	2530	2961
M36	4	1451	2210	3246	3799
M39	4	1885	2872	4217	4936
M42	4,5	2322	3538	5196	6080
M45	4,5	2909	4433	6511	7619
M48	5	3513	5353	7862	9200
M52	5	4524	6895	10126	11849
M56	5,5	5636	8589	12614	14761

- Mu - Ⓒ UTAHOVACÍ MOMENT Ⓖ TIGHTENING TORQUE
 Ⓓ ANZUGMOMENT Ⓔ МОМЕНТ ЗАЖАТИЯ
 Ⓕ COUPLE DE SERRAGE Ⓗ MOMENT DOKRĘCANIA
 D - Ⓒ JMENOVITÝ PRŮMĚR Ⓖ NOMINAL DIAMETER
 Ⓓ NENNDURCHMESSER Ⓔ НОМИНАЛЬНЫЙ ДИАМЕТР
 Ⓕ DIAMETRE NOMINAL Ⓗ ŚREDNICA NOMINALNA
 R - Ⓒ ROZTEČ ZÁVITU - STOUPÁNÍ Ⓖ SCREW PITCH – LEAD
 Ⓓ GEWINDESTEIGUNG Ⓔ ШАГ РЕЗЬБЫ
 Ⓕ PAS DE FILET - PAS Ⓗ ROZSTAW GWINTU - SKOKI
 P - Ⓒ PEVNOST Ⓖ STRENGTH
 Ⓓ FESTIGKEIT Ⓔ ПРОЧНОСТЬ
 Ⓕ RÉSISTANCE Ⓗ WYTRZYMAŁOŚĆ


- Ⓒ Šroubové spoje utahujte dle vyznačeného utahovacího momentu v dokumentaci. Pokud není utahovací moment v dokumentaci vyznačen, utahujte dle obecné tabulky. Pokud je v dokumentaci definován spoj ze šroubu a matice o různých pevnostech, vždy utahujte na moment komponenty s nižší pevností.
- Ⓓ Ziehen Sie die Schraubverbindungen gemäß dem in der Dokumentation festgeschriebenen Anzugsmoments an. Sofern das Anzugsmoment nicht in der Dokumentation aufgeführt ist, ziehen Sie sie gemäß der allgemeinen Tabelle an. Wenn in der Dokumentation eine Verbindung von Schraube und Mutter mit verschiedenen Festigkeiten definiert ist, wird immer mit dem Moment des Bauteils mit der geringeren Festigkeit angezogen.
- Ⓕ Serrez les raccords à vis selon le couple de serrage indiqué dans les documents. Si le couple de serrage n'est pas indiqué dans les documents, serrez selon le tableau général. Si les documents définissent un assemblage par boulon de diverses résistances, serrez toujours au moment de la composante avec résistance inférieure.
- Ⓖ Tighten the screw joints according to the tightening torque stated in the documentation. If the tightening torque is not stated in the documentation, tighten according to the general table. If there is a joint with a screw and a nut at different strengths in the documentation, always tighten to the torque of the component with lower strength.
- Ⓔ Резьбовые соединения зажимайте с установленным в документации моментом зажатия. Если в документации не указан момент зажатия, то зажимайте по действующей в общем таблице. Если в документации установлено соединение из болта и гайки различной прочности, всегда зажимайте с моментом для компонента с меньшей прочностью.
- Ⓗ Połączenia śrubowe należy dokręcać zgodni z momentem obrotowym w dokumentacji. Jeśli w dokumentacji nie ma podanego momentu obrotowego, należy dokręcać zgodnie z ogólną tabelą. Jeśli w dokumentacji zdefiniowane jest połączenie ze śrubą i nakrętką o różnych wytrzymałościach, zawsze należy dokręcać zachowując moment dokręcania komponentu z niższą wytrzymałością.

- Ⓒ UTAHOVACÍ MOMENTY ŠROUBŮ
 Ⓓ ANZUGMOMENTE VON SCHRAUBEN
 Ⓕ COUPLES DE SERRAGE DES VIS

- Ⓖ SCREW TIGHTENING TORQUE
 Ⓔ МОМЕНТЫ ЗАЖАТИЯ БОЛТОВ
 Ⓟ MOMENTY DOKRĘCANIA ŚRUB



- Ⓒ **OBECNÝ PŘEDPIS UTAHOVÁNÍ ZAJIŠTĚNÍ ČEPOVÝCH SPOJŮ:**
 Ⓓ **ALLGEMEINE VORSCHRIFT FÜR DAS ANZIEHEN VON BOLZENVERBINDUNGEN:**
 Ⓕ **CONSIGNE GENERALE POUR LE SERRAGE DES ARTICULATIONS CYLINDRIQUES:**
 Ⓖ **GENERAL INSTRUCTION FOR TIGHTENING THE SECURING OF PIN JOINTS:**
 Ⓔ **ОБЩЕЕ ОПИСАНИЕ ЗАЖАТИЯ ПРЕДОХРАНЕНИЯ СОЕДИНЕНИЙ ПАЛЬЦАМИ:**
 Ⓟ **OGÓLNE ZASADY DOKRĘCANIA ZABEZPIECZENIA POŁĄCZEŃ CZOPEM:**



X	M
M8, M10, M12	09-15Nm
M14	15-25Nm

- | | | | |
|------------------------|------------------|-------------------------|-------------------------|
| X - Ⓒ ROZMĚR ŠROUBU | Ⓖ BOLT DIMENSION | M - Ⓒ ORIENTAČNÍ MOMENT | Ⓖ ORIENTATION TORQUE |
| Ⓓ SCHRAUBENGRÖSSE | Ⓔ РАЗМЕР БОЛТА | Ⓓ ANZUGSMOMENT | Ⓔ ОПИЕНТАЦИОННЫЙ МОМЕНТ |
| Ⓕ DIMENSIONS DE LA VIS | Ⓟ ROZMIAR ŚRUBY | Ⓕ COUPLE D'ORIENTATION | Ⓟ ORIENTACYJNY MOMENT |

- Ⓒ Tyto spoje není nutné ověřovat kontrolou momentovým klíčem = stačí vizuálně kontrolovat sešroubování.
 Ⓓ Diese Verbindungen müssen nicht mit einem Drehmomentschlüssel überprüft werden = es genügt, die Verschraubung visuell zu kontrollieren.
 Ⓕ Il n'est pas nécessaire de contrôler le serrage à l'aide d'une clé dynamométrique = un contrôle visuel de l'assemblage suffit.
 Ⓖ These joints do not have to be verified by checking with a torque wrench = visual inspection of bolting is sufficient.
 Ⓔ Эти соединения не нужно контролировать динамометрическим ключом = достаточно визуально проверять прикручивание.
 Ⓟ Nie trzeba sprawdzać tych połączeń kluczem dynamometrycznym = wystarczy wizualnie skontrolować dokręcenie.