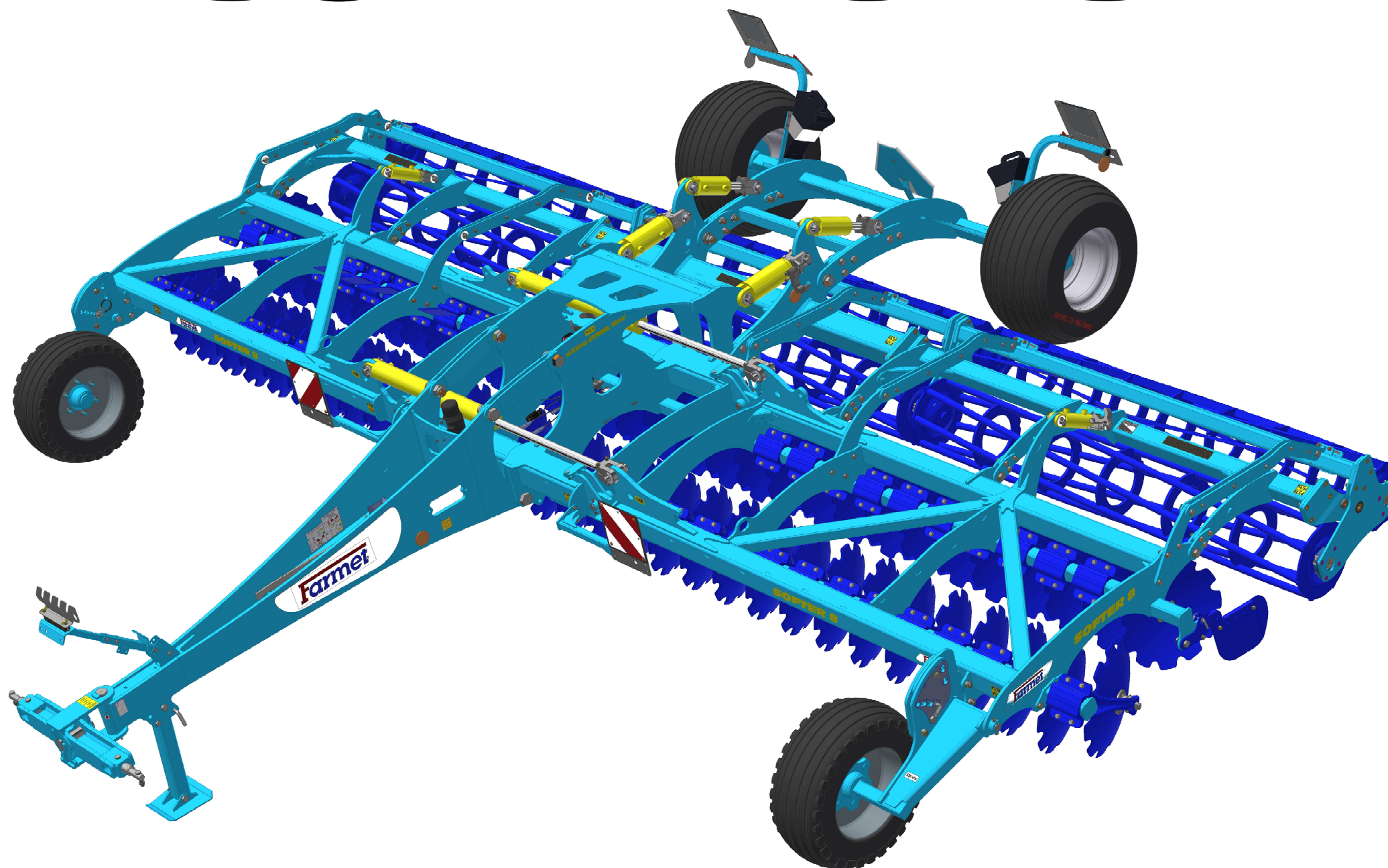


The effective technology

Farmet®

ⒸZ KATALOG NÁHRADNÍCH DÍLŮ ⒸB CATALOGUE OF SPARE PARTS ⒸD ERSATZTEILLISTE
ⒸRU КАТАЛОГ ЗАПАСНЫХ ЧАСТЕЙ ⒸF CATALOGUE DES PIÈCES DE RECHANGE ⒸPL KATALOG CZĘŚCI ZAMIENNYCH

SOFTER 8 PS



ⒸZ Platnost pro vrcholové | výrobní číslo stroje ⒸB Validity for the top | serial number of the machine
ⒸD Gültigkeit für die Haupt- | Herstellungsnummer der Maschine ⒸRU Действительно для главного | заводского номера машины
ⒸF Validité du numéro de référence | de série de la machine ⒸPL Obowiązuje dla numeru głównego | seryjnego maszyny

9316657 | 2020/0411

Farmet a. s.
Jiřinková 276
552 03 Česká Skalice, CZ

telefon: +420 491 450 111
fax: +420 491 450 136
GSM: +420 774 715 738

IČ: 46504931
DIČ: CZ46504931

web: www.farmet.cz
e-mail: farmet@farmet.cz

ⒸZ NAVIGACE STROJE

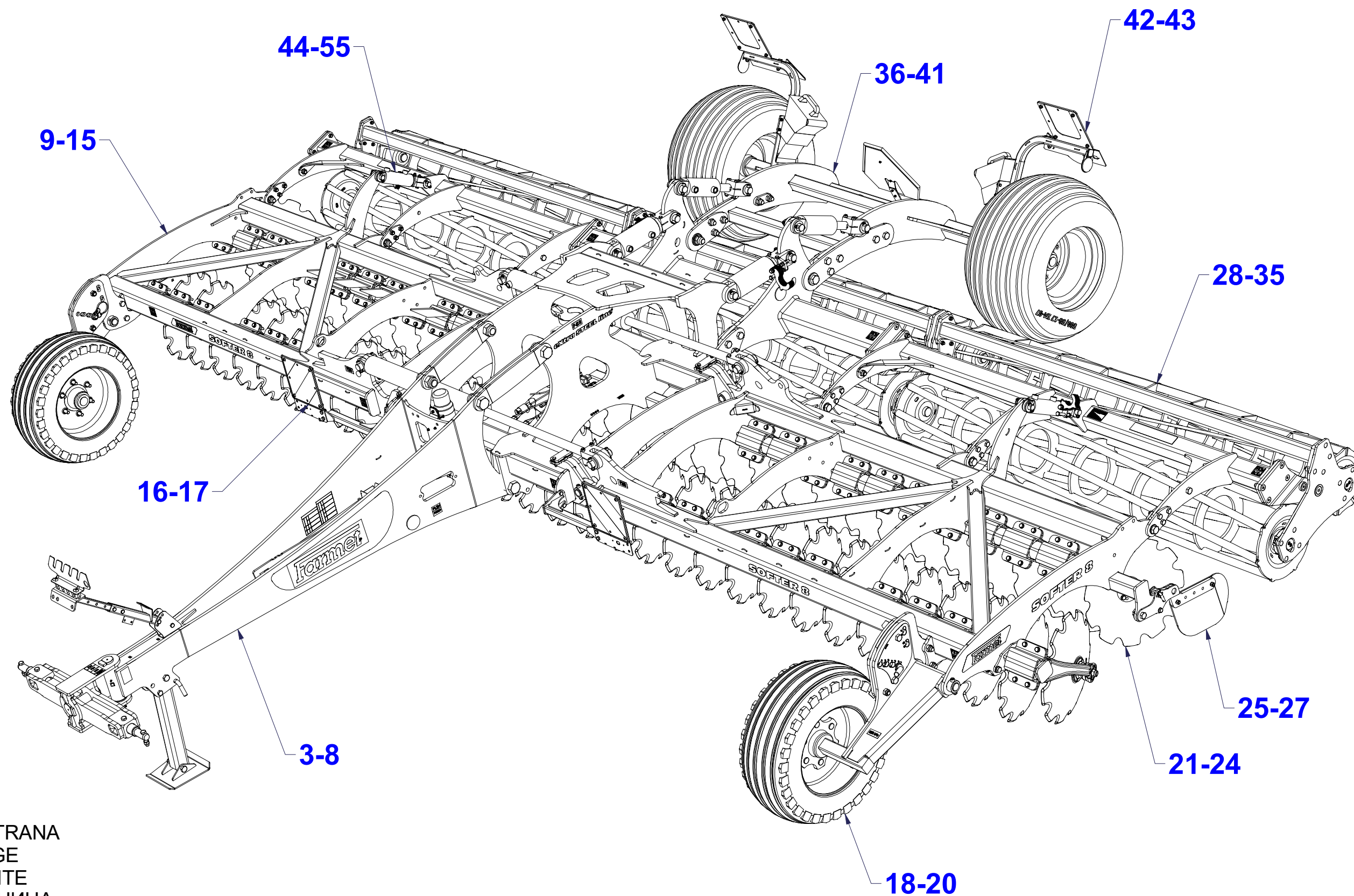
Ⓓ NAVIGATION DER MASCHINE

Ⓕ NAVIGATION DE LA MACHINE

ⒸB NAVIGATION OF THE MACHINE

ⒸU НАВИГАЦИЯ МАШИНЫ

ⒸL NAWIGACJA MASZYNY



ⒸZ NÁHRADNÍ DÍL - STRANA

ⒸB SPARE PART - PAGE

Ⓓ ERSATZTEILE - SEITE

ⒸU ЗАПЧАСТЬ - СТРАНИЦА

Ⓕ PIÈCE DE RECHANGE - PAGE

ⒸL CZĘŚCI ZAMIENNE - STRONA

Ⓒ CZ OJ T3

Ⓓ DEICHSEL T3

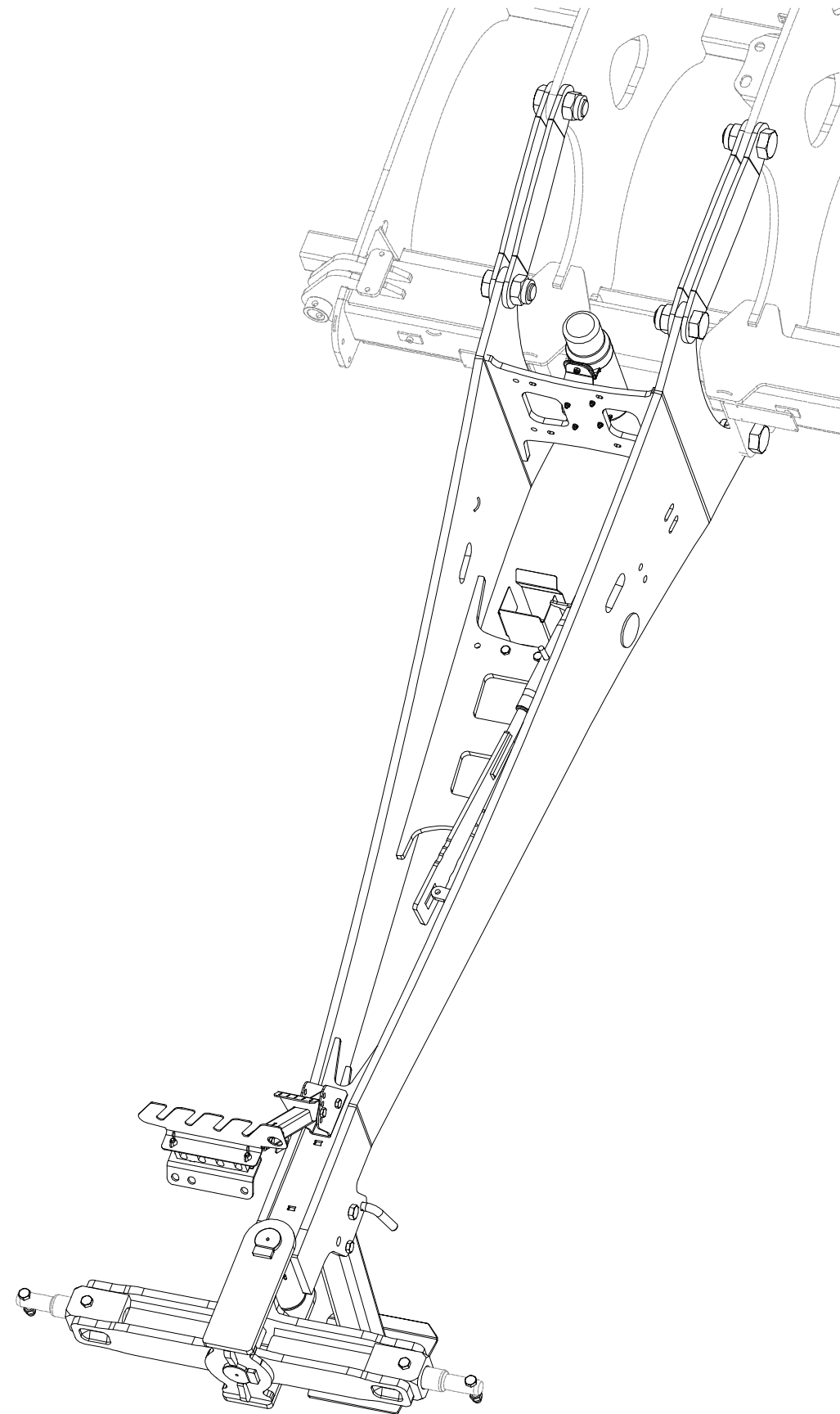
Ⓕ TIMON T3

3012140

Ⓖ GB TOW BAR T3

Ⓡ RU ДЫШЛО T3

Ⓟ PL DYSZEL T3



Ⓒ CZ OJ T3

Ⓓ DEICHSEL T3

Ⓕ TIMON T3

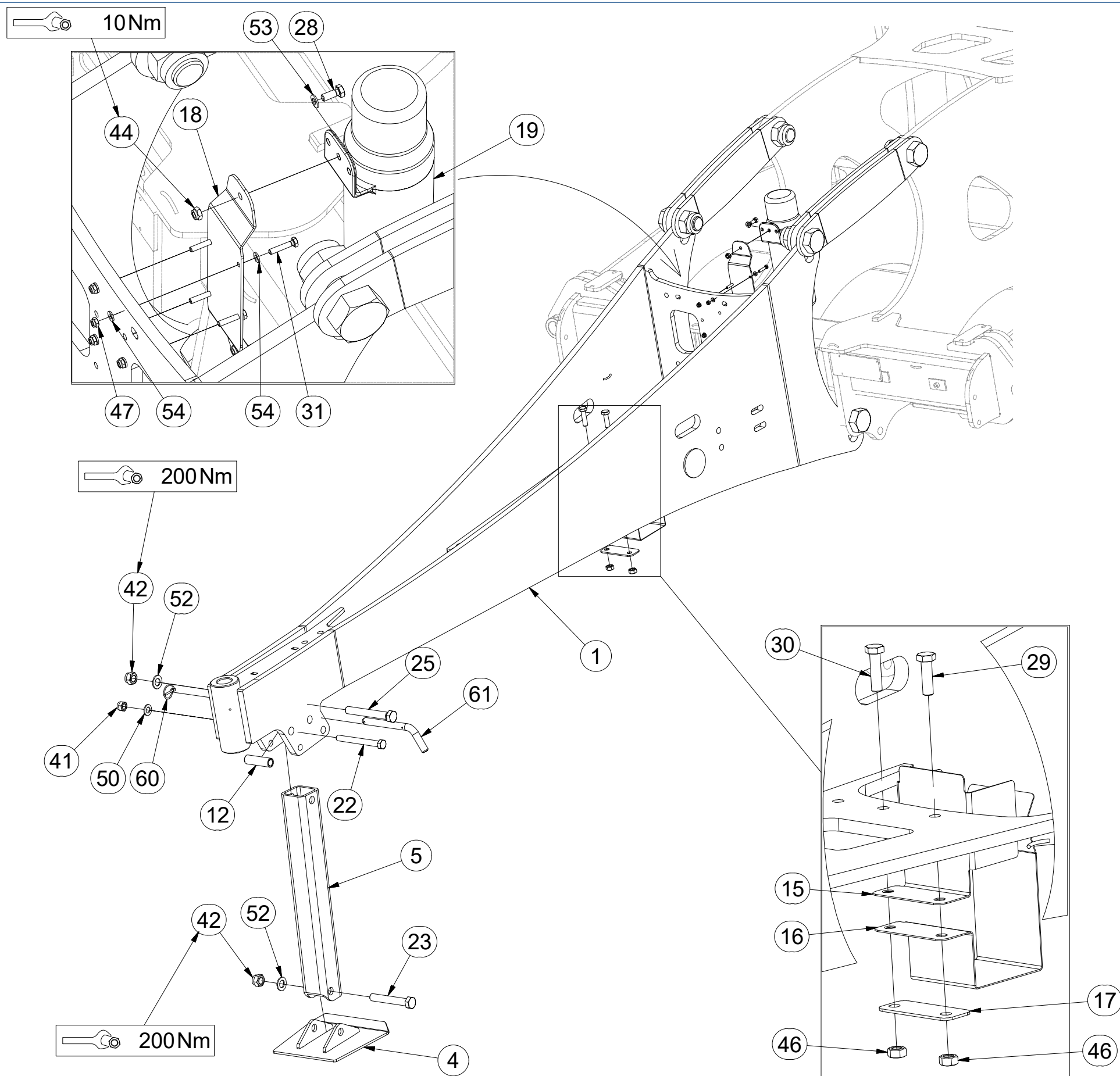
Ⓖ GB TOW BAR T3

Ⓡ RU ДЫШЛО T3

Ⓟ PL DYSZEL T3



3012140



Pos.	Part Number	Pcs.
1	2001186	1
4	4007000	1
5	4006699	1
12	4004007	1
15	3012221	1
16	3012220	1
17	4024662	1
18	4017879	1
19	m15900	1
23	m05465	1
28	m01089	2
29	m03926	1
30	m06077	1
31	m01077	4
41	m03683	7
42	m05648	2
44	m04503	2
46	m01305	2
47	m05560	4
50	m01219	1
52	m03768	2
53	m01203	2
54	m01199	8
60	m10454	1

ⒸZ OJ T3

Ⓓ DEICHSEL T3

Ⓕ TIMON T3

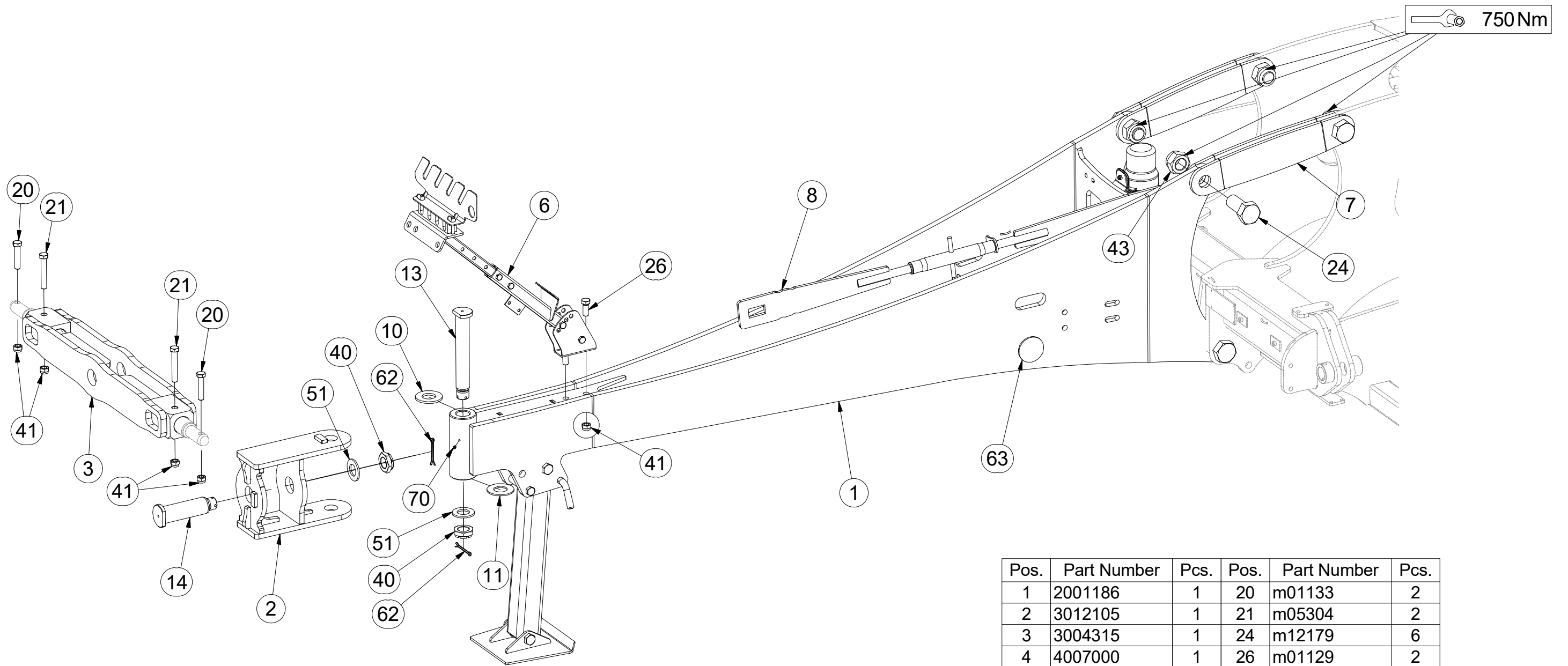
ⒼB TOW BAR T3

ⒺU ДЫШЛО T3

ⒽL DYSZEL T3



3012140



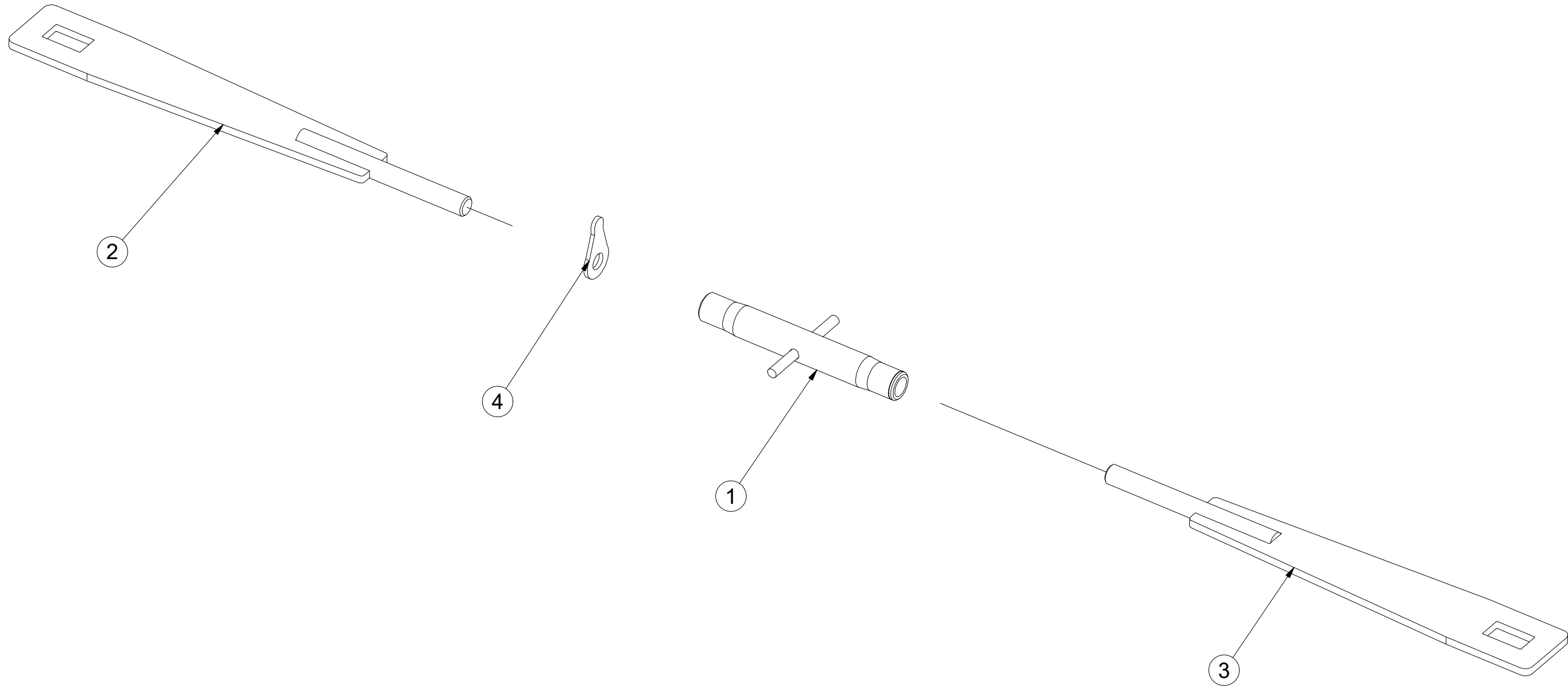
Pos.	Part Number	Pcs.	Pos.	Part Number	Pcs.
1	2001186	1	20	m01133	2
2	3012105	1	21	m05304	2
3	3004315	1	24	m12179	6
4	4007000	1	26	m01129	2
6	3011963	1	40	m02533	2
7	4014721	4	41	m03683	7
8	4009359	1	43	m11337	6
10	4003745	1	51	m03866	2
11	4003744	1	62	m04139	2
13	4007817	1	63	m02579	2
14	4007818	1	70	m01725	1

(CZ) SPOJOVACÍ TÁHLO
 (D) VERBINDUNGSSTANGE
 (F) TIGE DE RACCORDMENT

(GB) CONNECTING ROD
 (RU) СОЕДИНИТЕЛЬНАЯ ТЯГА
 (PL) KORBOWÓD

Farmet

4009359



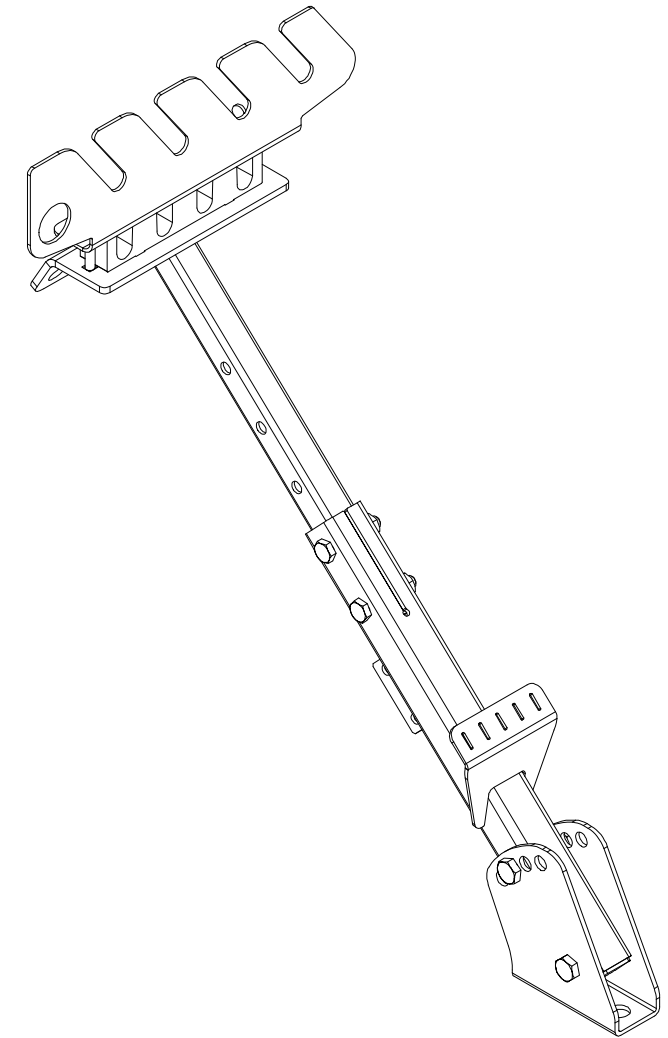
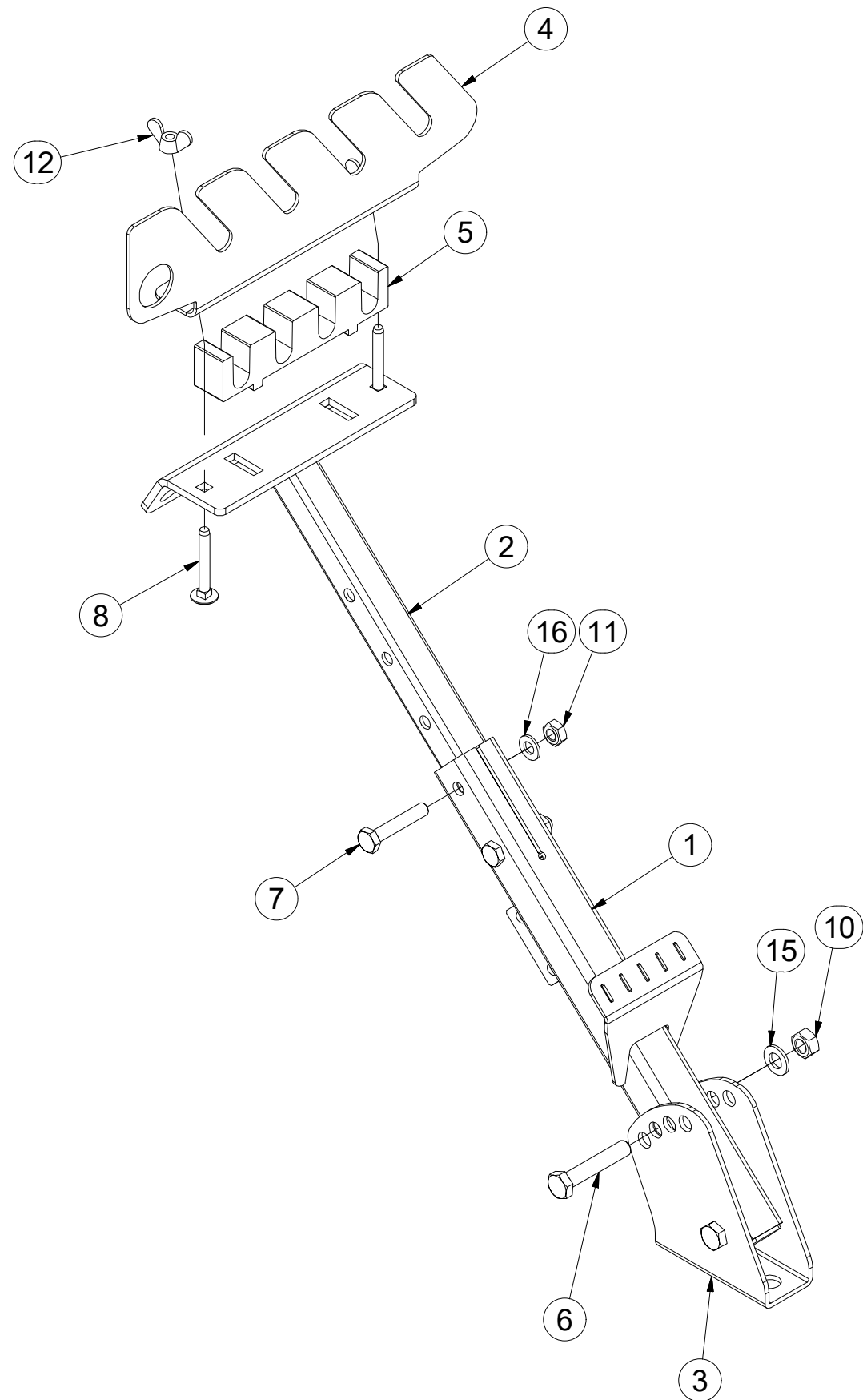
Pos.	Part Number	Pcs.
1	m08880	1
2	4009356	1
3	4009360	1
4	m08881	1

- Ⓒ DRŽÁK
- Ⓓ HALTER
- Ⓕ SUPPORT

- Ⓖ HOLDER
- Ⓡ ДЕРЖАТЕЛЬ
- Ⓢ UCHWYT



3011963



Pos.	Part Number	Pcs.
1	3011662	1
2	3011689	1
3	3011659	1
4	4023572	1
5	4005201	1
6	m05898	2
7	m06253	2
8	m09247	2
10	m01305	2
11	m01299	2
12	m01316	2
15	m01214	2
16	m01209	2

Ⓒ SADA ČEPŮ TBZ 3

Ⓓ BOLZENSATZ TBZ 3

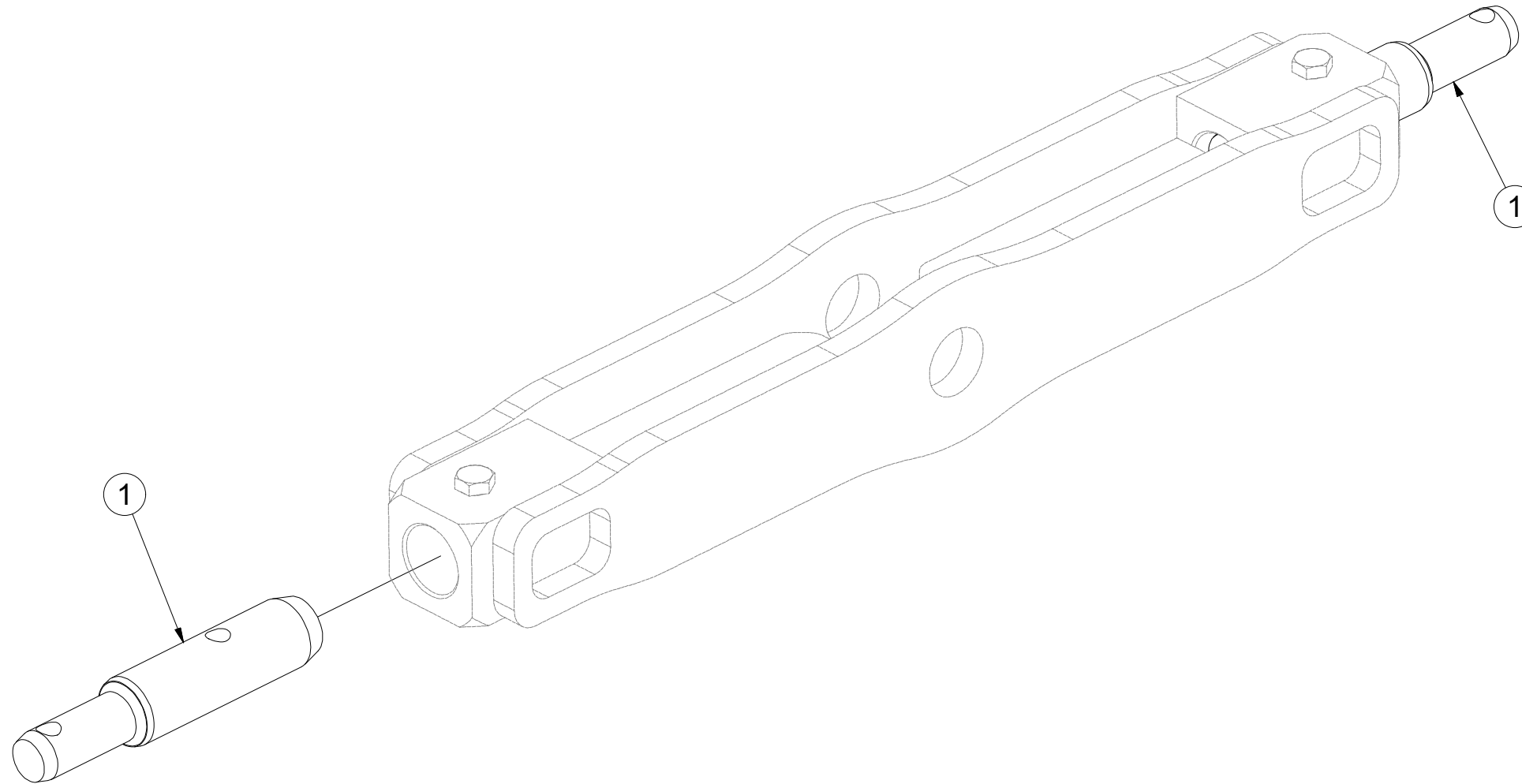
Ⓕ KIT D'EMBOUITS TBZ 3

4020780

Ⓖ SET OF TBZ 3 PINS

Ⓡ КОМПЛЕКТ ПАЛЬЦЕВ TBZ 3

Ⓟ ZESTAW CZOPÓW TBZ 3



Pos.	Part Number	Pcs.
1	4008217	2

Ⓒ ZÁKLAD STROJE

Ⓓ UNTERBAU DER MASCHINE

Ⓕ BÂTI DE LA MACHINE

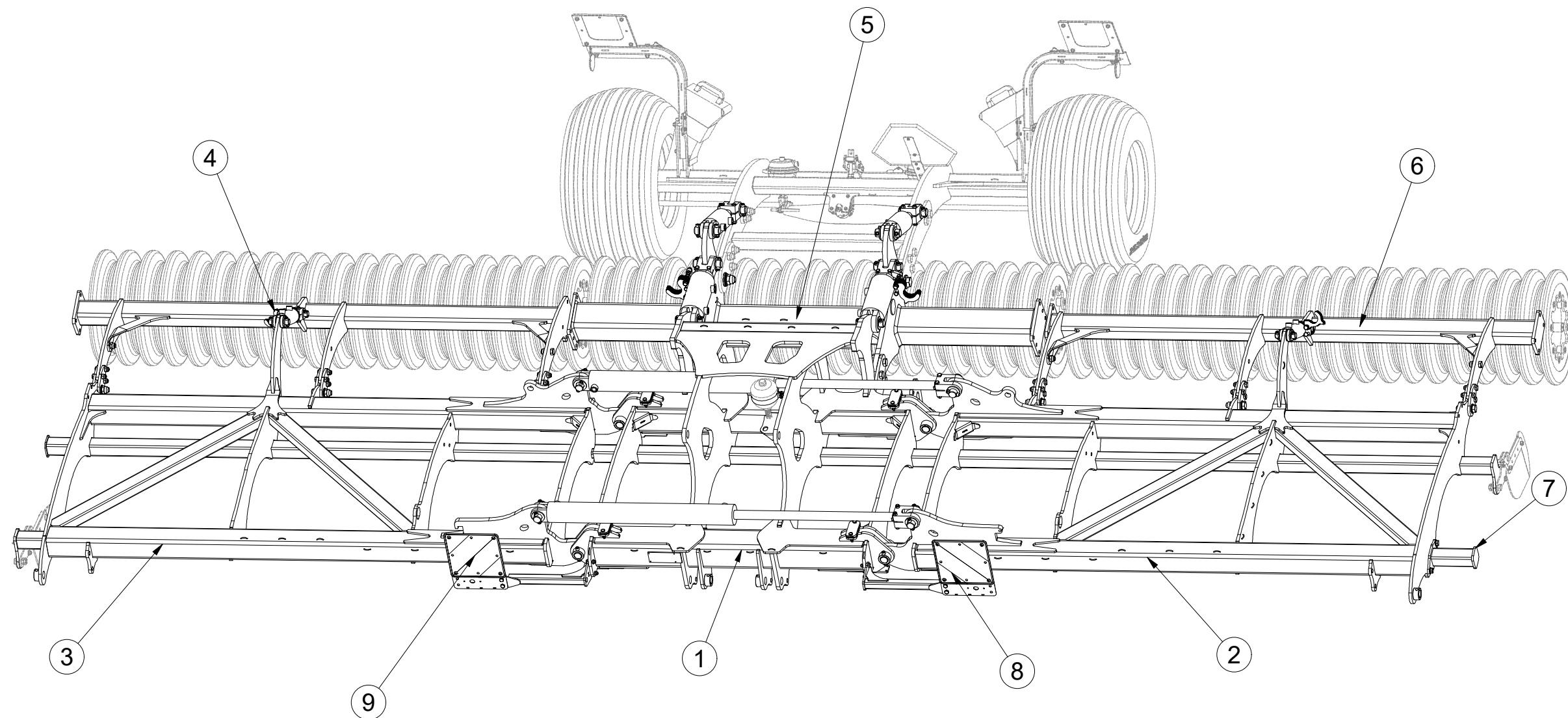
3012189

Ⓖ FOOTING OF THE MACHINE

Ⓡ ОСНОВАНИЕ МАШИНЫ

Ⓢ PODSTAWA MASZYNY

Farmet



Pos.	Part Number	Pcs.
1	1000587	1
2	2001276	1
3	2001275	1
4	3008715	1
5	3008716	1
6	3008714	1
7	3007071	1
8	4025088	1
9	4025089	1

☉ ZÁKLAD STROJE

☉ UNTERBAU DER MASCHINE

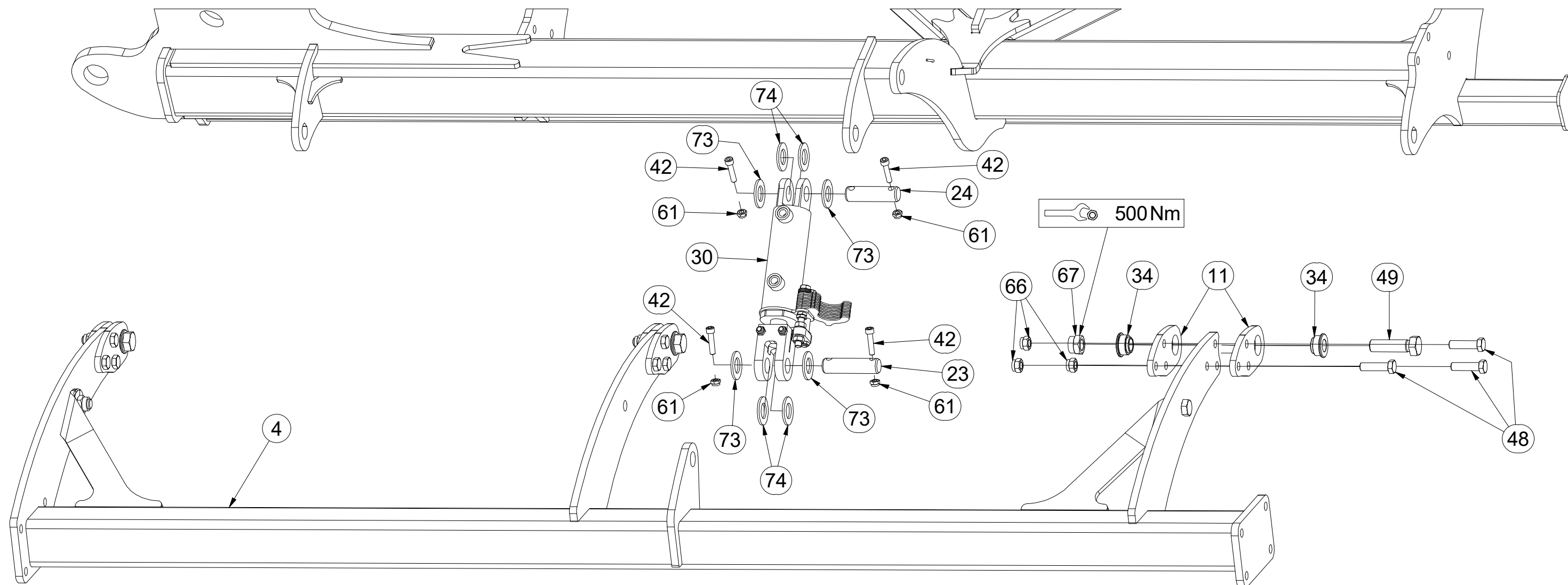
☉ BÂTI DE LA MACHINE

3012189

☉ FOOTING OF THE MACHINE

☉ ОСНОВАНИЕ МАШИНЫ

☉ PODSTAWA MASZYNY



Pos.	Part Number	Pcs.	Pos.	Part Number	Pcs.
4	3008715	1	48	m14482	18
11	4014704	12	49	m08532	6
23	4007639	2	61	m03775	8
24	4007584	2	66	m12150	18
30	4015781	2	67	m13009	12
34	m14506	12	73	m14029	8
42	m14143	8	74	m02866	8

☉ ZÁKLAD STROJE

☉ UNTERBAU DER MASCHINE

☉ BÂTI DE LA MACHINE

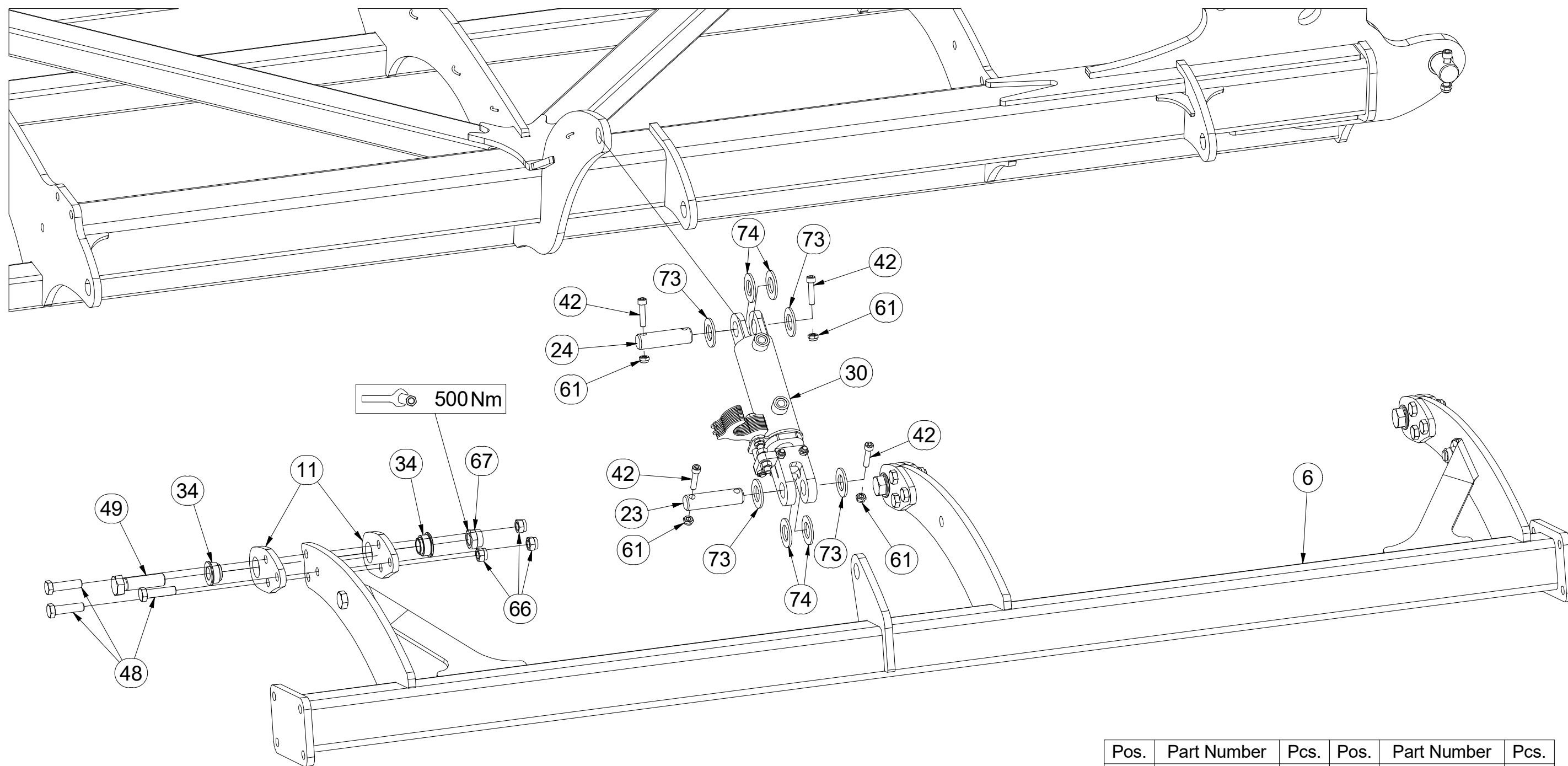
☉ FOOTING OF THE MACHINE

☉ ОСНОВАНИЕ МАШИНЫ

☉ PODSTAWA MASZYNY



3012189



Pos.	Part Number	Pcs.	Pos.	Part Number	Pcs.
6	3008714	1	48	m14482	18
11	4014704	12	49	m08532	6
23	4007639	2	61	m03775	8
24	4007584	2	66	m12150	18
30	4015781	2	67	m13009	12
34	m14506	12	73	m14029	8
42	m14143	8	74	m02866	8

Ⓒ ZÁKLAD STROJE

Ⓓ UNTERBAU DER MASCHINE

Ⓕ BÂTI DE LA MACHINE

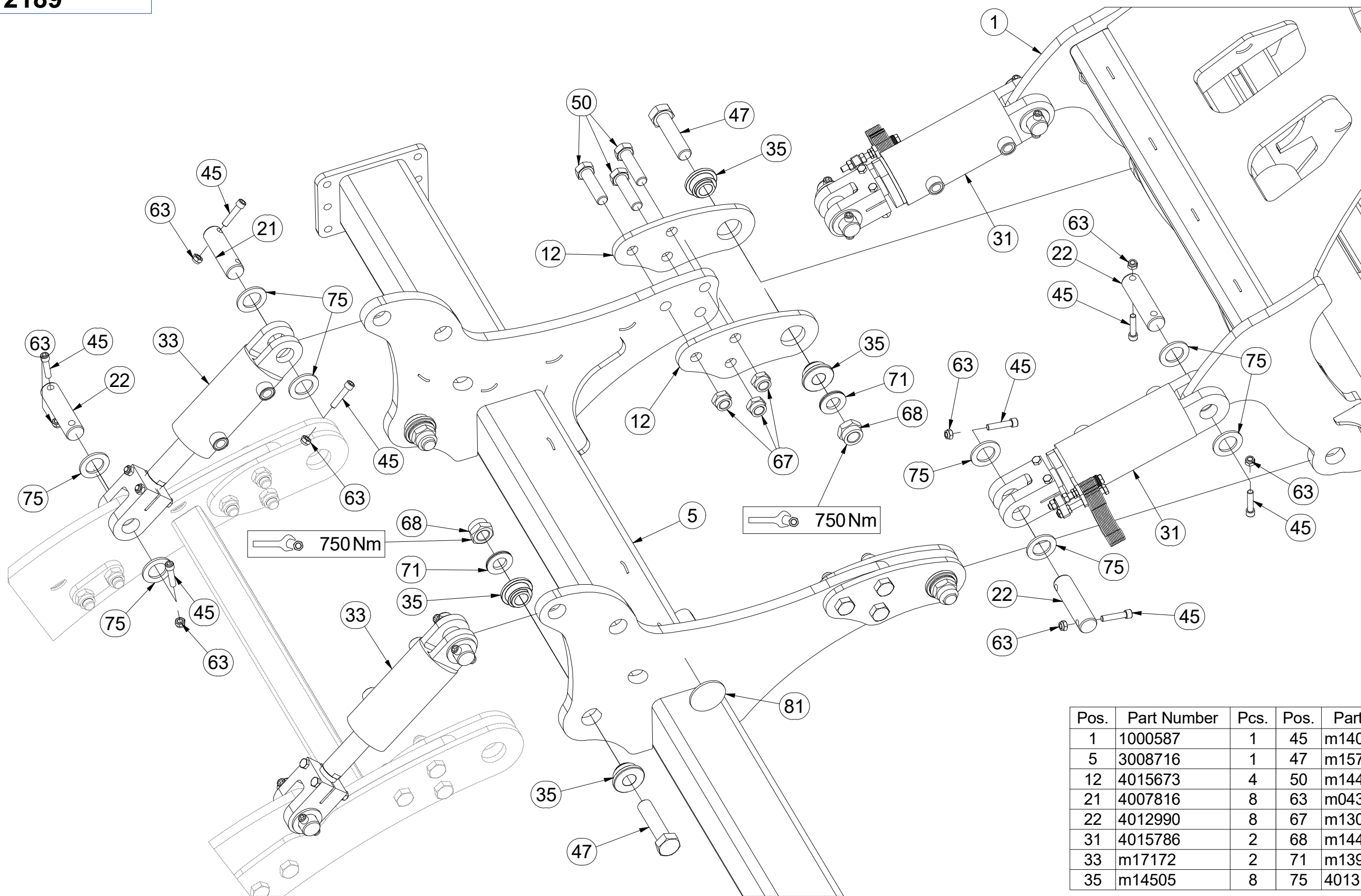
Ⓖ FOOTING OF THE MACHINE

Ⓡ ОСНОВАНИЕ МАШИНЫ

Ⓢ PODSTAWA MASZYN



3012189



Pos.	Part Number	Pcs.	Pos.	Part Number	Pcs.
1	1000587	1	45	m14008	24
5	3008716	1	47	m15773	4
12	4015673	4	50	m14495	6
21	4007816	8	63	m04301	28
22	4012990	8	67	m13009	12
31	4015786	2	68	m14498	4
33	m17172	2	71	m13906	4
35	m14505	8	75	4013139	24

Ⓒ ZÁKLAD STROJE

Ⓓ UNTERBAU DER MASCHINE

Ⓕ BÂTI DE LA MACHINE

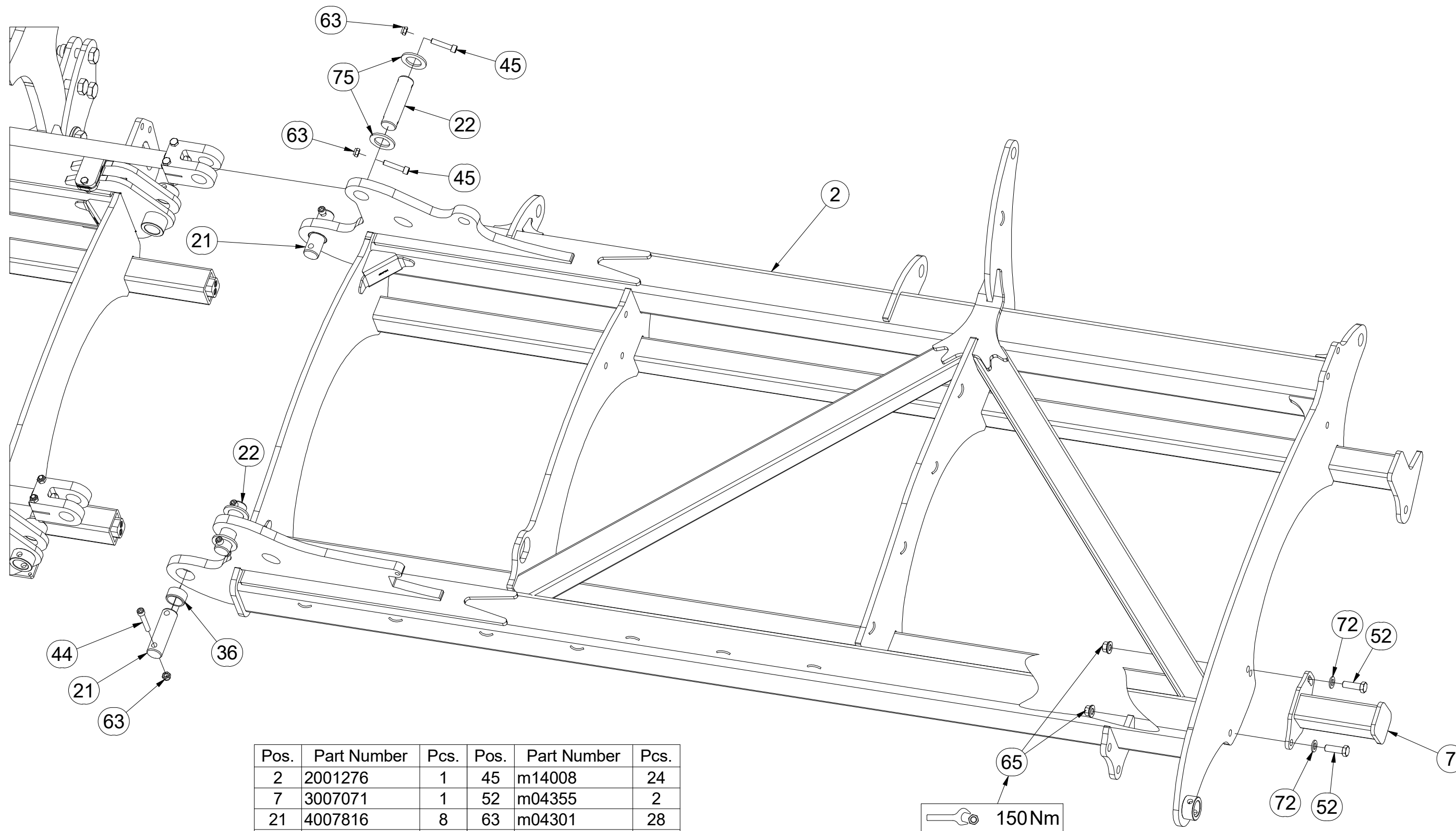
Ⓖ FOOTING OF THE MACHINE

Ⓡ ОСНОВАНИЕ МАШИНЫ

Ⓟ PODSTAWA MASZYNY



3012189



Pos.	Part Number	Pcs.	Pos.	Part Number	Pcs.
2	2001276	1	45	m14008	24
7	3007071	1	52	m04355	2
21	4007816	8	63	m04301	28
22	4012990	8	65	m15730	2
36	m15002	4	72	m01219	2
44	m13033	4	75	4013139	24

Ⓒ ZÁKLAD STROJE

Ⓓ UNTERBAU DER MASCHINE

Ⓕ BÂTI DE LA MACHINE

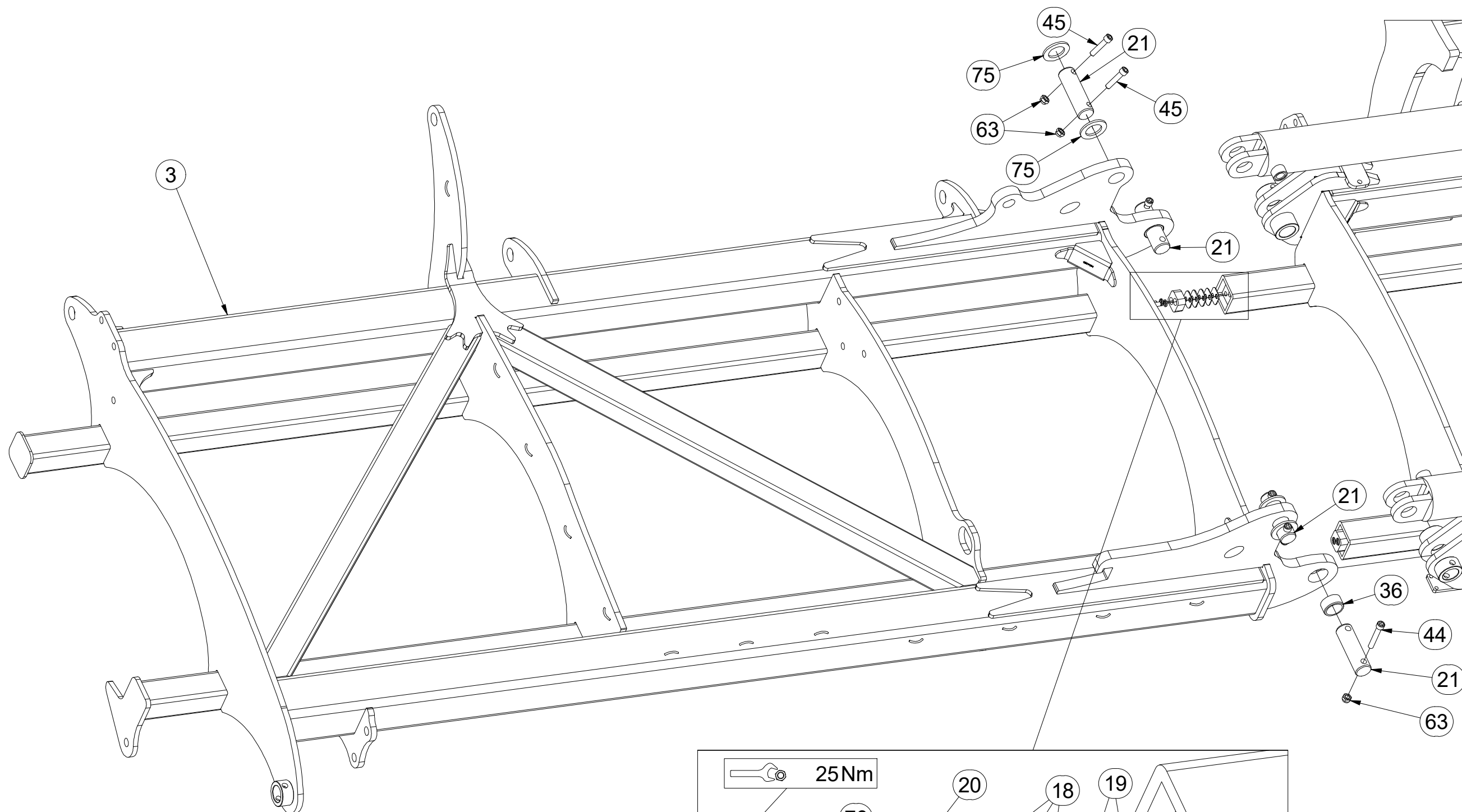
Ⓖ FOOTING OF THE MACHINE

Ⓡ ОСНОВАНИЕ МАШИНЫ

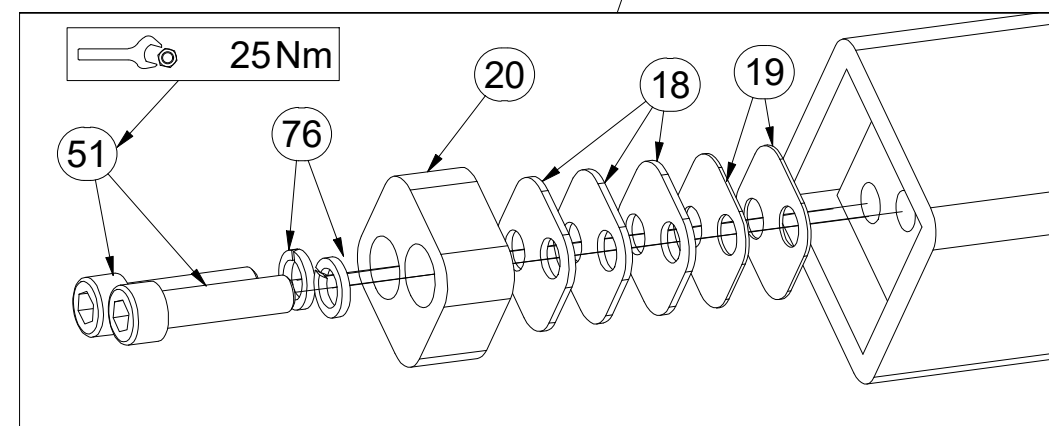
Ⓟ PODSTAWA MASZYNY



3012189



Pos.	Part Number	Pcs.	Pos.	Part Number	Pcs.
3	2001275	1	44	m13033	4
18	4017090	12	45	m14008	24
19	4017091	8	51	m14009	8
20	4017089	4	63	m04301	28
21	4007816	8	75	4013139	24
36	m15002	4	76	m01208	8



☉ ZÁKLAD STROJE

☐ UNTERBAU DER MASCHINE

☐ BÂTI DE LA MACHINE

☉ FOOTING OF THE MACHINE

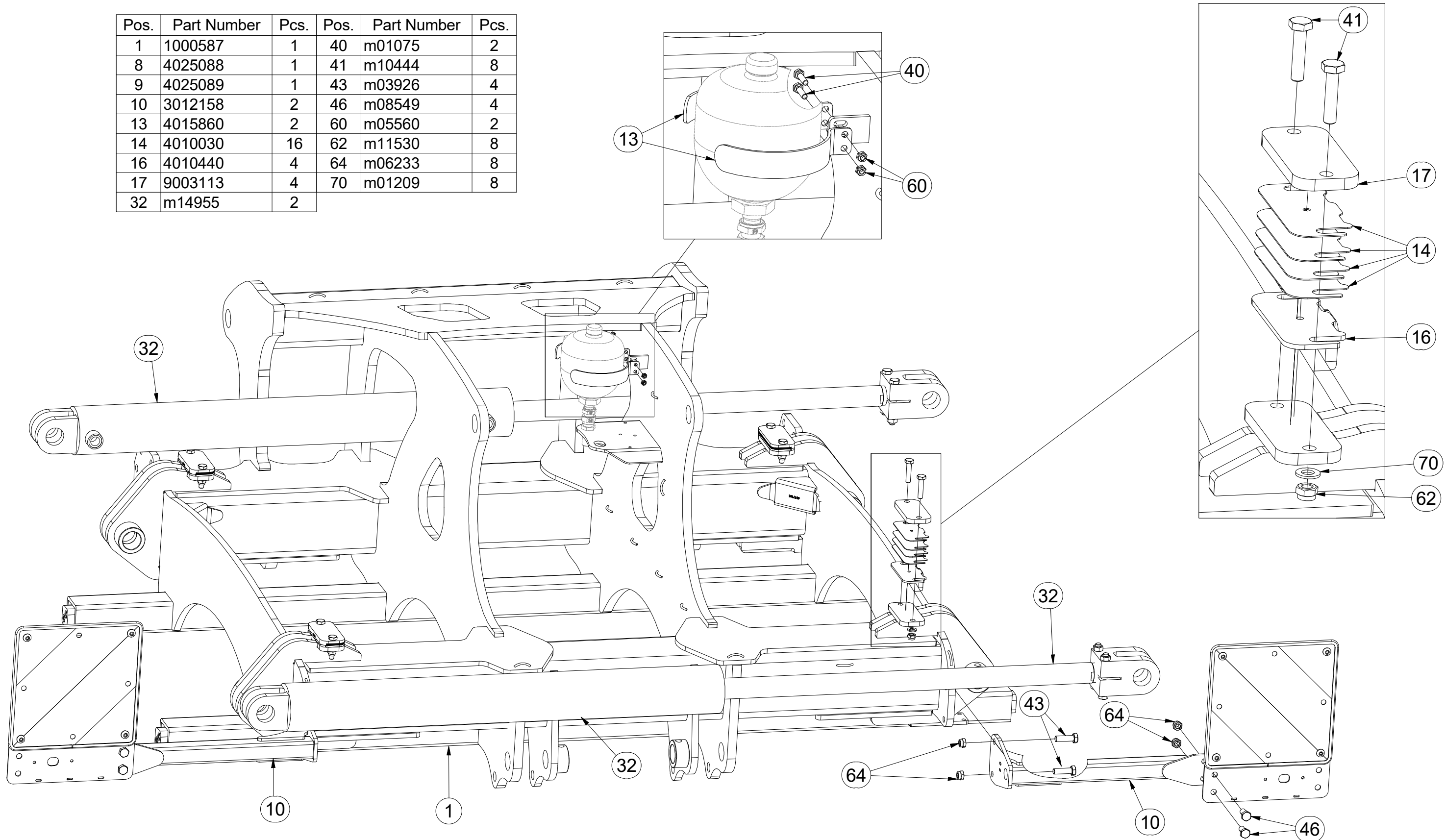
☉ ОСНОВАНИЕ МАШИНЫ

☉ PODSTAWA MASZINY



3012189

Pos.	Part Number	Pcs.	Pos.	Part Number	Pcs.
1	1000587	1	40	m01075	2
8	4025088	1	41	m10444	8
9	4025089	1	43	m03926	4
10	3012158	2	46	m08549	4
13	4015860	2	60	m05560	2
14	4010030	16	62	m11530	8
16	4010440	4	64	m06233	8
17	9003113	4	70	m01209	8
32	m14955	2			



Ⓒ CZ TERČ PŘEDNÍ LEVÝ

Ⓓ D SCHILD, VORDERES, LINKES

Ⓕ F CIBLE AVANT GAUCHE

Ⓖ GB LEFT FRONT DISC

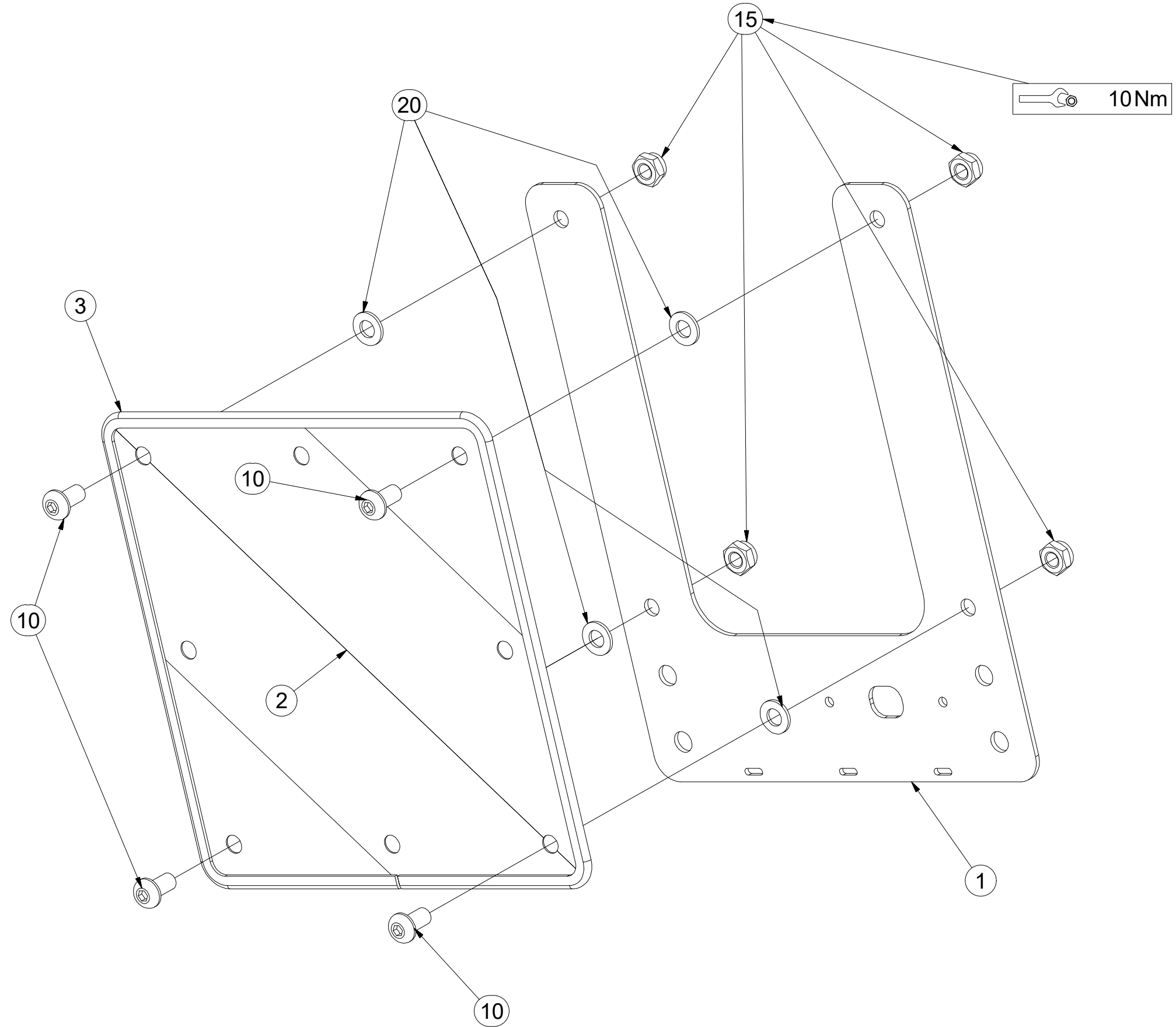
Ⓐ RU ЩИТОК ПЕРЕДНИЙ ЛЕВЫЙ

Ⓟ PL TARCZA PRZEDNIA LEWA



4025088

Pos.	Part Number	Pcs.
1	4025090	1
2	m18855	1
3	9005707	1
10	m16637	4
15	m03775	4
20	m01209	4



Ⓒ CZ TERČ PŘEDNÍ PRAVÝ

Ⓓ D SCHILD, VORDERES, RECHTES

Ⓕ F CIBLE AVANT DROITE

Ⓖ GB RIGHT FRONT DISC

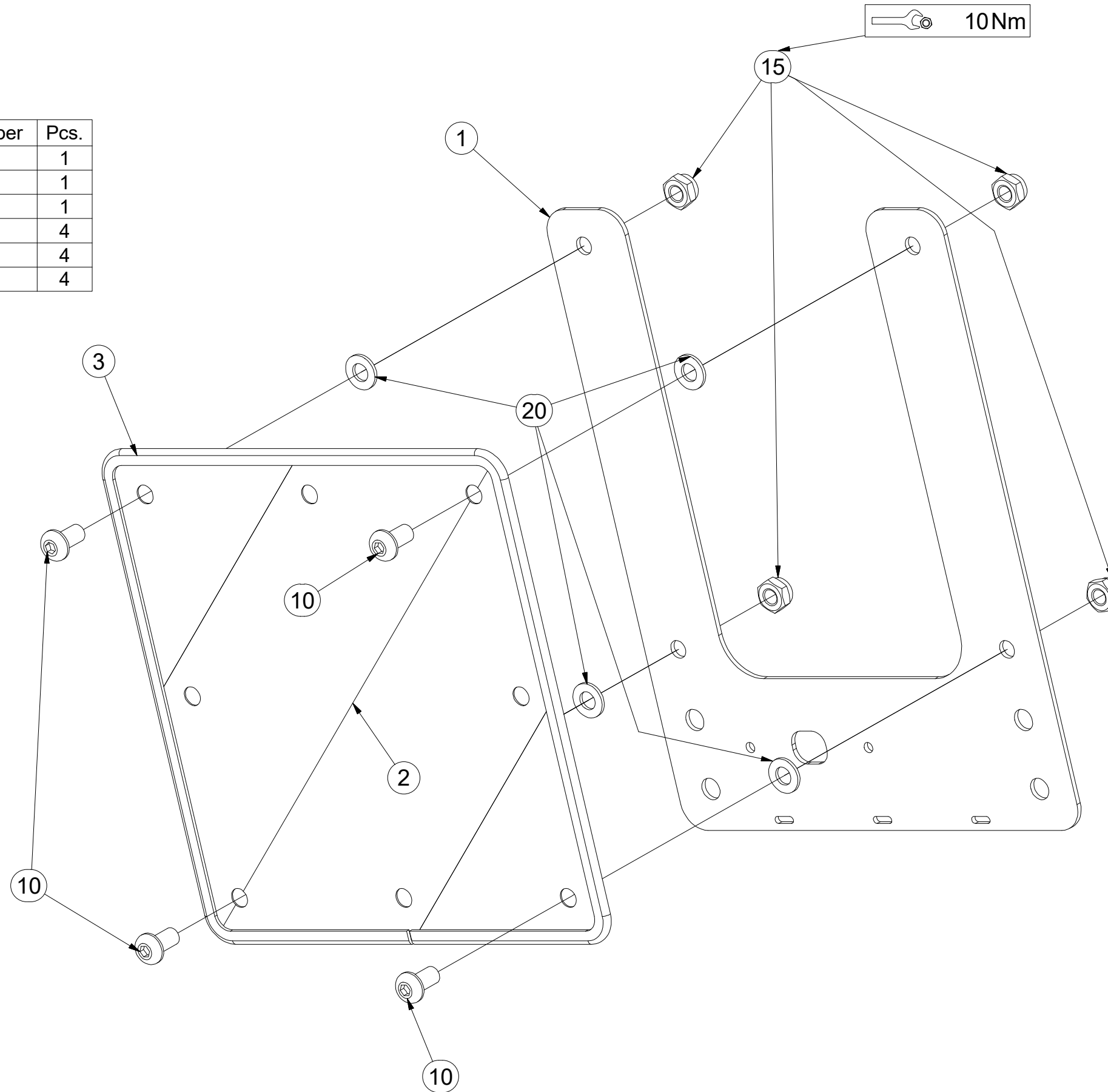
Ⓡ RU ЩИТОК ПЕРЕДНИЙ ПРАВЫЙ

Ⓟ PL TARCZA PRZEDNIA PRAWA



4025089

Pos.	Part Number	Pcs.
1	4025090	1
2	m18855	1
3	9005707	1
10	m16637	4
15	m03775	4
20	m01209	4

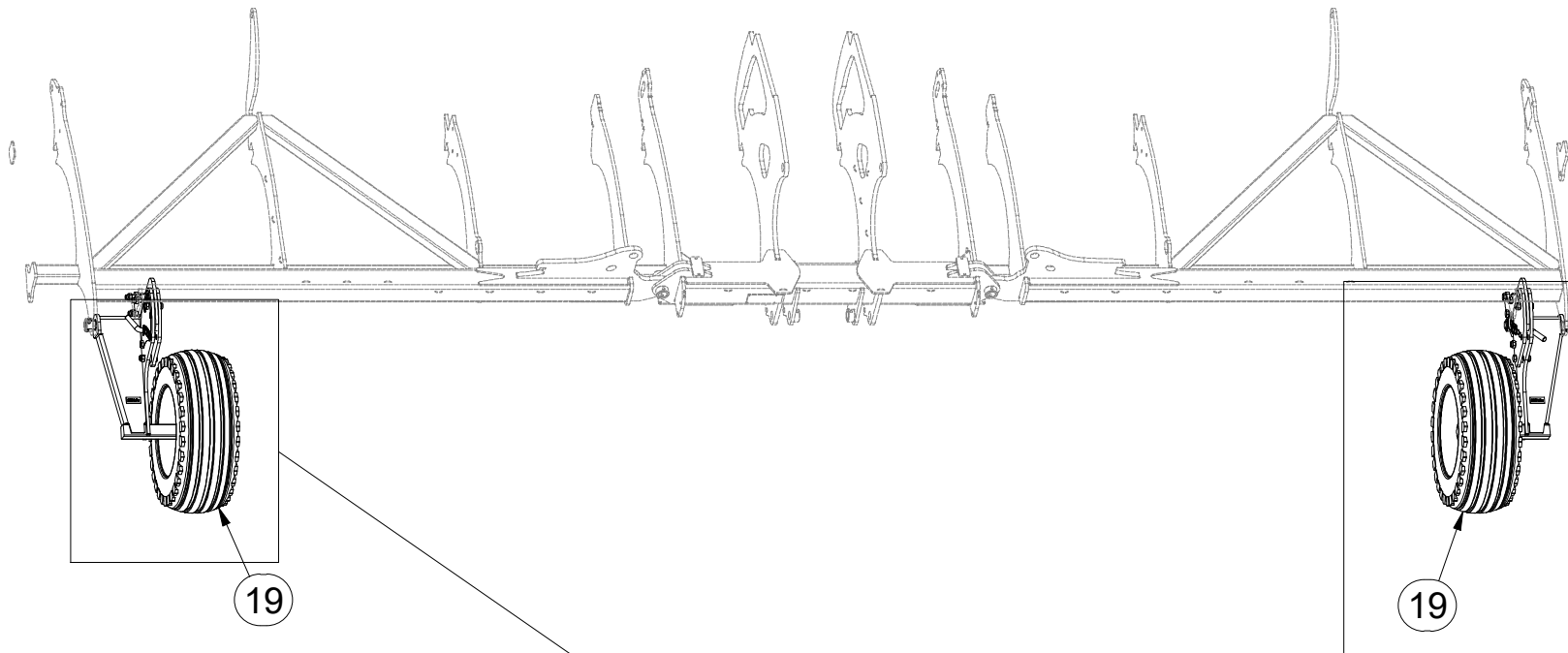


(CZ) KOPÍROVACÍ KOLA
 (D) KOPIERRÄDER
 (F) COPIAGE DU TERRAIN

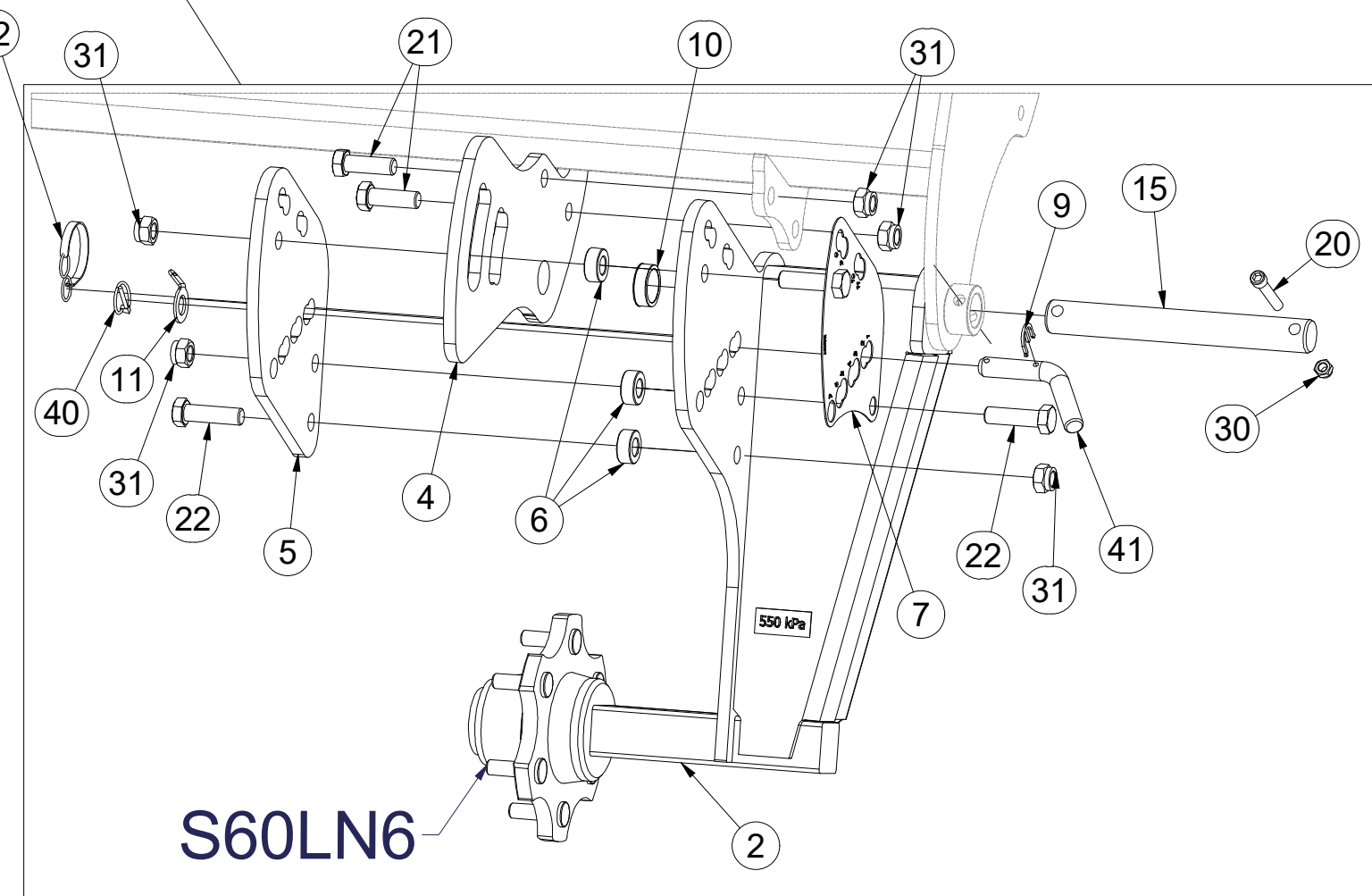
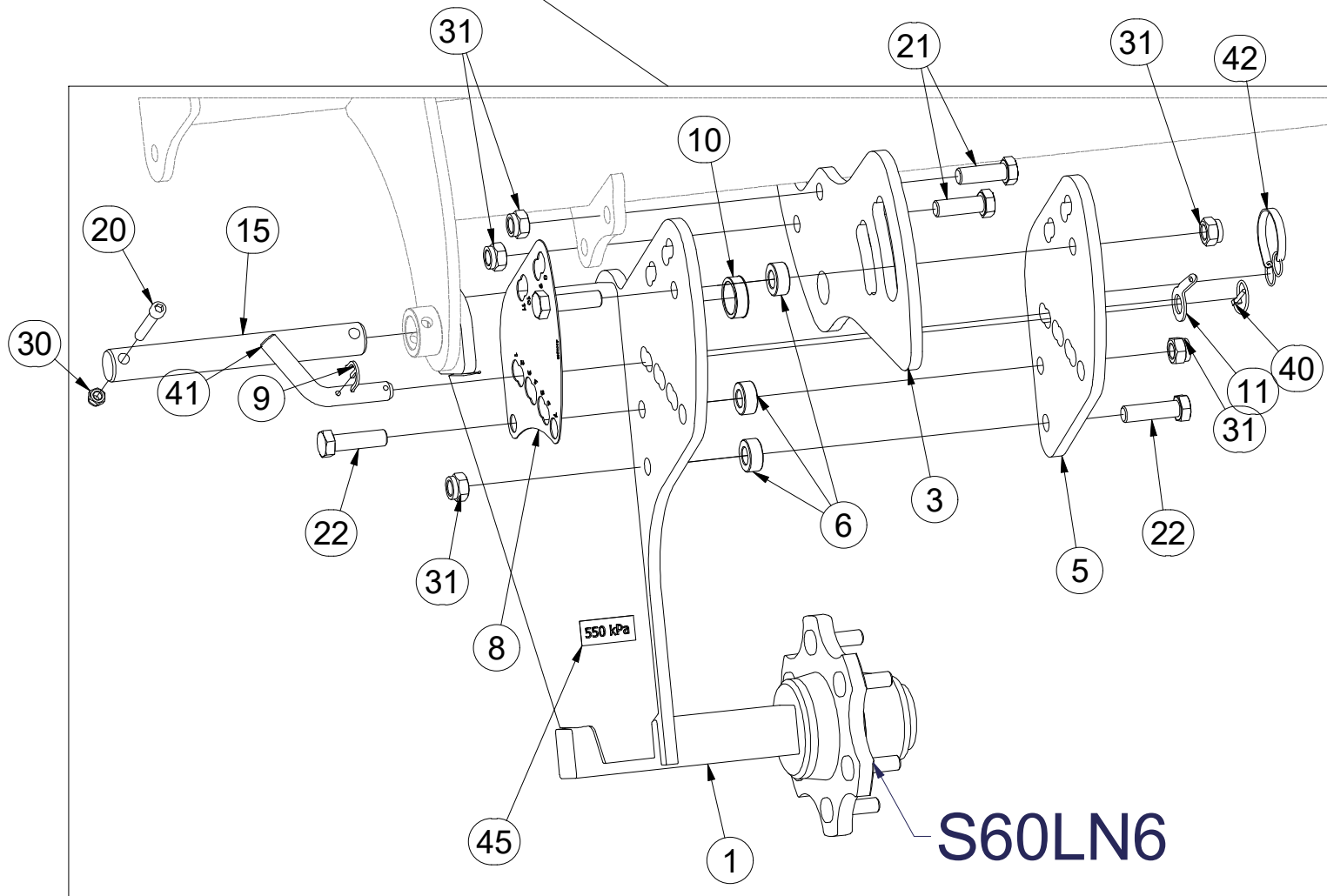
(GB) TRACING WHEELS
 (RU) КОПИРУЮЩЕЕ КОЛЕСА
 (PL) KOŁA KOPIUJĄCE



3011554



Pos.	Part Number	Pcs.	Pos.	Part Number	Pcs.
1	3011468	1	15	4011764	2
2	3011469	1	19	m05759	2
3	4016878	1	20	m13033	2
4	4016879	1	21	m05747	6
5	4008355	2	22	m03115	6
6	4017377	6	30	m04301	2
7	4008312	1	31	m05648	12
8	4008315	1	40	m10454	2
9	4017145	2	41	m15782	2
10	4015722	4	42	m12467	2
11	4017146	2	45	m04958	2



Ⓒ NÁPRAVA

Ⓓ ACHSE

Ⓕ ESSIEU

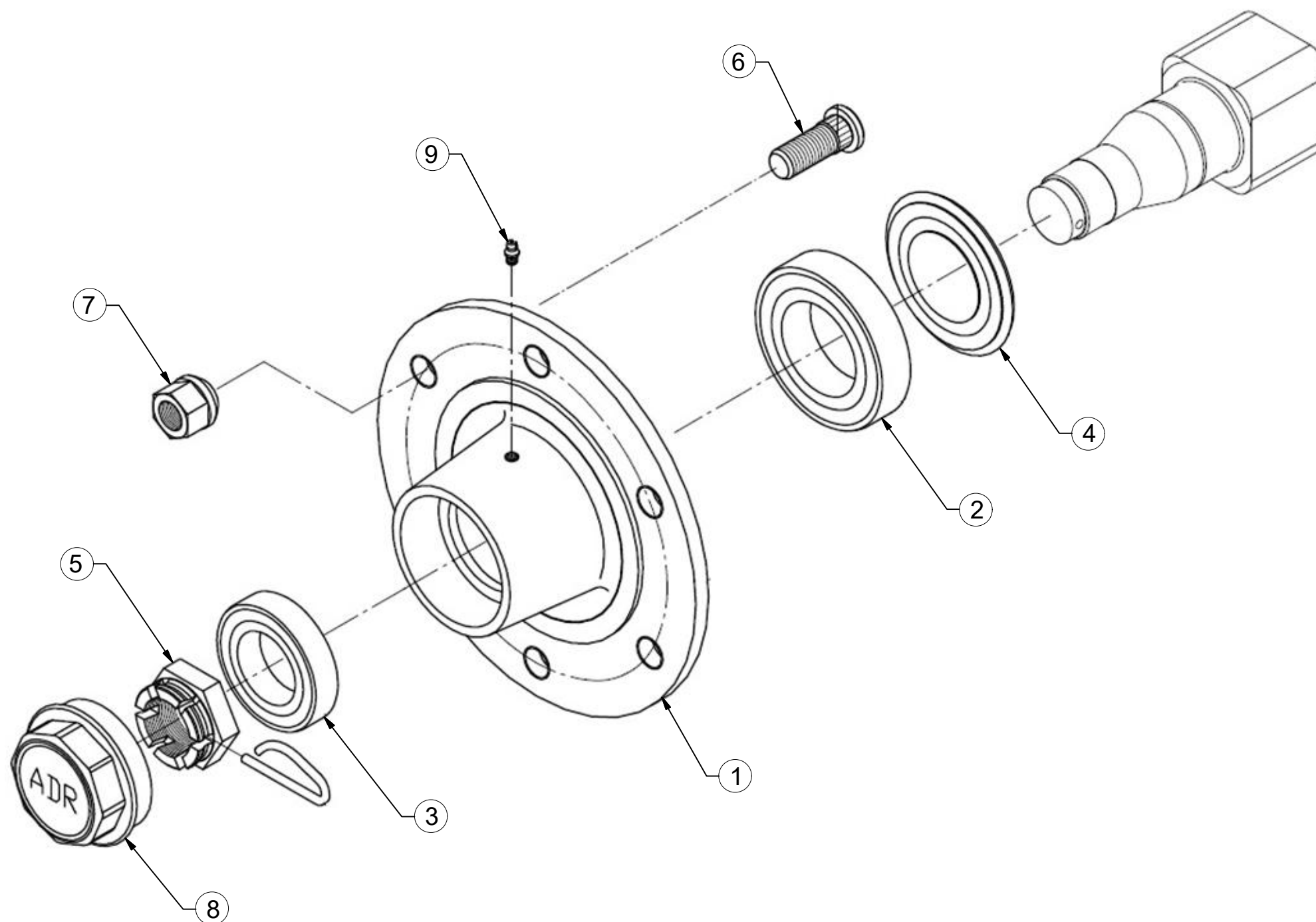
Ⓖ AXLE

Ⓒ OCB

Ⓗ OS



S60LN06



Pos.	Part Number	Pcs.
1	m15631	1
2	m07151	1
3	m07152	1
4	m15058	1
5	m08169	1
6	m08148	6
7	m08163	6
8	m15123	1
9	m05698	1

Ⓒ KOLO

Ⓓ RAD

Ⓕ ROUE

Ⓖ WHEEL

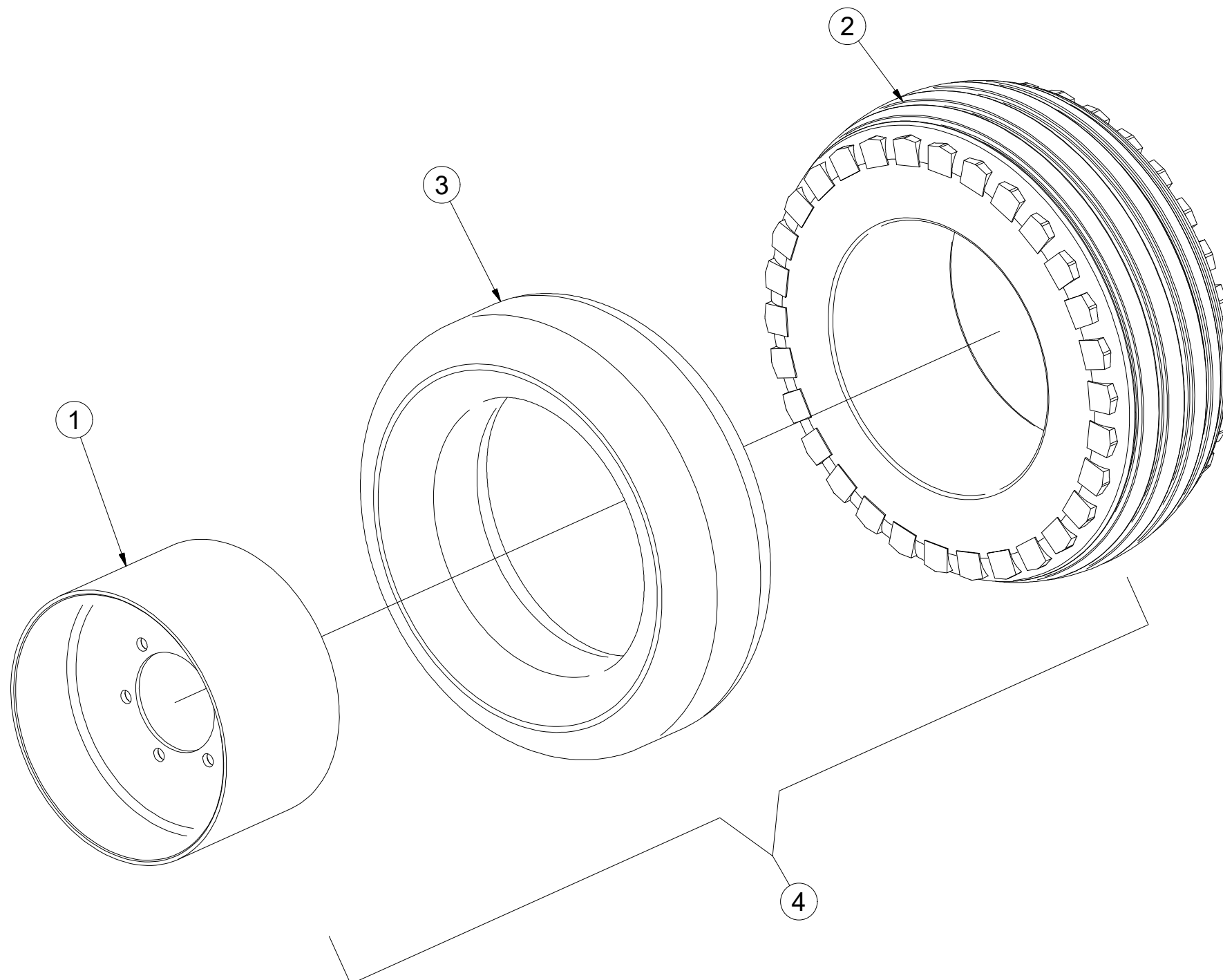
Ⓡ КОЛЕСО

Ⓟ KOŁO



m05759

Pos.	Part Number	Pcs.
1	m03097	1
2	m02824	1
3	m02827	1
4	m05759	1

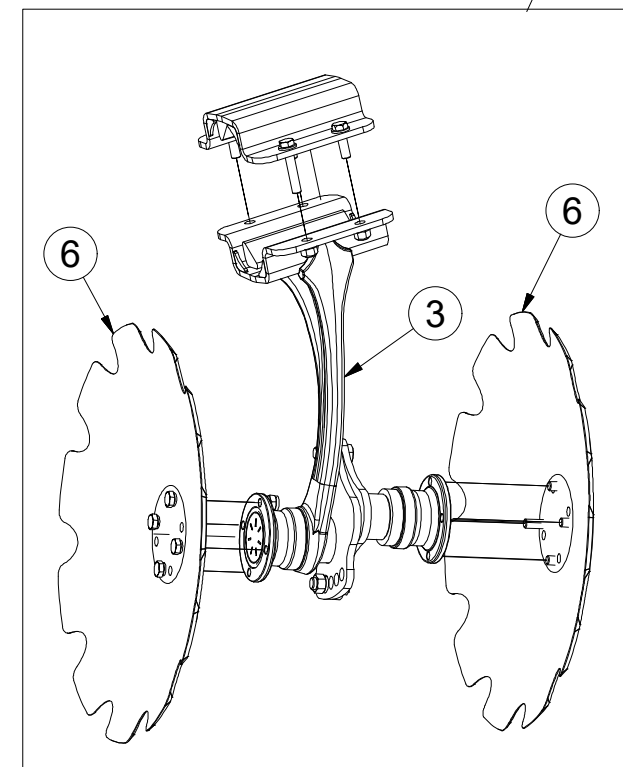
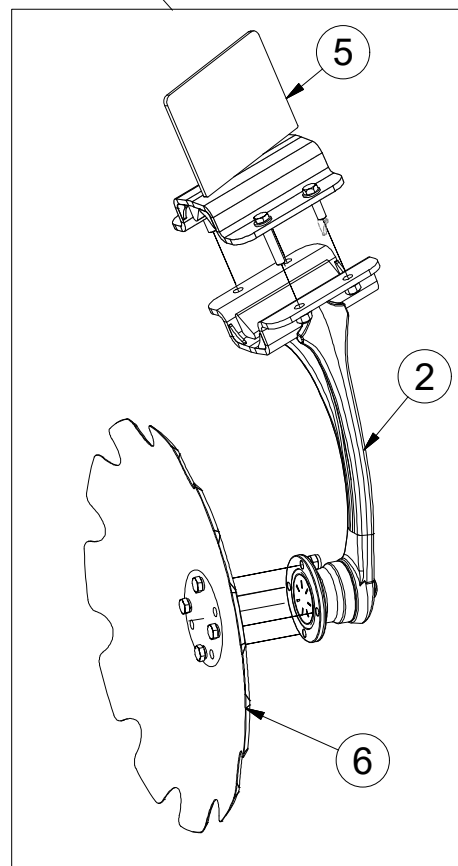
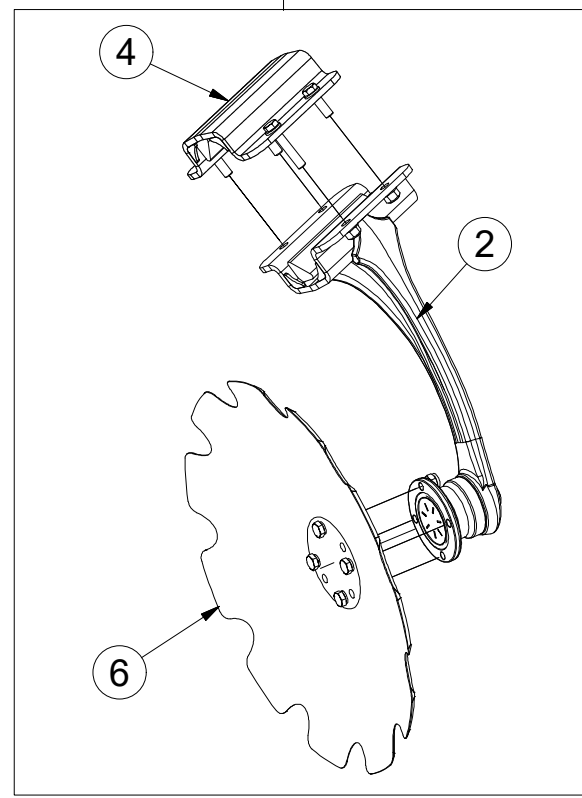
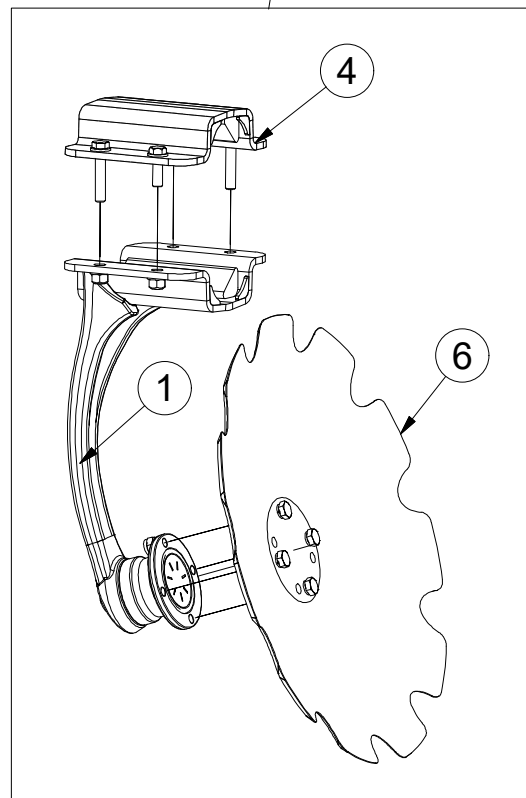
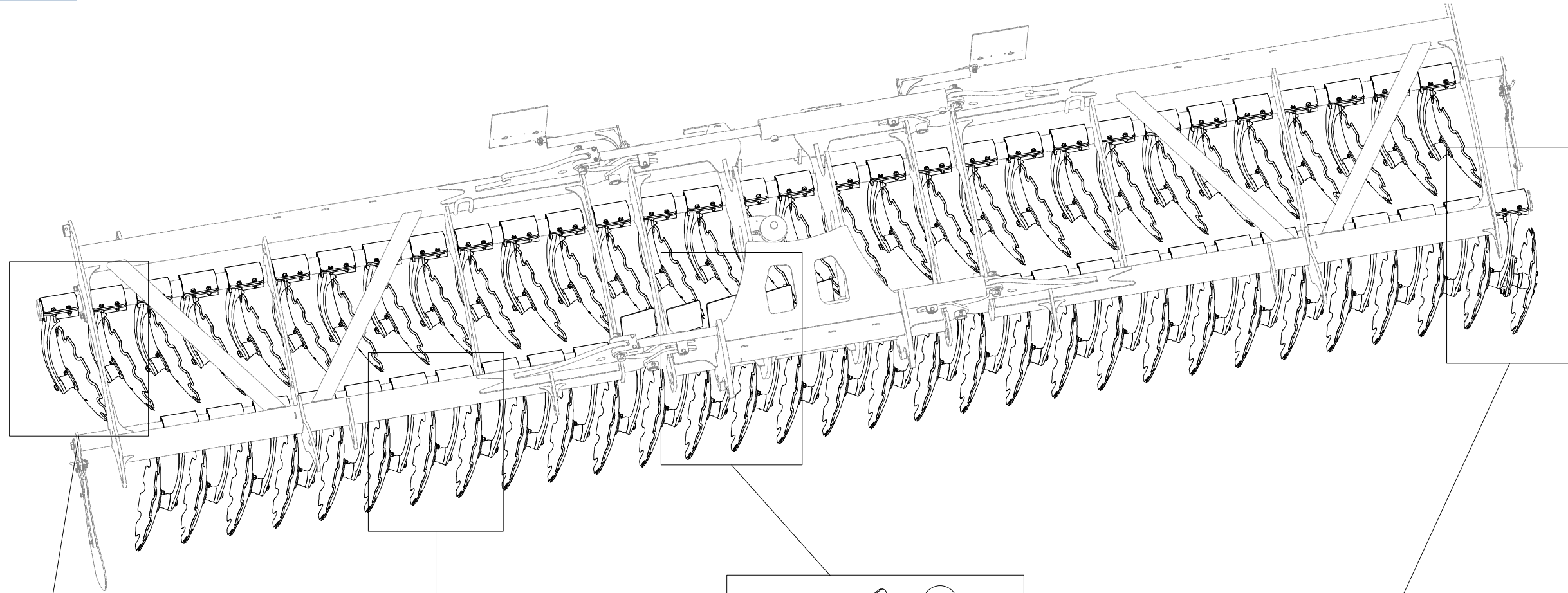


CZ SADA DISKŮ
 D SCHEIBENSATZ
 F KIT DE DISQUES

GB DISC SET
 RU КОМПЛЕКТ ДИСКОВ
 PL ZESTAW TALERZY



3008118



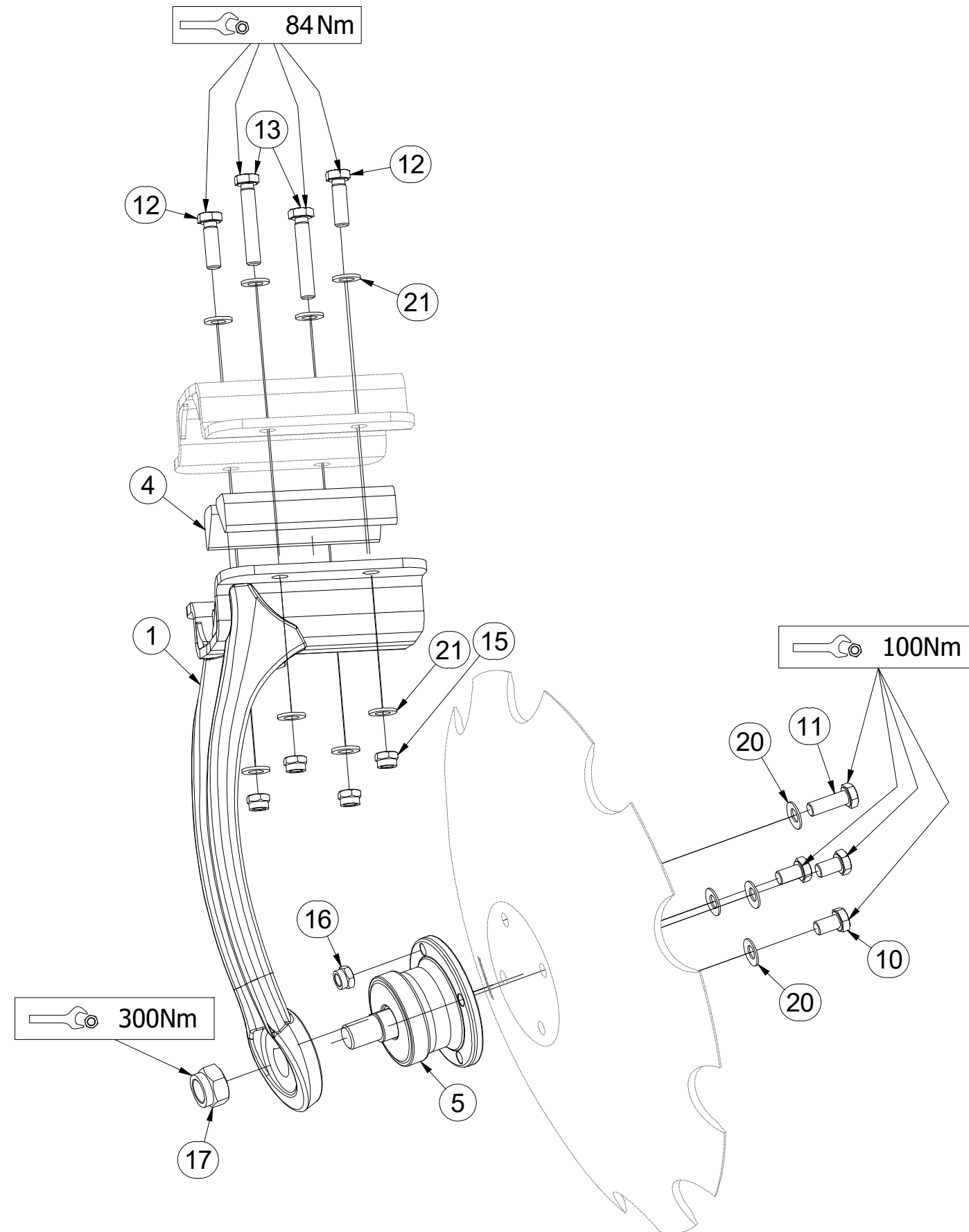
Pos.	Part Number	Pcs.
1	3008374	31
2	3008375	29
3	3008376	1
4	9004269	55
5	4016392	5
6	3006559	62

- Ⓒ PŘEDNÍ DISK
- Ⓓ SCHEIBE, VORDERE
- Ⓕ DISQUE AVANT

- Ⓒ FRONT DISC
- Ⓓ ДИСК ПЕРЕДНИЙ
- Ⓕ TALERZ PRZEDNI



3008374



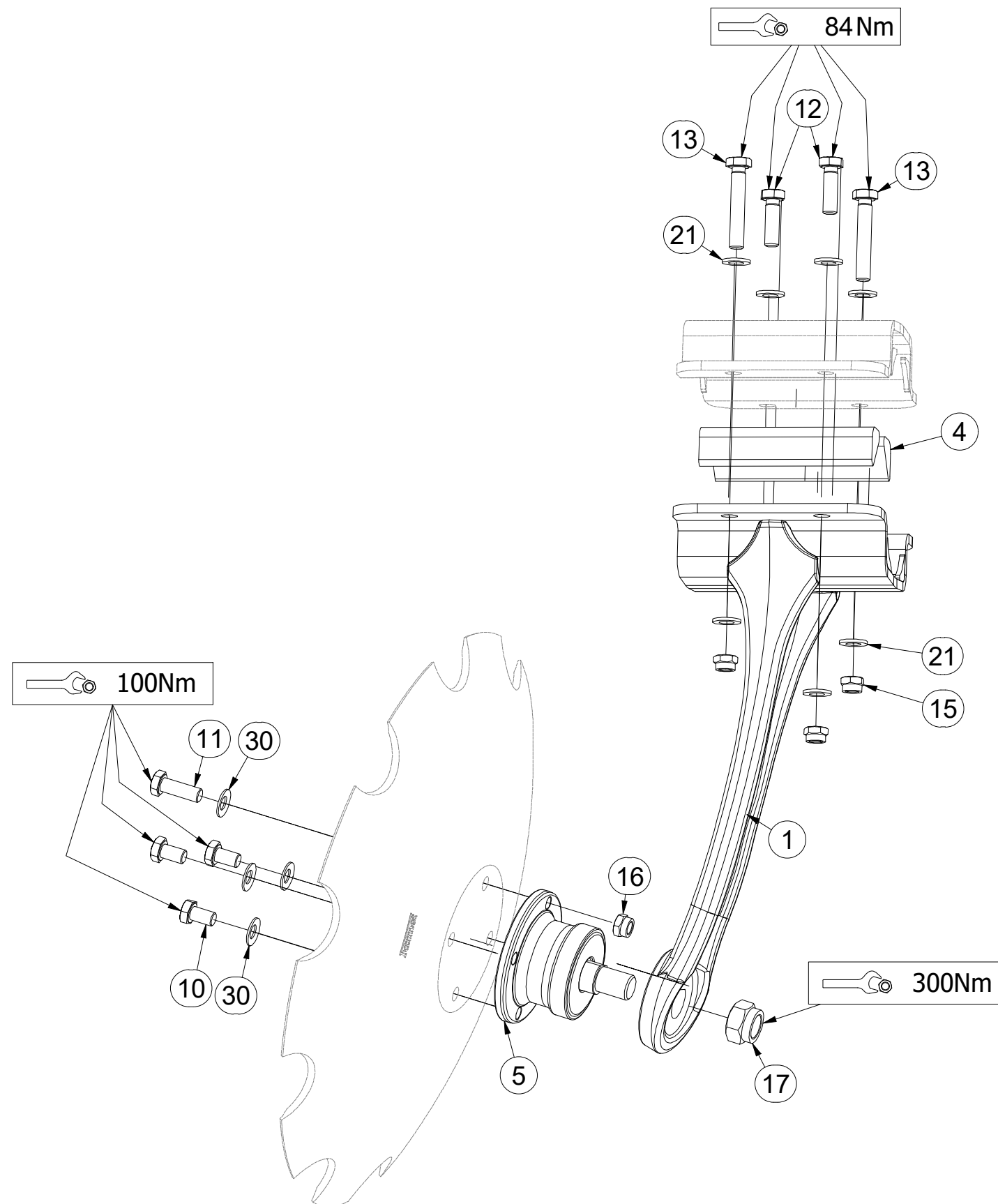
Pos.	Part Number	Pcs.
1	3008382	1
4	m16878	4
5	m11308	1
10	m11309	3
11	m11559	1
12	m17657	2
13	m17653	2
15	m12134	4
16	m11560	1
17	m11313	1
20	m17545	4
21	m17741	8

CZ ZADNÍ DISK
 D SCHEIBE, HINTERE
 F DISQUE ARRIÈRE

GB REAR DISC
 RU ДИСК ЗАДНИЙ
 PL TALERZ TYLNY



3008375



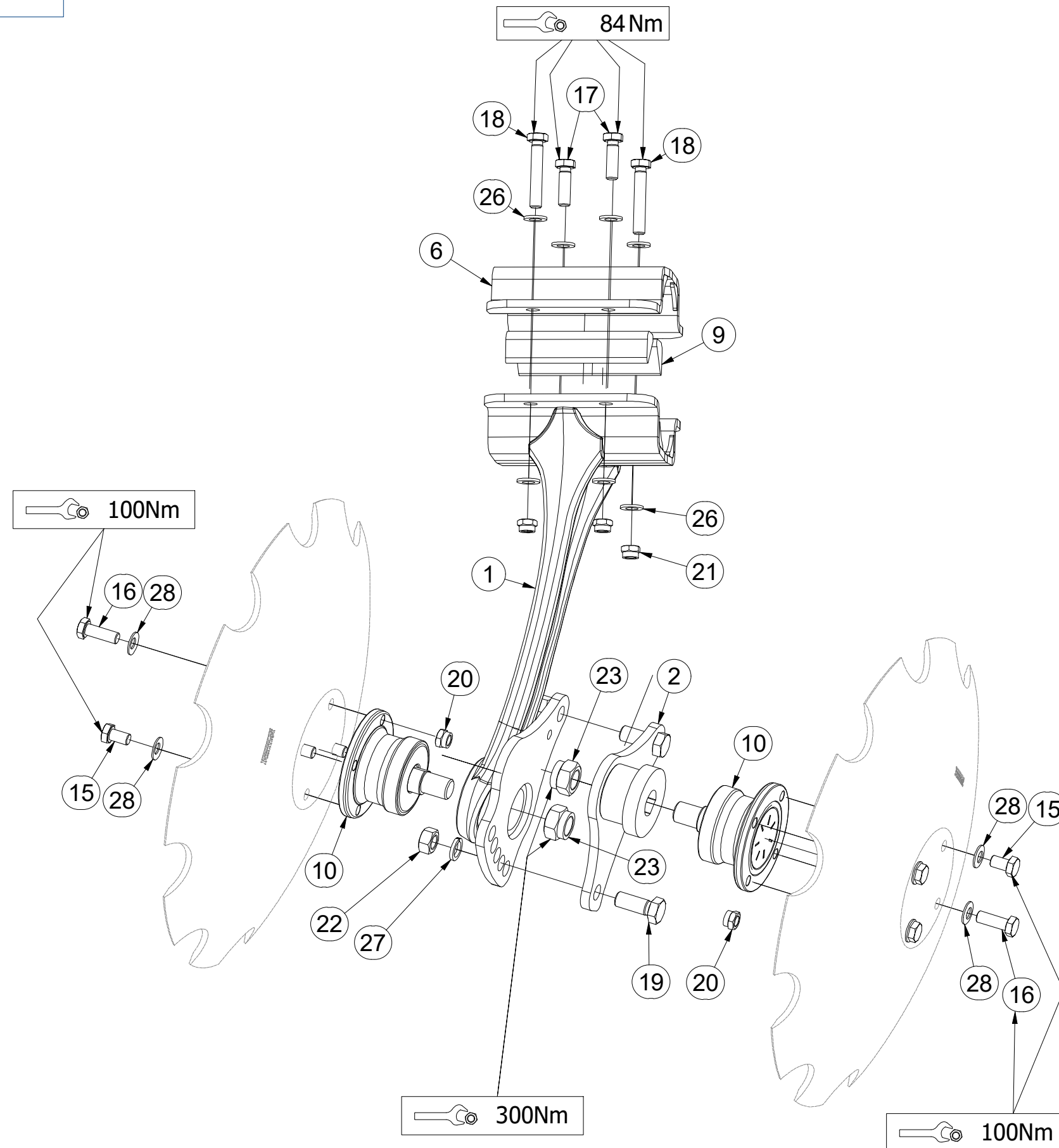
Pos.	Part Number	Pcs.
1	3008383	1
4	m16878	4
5	m11308	1
10	m11309	3
11	m11559	1
12	m17657	2
13	m17653	2
15	m12134	4
16	m11560	1
17	m11313	1
21	m17741	8
30	m17545	4

CZ ZADNÍ DVOUDISK
 D DUPLEXSCHEIBE, HINTERE
 F ARRIÈRE DISQUE DOUBLE

GB REAR TWIN DISC
 RU ДВОЙНОЙ ДИСК ЗАДНИЙ
 PL TALERZ PODWÓJNY TYLNY



3008376

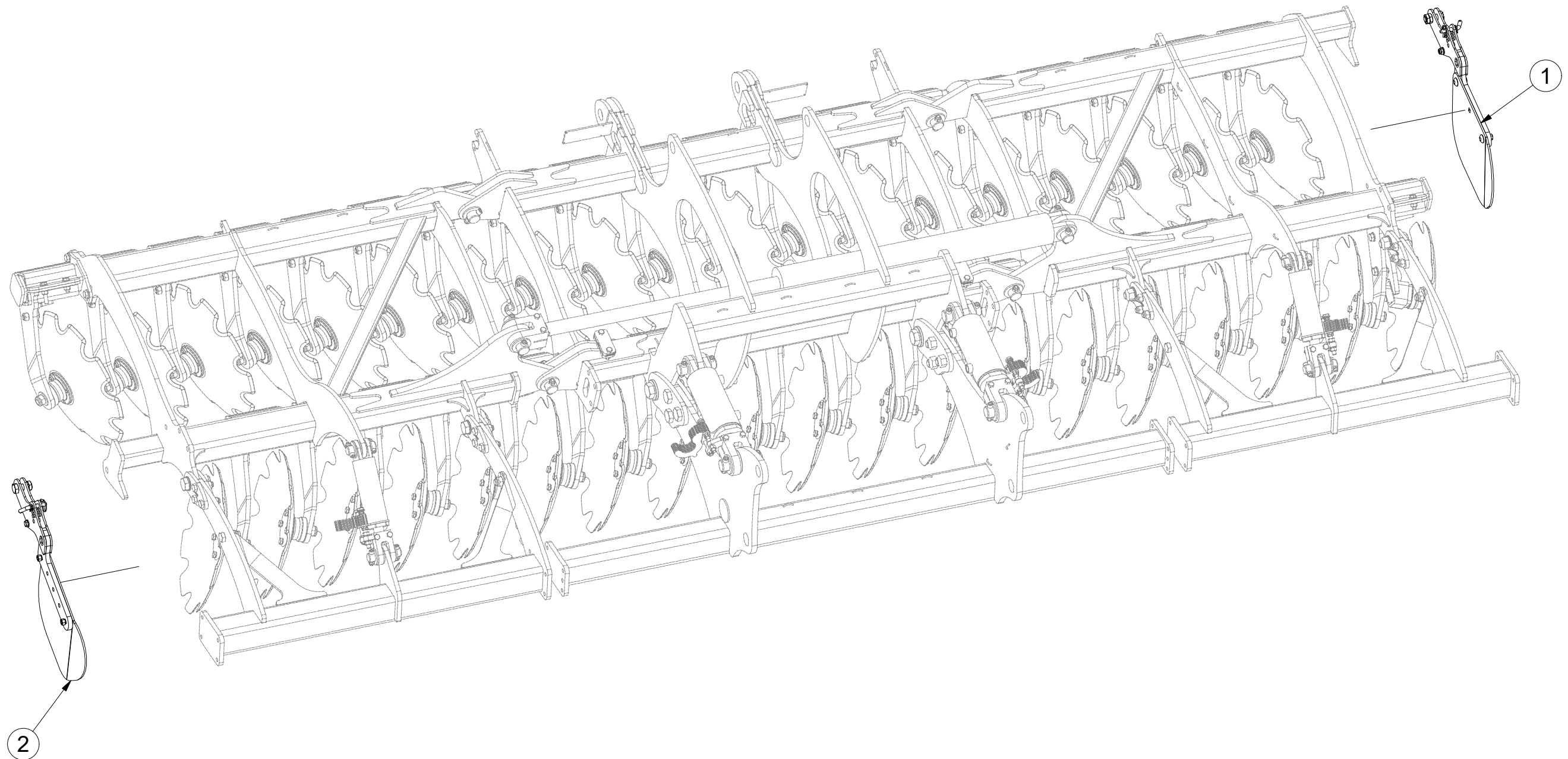


Pos.	Part Number	Pcs.
1	3008384	1
2	4014367	1
6	9004269	1
9	m16878	4
10	m11308	2
15	m11309	6
16	m11559	2
17	m17657	2
18	m17653	2
19	m01129	2
20	m11560	2
21	m12134	4
22	m01306	2
23	m11313	2
26	m17741	8
27	m02157	2
28	m17545	8

Ⓒ SADA DEFLEKTORŮ
Ⓓ DEFLEKTORSATZ
Ⓕ KIT DE DÉFLECTEURS

3009573

Ⓖ SET OF DEFLECTORS
Ⓡ КОМПЛЕКТ ДЕФЛЕКТОРОВ
Ⓢ ZESTAW DEFLEKTORÓW



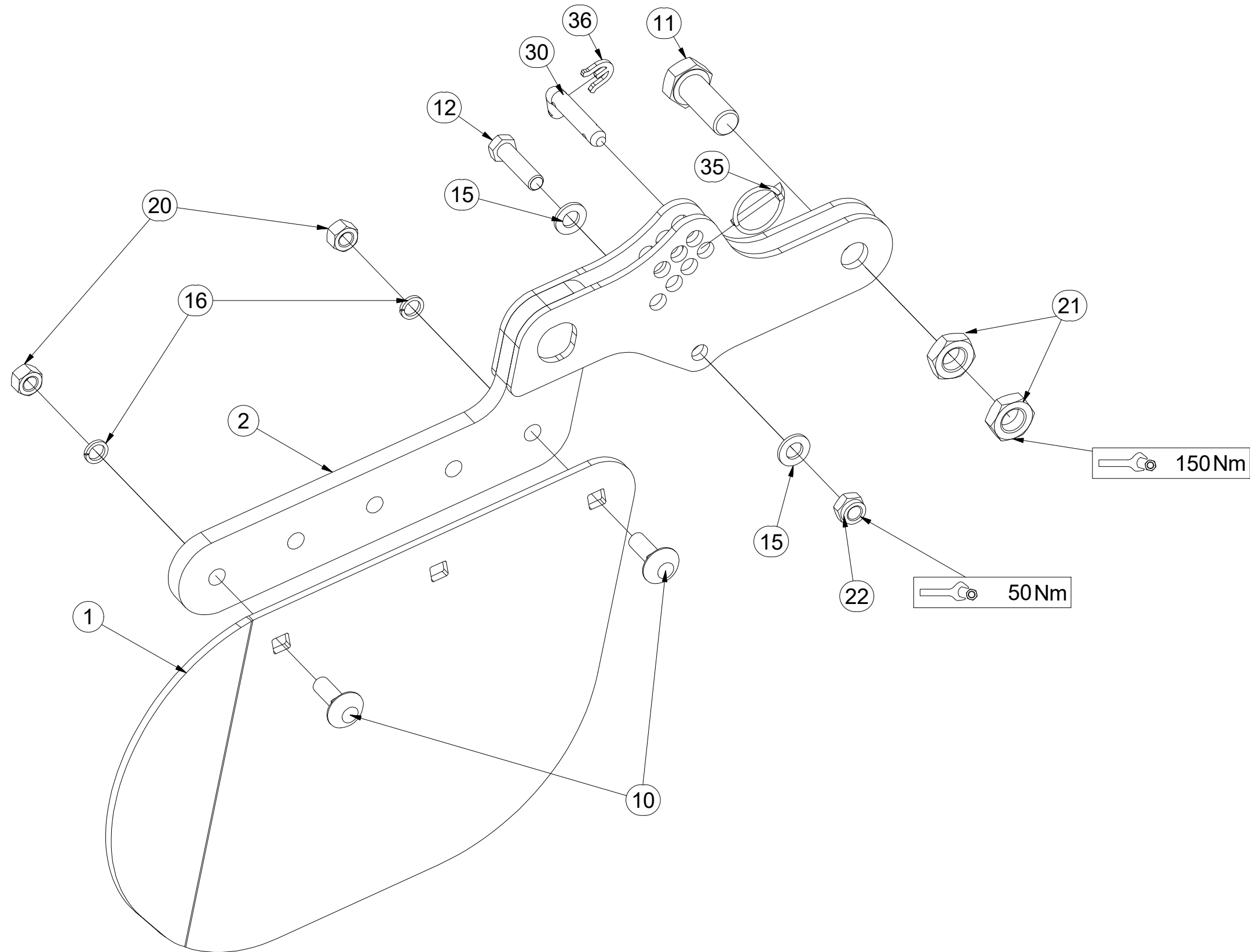
Pos.	Part Number	Pcs.
1	3004586	1
2	3009574	1

CZ ZADNÍ DEFLEKTOR
 D DEFLEKTOR, HINTERE
 F DÉFLECTEUR ARRIÈRE

GB REAR DEFLECTOR
 RU ЗАДНИЙ ДЕФЛЕКТОР
 PL DEFLEKTOR TYLNY



3009574



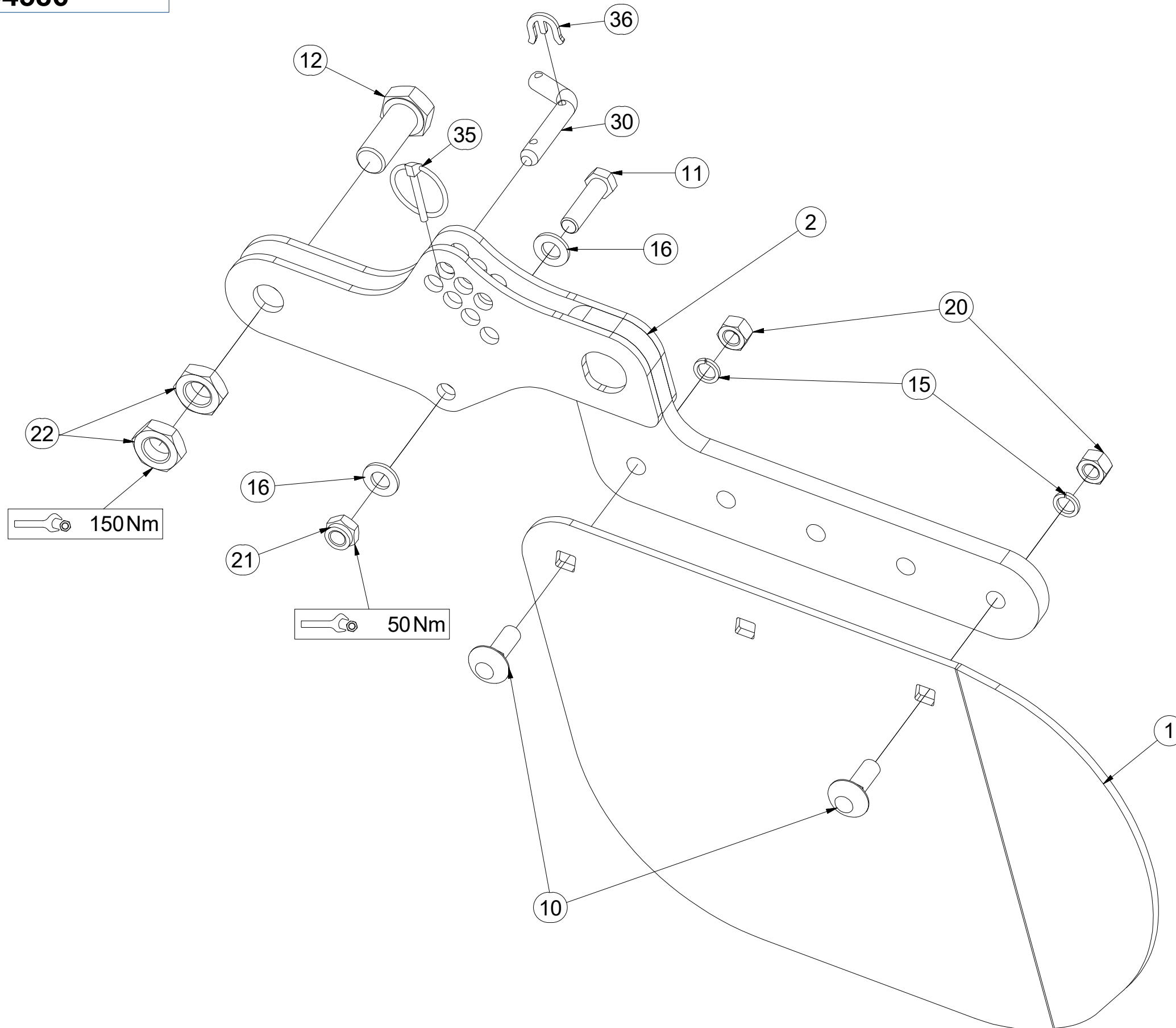
Pos	Part Number	Pcs.
1	4008981	1
2	4008743	1
10	m10618	2
11	m08378	1
12	m06077	1
15	m01214	2
16	m03988	2
20	m10439	2
21	m04284	2
22	m04301	1
30	m09141	1
35	m10454	1
36	4016279	1

CZ PŘEDNÍ DEFLEKTOR
 D DEFLEKTOR, VORDERE
 F DÉFLECTEUR AVANT

GB FRONT DEFLECTOR
 RU ПЕРЕДНИЙ ДЕФЛЕКТОР
 PL DEFLOKTOR PRZEDNI



3004586



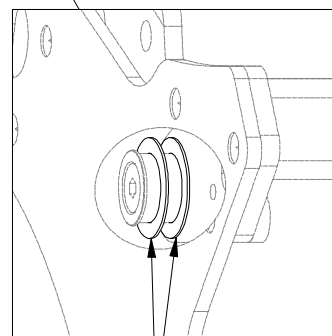
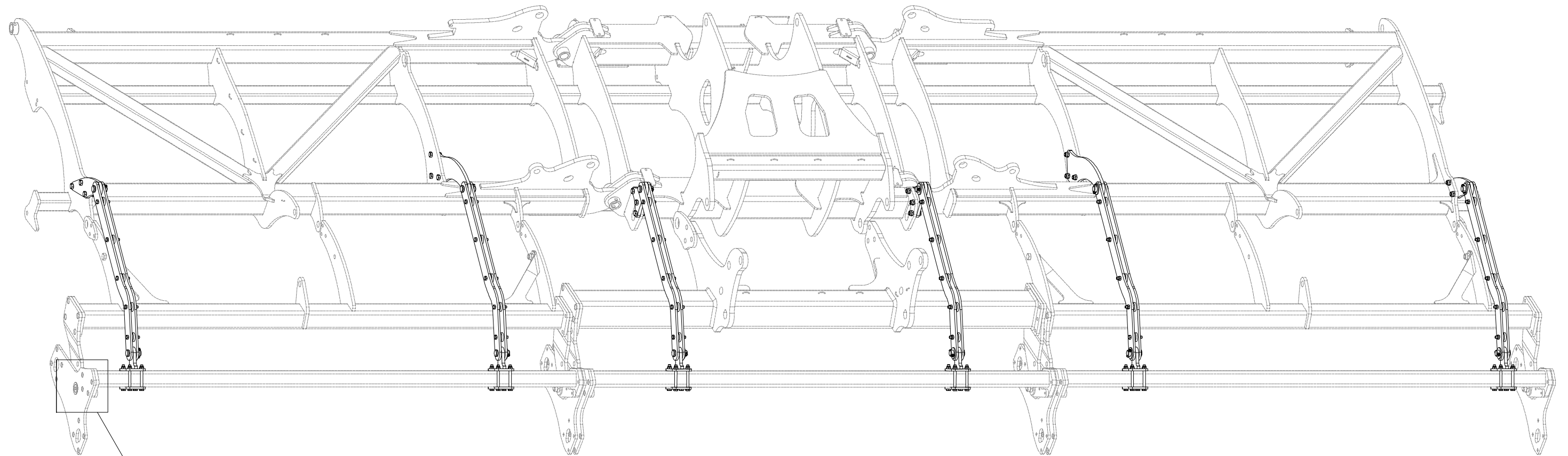
Pos	Part Number	Pcs.
1	4008155	1
2	4008743	1
10	m10618	2
11	m06077	1
12	m08378	1
15	m03988	2
16	m01214	2
20	m10439	2
21	m04301	1
22	m04284	2
30	m09141	1
35	m10454	1
36	4016279	1

Ⓒ SADA VÁLCŮ
Ⓓ SATZ WALZEN
Ⓕ KIT DE ROULEAUX

Ⓖ SET OF ROLLERS
Ⓡ КОМПЛЕКТ КАТКОВ
Ⓢ ZESTAW WAŁÓW



VZ00003551



8

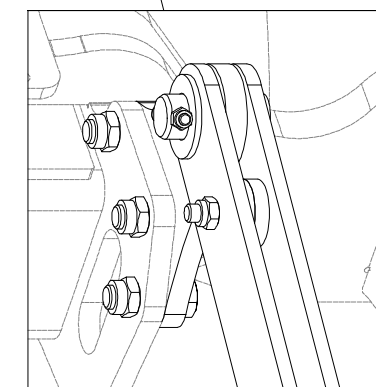
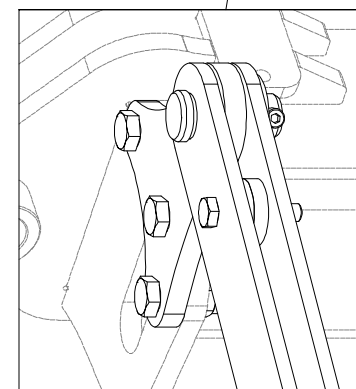
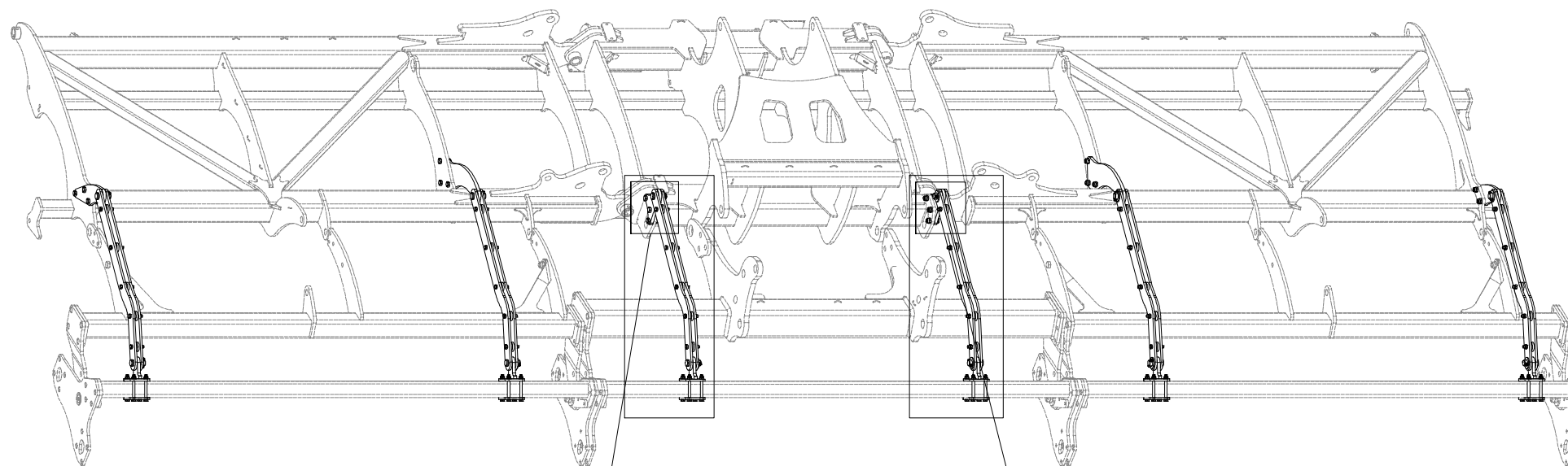
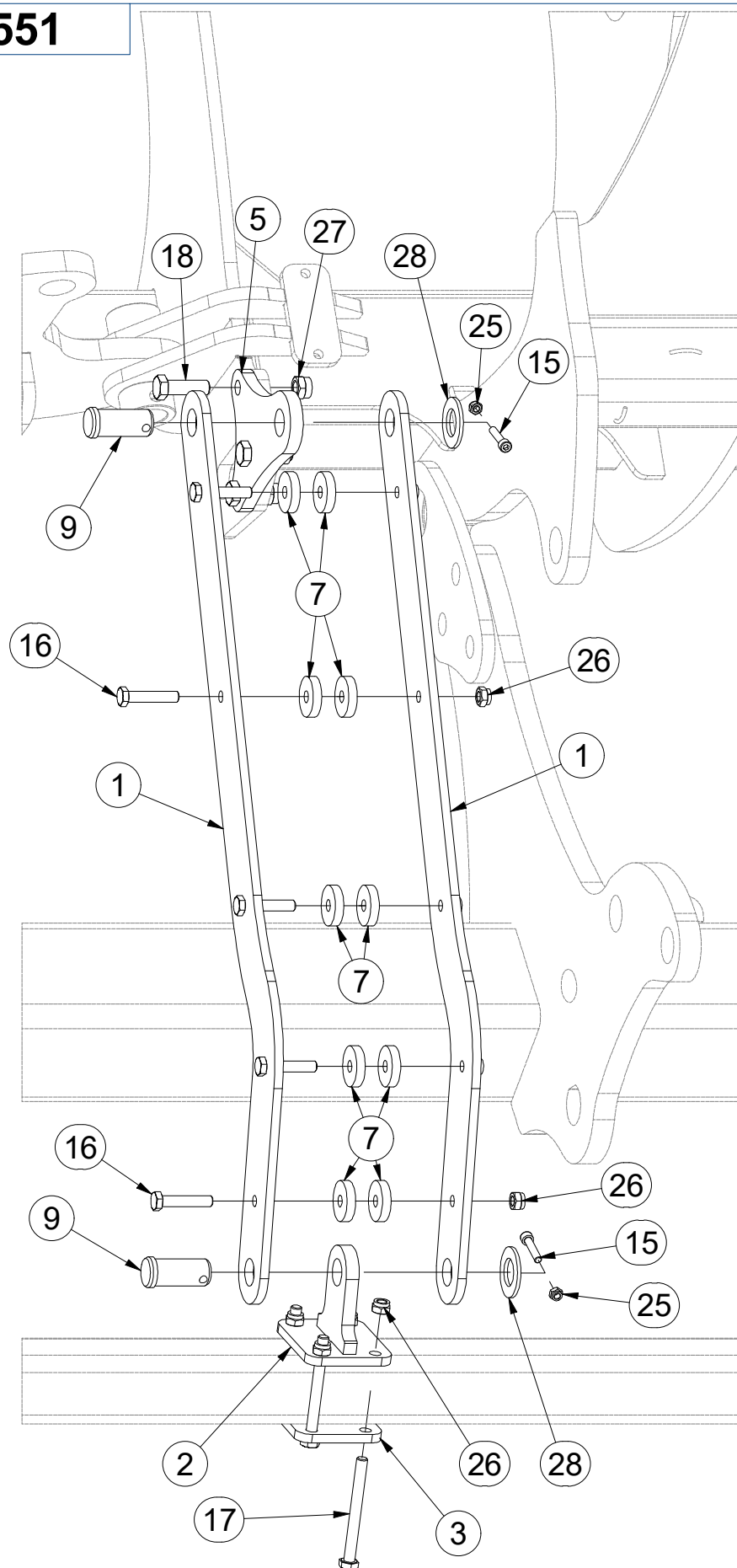
Pos.	Part Number	Pcs.
8	VZ00003521	12

- Ⓒ SADA VÁLCŮ
- Ⓓ SATZ WALZEN
- Ⓕ KIT DE ROULEAUX

- Ⓖ SET OF ROLLERS
- Ⓡ КОМПЛЕКТ КАТКОВ
- Ⓟ ZESTAW WAŁÓW



VZ00003551



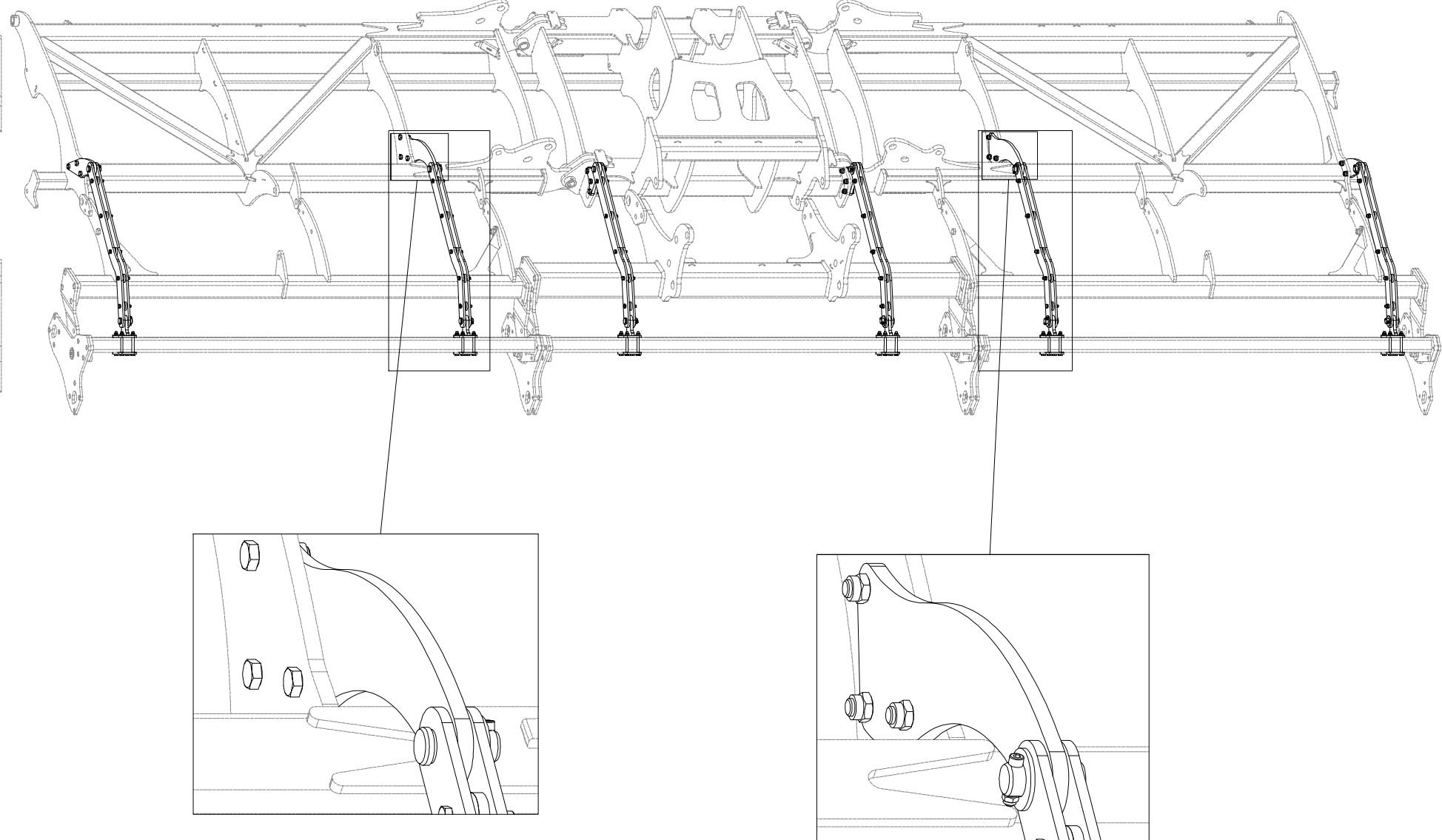
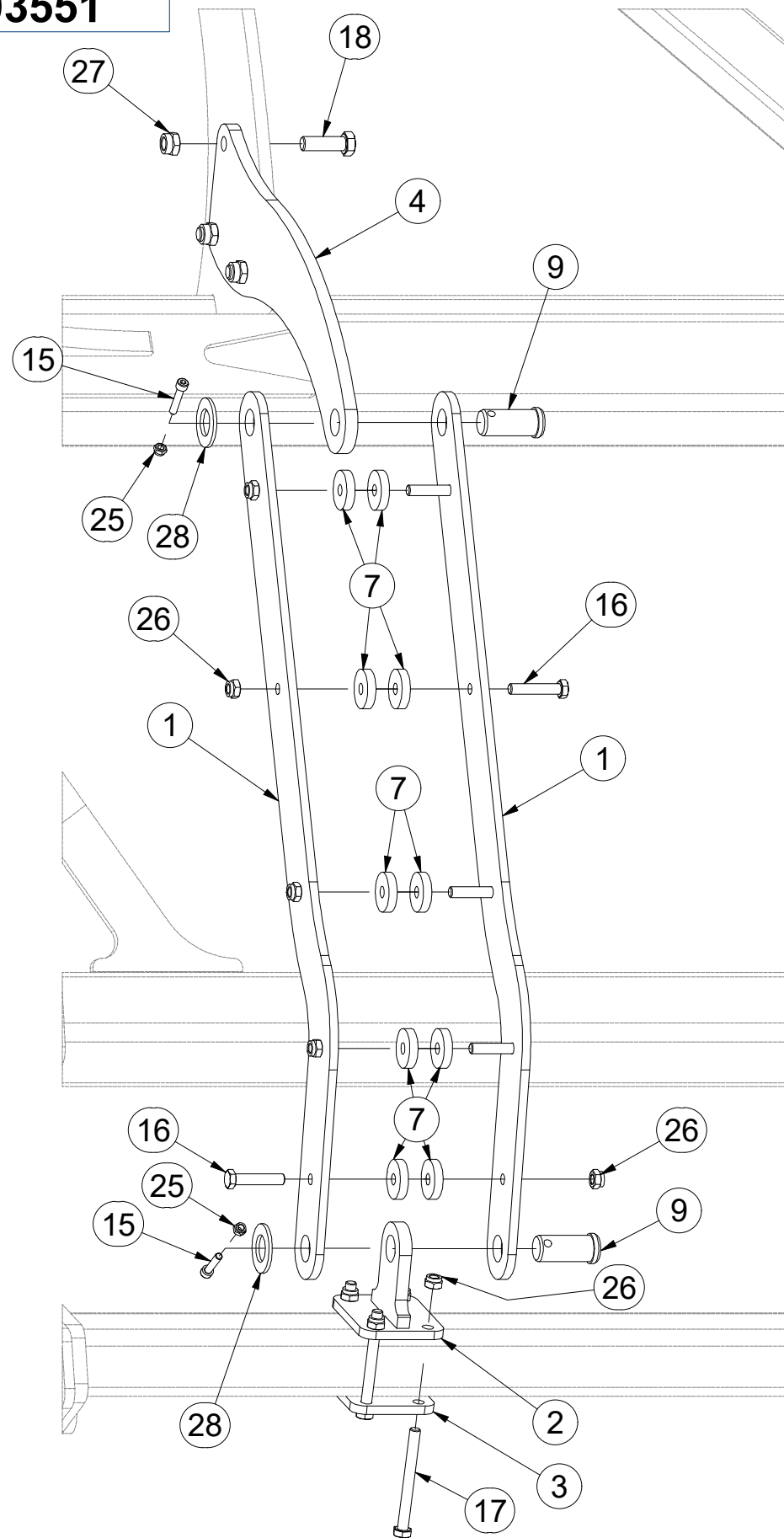
Pos.	Part Number	Pcs.	Pos.	Part Number	Pcs.
1	VZ00003422	12	16	m01131	30
2	VZ00003420	6	17	m13467	24
3	VZ00003417	6	18	m10849	18
5	VZ00003416	2	25	m04503	12
7	VZ00001801	60	26	m04301	54
9	4025823	12	27	m13846	18
15	m13894	12	28	m14029	12

- ⒸZ SADA VÁLCŮ
- Ⓓ SATZ WALZEN
- Ⓕ KIT DE ROULEAUX

- ⒼB SET OF ROLLERS
- ⒶR КОМПЛЕКТ КАТКОВ
- ⒶL ZESTAW WAŁÓW



VZ00003551



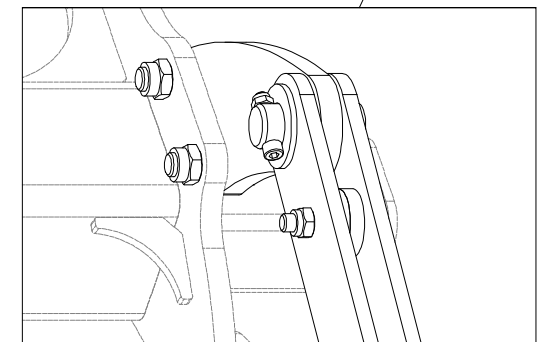
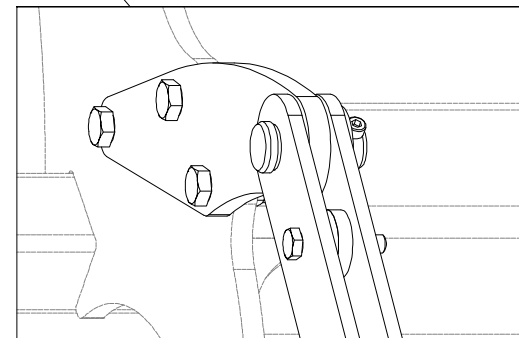
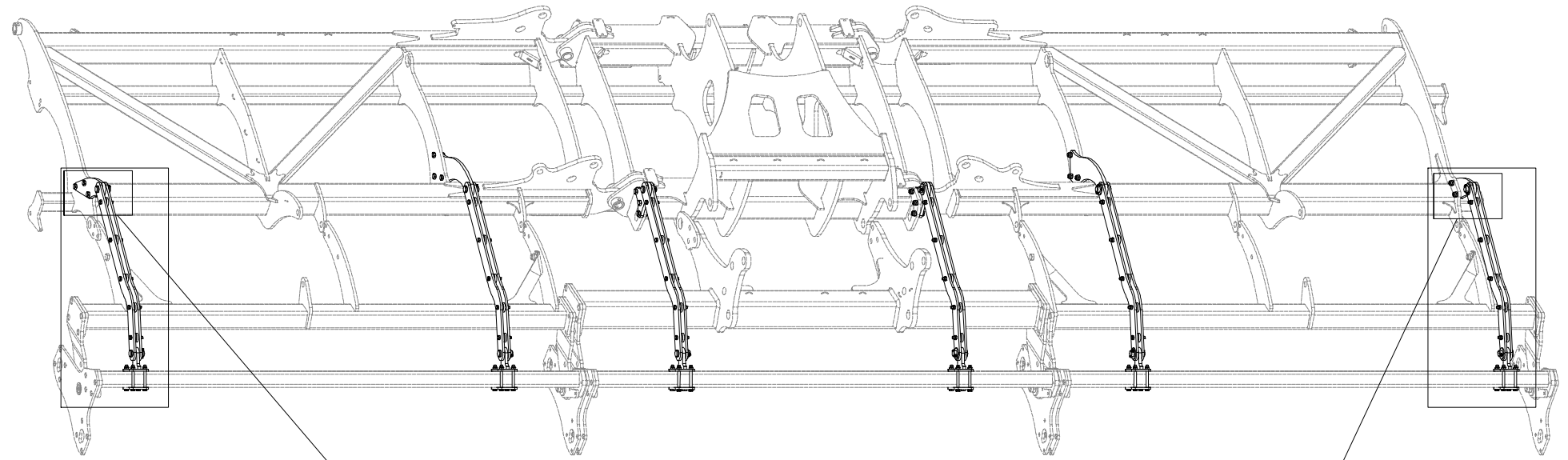
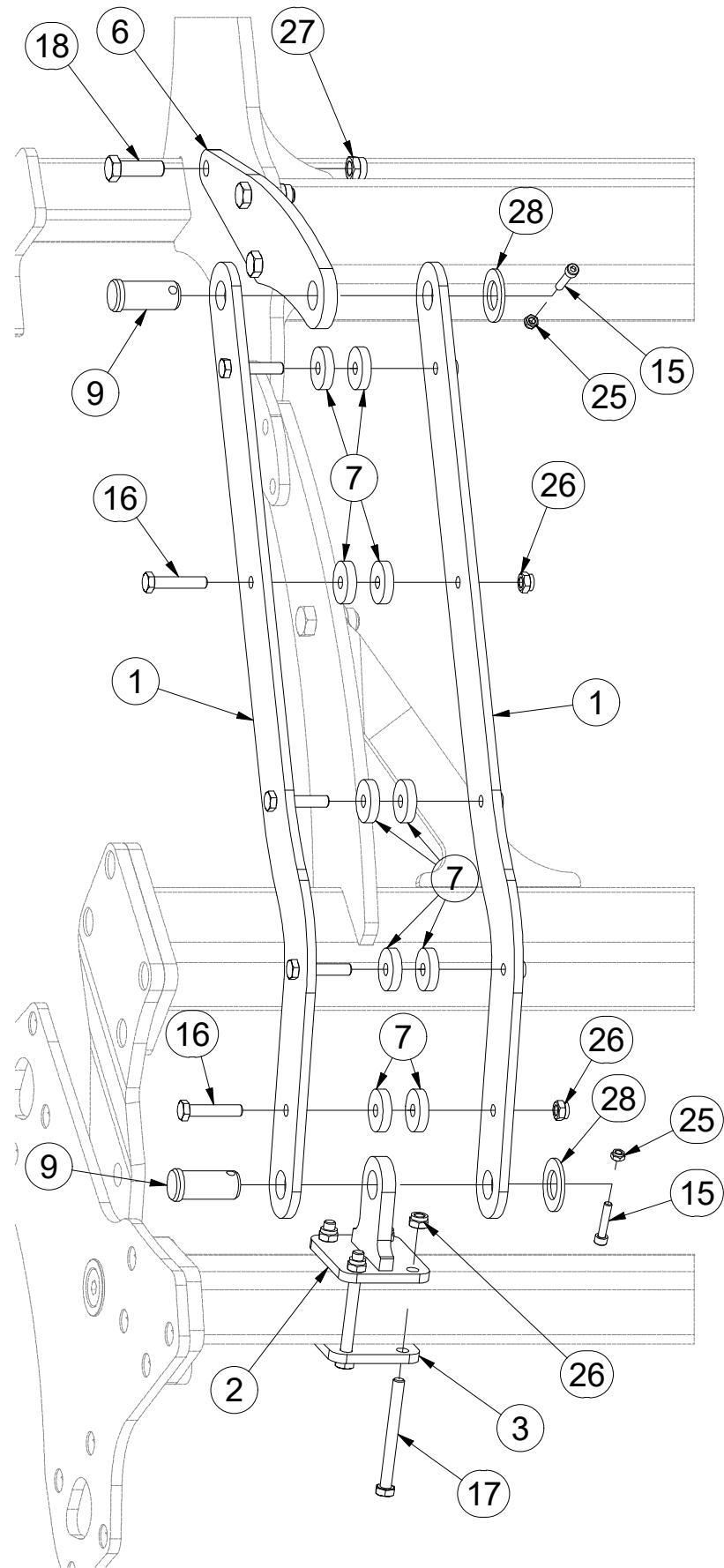
Pos.	Part Number	Pcs.	Pos.	Part Number	Pcs.
1	VZ00003422	12	16	m01131	30
2	VZ00003420	6	17	m13467	24
3	VZ00003417	6	18	m10849	18
4	VZ00003415	2	25	m04503	12
7	VZ00001801	60	26	m04301	54
9	4025823	12	27	m13846	18
15	m13894	12	28	m14029	12

CZ SADA VÁLCŮ
 D SATZ WALZEN
 F KIT DE ROULEAUX

GB SET OF ROLLERS
 RU КОМПЛЕКТ КАТКОВ
 PL ZESTAW WAŁÓW



VZ00003551



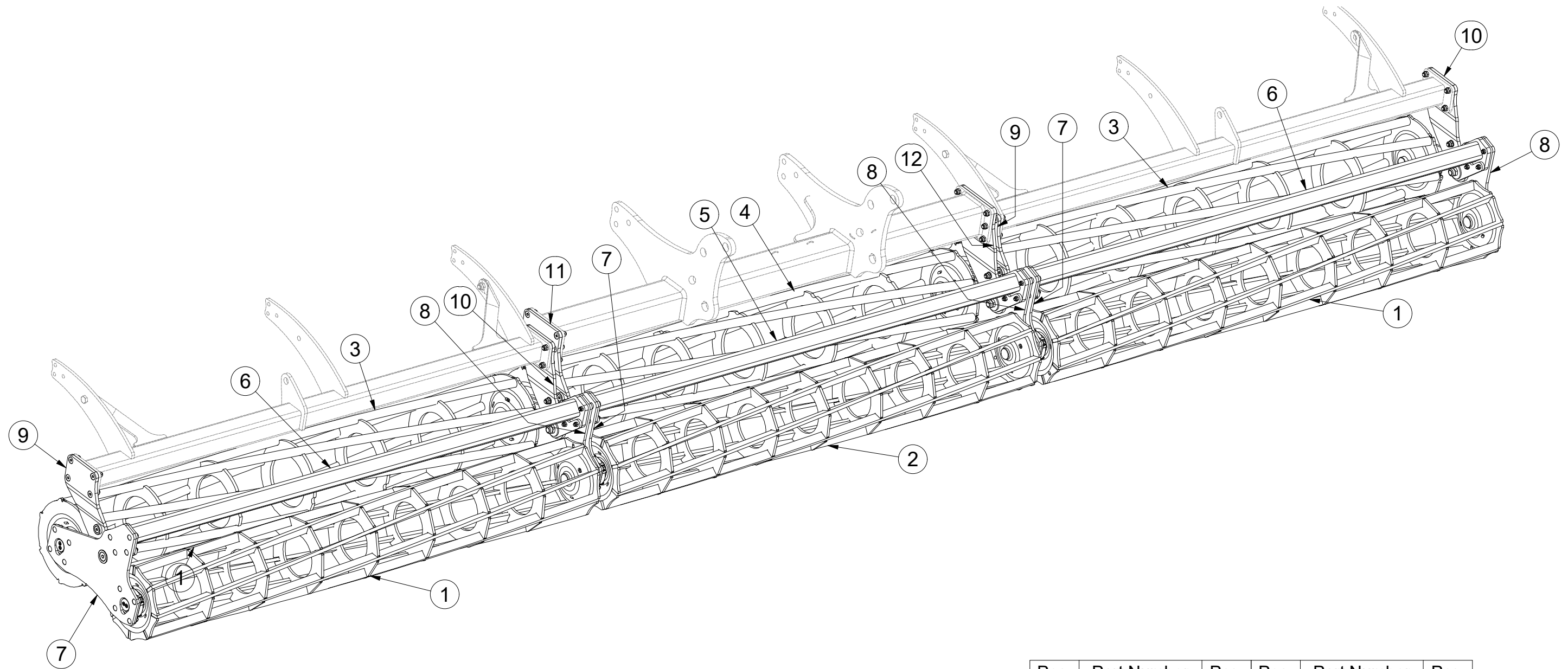
Pos.	Part Number	Pcs.	Pos.	Part Number	Pcs.
1	VZ00003422	12	16	m01131	30
2	VZ00003420	6	17	m13467	24
3	VZ00003417	6	18	m10849	18
6	VZ00003423	2	25	m04503	12
7	VZ00001801	60	26	m04301	54
9	4025823	12	27	m13846	18
15	m13894	12	28	m14029	12

CZ SADA ZADNÍCH VÁLCŮ
 D SATZ HINTERE WALZEN
 F KIT DE ROULEAUX ARRIÈRE

GB SET OF REAR ROLLERS
 RU КОМПЛЕКТ ЗАДНИХ КАТКОВ
 PL ZESTAW TYLNYCH WAŁÓW



3010660



Pos.	Part Number	Pcs.	Pos.	Part Number	Pcs.
1	2000759	2	7	3008728	3
3	3010651	2	8	3008729	3
2	2000760	1	9	3008700	2
4	3010589	1	10	3008702	2
5	3008750	1	11	3008717	1
6	3008749	2	12	3008718	1

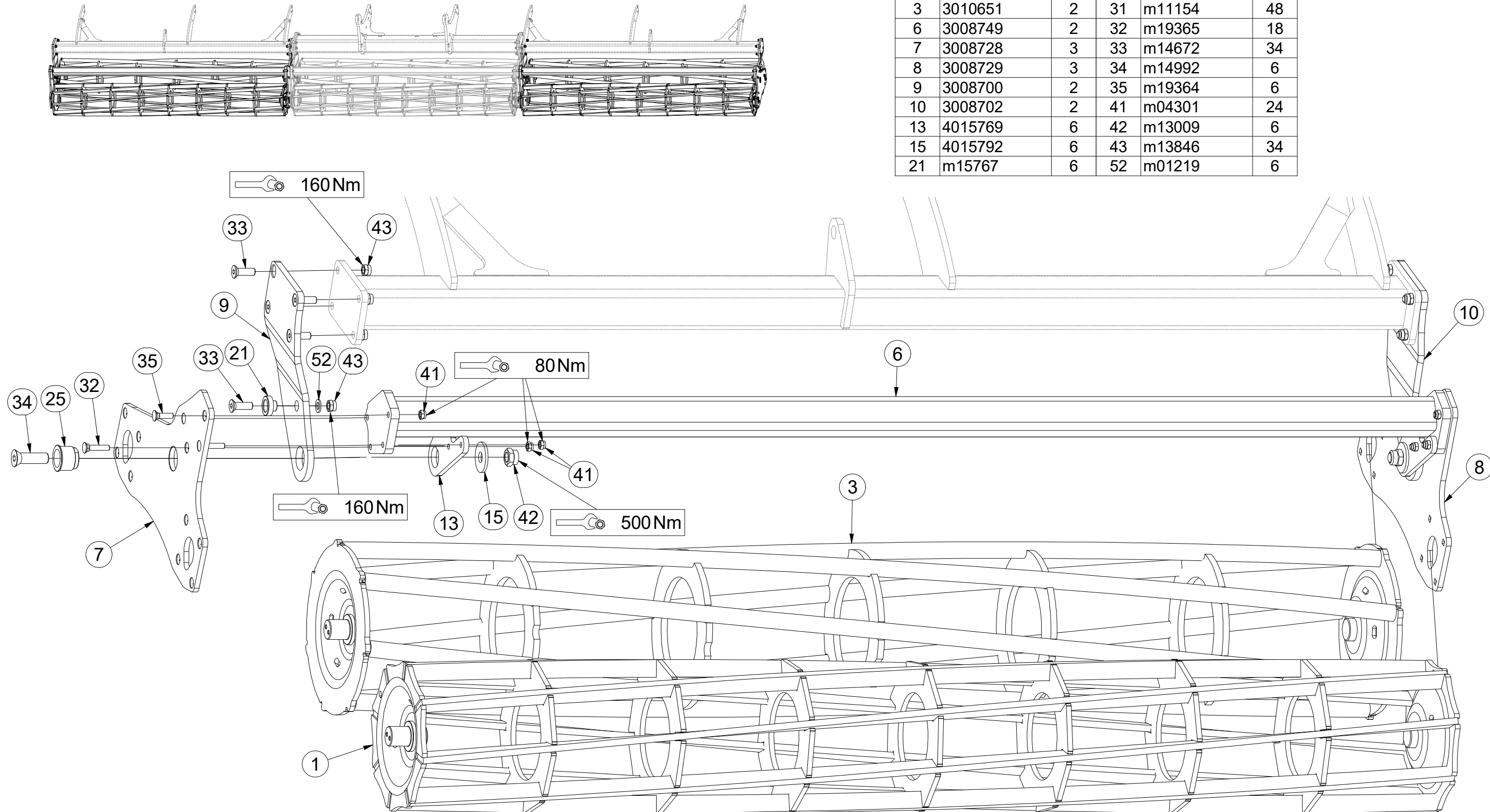
- ⒸZ SADA ZADNÍCH VÁLCŮ
- Ⓓ SATZ HINTERE WALZEN
- Ⓕ KIT DE ROULEAUX ARRIÈRE

- ⒼB SET OF REAR ROLLERS
- ⒺU КОМПЛЕКТ ЗАДНИХ КАТКОВ
- ⒼL ZESTAW TYLNYCH WAŁÓW



3010660

Pos.	Part Number	Pcs.	Pos.	Part Number	Pcs.
1	2000759	2	25	m14991	6
3	3010651	2	31	m11154	48
6	3008749	2	32	m19365	18
7	3008728	3	33	m14672	34
8	3008729	3	34	m14992	6
9	3008700	2	35	m19364	6
10	3008702	2	41	m04301	24
13	4015769	6	42	m13009	6
15	4015792	6	43	m13846	34
21	m15767	6	52	m01219	6



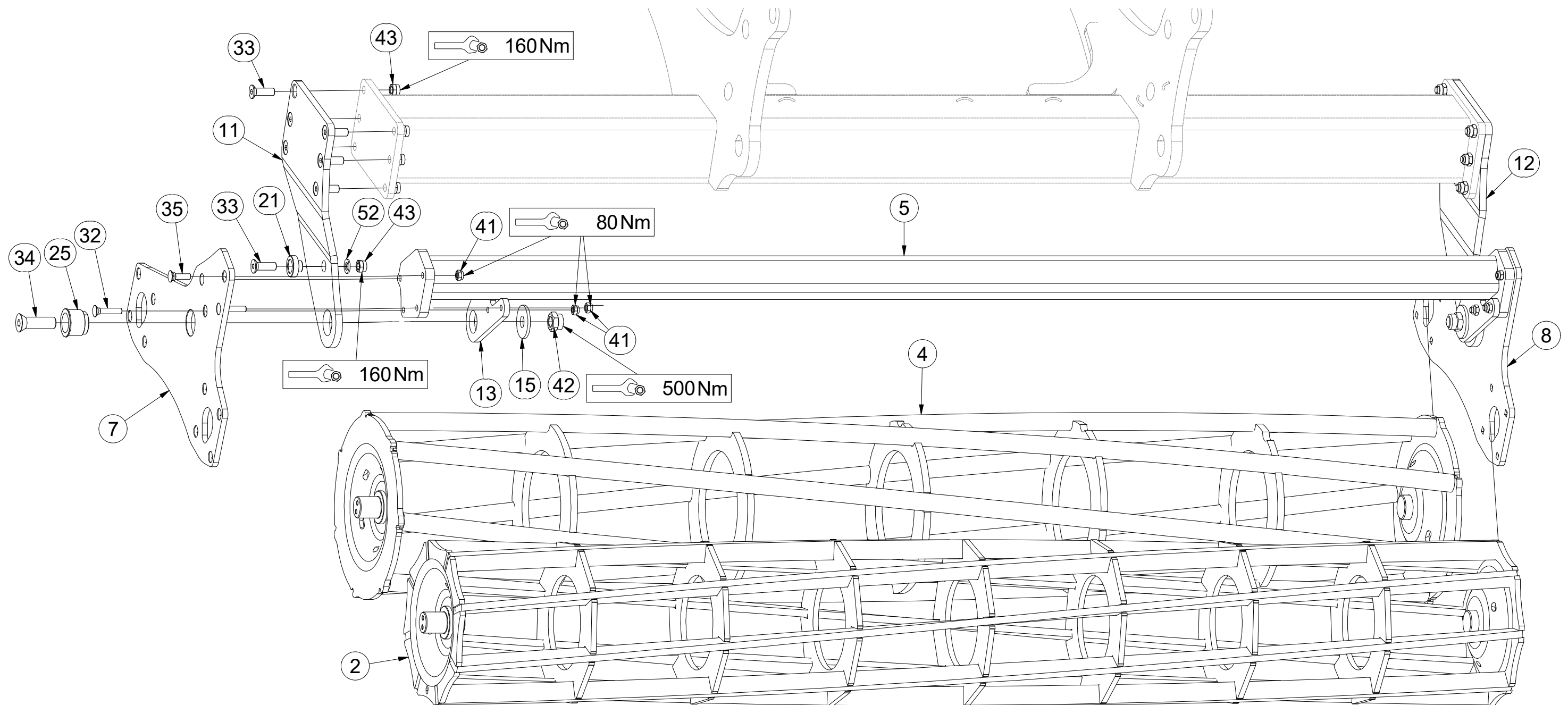
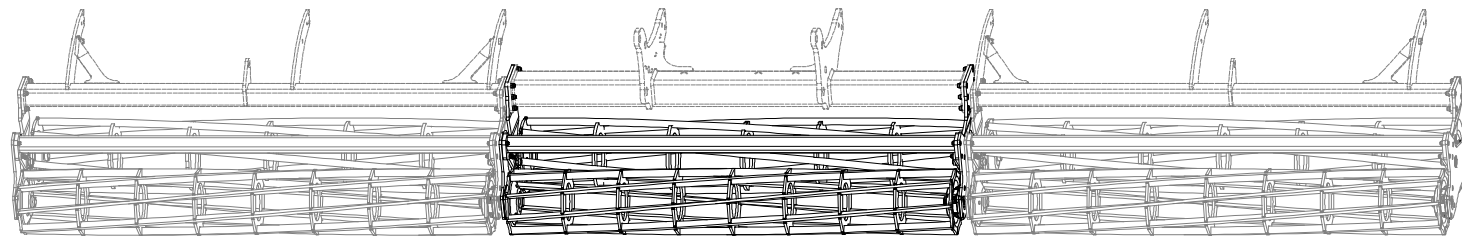
- Ⓒ SADA ZADNÍCH VÁLČŮ
- Ⓓ SATZ HINTERE WALZEN
- Ⓕ KIT DE ROULEAUX ARRIÈRE

- Ⓖ SET OF REAR ROLLERS
- Ⓡ КОМПЛЕКТ ЗАДНИХ КАТКОВ
- Ⓟ ZESTAW TYLNYCH WAŁÓW



3010660

Pos.	Part Number	Pcs.	Pos.	Part Number	Pcs.
2	2000760	1	25	m14991	6
4	3010589	1	31	m11154	48
5	3008750	1	32	m19365	18
7	3008728	3	33	m14672	34
8	3008729	3	34	m14992	6
11	3008717	1	35	m19364	6
12	3008718	1	41	m04301	24
13	4015769	6	42	m13009	6
15	4015792	6	43	m13846	34
21	m15767	6	52	m01219	6

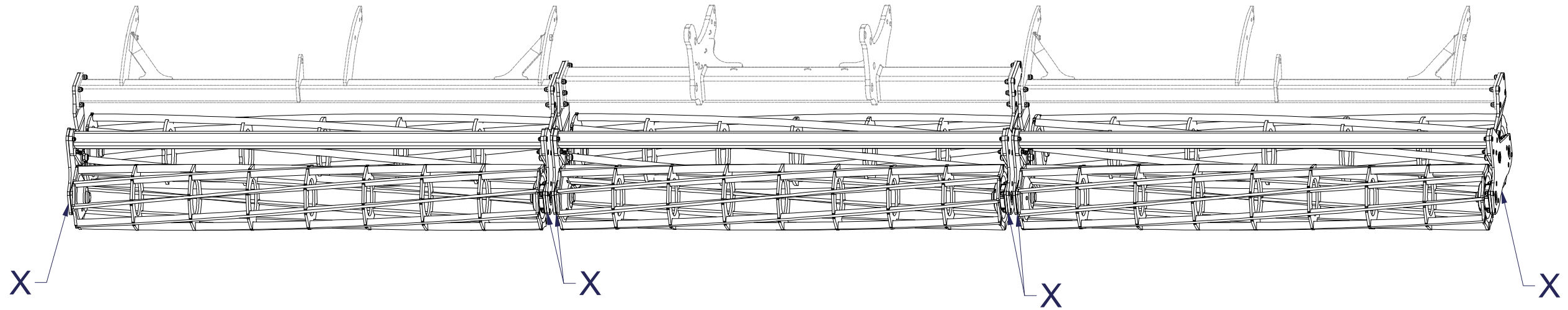


- Ⓒ SADA ZADNÍCH VÁLCŮ
- Ⓓ SATZ HINTERE WALZEN
- Ⓕ KIT DE ROULEAUX ARRIÈRE

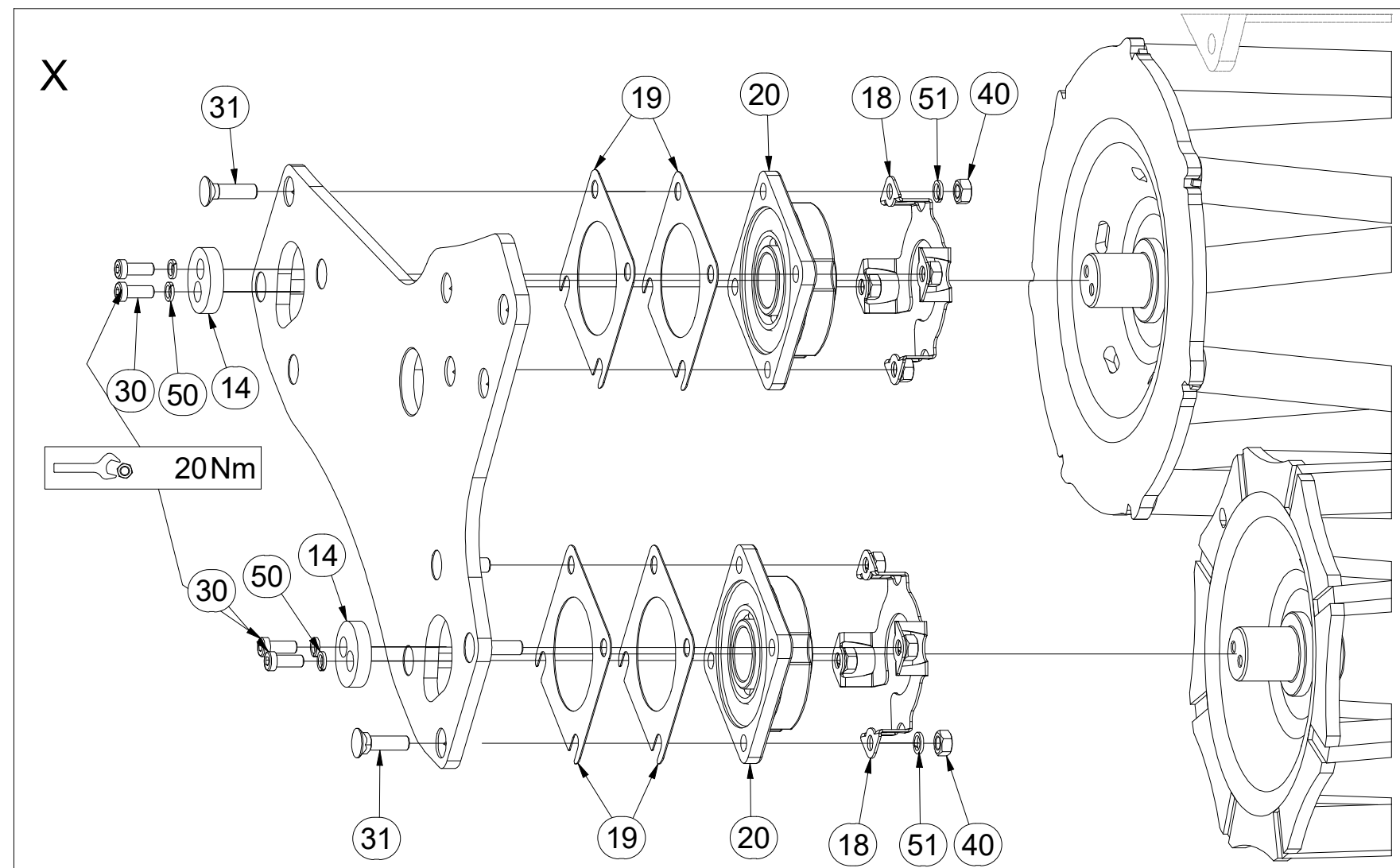
- Ⓖ SET OF REAR ROLLERS
- Ⓡ КОМПЛЕКТ ЗАДНИХ КАТКОВ
- Ⓟ ZESTAW TYLNYCH WAŁÓW



3010660



Pos.	Part Number	Pcs.
14	4017124	12
18	4017071	12
19	4016002	24
20	m18888	12
30	m17638	24
31	m11154	48
40	m01305	48
50	m01208	24
51	m03988	48



ⒸZ SADA NÁPRAVY

Ⓓ SATZ AUFHÄNGUNG

Ⓕ KIT DE L'ESSIEU

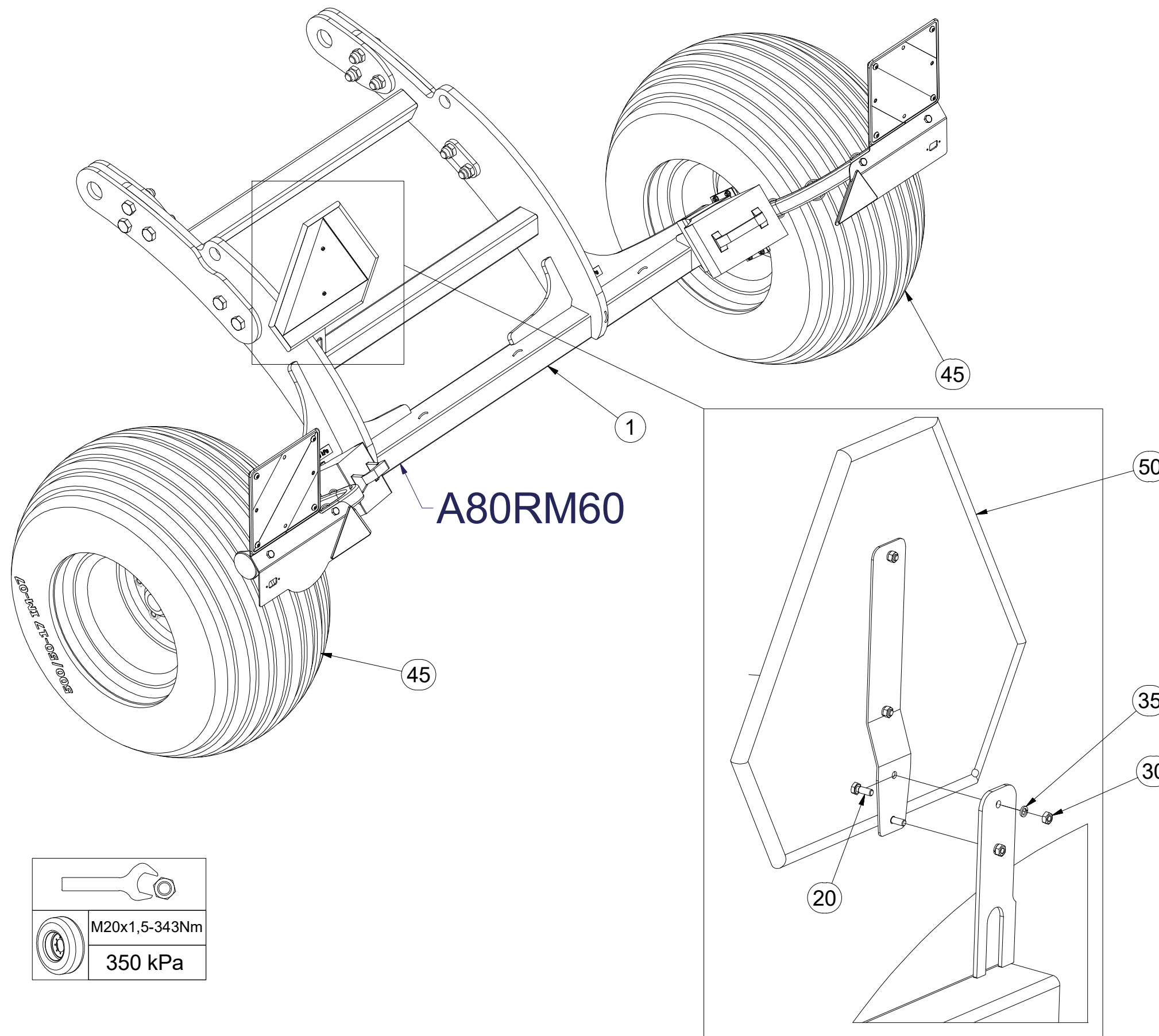
ⒼB AXLE SET

Ⓔ RU КОМПЛЕКТ ОСИ КОЛЁС

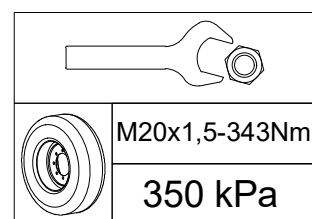
Ⓐ PL ZESTAW OSI



3012148



Pos.	Part Number	Pcs.
1	2001187	1
2	3012367	1
3	3012389	1
20	m01073	2
30	m01295	2
35	m01200	2
45	m14895	2
50	m05371	1
60	m08845	2



Ⓒ CZ SADA NÁPRAVY

Ⓓ SATZ AUFHÄNGUNG

Ⓕ KIT DE L'ESSIEU

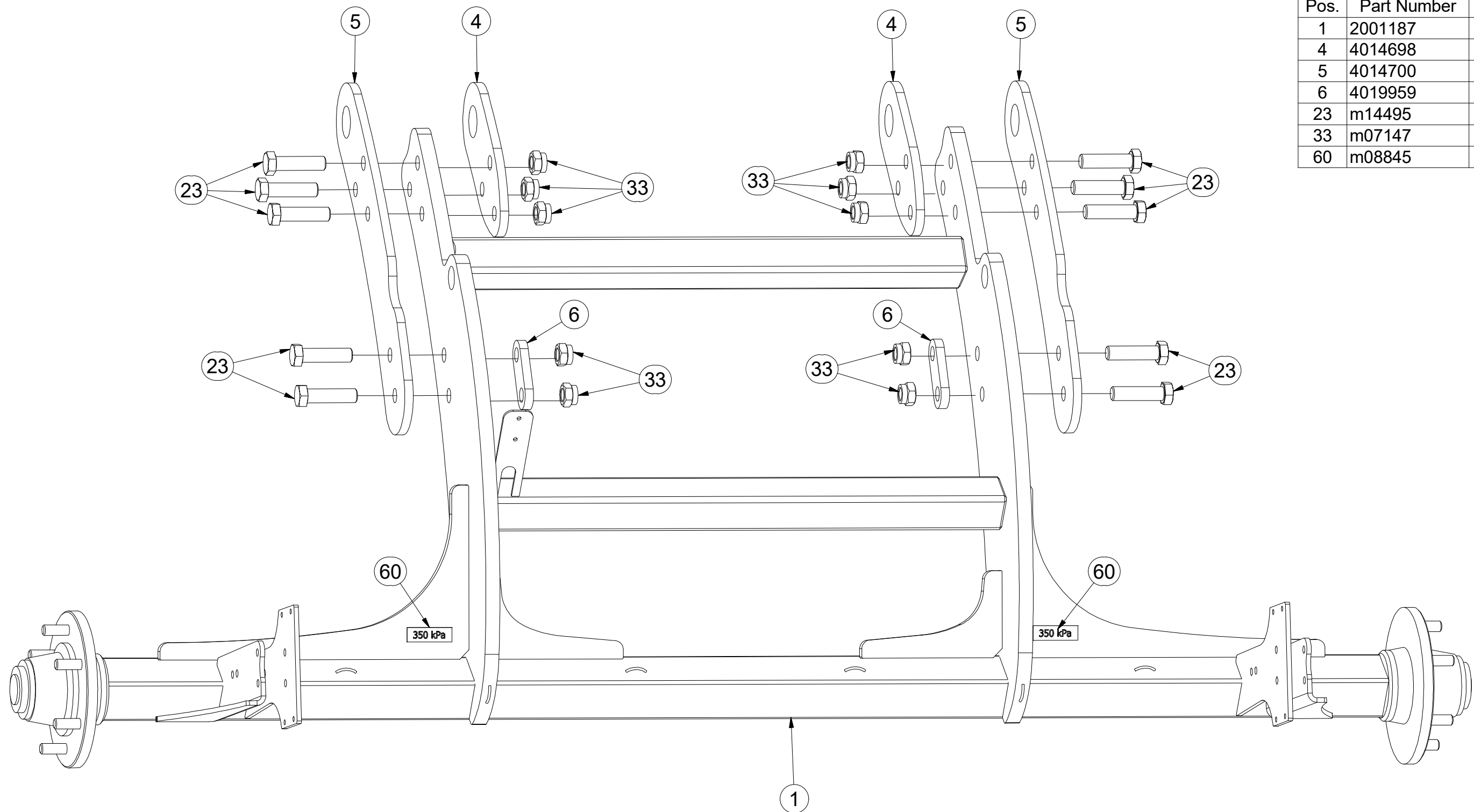
Ⓒ GB AXLE SET

Ⓓ RU КОМПЛЕКТ ОСИ КОЛЁС

Ⓕ PL ZESTAW OSI



3012148



Pos.	Part Number	Pcs.
1	2001187	1
4	4014698	2
5	4014700	2
6	4019959	2
23	m14495	10
33	m07147	10
60	m08845	2

ⒸZ SADA NÁPRAVY

Ⓓ SATZ AUFHÄNGUNG

Ⓕ KIT DE L'ESSIEU

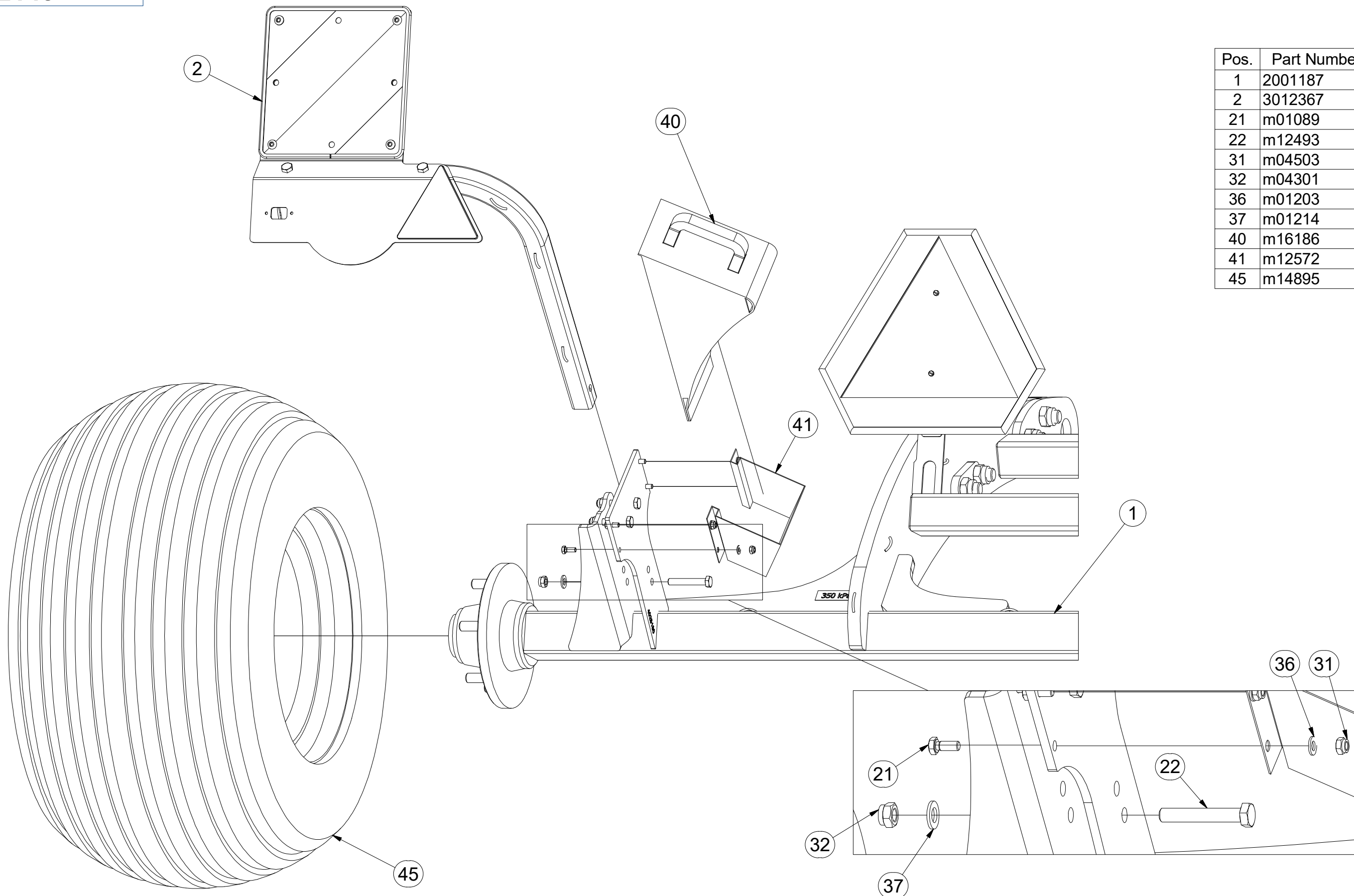
ⒼB AXLE SET

ⒺU КОМПЛЕКТ ОСИ КОЛЁС

ⒽL ZESTAW OSI



3012148



Pos.	Part Number	Pcs.
1	2001187	1
2	3012367	1
21	m01089	8
22	m12493	6
31	m04503	8
32	m04301	6
36	m01203	8
37	m01214	6
40	m16186	2
41	m12572	2
45	m14895	2

Ⓒ CZ SADA NÁPRAVY

Ⓓ D SATZ AUFHÄNGUNG

Ⓕ F KIT DE L'ESSIEU

Ⓖ GB AXLE SET

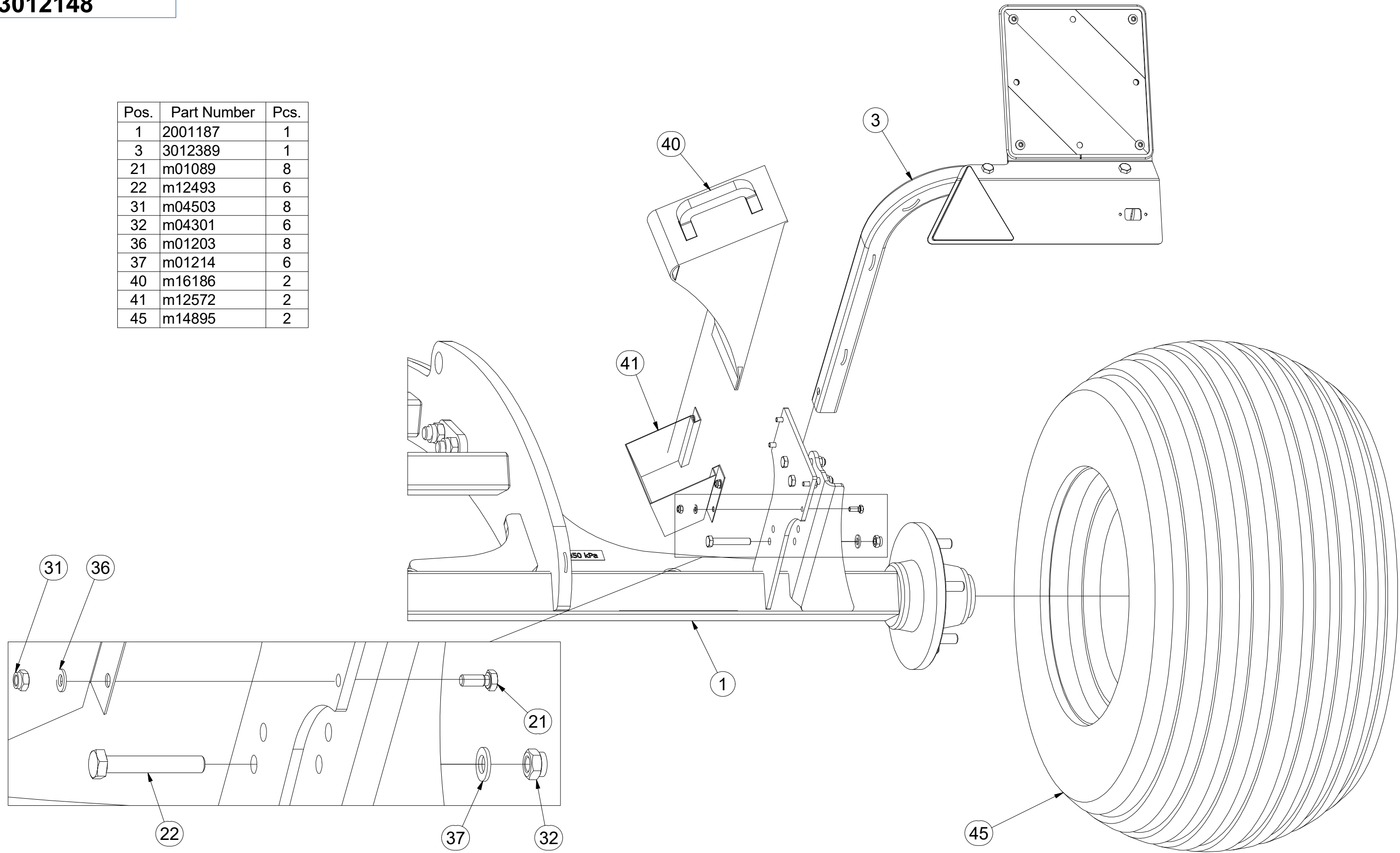
Ⓡ RU КОМПЛЕКТ ОСИ КОЛЁС

Ⓟ PL ZESTAW OSI



3012148

Pos.	Part Number	Pcs.
1	2001187	1
3	3012389	1
21	m01089	8
22	m12493	6
31	m04503	8
32	m04301	6
36	m01203	8
37	m01214	6
40	m16186	2
41	m12572	2
45	m14895	2



Ⓒ NÁPRAVA

Ⓓ ACHSE

Ⓕ ESSIEU

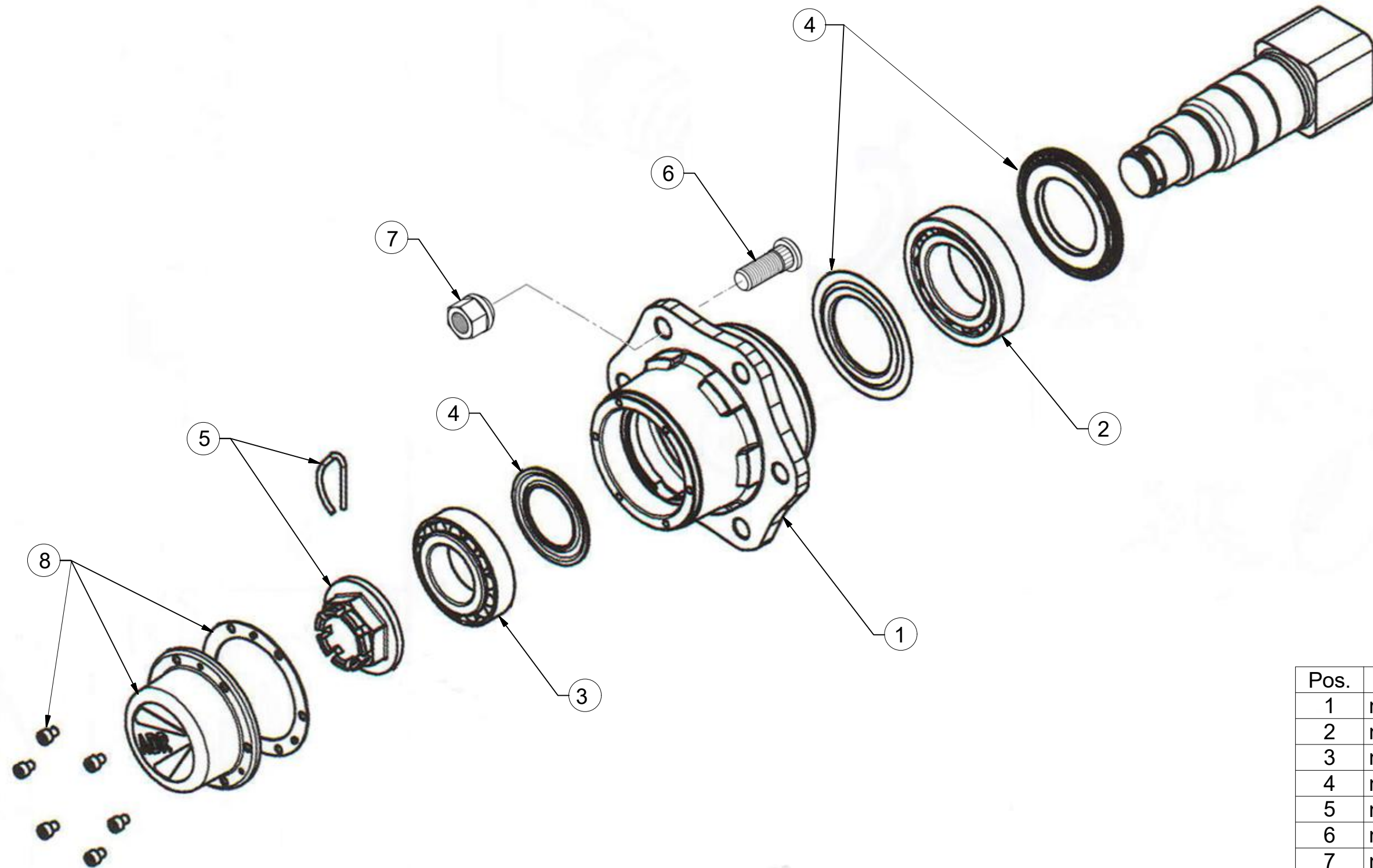
Ⓒ AXLE

Ⓓ OCB

Ⓕ OS



A80RM600



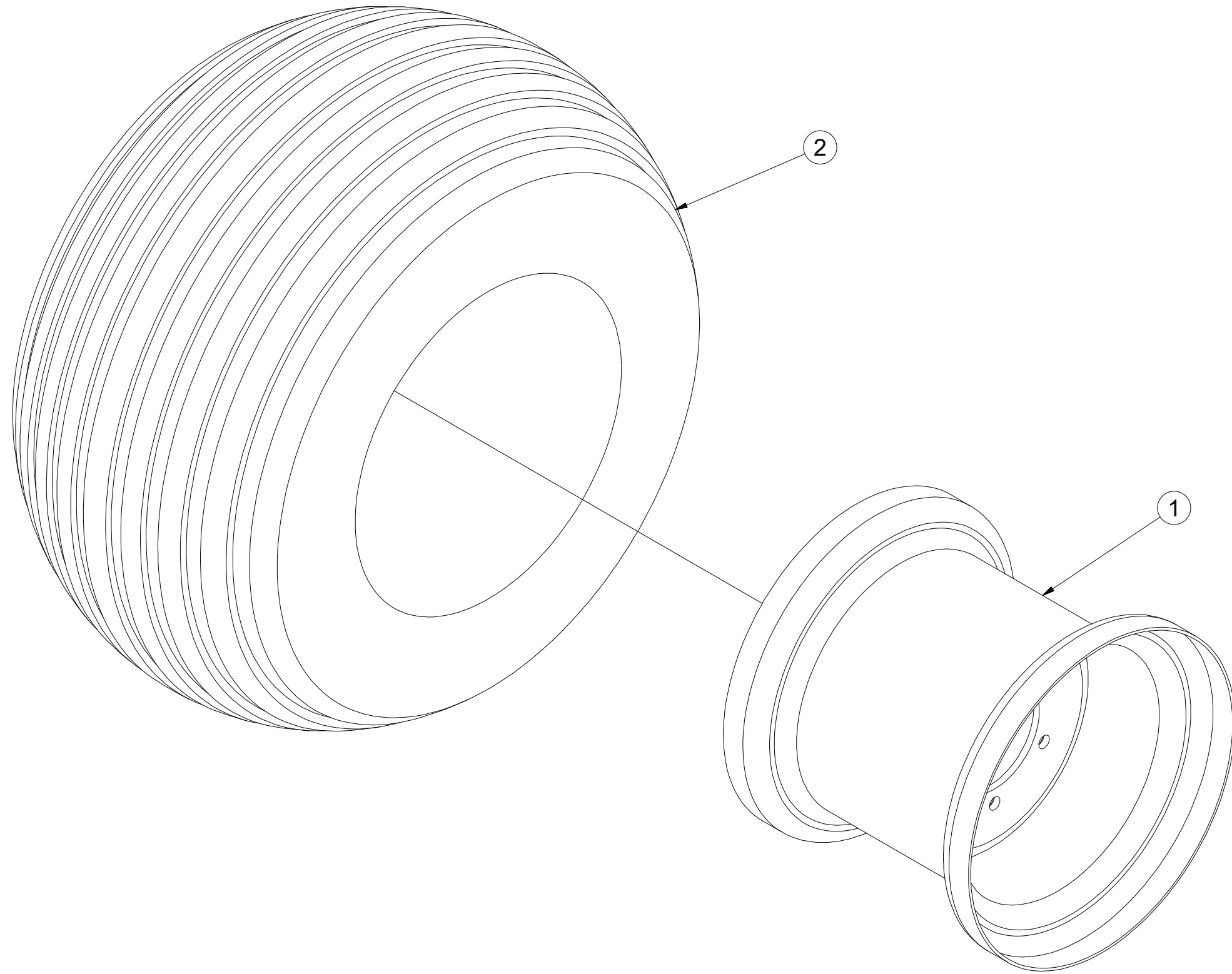
Pos.	Part Number	Pcs.
1	m12567	2
2	m07153	2
3	m07154	2
4	m12565	2
5	m08168	2
6	m08148	12
7	m08163	12
8	m12566	2

Ⓒ SADA NÁPRAVY
Ⓓ SATZ AUFHÄNGUNG
Ⓕ KIT DE L'ESSIEU

Ⓖ AXLE SET
Ⓡ КОМПЛЕКТ ОСИ КОЛЁС
Ⓟ ZESTAW OSI



m14895



Pos.	Part Number	Pcs.
1	m13089	1
2	m13238	1

ⒸZ TERČ ZADNÍ PRAVÝ

Ⓓ SCHILD, HINTERES, RECHTES

Ⓕ CIBLE ARRIÈRE DROITE

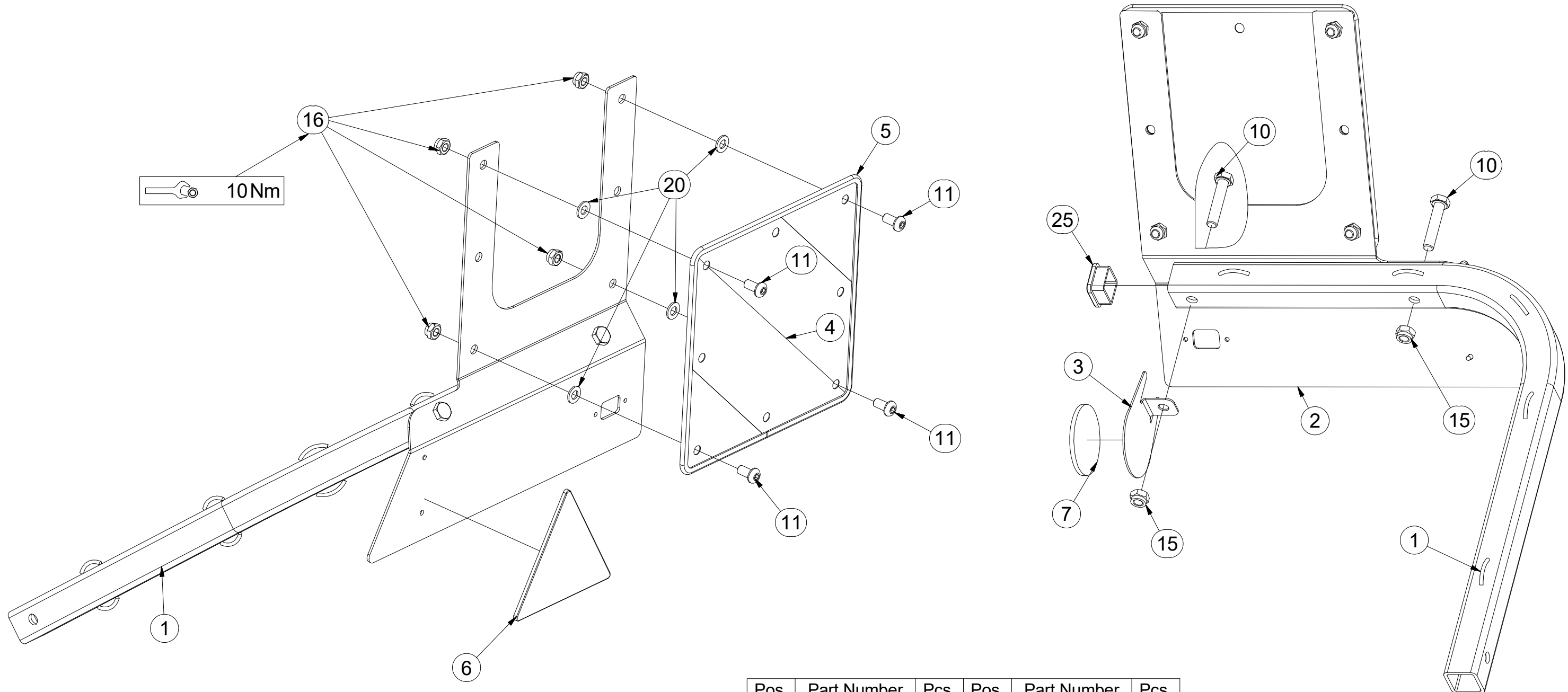
ⒼB RIGHT REAR DISC

Ⓔ RU ЩИТОК ЗАДНИЙ ПРАВЫЙ

Ⓐ PL TARCZA TYLNA PRAWA



3012389



Pos.	Part Number	Pcs.	Pos.	Part Number	Pcs.
1	3012364	1	7	m02579	1
2	3012390	1	10	m01131	2
3	4024926	1	11	m16637	4
4	m18855	1	15	m04301	2
5	9005707	1	16	m03775	4
6	m02497	1	20	m01209	4
			25	m12689	1

ⒸZ TERČ ZADNÍ LEVÝ

Ⓓ SCHILD, HINTERES, LINKES

Ⓕ CIBLE ARRIÈRE GAUCHE

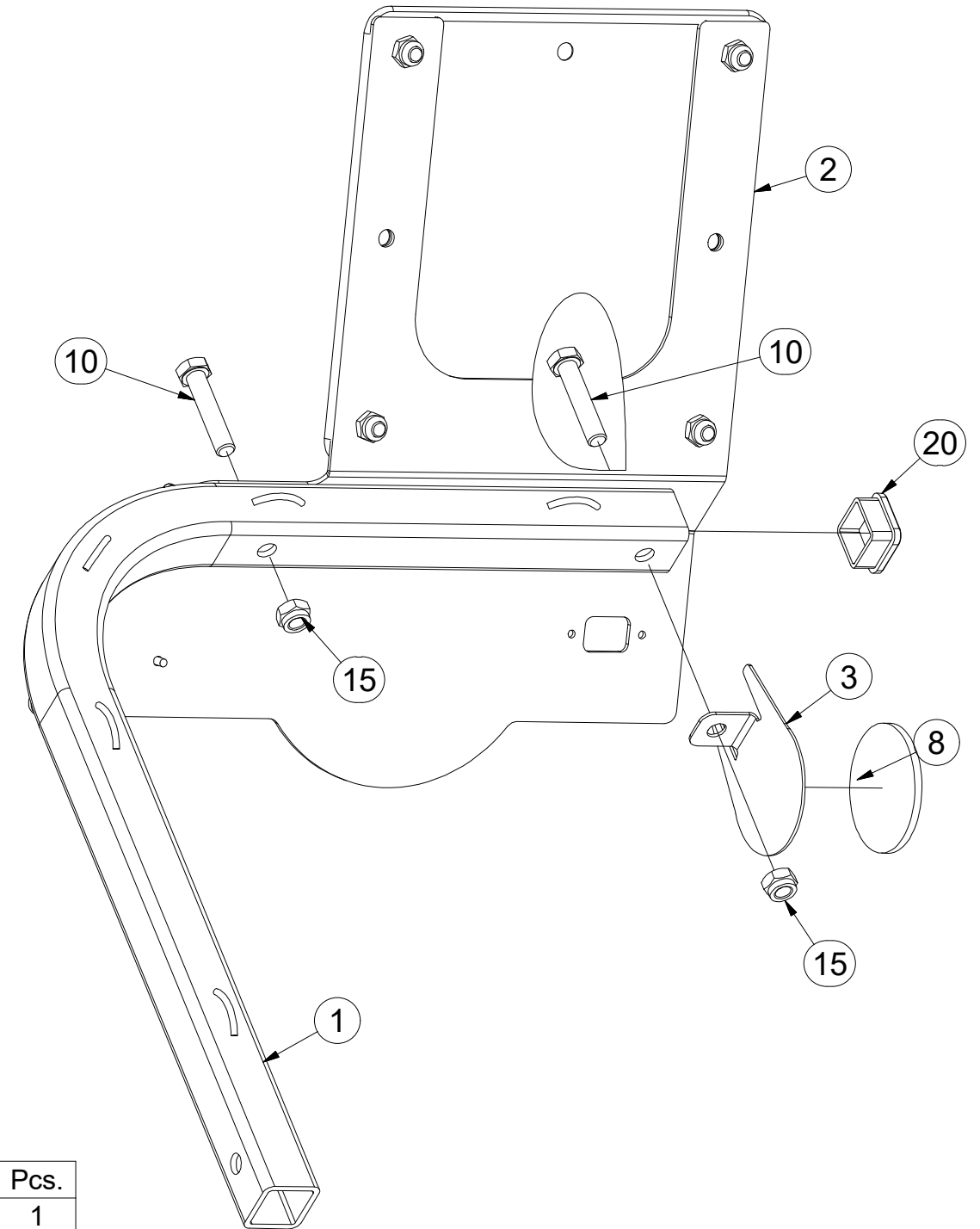
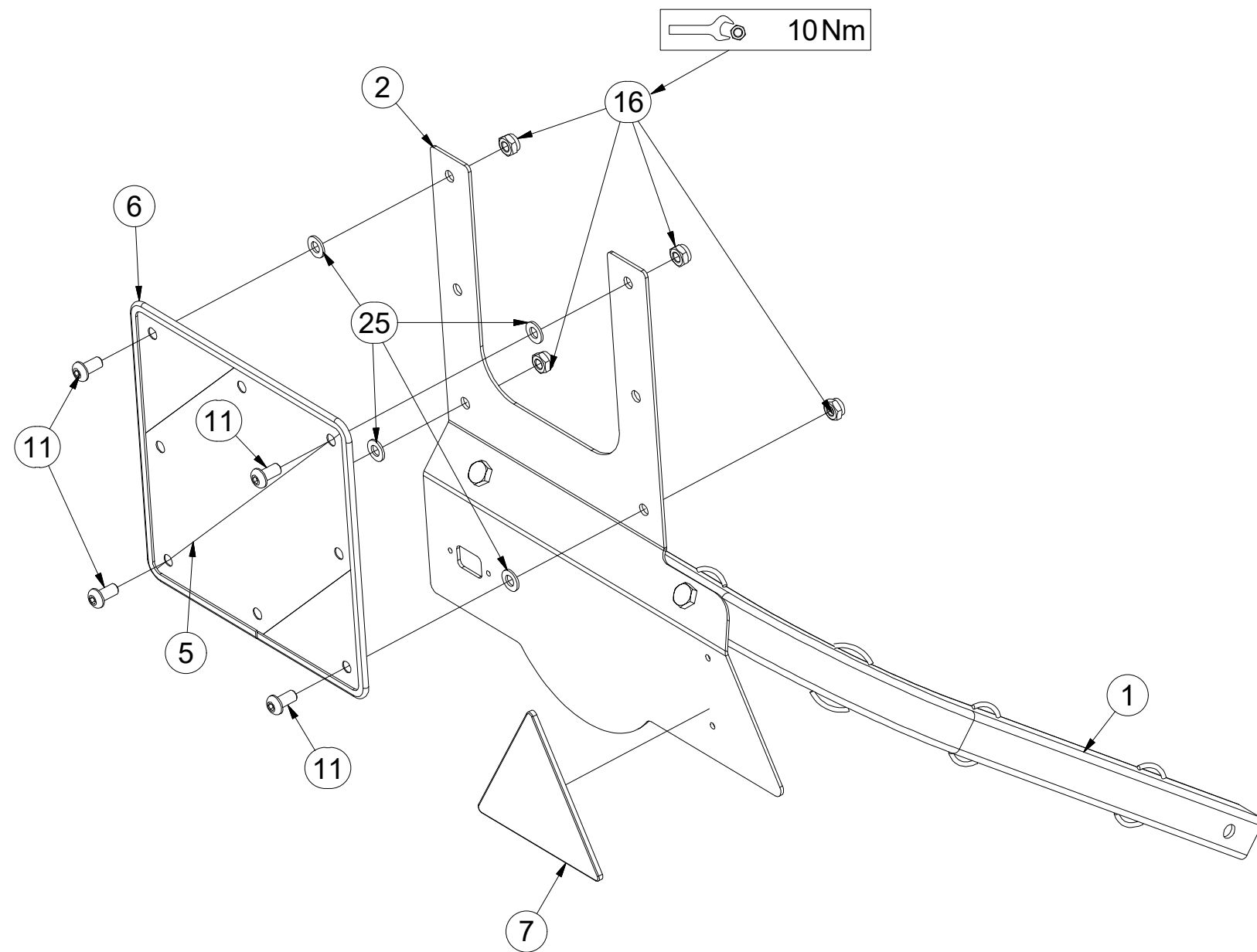
ⒼB LEFT REAR DISC

ⒶRU ЩИТОК ЗАДНИЙ ЛЕВЫЙ

ⒶPL TARCZA TYLNA LEWA



3012367



Pos.	Part Number	Pcs.	Pos.	Part Number	Pcs.
1	3012364	1	8	m02579	1
2	3012365	1	10	m01131	2
3	4024926	1	11	m16637	4
5	m18855	1	15	m04301	2
6	9005707	1	16	m03775	4
7	m02497	1	20	m12689	1
			25	m01209	4

☉ HYDRAULIKA STROJE

☉ HYDRAULIK DER MASCHINE

☉ HYDRAULIQUE DE LA MACHINE

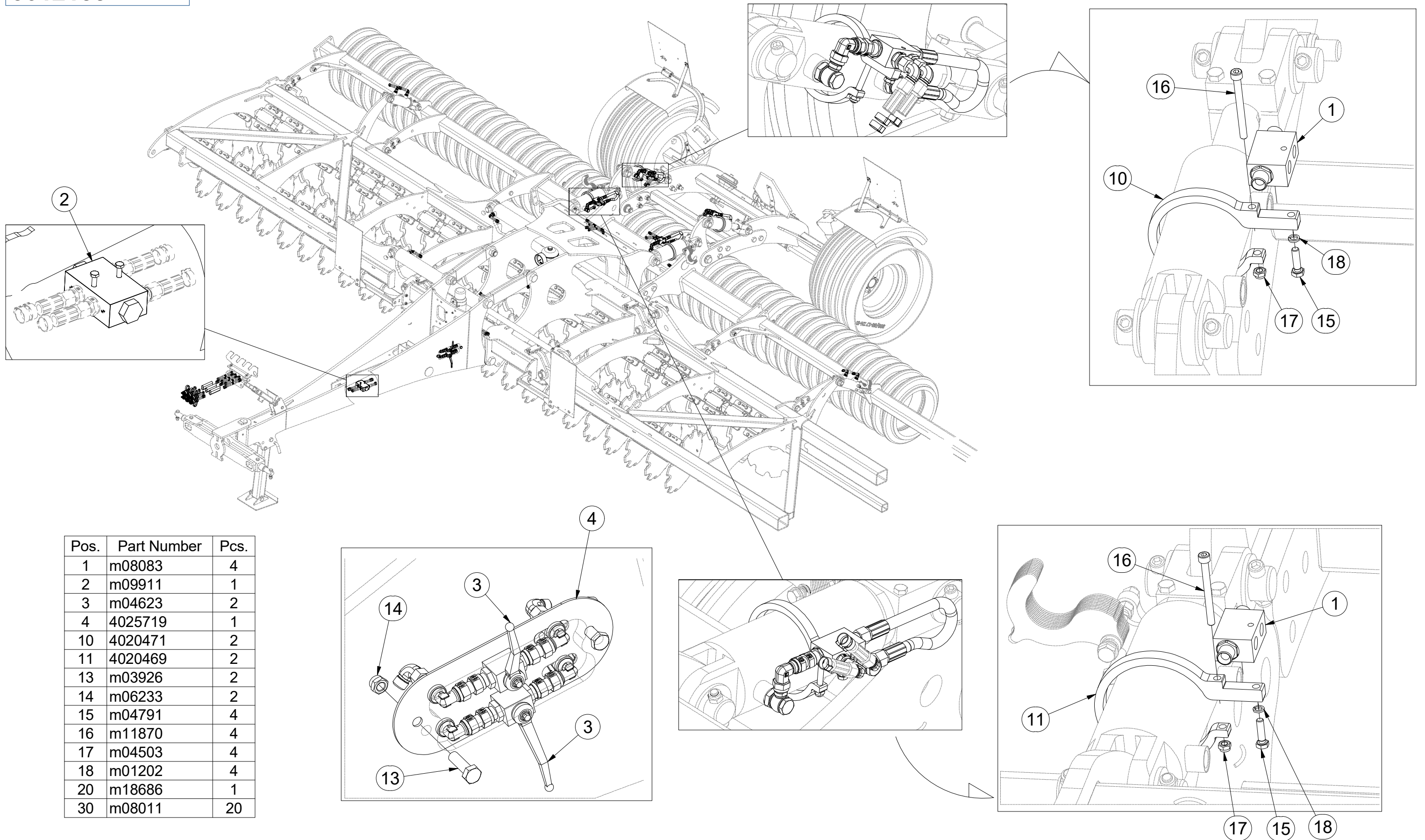
☉ MACHINE HYDRAULICS

☉ ГИДРАВЛИКА МАШИНЫ

☉ HYDRAULIKA MASZYNY



3012188



Pos.	Part Number	Pcs.
1	m08083	4
2	m09911	1
3	m04623	2
4	4025719	1
10	4020471	2
11	4020469	2
13	m03926	2
14	m06233	2
15	m04791	4
16	m11870	4
17	m04503	4
18	m01202	4
20	m18686	1
30	m08011	20

ⒸZ HYDRAULICKÝ ROZVOD SKLÁPĚNÍ

Ⓓ HYDRAULISCHE VERTEILUNG KLAPPMECHANISMUS

Ⓕ CONDUIT HYDRAULIQUE DU BASCULEMENT

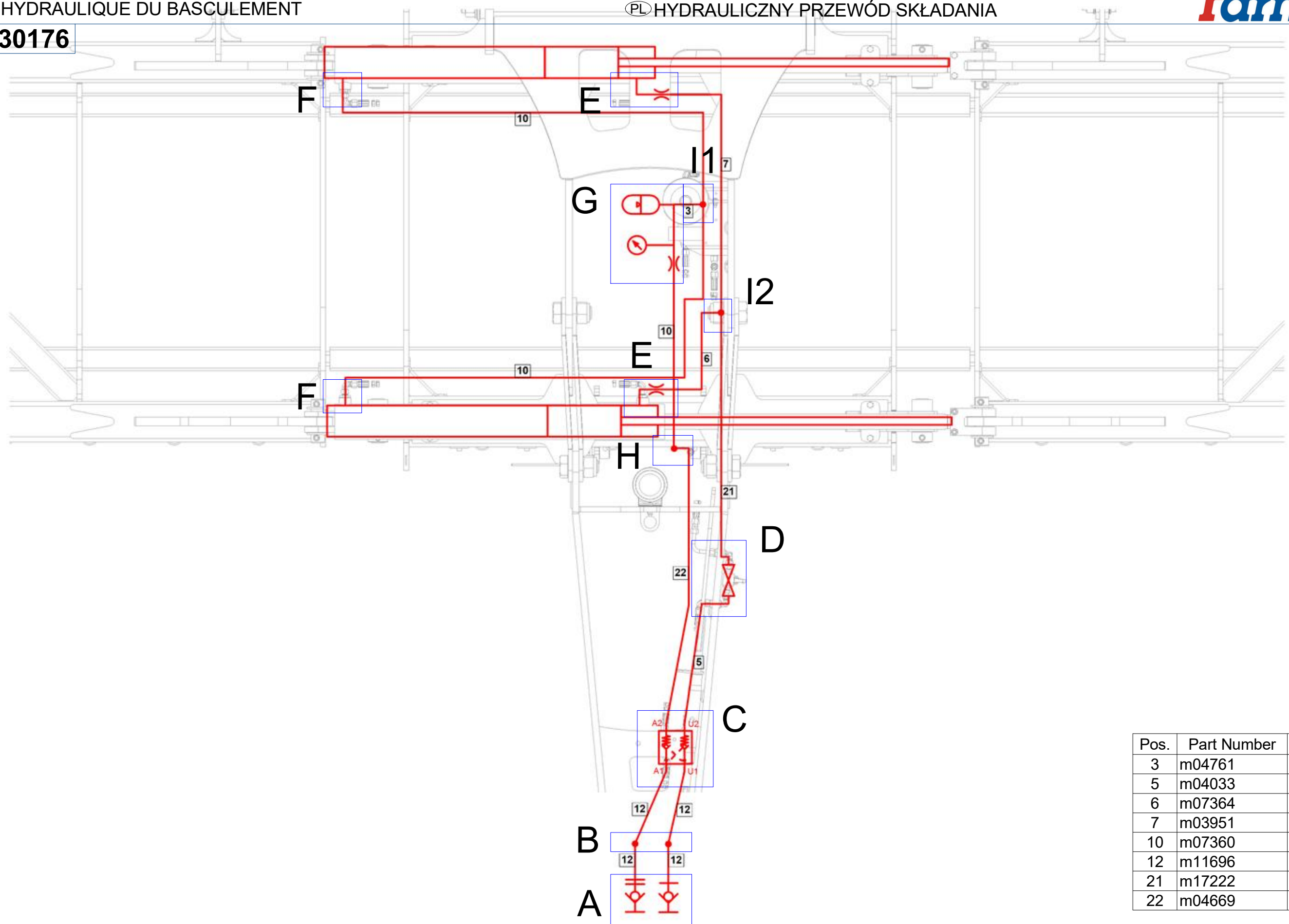
ⒼB HYDRAULIC FOLDING DISTRIBUTION

Ⓔ RU ГИДРАВЛИЧЕСКОЕ РАСПРЕДЕЛЕНИЕ СКЛАДЫВАНИЯ

Ⓖ PL HYDRAULICZNY PRZEWÓD SKŁADANIA



8000789-30176



Pos.	Part Number	Pcs.
3	m04761	2
5	m04033	3
6	m07364	1
7	m03951	1
10	m07360	3
12	m11696	8
21	m17222	1
22	m04669	1

ⒸZ HYDRAULICKÝ ROZVOD SKLÁPĚNÍ

Ⓓ HYDRAULISCHE VERTEILUNG KLAPPMECHANISMUS

Ⓕ CONDUIT HYDRAULIQUE DU BASCULEMENT

ⒼB HYDRAULIC FOLDING DISTRIBUTION

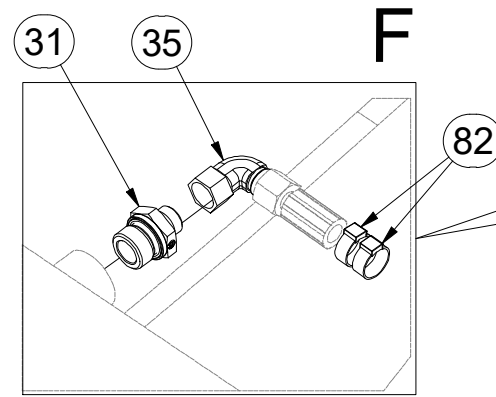
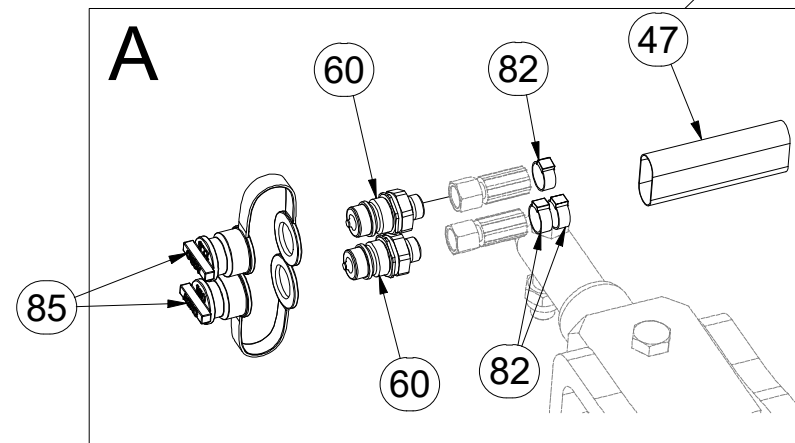
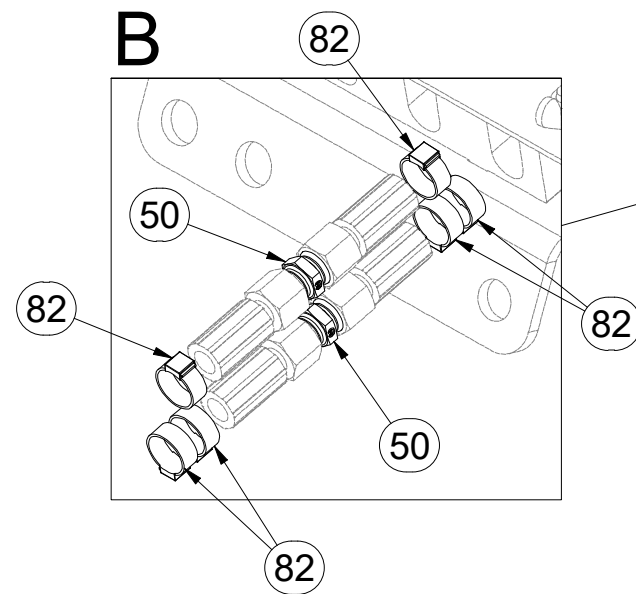
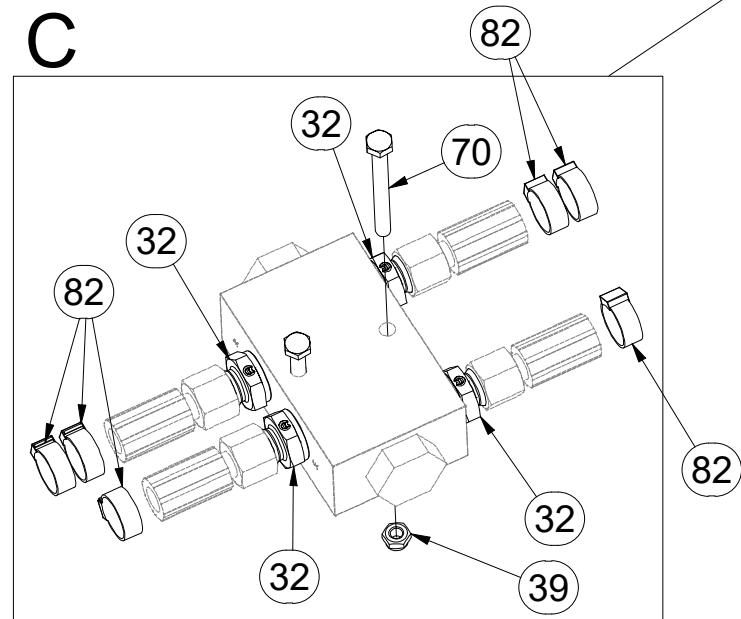
Ⓔ RU ГИДРАВЛИЧЕСКОЕ РАСПРЕДЕЛЕНИЕ СКЛАДЫВАНИЯ

Ⓗ PL HYDRAULICZNY PRZEWÓD SKŁADANIA

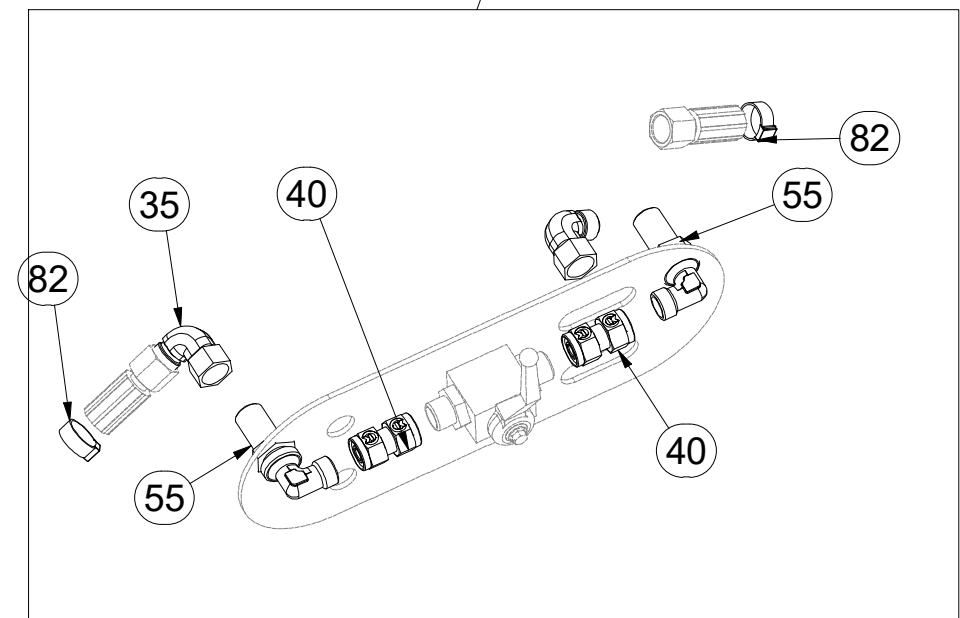


8000789-30176

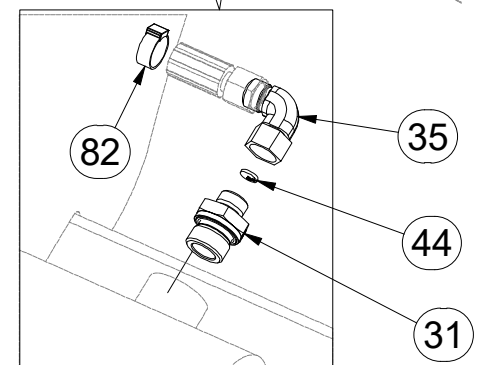
Pos.	Part Number	Pcs.	Pos.	Part Number	Pcs.
31	m09934	4	50	m03213	9
32	m06528	12	55	m08391	4
35	m06803	23	60	m03849	6
39	m05560	2	70	m04843	2
40	m05212	4	82	m11294	40
44	m10772	2	85	m04022	2
47	m11183	3			



D



E



F

ⒸZ HYDRAULICKÝ ROZVOD SKLÁPĚNÍ

Ⓓ HYDRAULISCHE VERTEILUNG KLAPPMCHANISMUS

Ⓕ CONDUIT HYDRAULIQUE DU BASCULEMENT

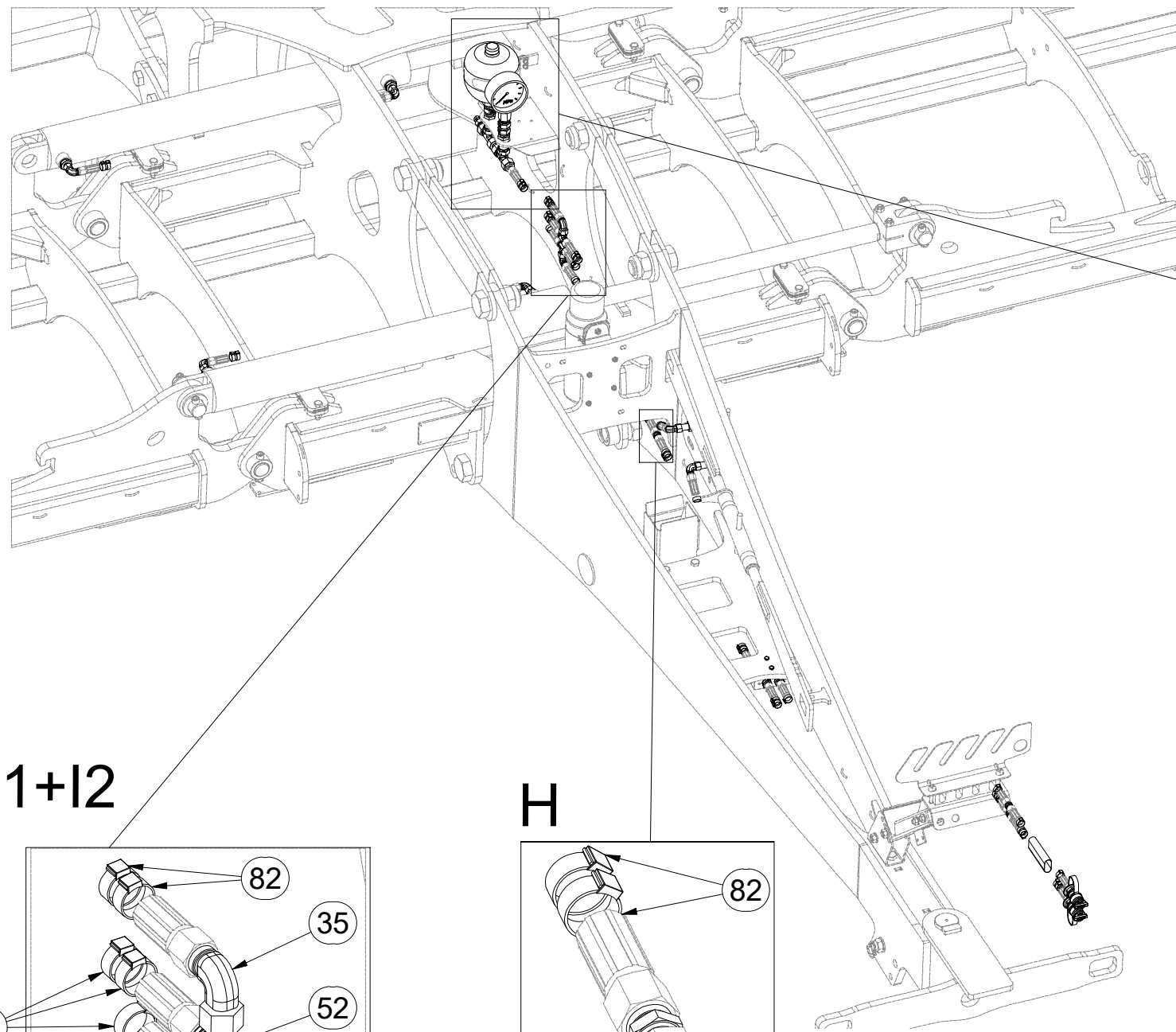
ⒸB HYDRAULIC FOLDING DISTRIBUTION

Ⓔ ГИДРАВЛИЧЕСКОЕ РАСПРЕДЕЛЕНИЕ СКЛАДЫВАНИЯ

Ⓖ HYDRAULICZNY PRZEWÓD SKŁADANIA



8000789-30176

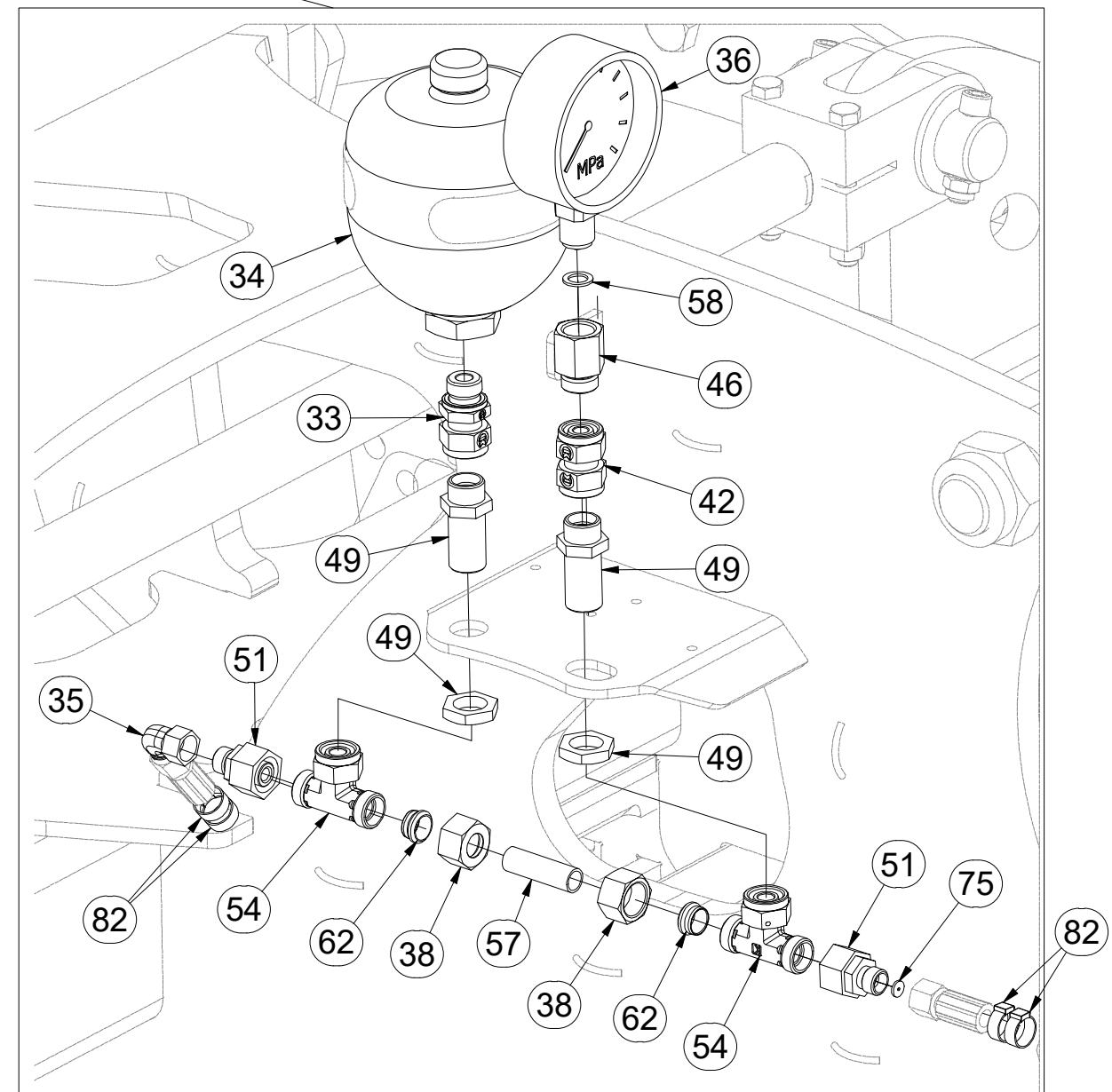
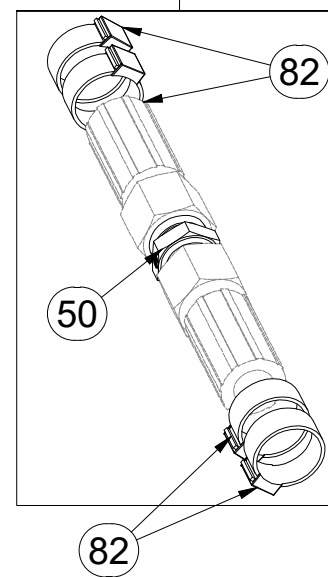
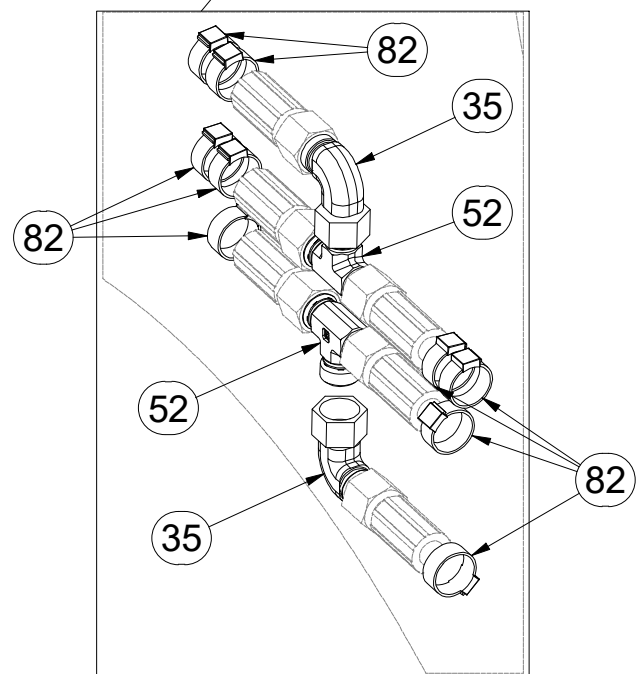


Pos.	Part Number	Pcs.	Pos.	Part Number	Pcs.
33	m07993	1	51	m08533	2
34	m09910	1	52	m03889	7
35	m06803	23	54	m06879	2
36	m05518	1	57	m11782	1
38	m09926	2	58	m04320	1
42	m06135	1	62	m11781	2
46	m11974	1	75	m10777	1
49	m09625	2	82	m11294	40
50	m03213	9			

I1+I2

H

G



ⒸZ HYDRAULICKÝ ROZVOD - ZAHLUBOVÁNÍ

Ⓓ HYDRAULISCHE VERTEILUNG - EINSENKUNG

Ⓕ CONDUIT HYDRAULIQUE - L'ENFONCEMENT

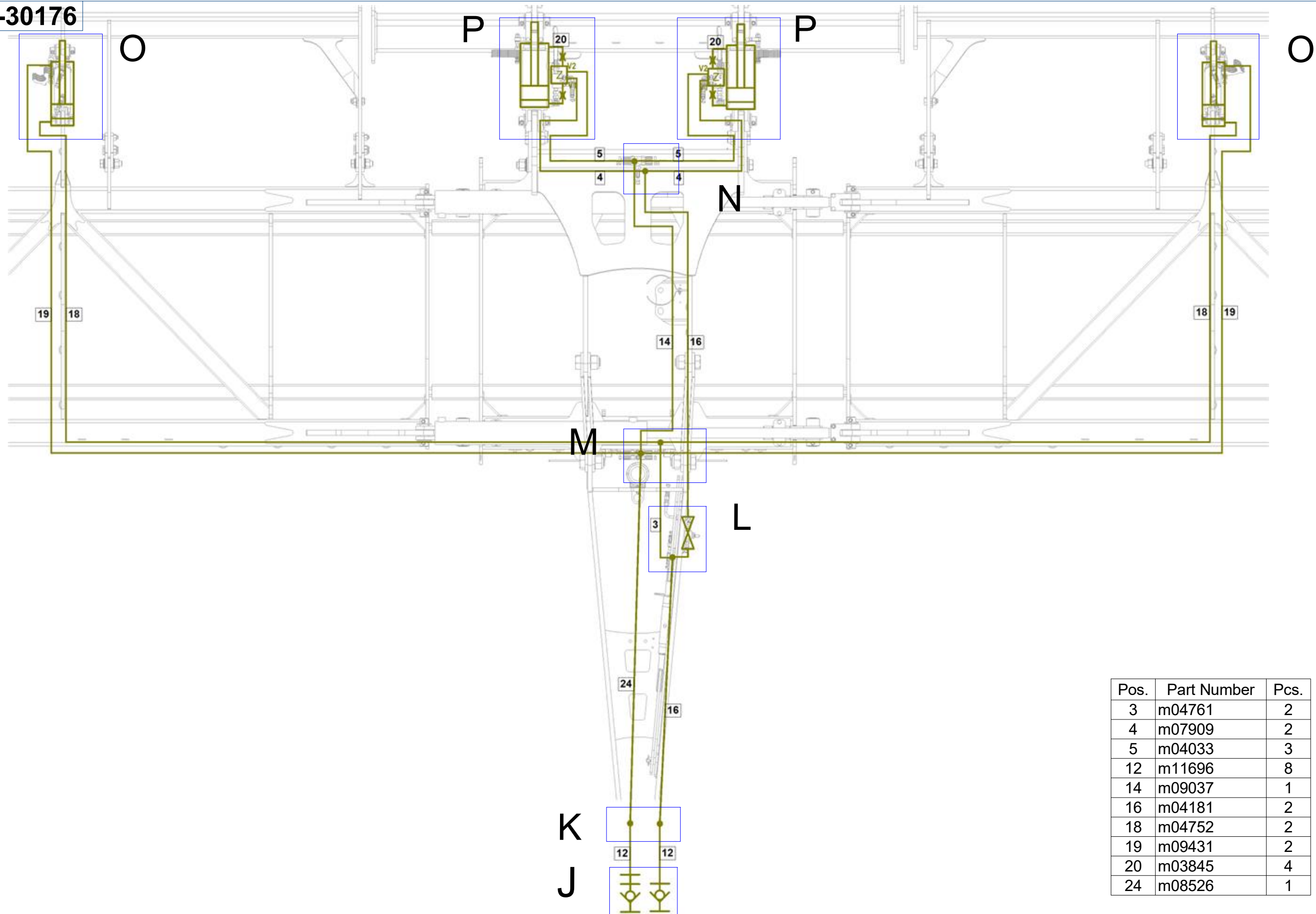
ⒸB HYDRAULIC DISTRIBUTION - RECESSING

ⒸU ГИДРАВЛИЧЕСКОЕ РАСПРЕДЕЛЕНИЕ - ЗАГЛУБЛЕНИЕ

ⒸL HYDRAULICZNY PRZEWÓD - ZAGŁĘBIENIA

Farmet

8000789-30176



Pos.	Part Number	Pcs.
3	m04761	2
4	m07909	2
5	m04033	3
12	m11696	8
14	m09037	1
16	m04181	2
18	m04752	2
19	m09431	2
20	m03845	4
24	m08526	1

ⒸZ HYDRAULICKÝ ROZVOD - ZAHLUBOVÁNÍ

Ⓓ HYDRAULISCHE VERTEILUNG - EINSENKUNG

Ⓕ CONDUIT HYDRAULIQUE - L'ENFONCEMENT

ⒸB HYDRAULIC DISTRIBUTION - RECESSING

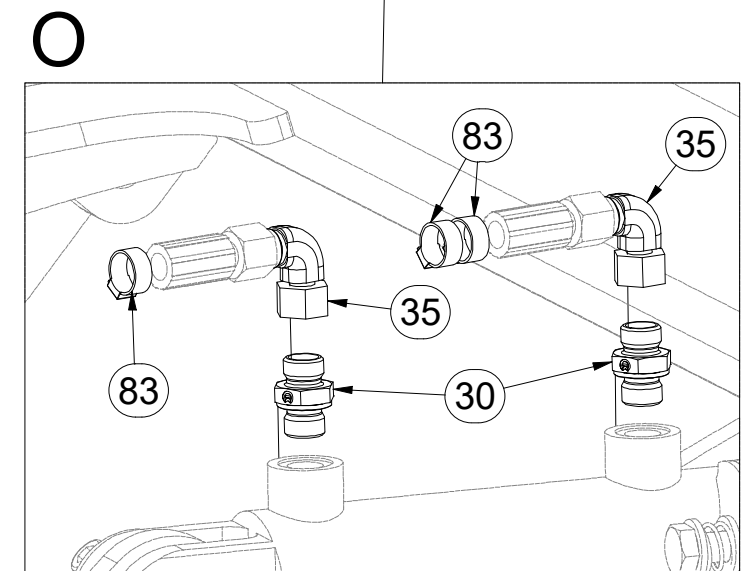
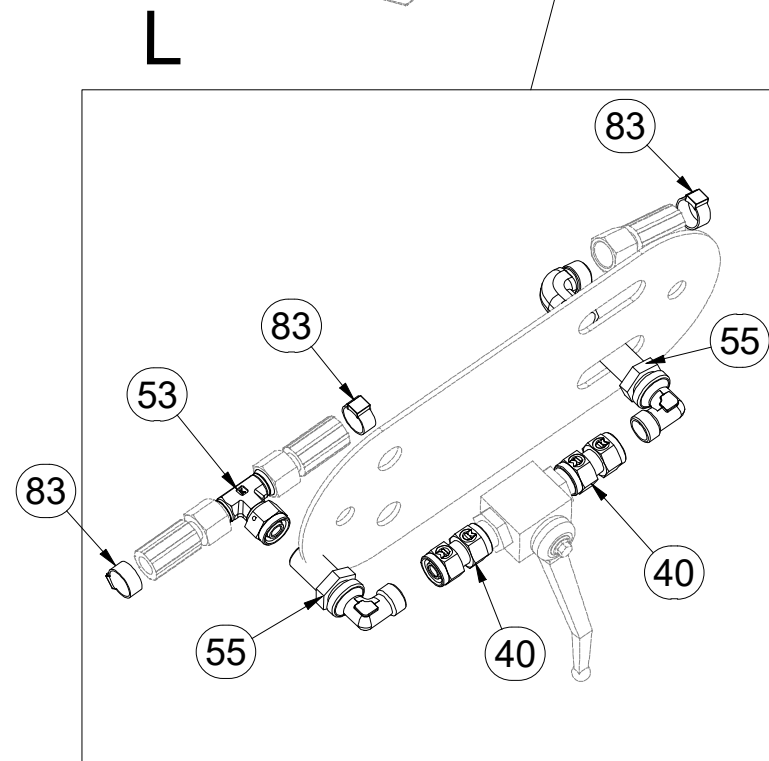
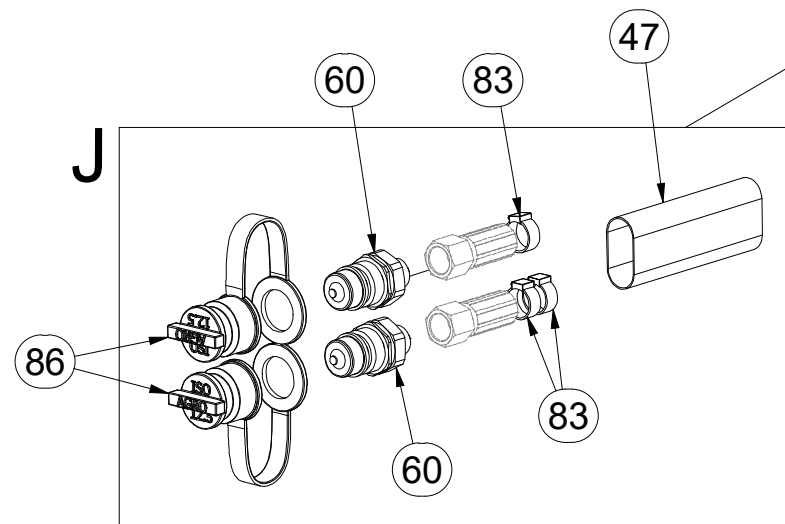
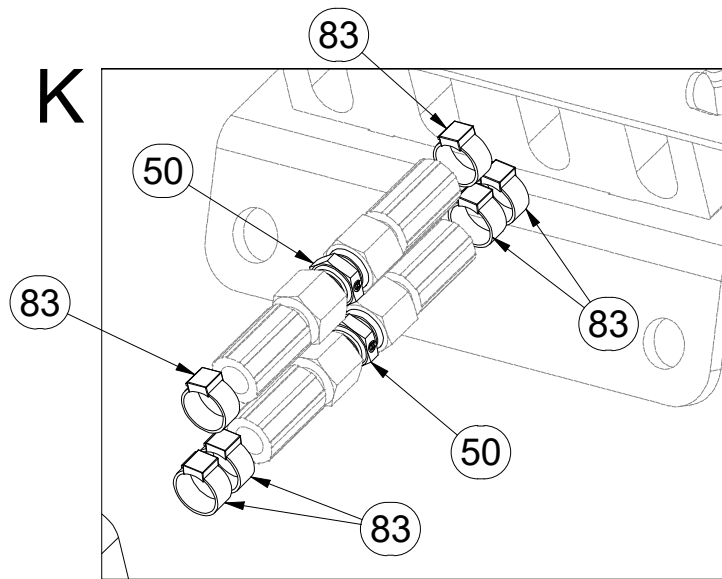
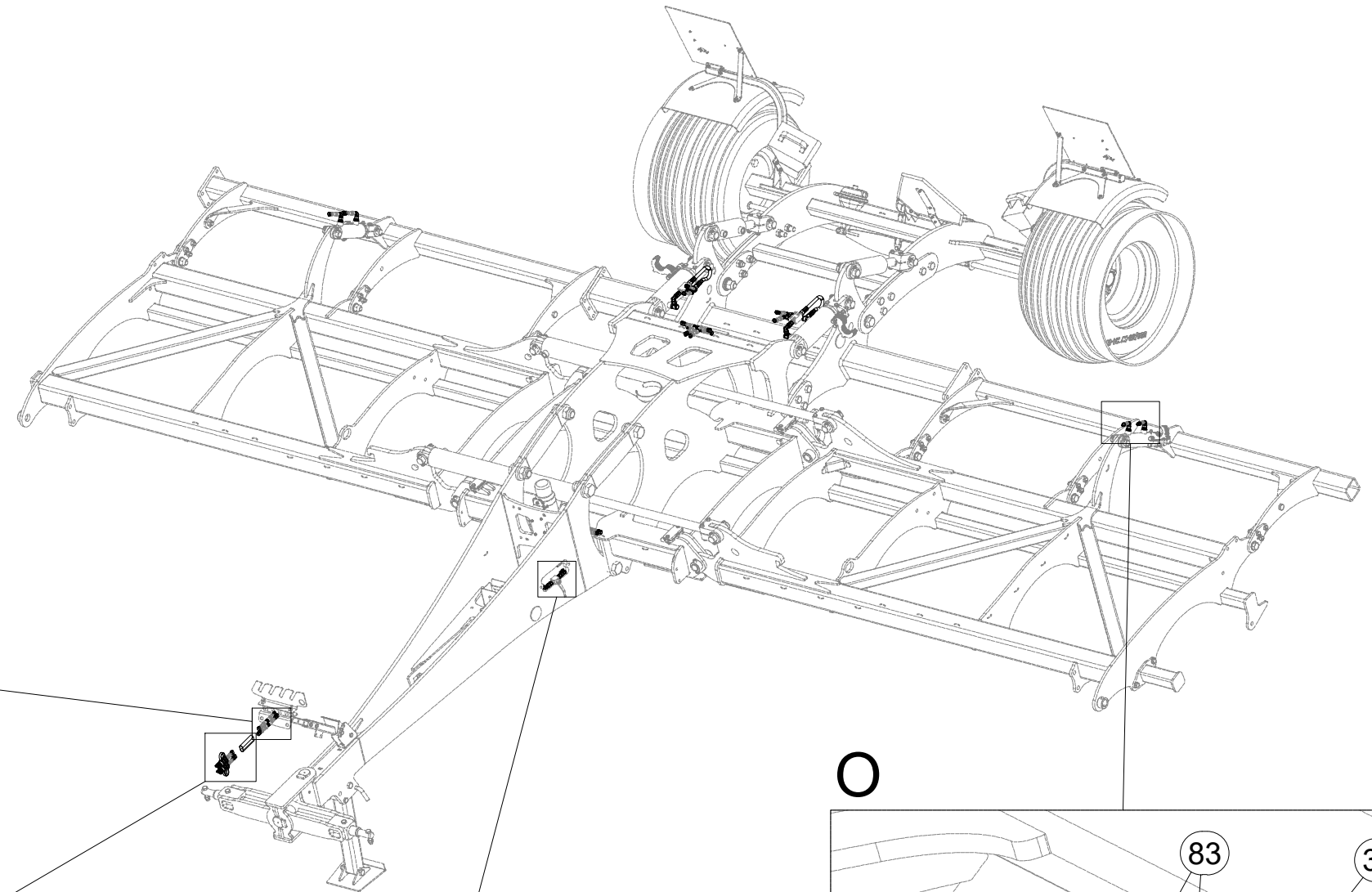
ⒸU ГИДРАВЛИЧЕСКОЕ РАСПРЕДЕЛЕНИЕ - ЗАГЛУБЛЕНИЕ

ⒸL HYDRAULICZNY PRZEWÓD - ZAGŁĘBIENIA



8000789-30176

Pos.	Part Number	Pcs.	Pos.	Part Number	Pcs.
30	m07906	4	55	m08391	4
35	m06803	23	60	m03849	6
40	m05212	4	83	m11289	44
47	m11183	3	86	m04023	2
50	m03213	9			
53	m07567	1			



ⒸZ HYDRAULICKÝ ROZVOD - ZAHLUBOVÁNÍ

Ⓓ HYDRAULISCHE VERTEILUNG - EINSENKUNG

Ⓕ CONDUIT HYDRAULIQUE - L'ENFONCEMENT

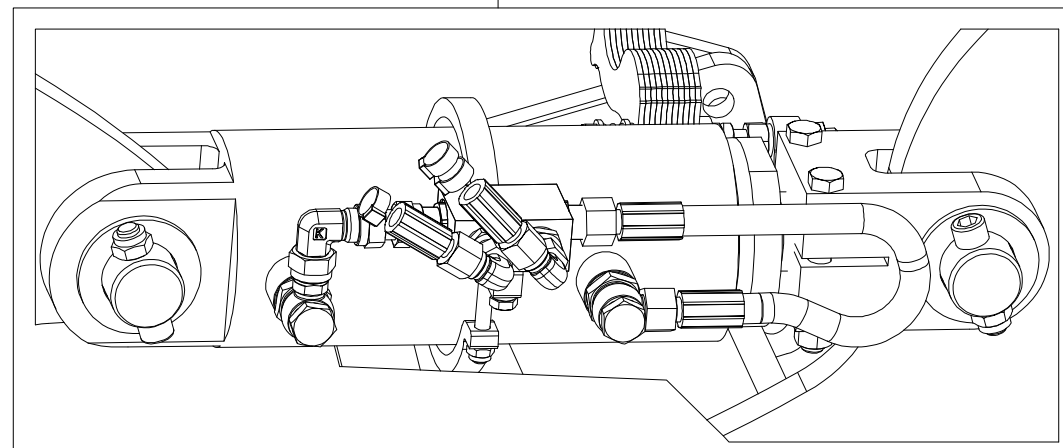
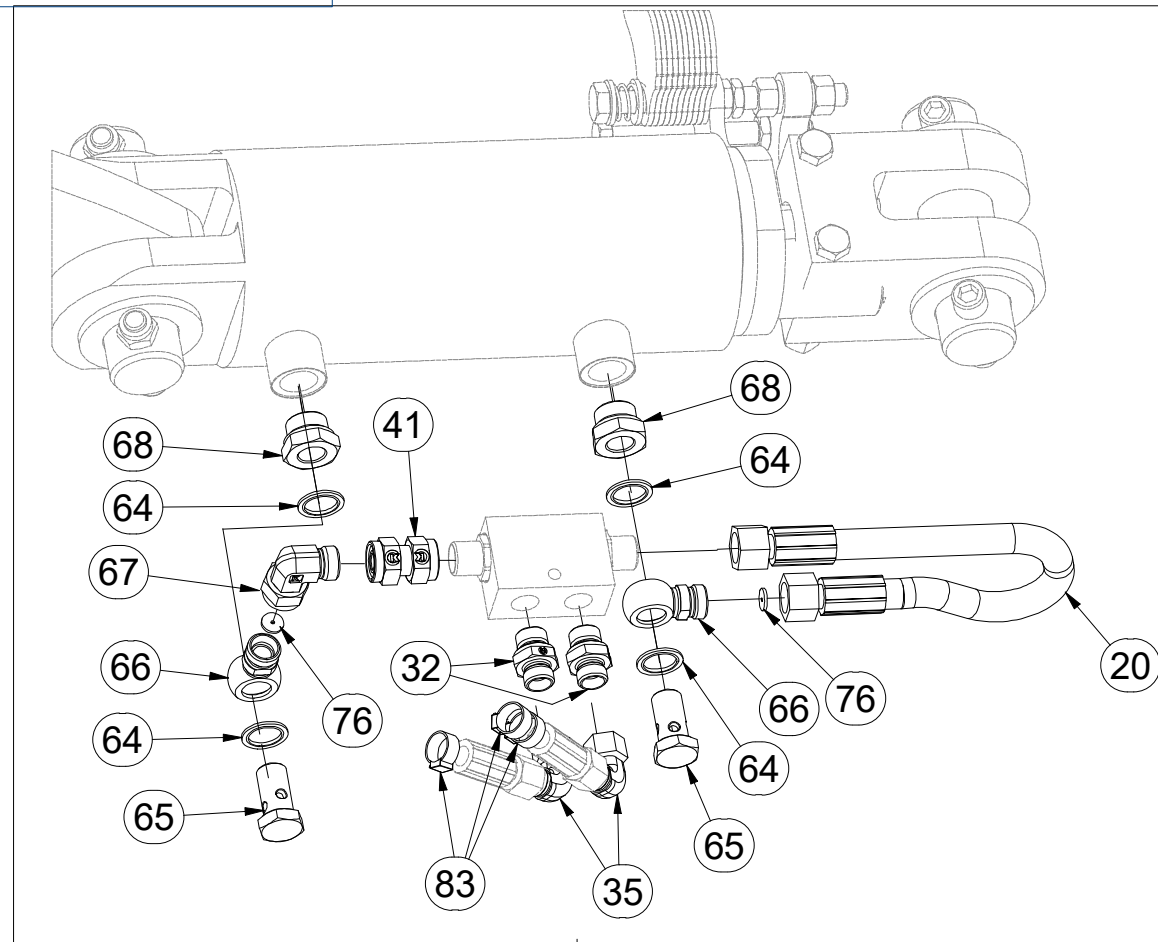
ⒸB HYDRAULIC DISTRIBUTION - RECESSING

Ⓓ RU ГИДРАВЛИЧЕСКОЕ РАСПРЕДЕЛЕНИЕ - ЗАГЛУБЛЕНИЕ

ⒸL HYDRAULICZNY PRZEWÓD - ZAGŁĘBIENIA

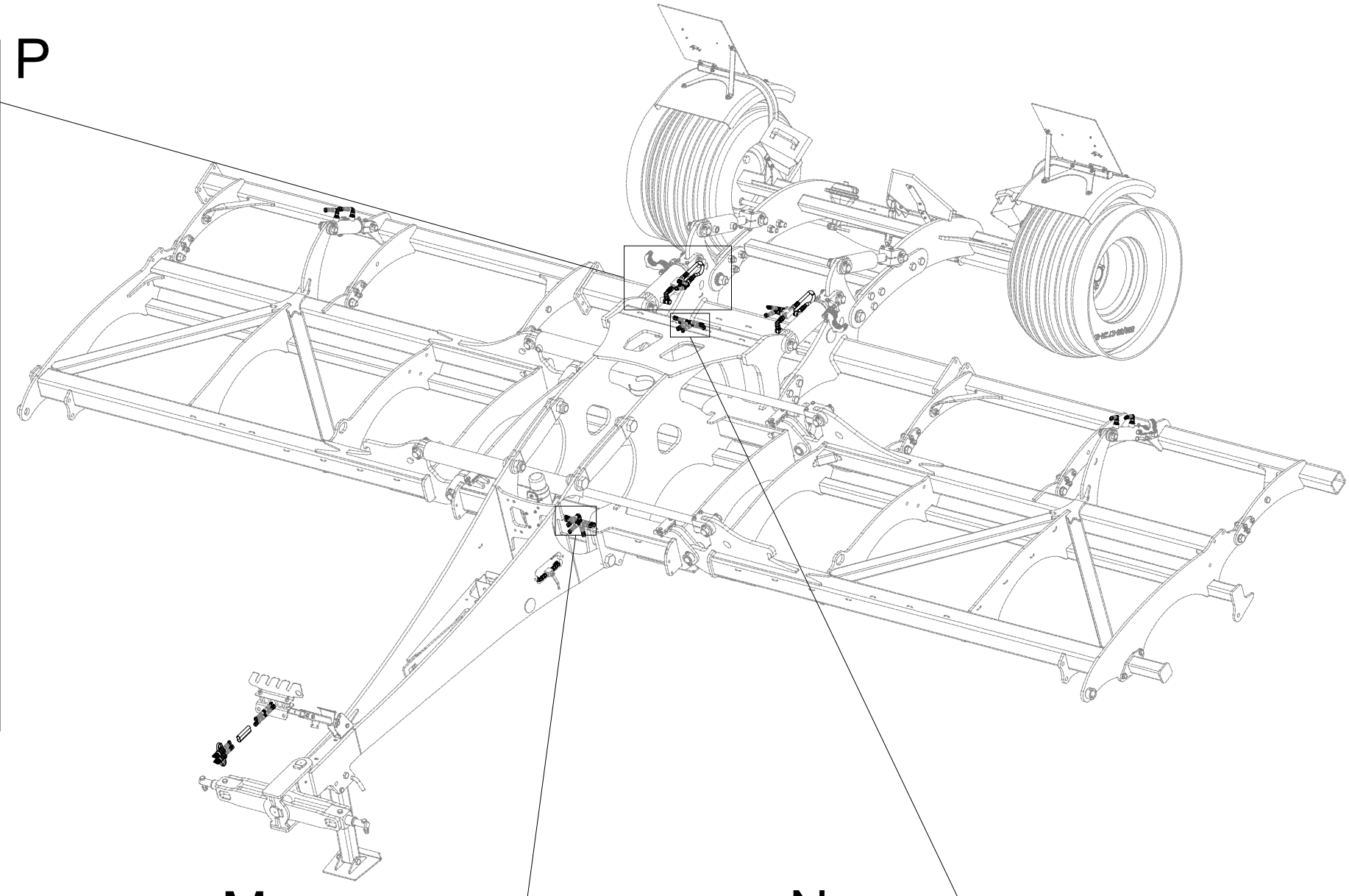


8000789-30176

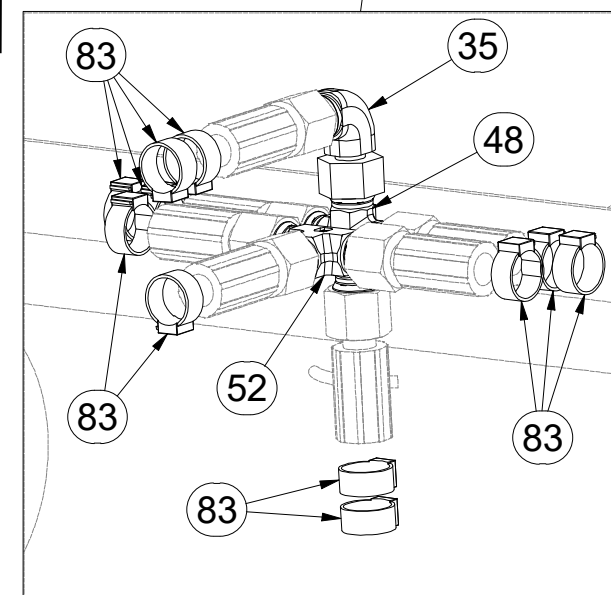


Pos.	Part Number	Pcs.	Pos.	Part Number	Pcs.
20	m03845	4	65	m08460	8
32	m06528	12	66	m08461	8
35	m06803	23	67	m07654	4
41	m05144	4	68	m08462	8
48	m08328	1	76	m10762	4
52	m03889	7	83	m11289	44
64	m12442	16			

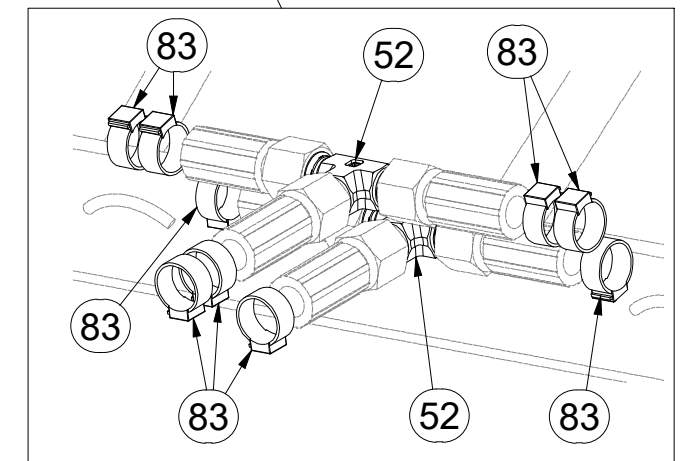
P



M



N



ⒸZ HYDRAULICKÝ ROZVOD NÁPRAVY

Ⓓ HYDRAULISCHE VERTEILUNG ACHSE

Ⓕ CONDUIT HYDRAULIQUE DE L'ESSIEU

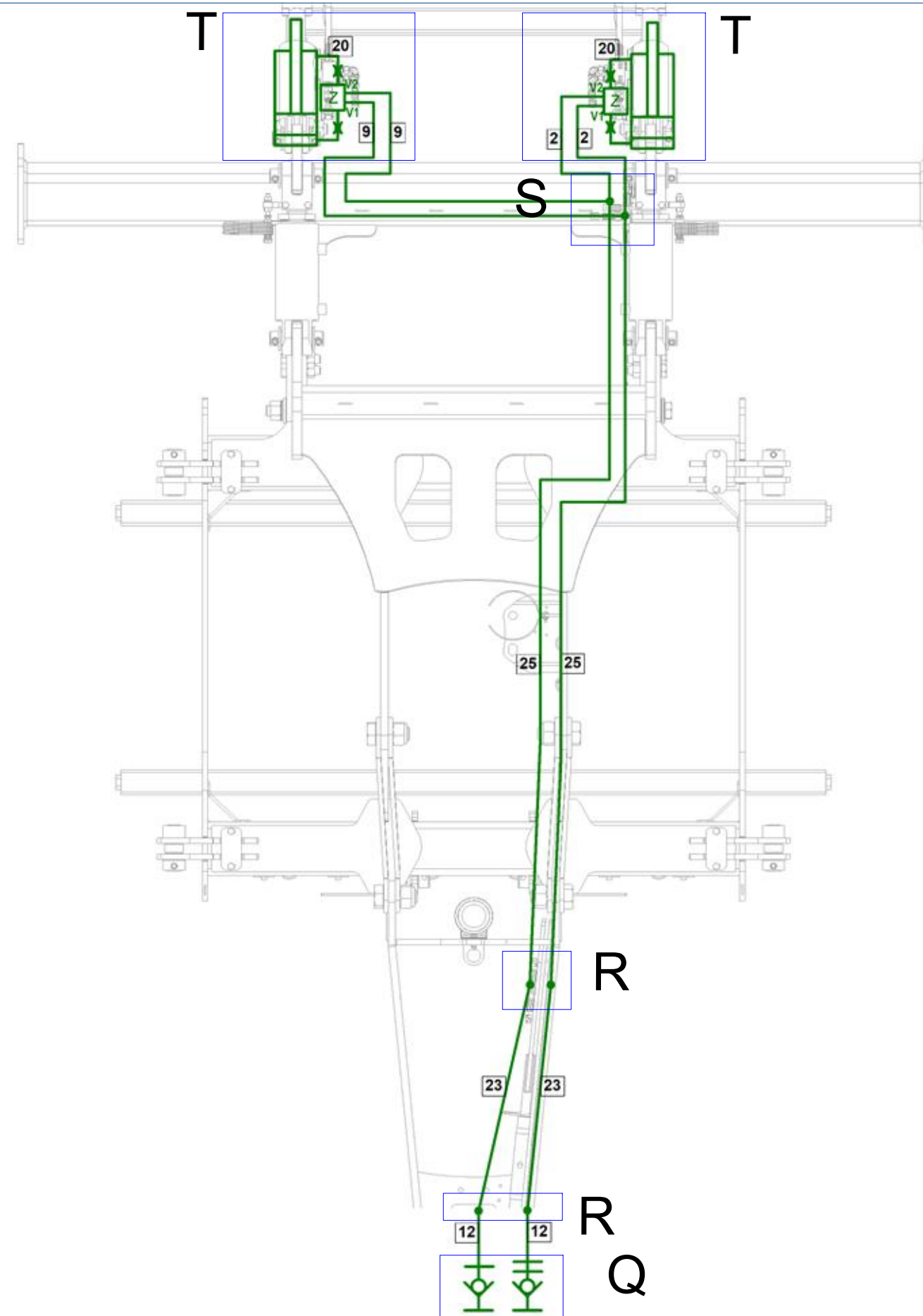
ⒸB HYDRAULIC AXLE DISTRIBUTION

ⒸR ГИДРАВЛИЧЕСКОЕ РАСПРЕДЕЛЕНИЕ ОСИ

ⒸL HYDRAULICZNY PRZEWÓD OSI



8000789-30176



Pos.	Part Number	Pcs.
2	m04827	2
9	m03952	2
12	m11696	8
20	m03845	4
23	m07650	2
25	m16372	2

ⒸZ HYDRAULICKÝ ROZVOD NÁPRAVY

Ⓓ HYDRAULISCHE VERTEILUNG ACHSE

Ⓕ CONDUIT HYDRAULIQUE DE L'ESSIEU

ⒼB HYDRAULIC AXLE DISTRIBUTION

Ⓔ RU ГИДРАВЛИЧЕСКОЕ РАСПРЕДЕЛЕНИЕ ОСИ

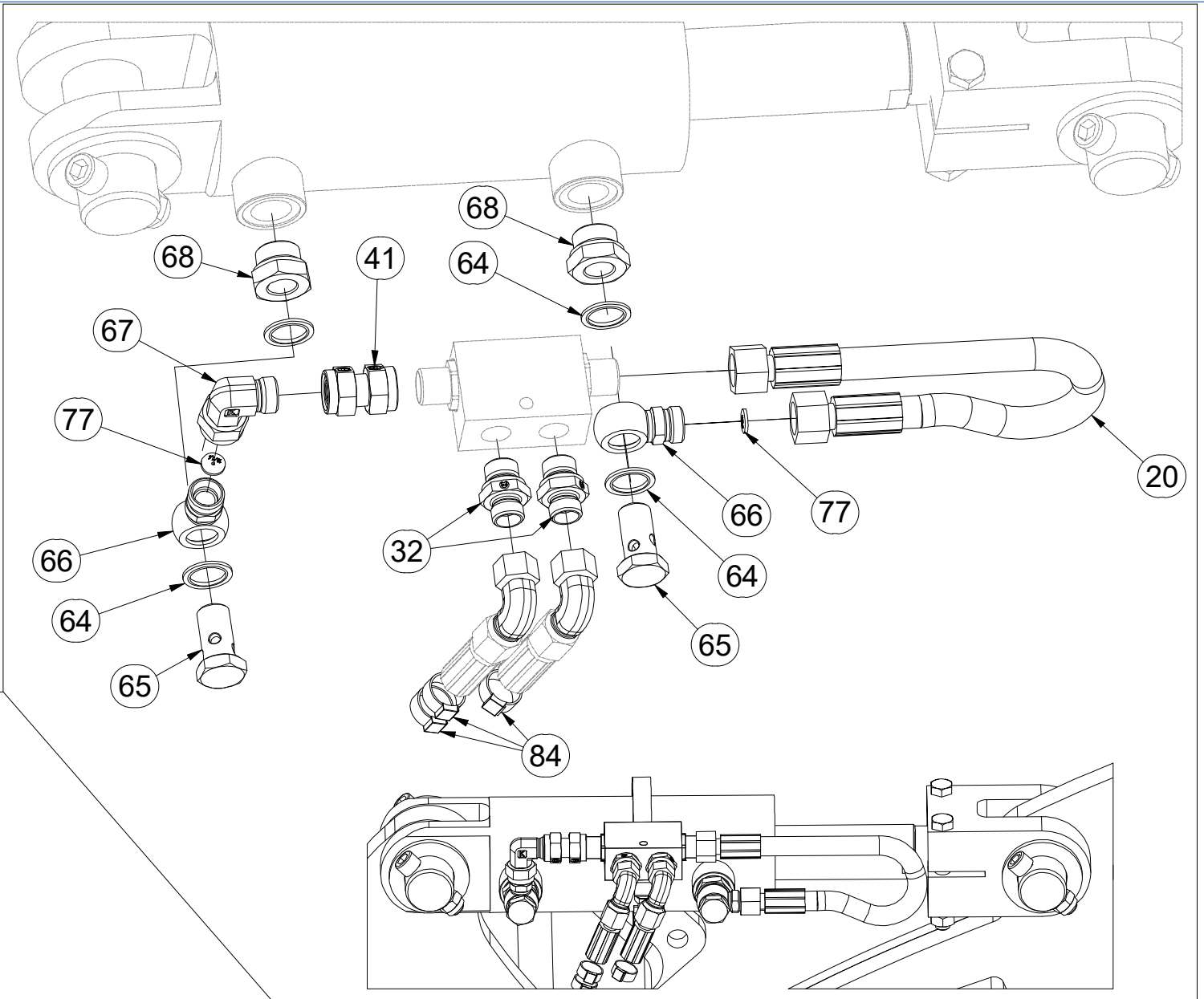
Ⓗ PL HYDRAULICZNY PRZEWÓD OSI



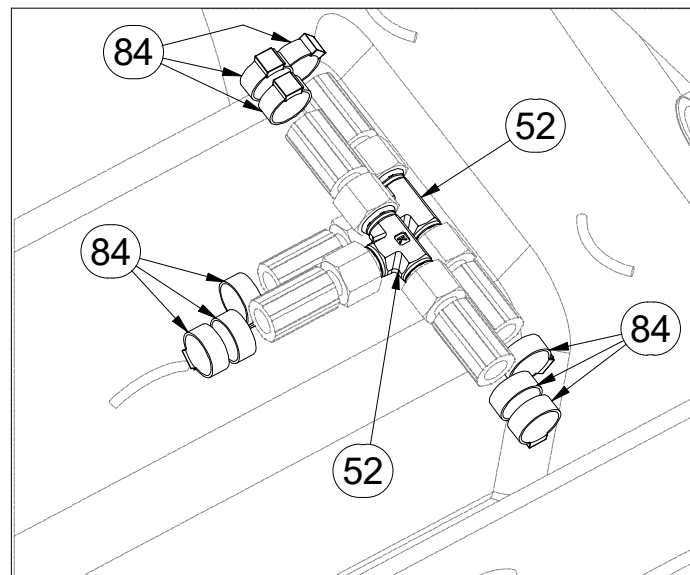
8000789-30176

Pos.	Part Number	Pcs.	Pos.	Part Number	Pcs.
20	m03845	4	65	m08460	8
32	m06528	12	66	m08461	8
41	m05144	4	67	m07654	4
47	m11183	3	68	m08462	8
50	m03213	9	77	m10776	4
52	m03889	7	84	m11282	30
60	m03849	6	87	m04098	2
64	m12442	16			

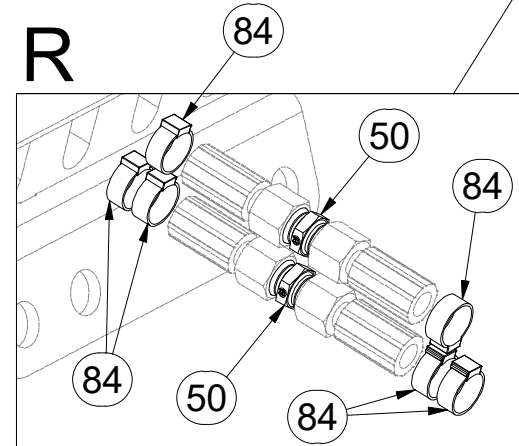
T



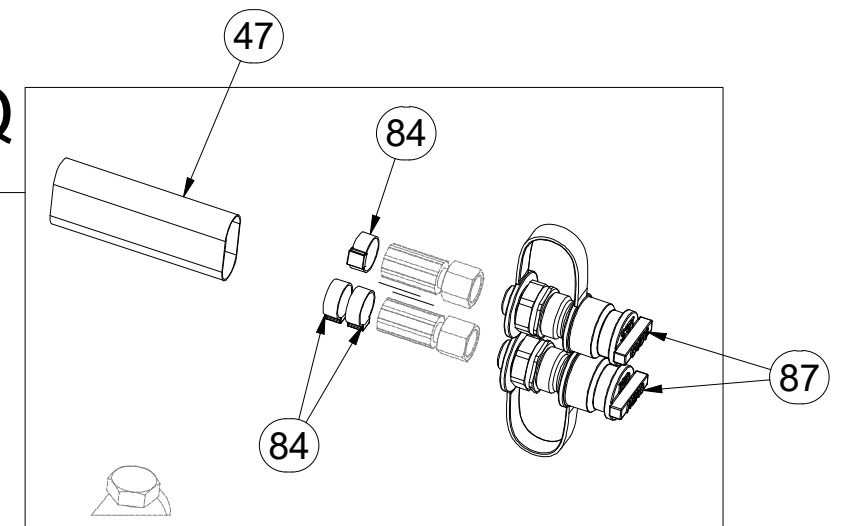
S



R



Q



Ⓒ PÍSTNICE 63/40-95

Ⓓ KOLBENSTANGE 63/40-95

Ⓕ TIGE DE PISTON 63/40-95

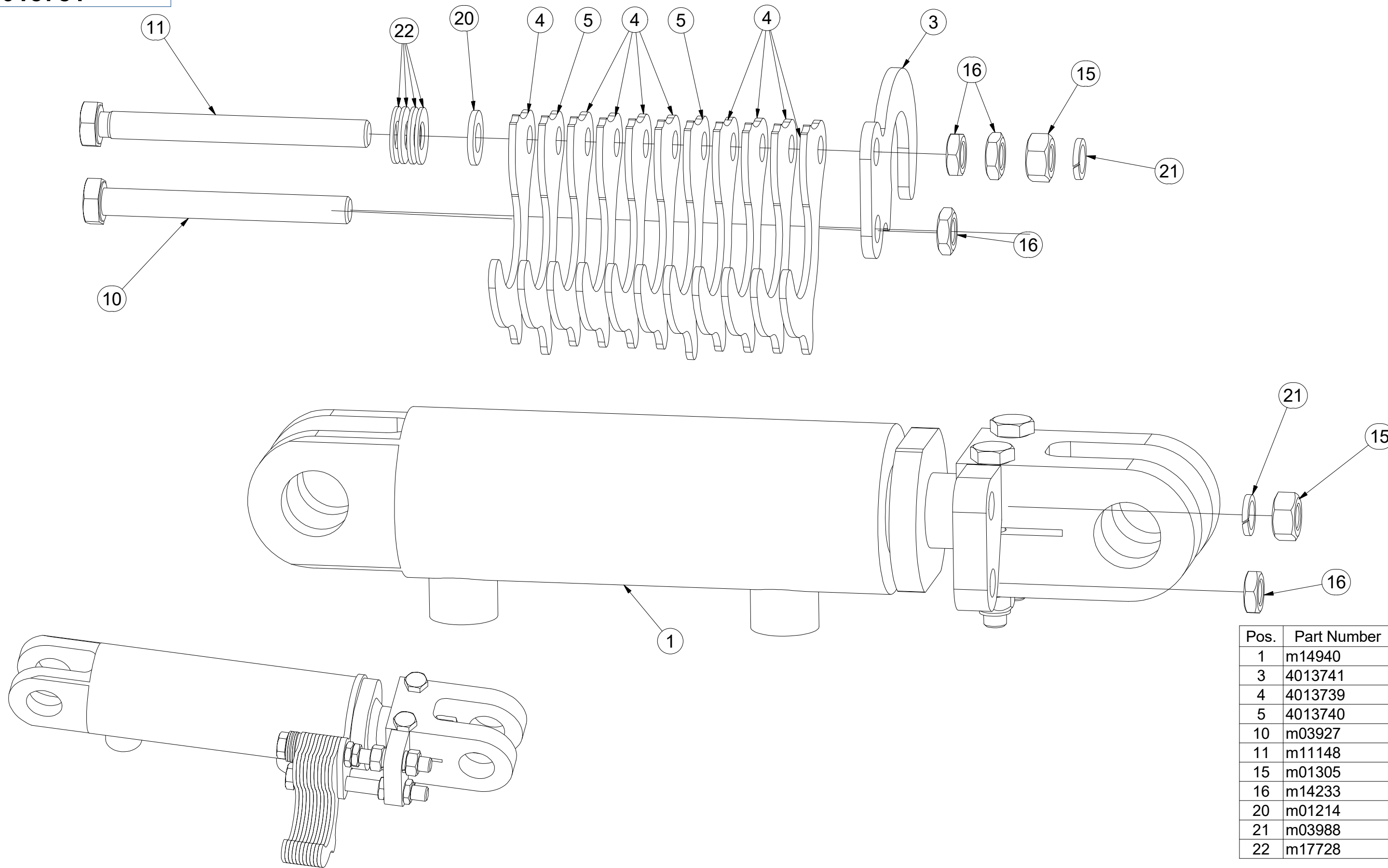
Ⓖ PISTON ROD 63/40-95

Ⓡ ЦИЛИНДР 63/40-95

Ⓟ TRZPIEŃ TŁOKA 63/40-95



4015781



Pos.	Part Number	Pcs.
1	m14940	1
3	4013741	1
4	4013739	9
5	4013740	2
10	m03927	1
11	m11148	1
15	m01305	2
16	m14233	4
20	m01214	1
21	m03988	2
22	m17728	4

Ⓒ PÍSTNICE 110/56-820

Ⓓ KOLBENSTANGE 110/56-820

Ⓕ TIGE DE PISTON 110/56-820

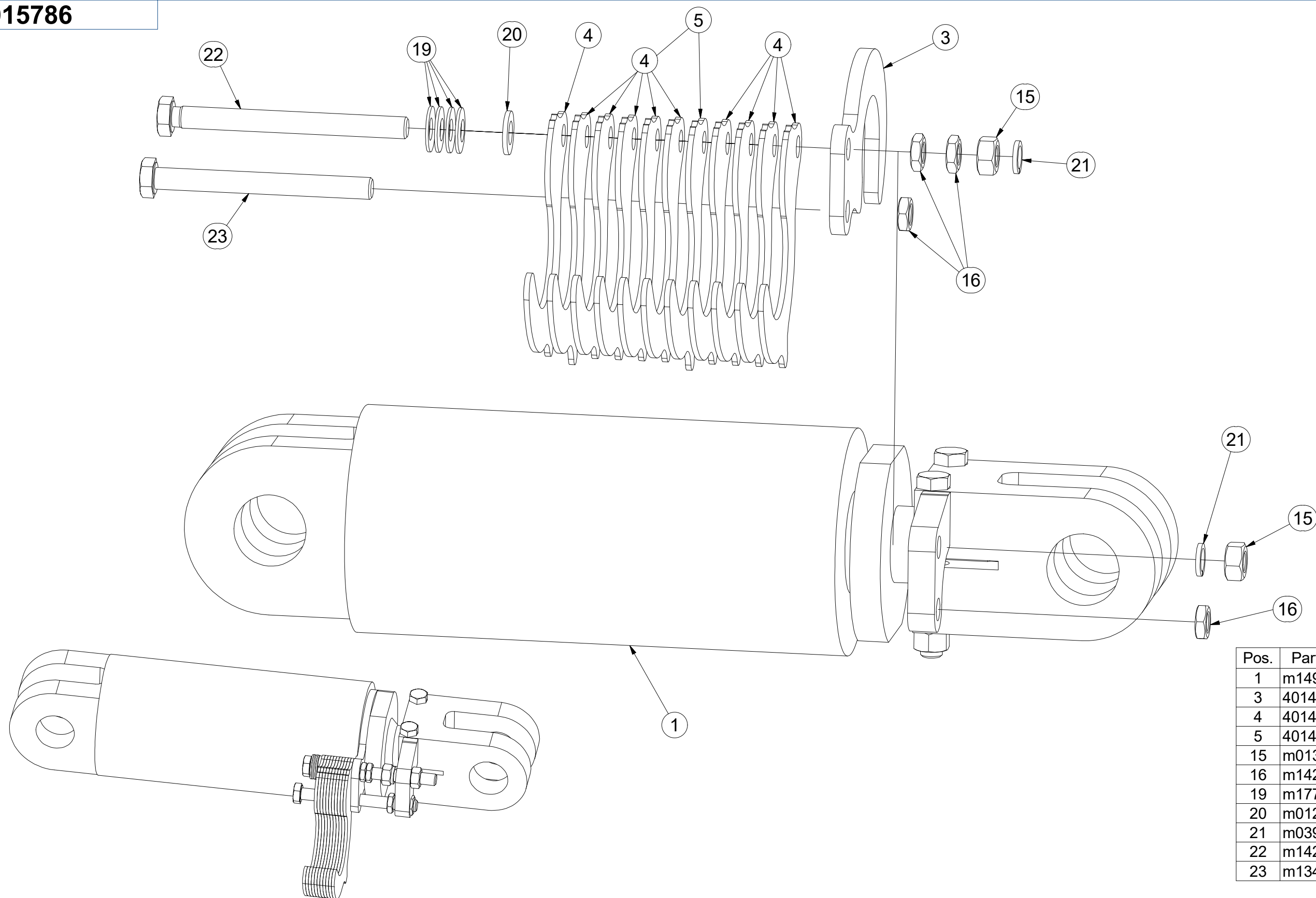
Ⓖ PISTON ROD 110/56-820

Ⓡ ЦИЛИНДР 110/56-820

Ⓟ TRZPIEŃ TŁOKA 110/56-820



4015786



Pos.	Part Number	Pcs.
1	m14939	1
3	4014739	1
4	4014740	9
5	4014741	2
15	m01305	2
16	m14233	4
19	m17728	4
20	m01214	1
21	m03988	2
22	m14232	1
23	m13467	1

Ⓒ SOUPRAVA TĚSNIVA PÍSTNIC

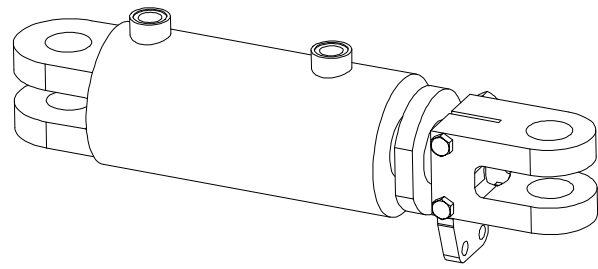
Ⓓ KOLBENSTANGENDICHTUNGSMITTELSATZ

Ⓕ SET DE GARNITURE DES TIGES DE PISTON

Ⓖ SEALING SET FOR PISTON RODS

Ⓡ КОМПЛЕКТ ПРОКЛАДОК ЦИЛИНДРОВ

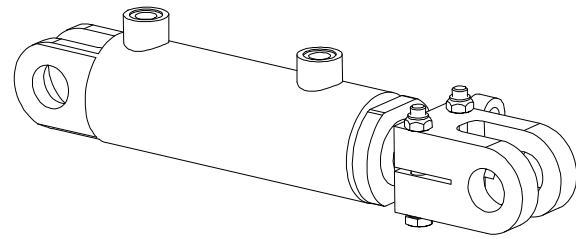
Ⓟ ZESTAW USZCZELEK TRZPIENIA TŁOKA




1



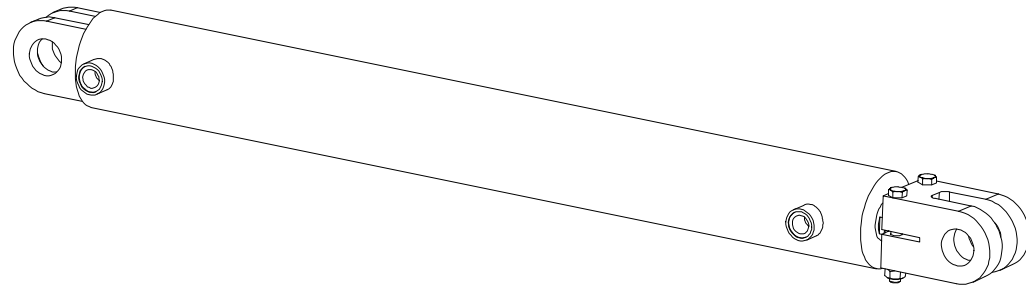
m14939- \varnothing 110/ \varnothing 56-100		
Pos	Part number	Pcs
1	m15376	2




2



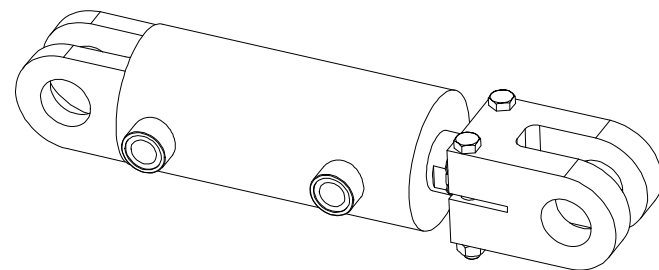
m14940- \varnothing 63/ \varnothing 40-95		
Pos	Part number	Pcs
2	m15372	2



3



m14955- \varnothing 90/ \varnothing 45-830		
Pos	Part number	Pcs
3	m15374	2



4



m17172- \varnothing 90/ \varnothing 45-100		
Pos	Part number	Pcs
4	m15374	2

Ⓒ SAMOLEPKY STROJE

Ⓓ AUFKLEBER MASCHINEN

Ⓕ VOITURE MACHINES

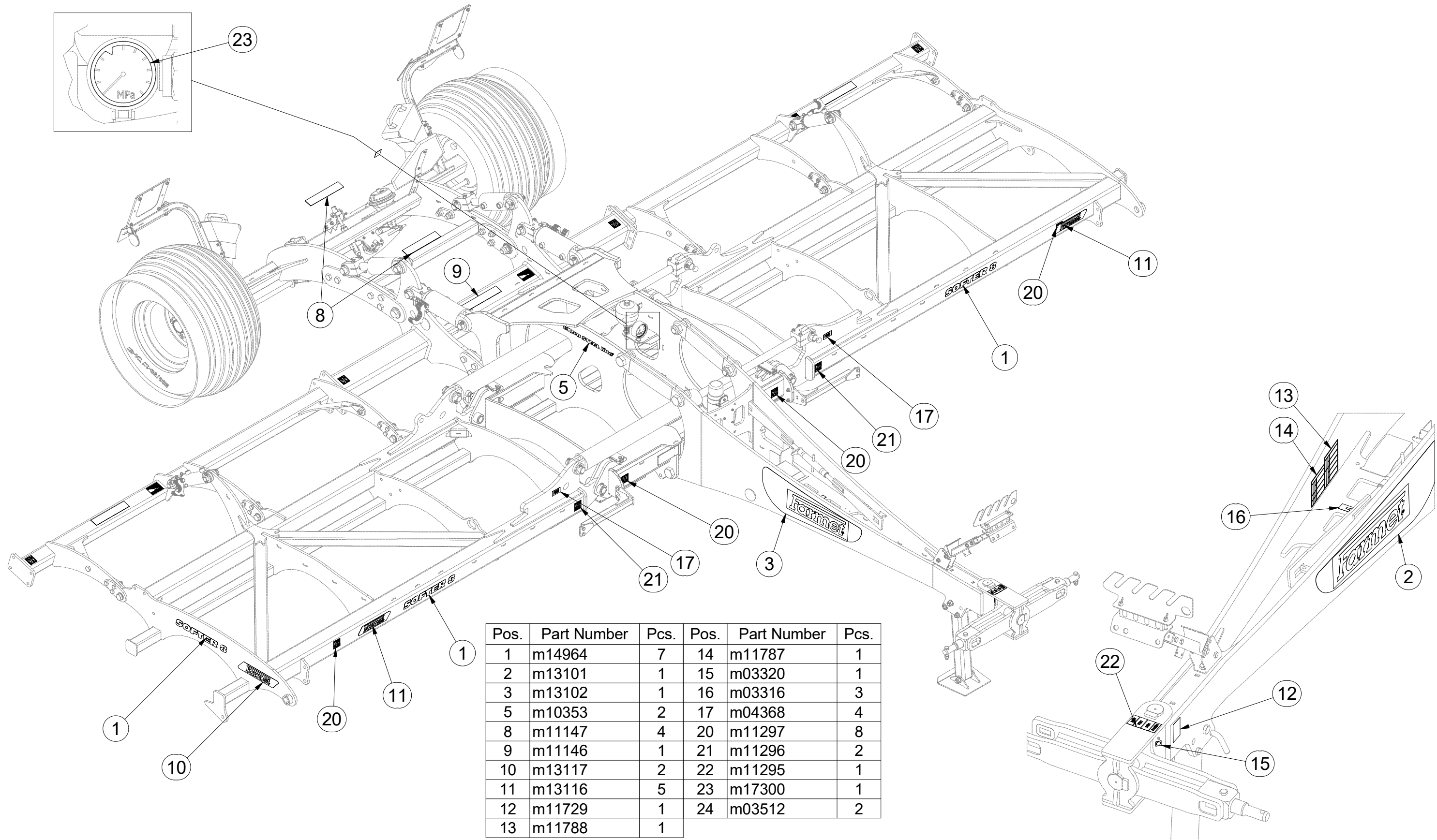
Ⓖ STICKERS MACHINES

Ⓔ СТИКЕРЫ МАШИНЫ

Ⓗ NAKLEJKI MASZYNY



8000789-30076



Pos.	Part Number	Pcs.	Pos.	Part Number	Pcs.
1	m14964	7	14	m11787	1
2	m13101	1	15	m03320	1
3	m13102	1	16	m03316	3
5	m10353	2	17	m04368	4
8	m11147	4	20	m11297	8
9	m11146	1	21	m11296	2
10	m13117	2	22	m11295	1
11	m13116	5	23	m17300	1
12	m11729	1	24	m03512	2
13	m11788	1			

☉ SAMOLEPKY STROJE

☉ AUFKLEBER MASCHINEN

☉ VOITURE MACHINES

☉ STICKERS MACHINES

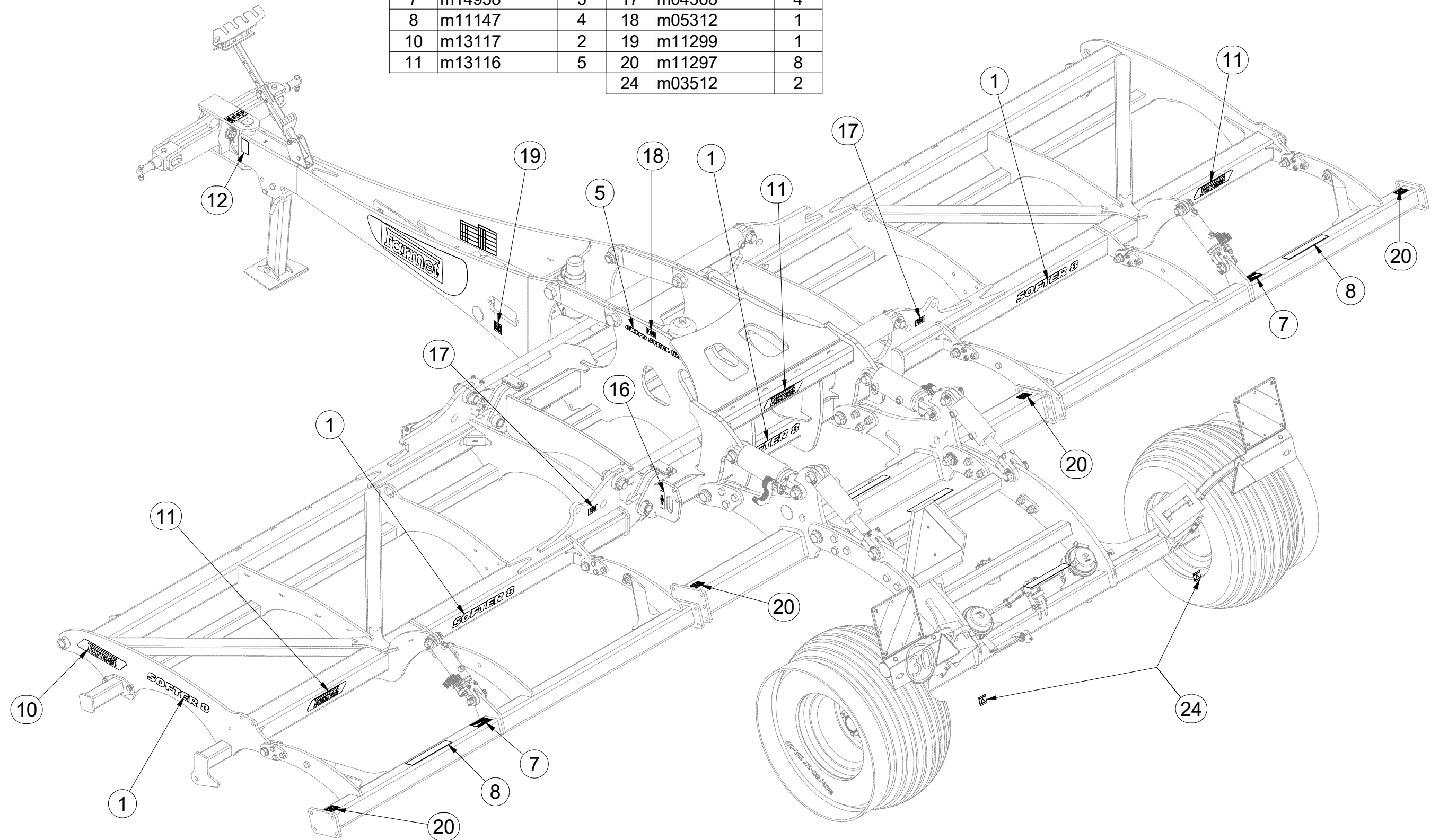
☉ СТИКЕРЫ МАШИНЫ

☉ NAKLEJKI MASZYNY



8000789-30076

Pos.	Part Number	Pcs.	Pos.	Part Number	Pcs.
1	m14964	7	12	m11729	1
5	m10353	2	16	m03316	3
7	m14958	3	17	m04368	4
8	m11147	4	18	m05312	1
10	m13117	2	19	m11299	1
11	m13116	5	20	m11297	8
			24	m03512	2

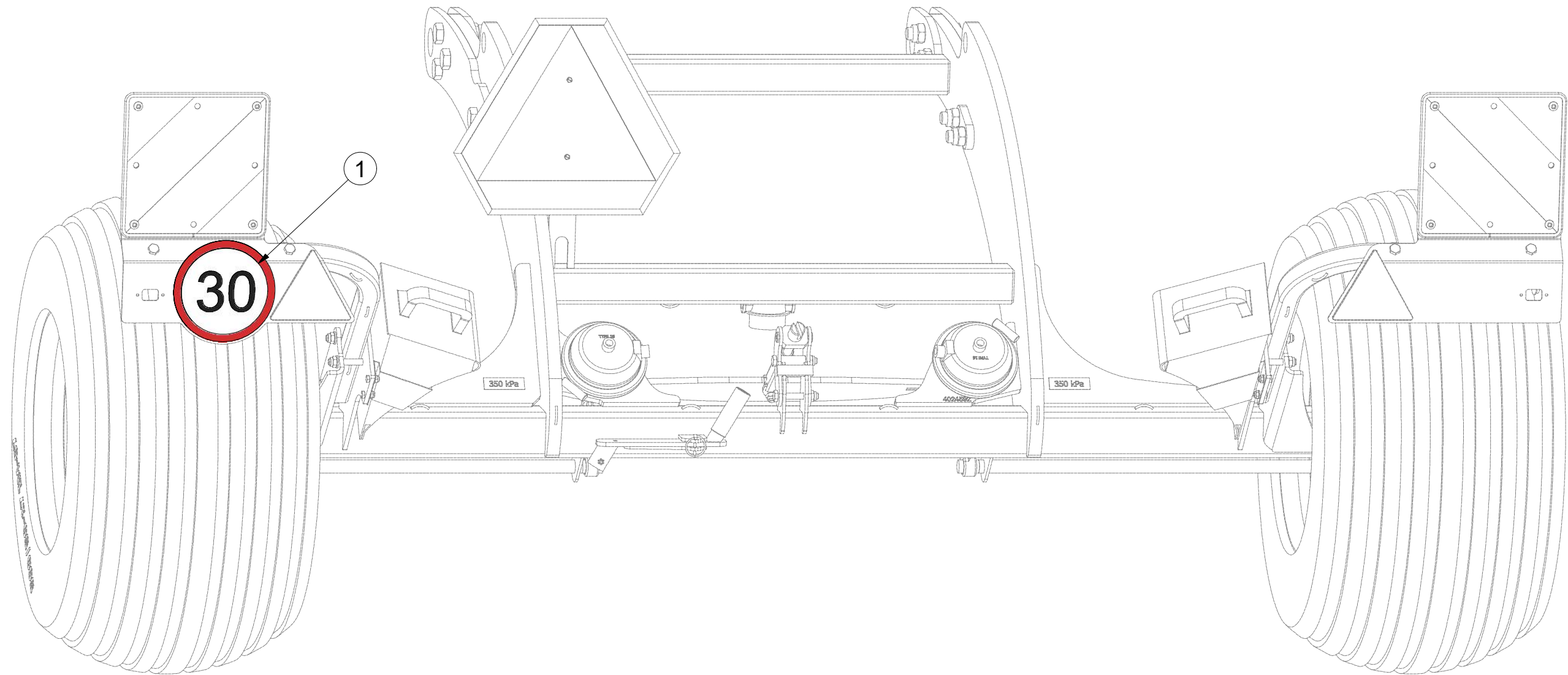


- Ⓒ SAMOLEPKY STROJE
- Ⓓ AUFKLEBER MASCHINEN
- Ⓕ VOITURE MACHINES

- Ⓖ STICKERS MACHINES
- Ⓡ СТИКЕРЫ МАШИНЫ
- Ⓟ NAKLEJKI MASZYNY



4025230



Pos.	Part Number	Pcs.
1	m19161	1

Ⓒ SVĚTELNÁ SADA

Ⓓ LEUCHTENSATZ

Ⓕ KIT LUMINEUX

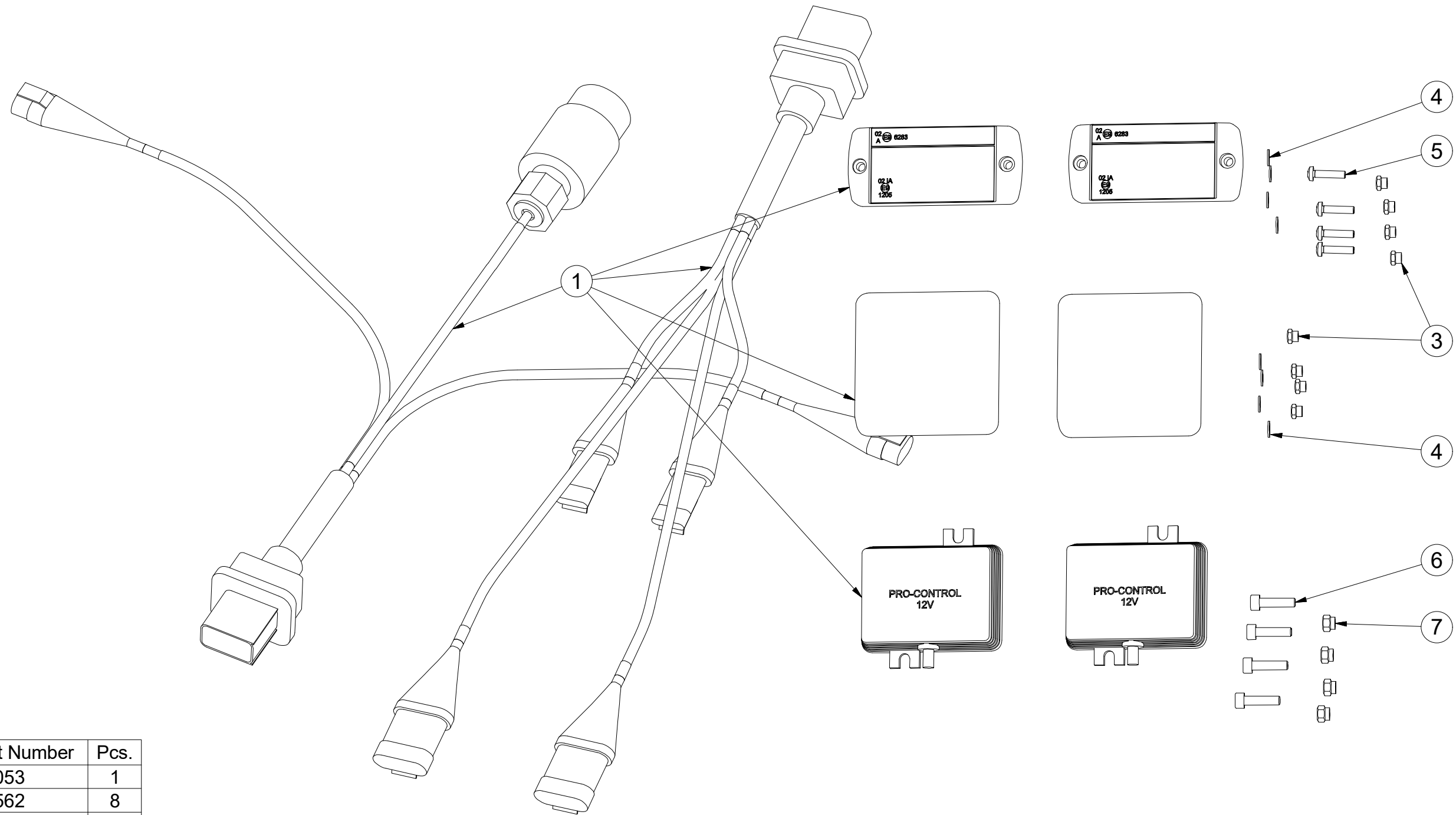
Ⓖ LIGHTING SET

Ⓡ ОСВЕТИТЕЛЬНЫЙ КОМПЛЕКТ

Ⓟ ZESTAW OŚWIETLENIA



3012492



Pos.	Part Number	Pcs.
1	m19053	1
3	m05562	8
4	m05597	8
5	m15790	4
6	m10591	4
7	m06236	4

Ⓒ SVĚTELNÁ SADA

Ⓓ LEUCHTENSATZ

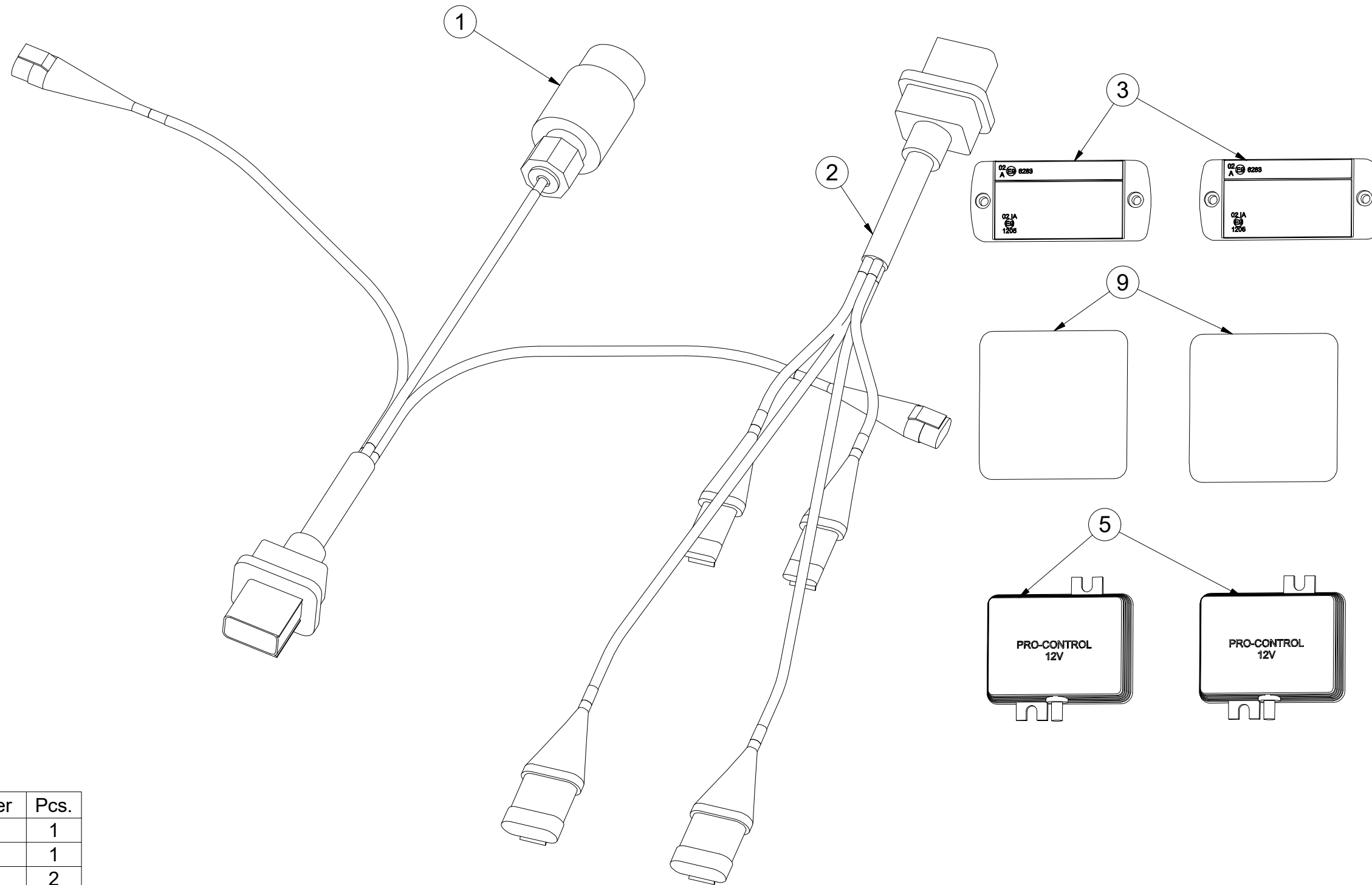
Ⓕ KIT LUMINEUX

m19053

Ⓖ LIGHTING SET

Ⓡ ОСВЕТИТЕЛЬНЫЙ КОМПЛЕКТ

Ⓟ ZESTAW OŚWIETLENIA



Pos.	Part Number	Pcs.
1	m14779	1
2	m14778	1
3	m14776	2
5	m14777	2
9	m19044	2

- Ⓒ UTAHOVACÍ MOMENTY ŠROUBŮ
 Ⓓ ANZUGMOMENTE VON SCHRAUBEN
 Ⓕ COUPLES DE SERRAGE DES VIS

- Ⓖ SCREW TIGHTENING TORQUE
 Ⓔ МОМЕНТЫ ЗАЖАТИЯ БОЛТОВ
 Ⓗ MOMENTY DOKRĘCANIA ŚRUB



P		5.8	8.8	10.9	12.9
D	R	Mu	Mu	Mu	Mu
mm	mm	Nm	Nm	Nm	Nm
M 6	1	6	9	13	15
M 8	1,25	14	22	32	38
M10	1,5	29	44	64	75
M12	1,75	49	76	111	130
M14	2	79	120	176	206
M16	2	123	188	276	323
M18	2,5	169	257	378	443
M20	2,5	239	365	536	628
M22	2,5	329	529	738	864
M24	3	413	629	924	1082
M27	3	613	934	1372	1606
M30	3,5	832	1267	1862	2179
M33	3,5	1130	1723	2530	2961
M36	4	1451	2210	3246	3799
M39	4	1885	2872	4217	4936
M42	4,5	2322	3538	5196	6080
M45	4,5	2909	4433	6511	7619
M48	5	3513	5353	7862	9200
M52	5	4524	6895	10126	11849
M56	5,5	5636	8589	12614	14761

- Mu - Ⓒ UTAHOVACÍ MOMENT Ⓖ TIGHTENING TORQUE
 Ⓓ ANZUGMOMENT Ⓔ МОМЕНТ ЗАЖАТИЯ
 Ⓕ COUPLE DE SERRAGE Ⓗ MOMENT DOKRĘCANIA
 D - Ⓒ JMENOVITÝ PRŮMĚR Ⓖ NOMINAL DIAMETER
 Ⓓ NENNDURCHMESSER Ⓔ НОМИНАЛЬНЫЙ ДИАМЕТР
 Ⓕ DIAMETRE NOMINAL Ⓗ ŚREDNICA NOMINALNA
 R - Ⓒ ROZTEČ ZÁVITU - STOUPÁNÍ Ⓖ SCREW PITCH – LEAD
 Ⓓ GEWINDESTEIGUNG Ⓔ ШАГ РЕЗЬБЫ
 Ⓕ PAS DE FILET - PAS Ⓗ ROZSTAW GWINTU - SKOKI
 P - Ⓒ PEVNOST Ⓖ STRENGTH
 Ⓓ FESTIGKEIT Ⓔ ПРОЧНОСТЬ
 Ⓕ RÉSISTANCE Ⓗ WYTRZYMAŁOŚĆ


- Ⓒ Šroubové spoje utahujte dle vyznačeného utahovacího momentu v dokumentaci. Pokud není utahovací moment v dokumentaci vyznačen, utahujte dle obecné tabulky. Pokud je v dokumentaci definován spoj ze šroubu a matice o různých pevnostech, vždy utahujte na moment komponenty s nižší pevností.
- Ⓓ Ziehen Sie die Schraubverbindungen gemäß dem in der Dokumentation festgeschriebenen Anzugsmoments an. Sofern das Anzugsmoment nicht in der Dokumentation aufgeführt ist, ziehen Sie sie gemäß der allgemeinen Tabelle an. Wenn in der Dokumentation eine Verbindung von Schraube und Mutter mit verschiedenen Festigkeiten definiert ist, wird immer mit dem Moment des Bauteils mit der geringeren Festigkeit angezogen.
- Ⓕ Serrez les raccords à vis selon le couple de serrage indiqué dans les documents. Si le couple de serrage n'est pas indiqué dans les documents, serrez selon le tableau général. Si les documents définissent un assemblage par boulon de diverses résistances, serrez toujours au moment de la composante avec résistance inférieure.
- Ⓖ Tighten the screw joints according to the tightening torque stated in the documentation. If the tightening torque is not stated in the documentation, tighten according to the general table. If there is a joint with a screw and a nut at different strengths in the documentation, always tighten to the torque of the component with lower strength.
- Ⓔ Резьбовые соединения зажимайте с установленным в документации моментом зажатия. Если в документации не указан момент зажатия, то зажимайте по действующей в общем таблице. Если в документации установлено соединение из болта и гайки различной прочности, всегда зажимайте с моментом для компонента с меньшей прочностью.
- Ⓗ Połączenia śrubowe należy dokręcać zgodni z momentem obrotowym w dokumentacji. Jeśli w dokumentacji nie ma podanego momentu obrotowego, należy dokręcać zgodnie z ogólną tabelą. Jeśli w dokumentacji zdefiniowane jest połączenie ze śrubą i nakrętką o różnych wytrzymałościach, zawsze należy dokręcać zachowując moment dokręcania komponentu z niższą wytrzymałością.

- Ⓒ UTAHOVACÍ MOMENTY ŠROUBŮ
 Ⓓ ANZUGMOMENTE VON SCHRAUBEN
 Ⓕ COUPLES DE SERRAGE DES VIS

- Ⓖ SCREW TIGHTENING TORQUE
 Ⓔ МОМЕНТЫ ЗАЖАТИЯ БОЛТОВ
 Ⓟ MOMENTY DOKRĘCANIA ŚRUB



- Ⓒ **OBECNÝ PŘEDPIS UTAHOVÁNÍ ZAJIŠTĚNÍ ČEPOVÝCH SPOJŮ:**
 Ⓓ **ALLGEMEINE VORSCHRIFT FÜR DAS ANZIEHEN VON BOLZENVERBINDUNGEN:**
 Ⓕ **CONSIGNE GENERALE POUR LE SERRAGE DES ARTICULATIONS CYLINDRIQUES:**
 Ⓖ **GENERAL INSTRUCTION FOR TIGHTENING THE SECURING OF PIN JOINTS:**
 Ⓔ **ОБЩЕЕ ОПИСАНИЕ ЗАЖАТИЯ ПРЕДОХРАНЕНИЯ СОЕДИНЕНИЙ ПАЛЬЦАМИ:**
 Ⓟ **OGÓLNE ZASADY DOKRĘCANIA ZABEZPIECZENIA POŁĄCZEŃ CZOPEM:**



X	M
M8, M10, M12	09-15Nm
M14	15-25Nm

- | | | | |
|------------------------|------------------|-------------------------|-------------------------|
| X - Ⓒ ROZMĚR ŠROUBU | Ⓖ BOLT DIMENSION | M - Ⓒ ORIENTAČNÍ MOMENT | Ⓖ ORIENTATION TORQUE |
| Ⓓ SCHRAUBENGRÖSSE | Ⓔ РАЗМЕР БОЛТА | Ⓓ ANZUGSMOMENT | Ⓔ ОПИЕНТАЦИОННЫЙ МОМЕНТ |
| Ⓕ DIMENSIONS DE LA VIS | Ⓟ ROZMIAR ŚRUBY | Ⓕ COUPLE D'ORIENTATION | Ⓟ ORIENTACYJNY MOMENT |

- Ⓒ Tyto spoje není nutné ověřovat kontrolou momentovým klíčem = stačí vizuálně kontrolovat sešroubování.
 Ⓓ Diese Verbindungen müssen nicht mit einem Drehmomentschlüssel überprüft werden = es genügt, die Verschraubung visuell zu kontrollieren.
 Ⓕ Il n'est pas nécessaire de contrôler le serrage à l'aide d'une clé dynamométrique = un contrôle visuel de l'assemblage suffit.
 Ⓖ These joints do not have to be verified by checking with a torque wrench = visual inspection of bolting is sufficient.
 Ⓔ Эти соединения не нужно контролировать динамометрическим ключом = достаточно визуально проверять прикручивание.
 Ⓟ Nie trzeba sprawdzać tych połączeń kluczem dynamometrycznym = wystarczy wizualnie skontrolować dokręcenie.